




## 12. SETUP PHOTOS



### ANTENNA PORT CONDUCTED RF MEASUREMENT SETUP



**RADIATED RF MEASUREMENT SETUP (BELOW 1 GHz)**



**RADIATED RF MEASUREMENT SETUP (ABOVE 1 GHz)**



**POWERLINE CONDUCTED EMISSIONS MEASUREMENT SETUP**

LINE CONDUCTED FRONT PHOTO



LINE CONDUCTED BACK PHOTO



**END OF REPORT**