


Product Tested Front – Model: DE50



USB

Product Back Panel Ports/Connectors



Video  
RCA

Audio  
RCA

RF SAT IN

Component  
Video Inputs

HDMI

2x USB

2x Ethernet

eSATA

Phone

RF4CE  
Antenna

Complete System



Cables used during testing



Support Accessories

eSATA Hard Drive



USB Hard Drive



... setup ...

Test setup – Field Strength Measurements (Front View)




Test setup – Field Strength Measurements (Rear View)



Active Loop Antenna (9kHz to 30MHz)



BiLog Antenna (30MHz to 1000MHz)



Horn (1GHz – 18GHz)



HF Active Antenna/Harmonic Mixer (18GHz – 26.5GHz)





RF4CE port




Bluetooth port



Active Loop Antenna (9kHz to 30MHz)



BiLog Antenna (30MHz to 1000MHz)



Horn (1GHz – 18GHz)





HF Active Antenna/Harmonic Mixer (18GHz – 28.5GHz)





Test Setup – Conducted Emissions (Front View)



Test Setup – Conducted Emissions (Side View)

