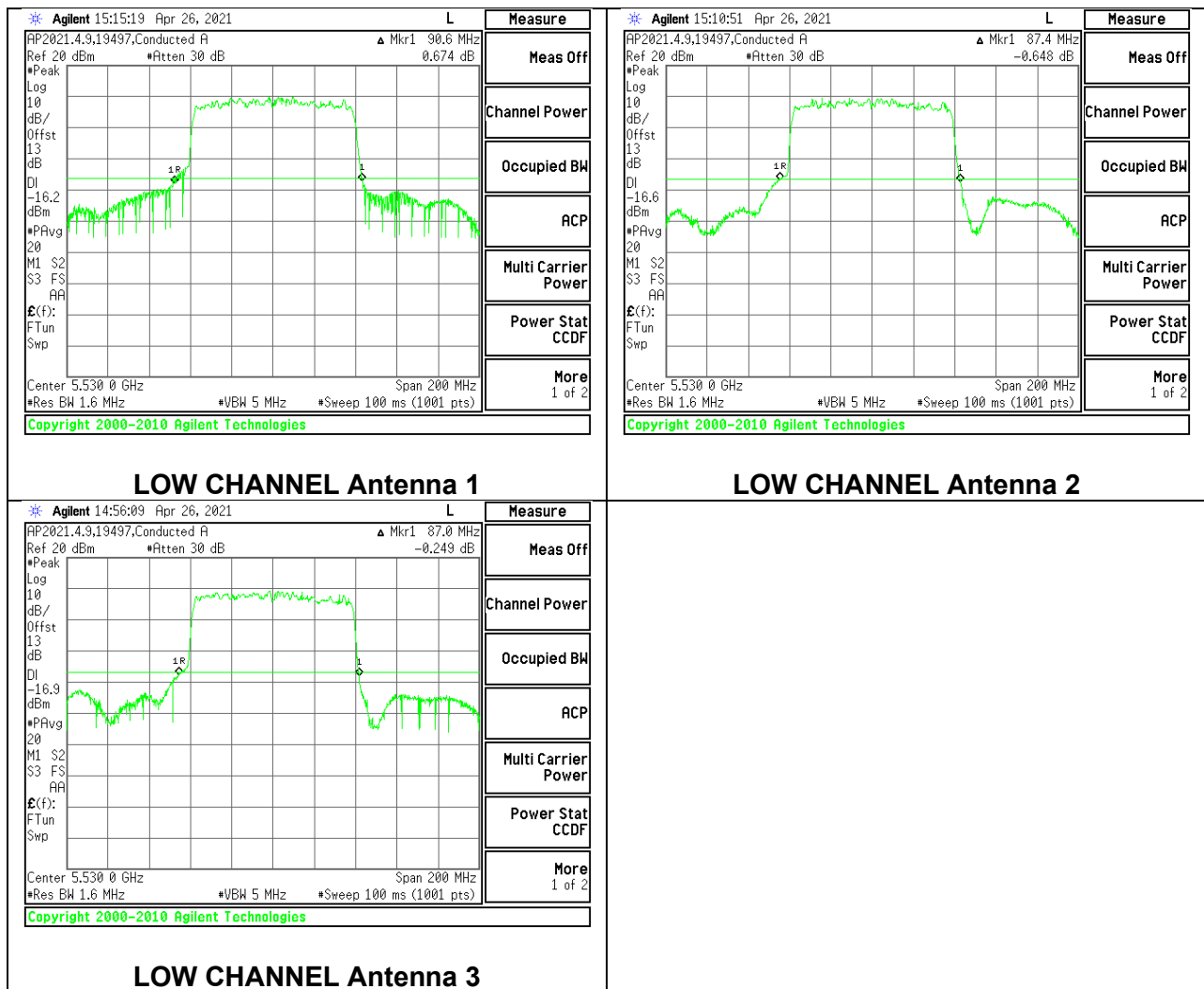


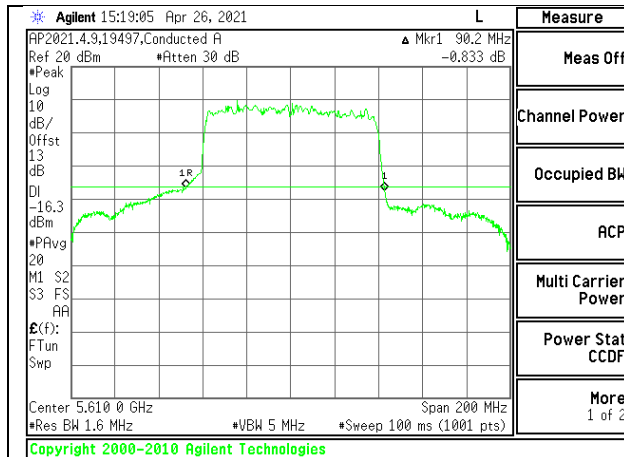
9.2.9. 802.11ax HE80 MODE 3TX IN THE 5.6GHz BAND
3TX Antenna 1 + Antenna 2 + Antenna 3 CDD OFDMA MODE: 996-Tones, RU Index 67

Channel	Frequency (MHz)	26 dB Bandwidth Antenna 1 (MHz)	26 dB Bandwidth Antenna 2 (MHz)	26 dB Bandwidth Antenna 3 (MHz)
Low	5530	90.60	87.40	87.00
High	5610	90.20	90.00	89.80
138	5690	89.80	87.60	92.00

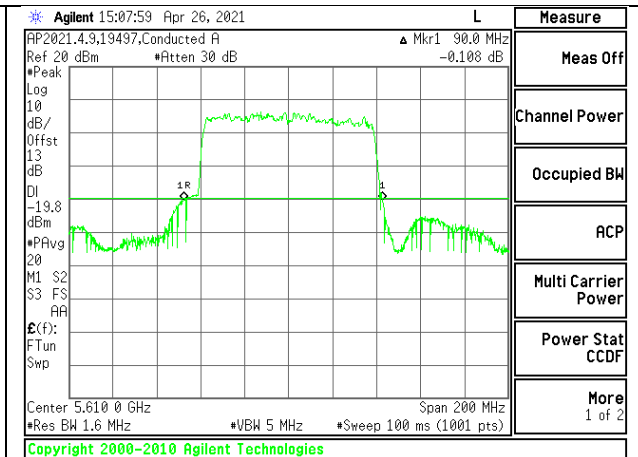
LOW



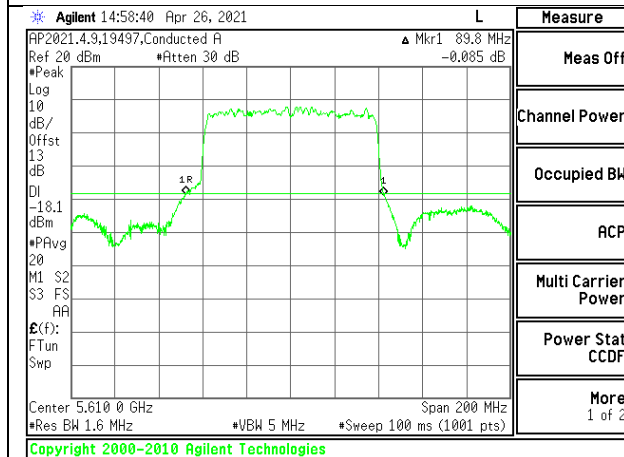
HIGH



HIGH CHANNEL Antenna 1

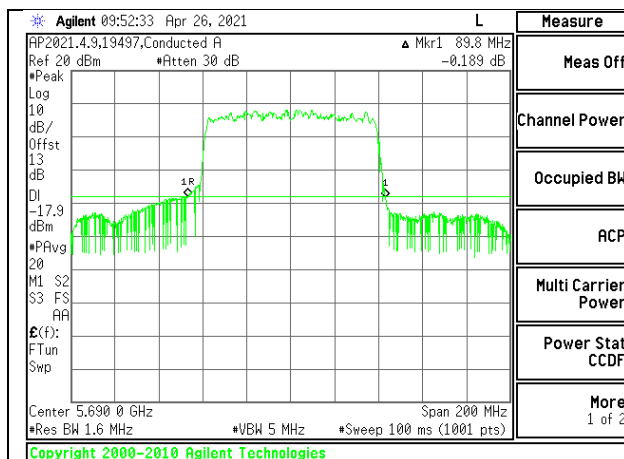


HIGH CHANNEL Antenna 2

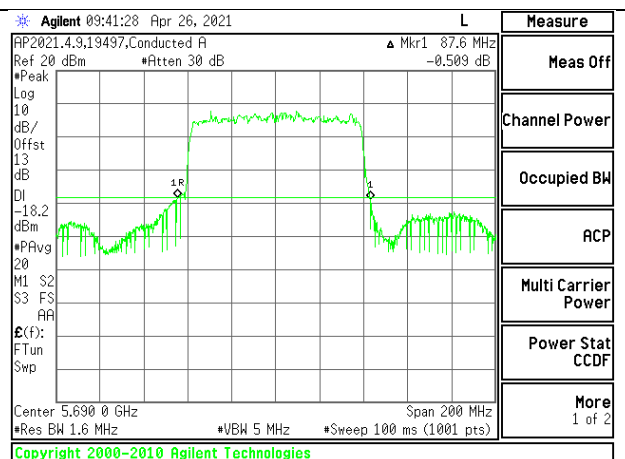


HIGH CHANNEL Antenna 3

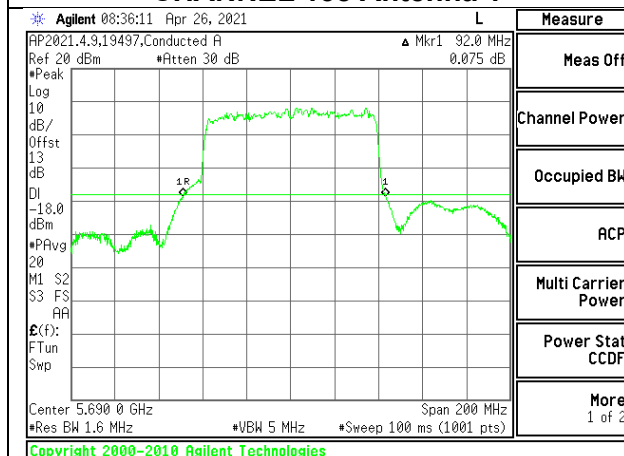
CHANNEL 138



CHANNEL 138 Antenna 1



CHANNEL 138 Antenna 2

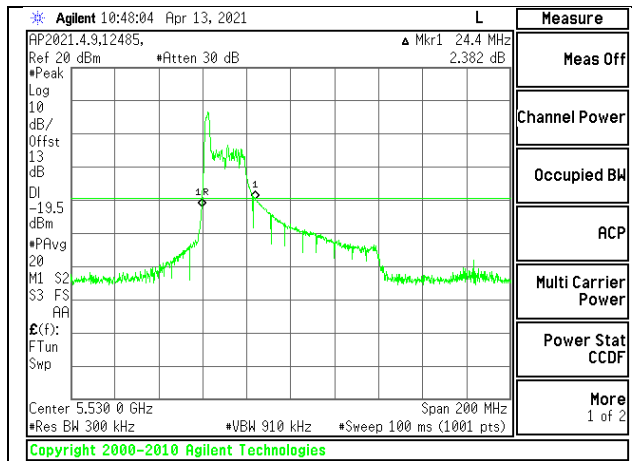


CHANNEL 138 Antenna 3

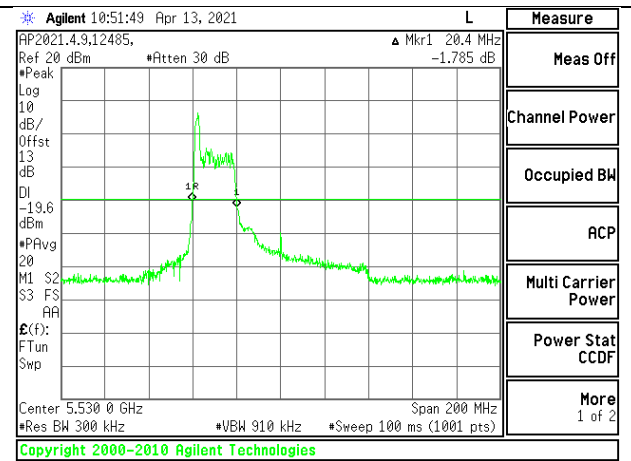
3TX Antenna 1 + Antenna 2 + Antenna 3 CDD OFDMA MODE: 26-Tones, RU Index 0

Channel	Frequency (MHz)	26 dB Bandwidth Antenna 1 (MHz)	26 dB Bandwidth Antenna 2 (MHz)	26 dB Bandwidth Antenna 3 (MHz)
Low	5530	24.40	20.40	20.20
High	5610	24.40	20.40	20.20
138	5690	20.20	20.40	20.20

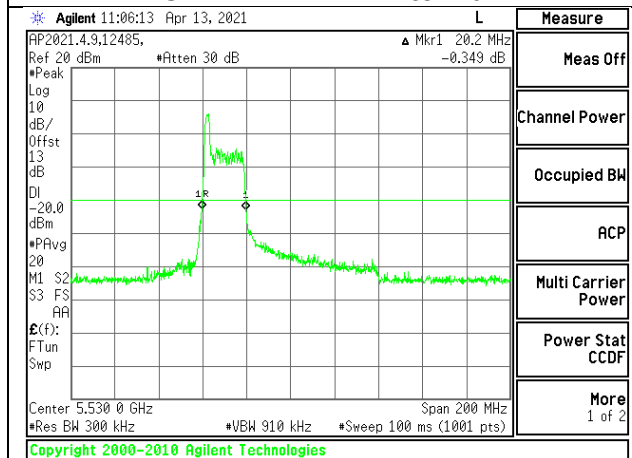
LOW



LOW CHANNEL Antenna 1

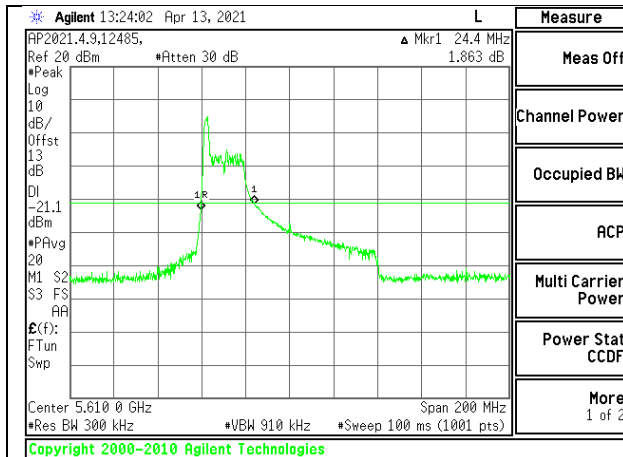


LOW CHANNEL Antenna 2

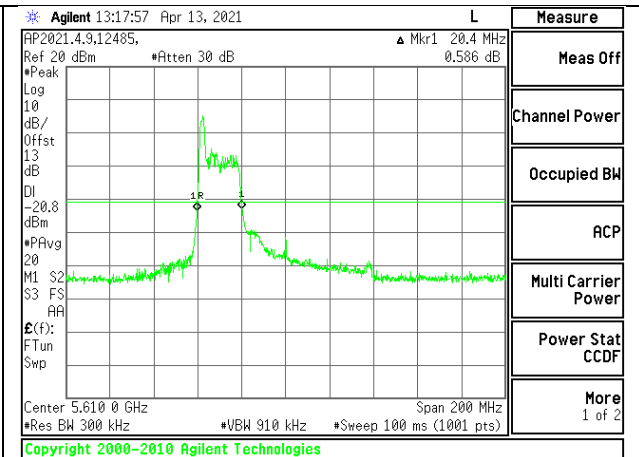


LOW CHANNEL Antenna 3

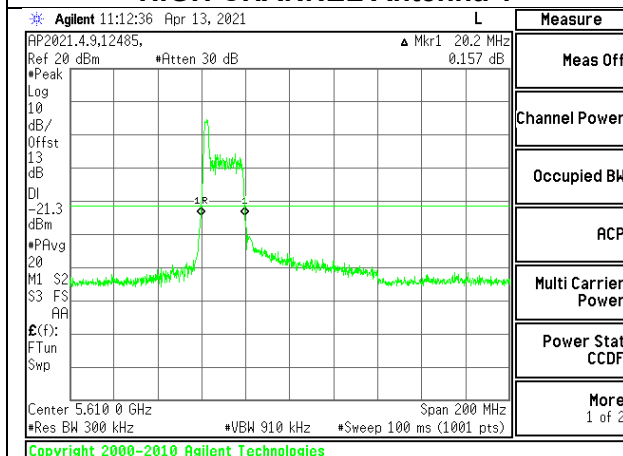
HIGH



HIGH CHANNEL Antenna 1

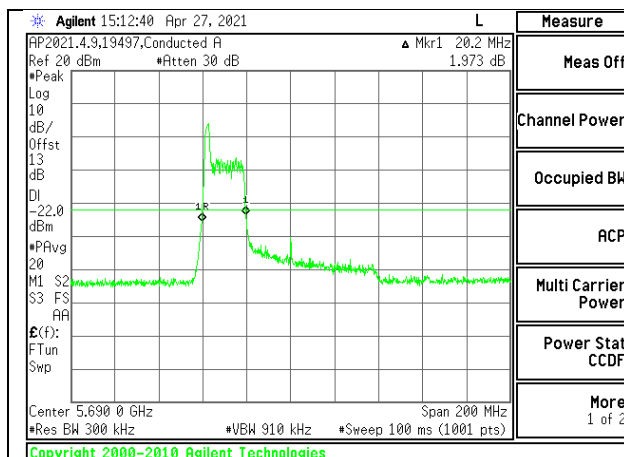


HIGH CHANNEL Antenna 2

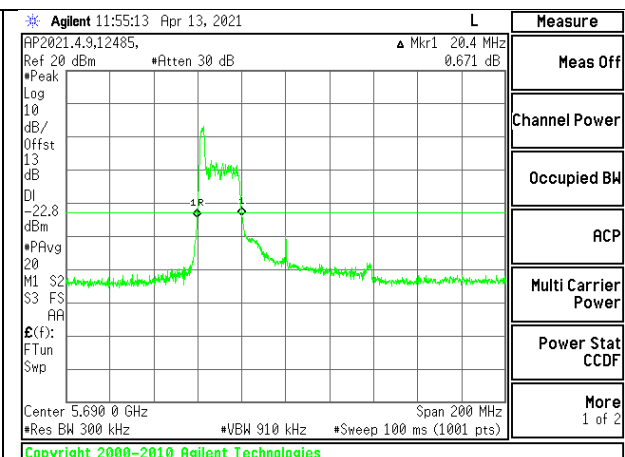


HIGH CHANNEL Antenna 3

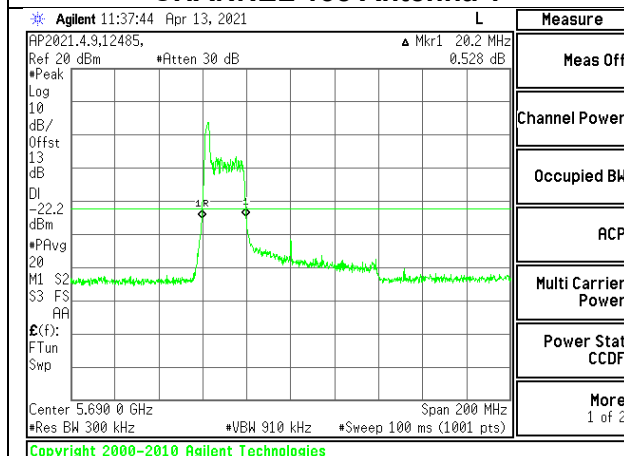
CHANNEL 138



CHANNEL 138 Antenna 1



CHANNEL 138 Antenna 2

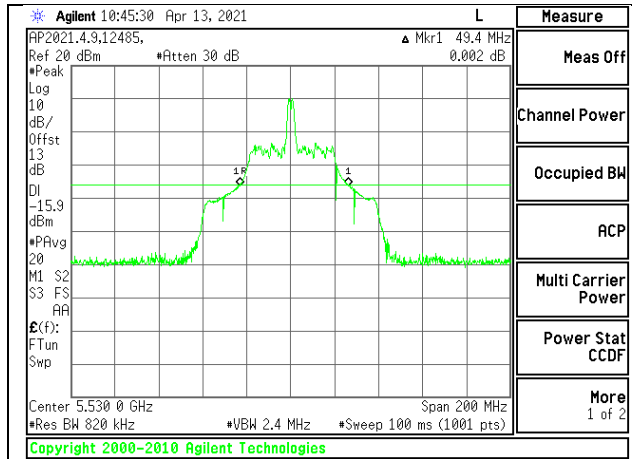


CHANNEL 138 Antenna 3

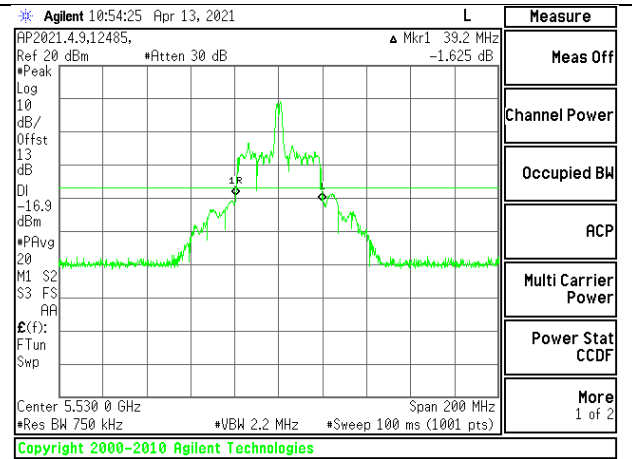
3TX Antenna 1 + Antenna 2 + Antenna 3 CDD OFDMA MODE: 26-Tones, RU Index 18

Channel	Frequency (MHz)	26 dB Bandwidth Antenna 1 (MHz)	26 dB Bandwidth Antenna 2 (MHz)	26 dB Bandwidth Antenna 3 (MHz)
Low	5530	49.40	39.20	39.40
High	5610	50.00	39.20	39.20
138	5690	48.40	39.60	39.20

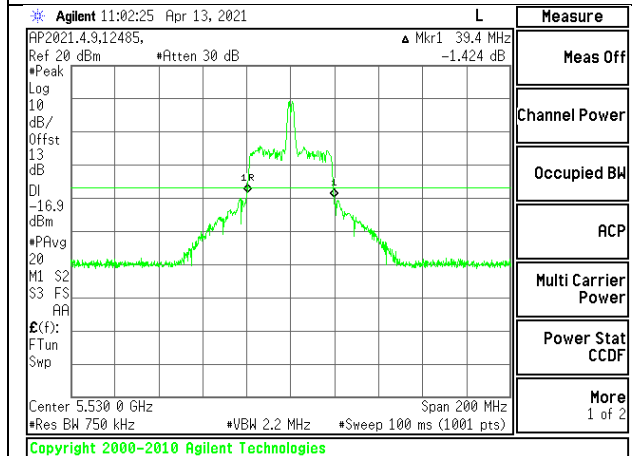
LOW



LOW CHANNEL Antenna 1

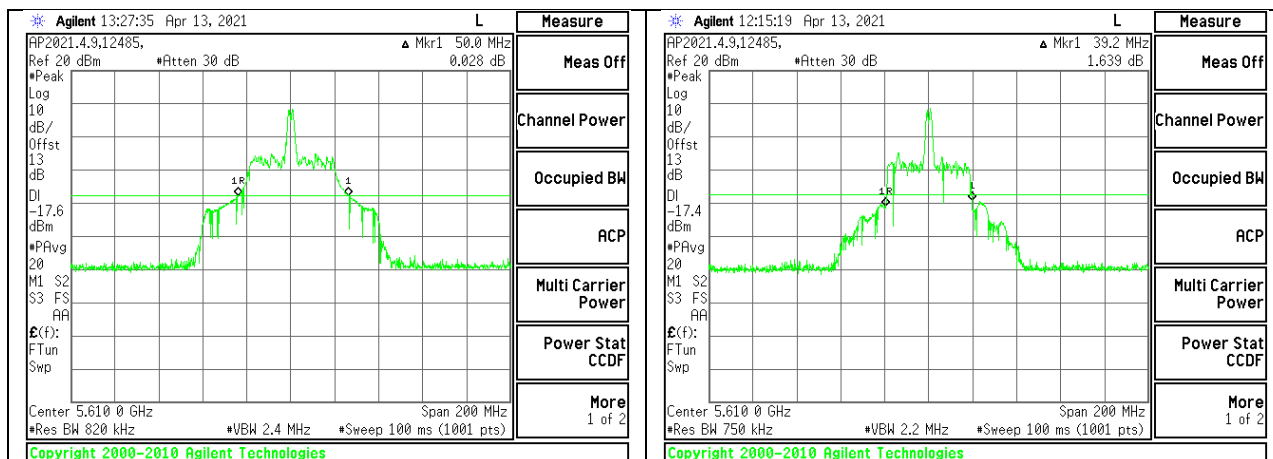


LOW CHANNEL Antenna 2



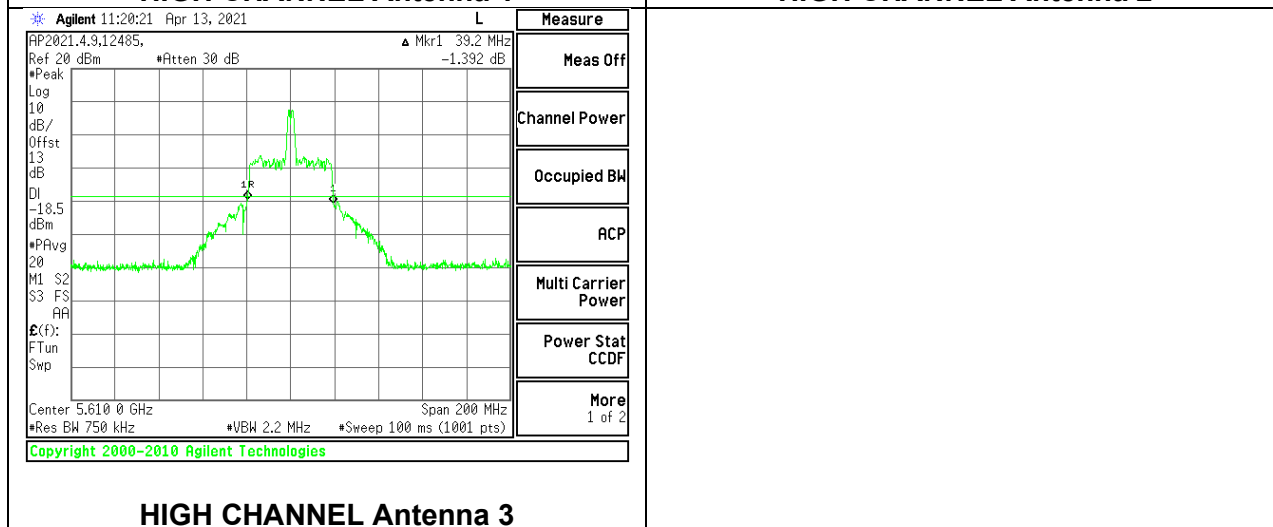
LOW CHANNEL Antenna 3

HIGH



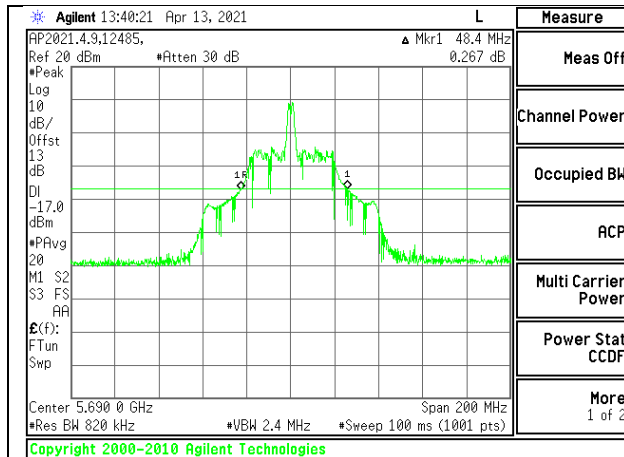
HIGH CHANNEL Antenna 1

HIGH CHANNEL Antenna 2

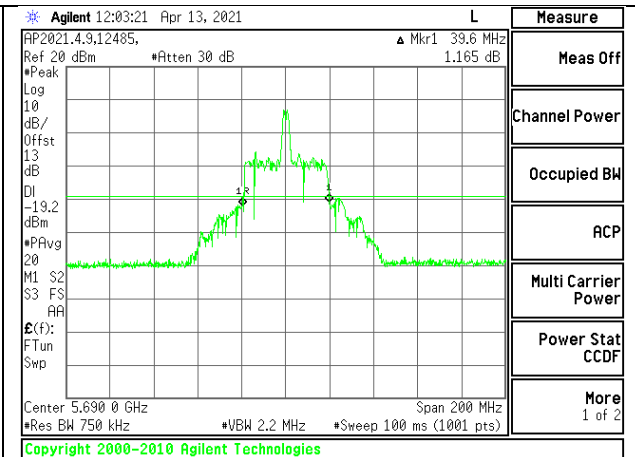


HIGH CHANNEL Antenna 3

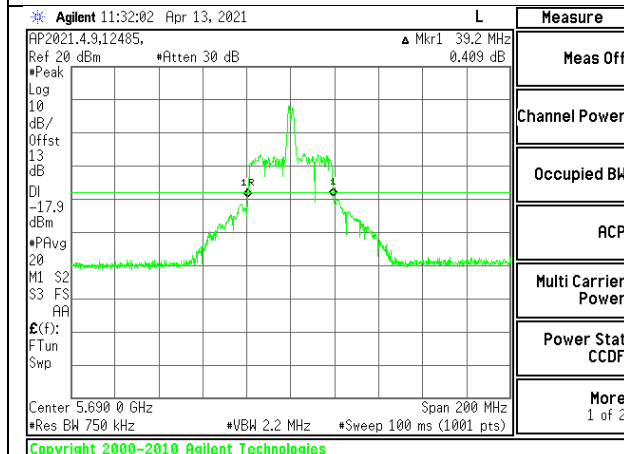
CHANNEL 138



CHANNEL 138 Antenna 1



CHANNEL 138 Antenna 2

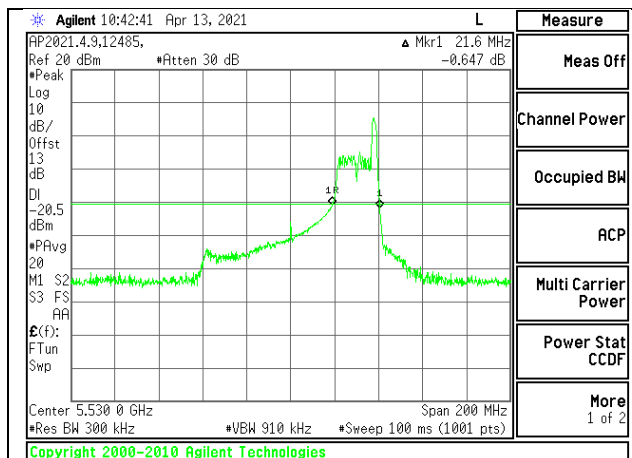


CHANNEL 138 Antenna 3

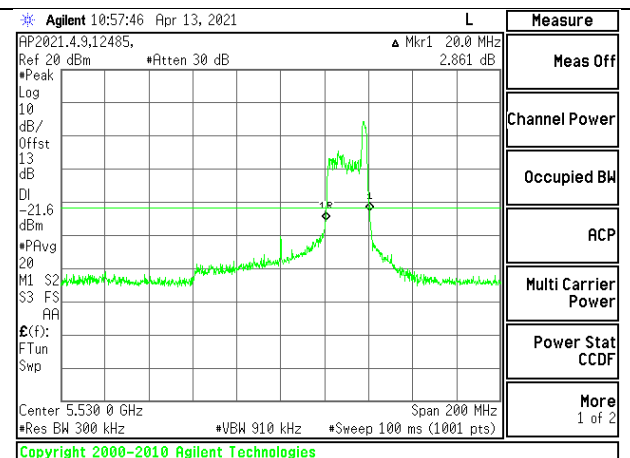
3TX Antenna 1 + Antenna 2 + Antenna 3 CDD OFDMA MODE: 26-Tones, RU Index 36

Channel	Frequency (MHz)	26 dB Bandwidth Antenna 1 (MHz)	26 dB Bandwidth Antenna 2 (MHz)	26 dB Bandwidth Antenna 3 (MHz)
Low	5530	21.60	20.00	20.20
High	5610	21.80	20.00	20.20
138	5690	22.00	20.00	19.80

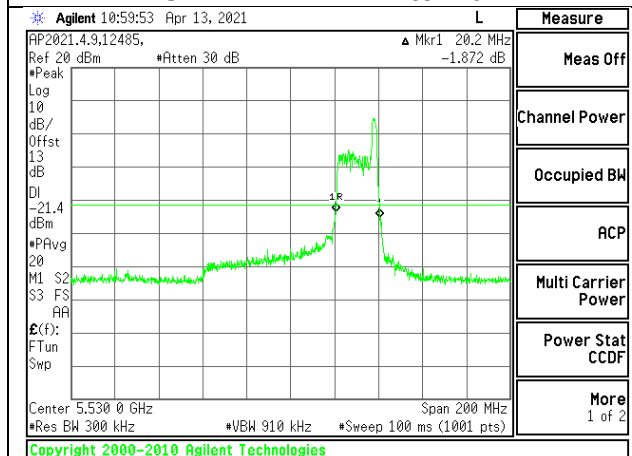
LOW



LOW CHANNEL Antenna 1

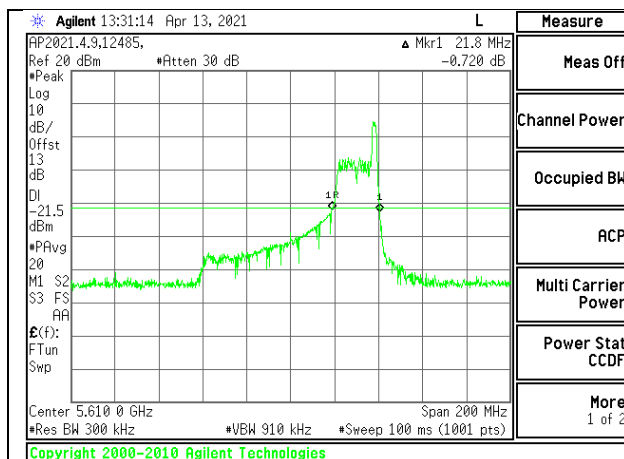


LOW CHANNEL Antenna 2

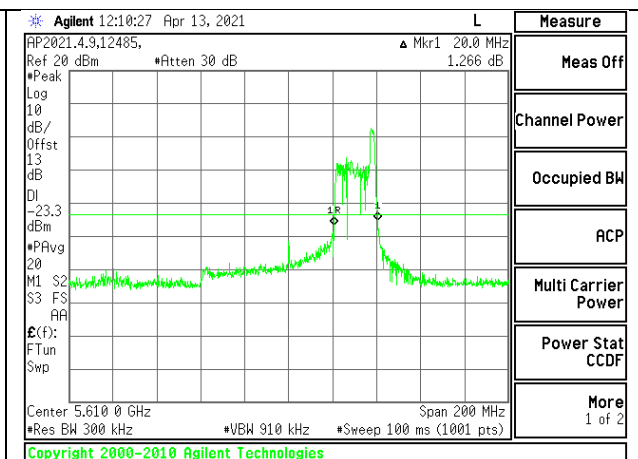


LOW CHANNEL Antenna 3

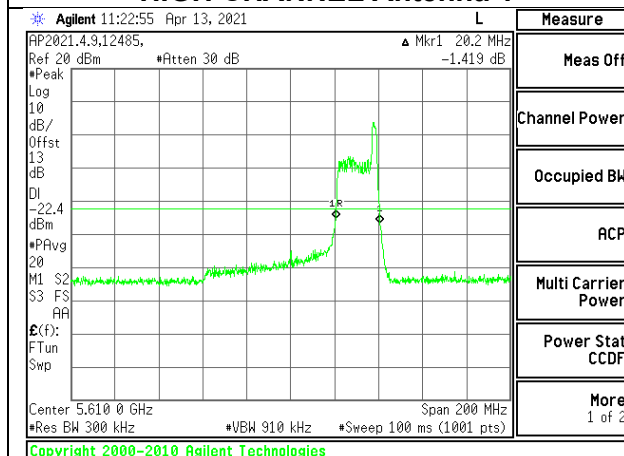
HIGH



HIGH CHANNEL Antenna 1

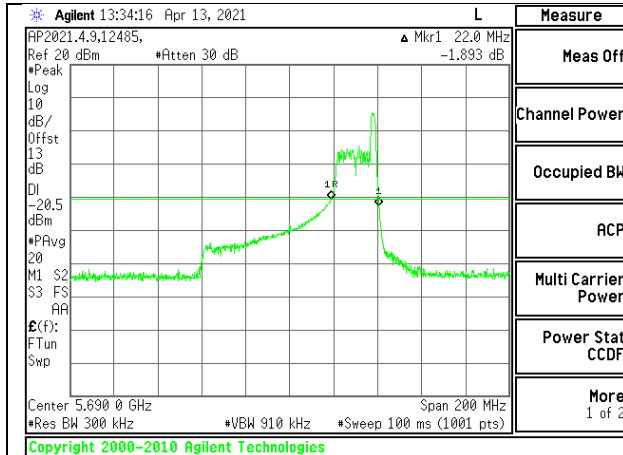


HIGH CHANNEL Antenna 2

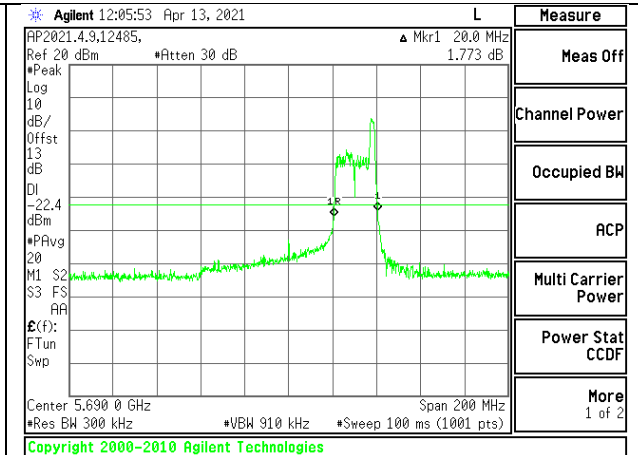


HIGH CHANNEL Antenna 3

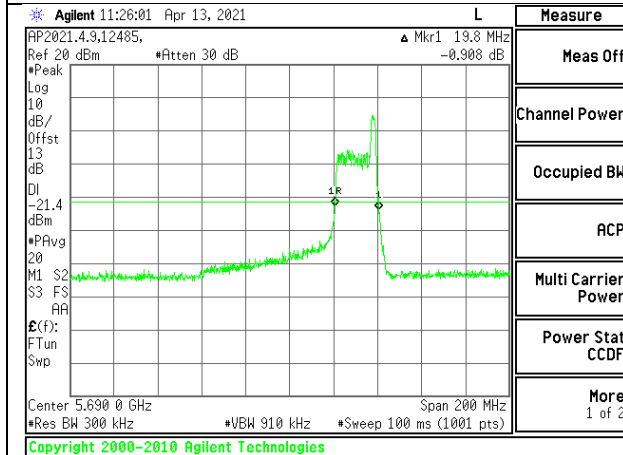
CHANNEL 138



CHANNEL 138 Antenna 1



CHANNEL 138 Antenna 2

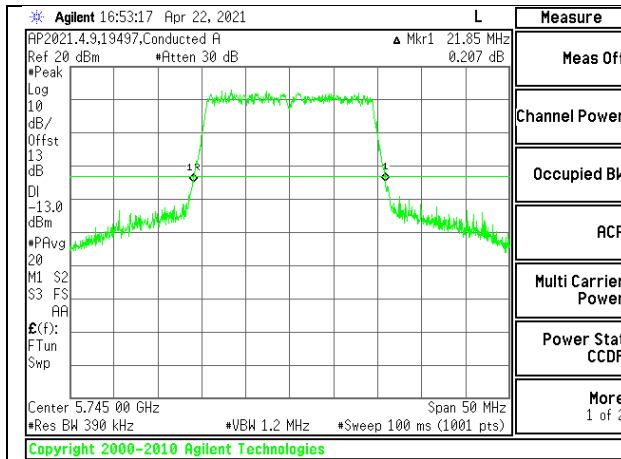


CHANNEL 138 Antenna 3

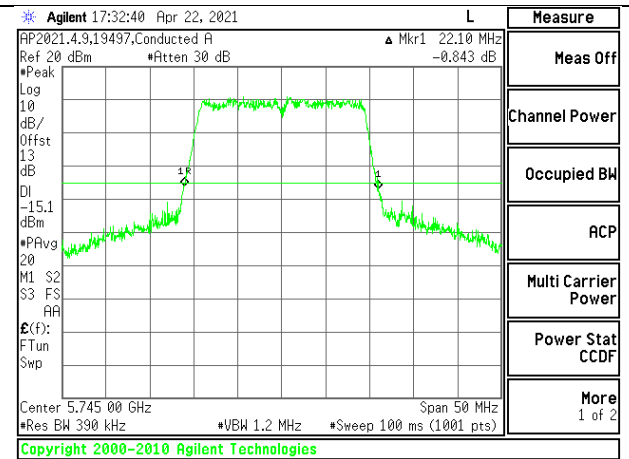
9.2.10. 802.11ax HE20 MODE 3TX IN THE 5.8GHz BAND
3TX Antenna 1 + Antenna 2 + Antenna 3 CDD OFDMA MODE: 242-Tones, RU Index 61

Channel	Frequency (MHz)	26 dB Bandwidth Antenna 1 (MHz)	26 dB Bandwidth Antenna 2 (MHz)	26 dB Bandwidth Antenna 3 (MHz)
Low	5745	21.85	22.10	22.00
Mid	5785	21.80	22.00	22.30
High	5825	22.10	21.65	22.05

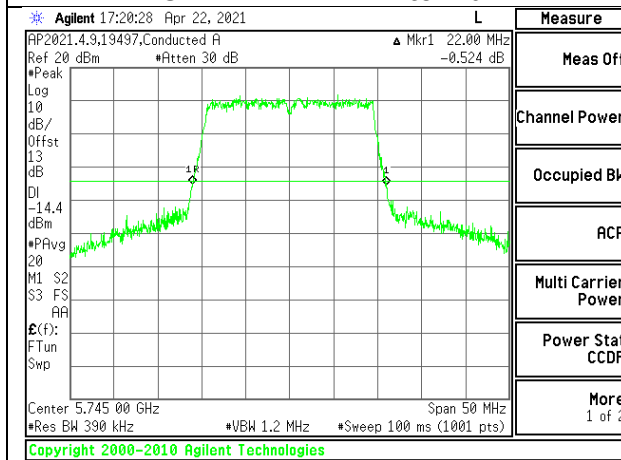
LOW



LOW CHANNEL Antenna 1

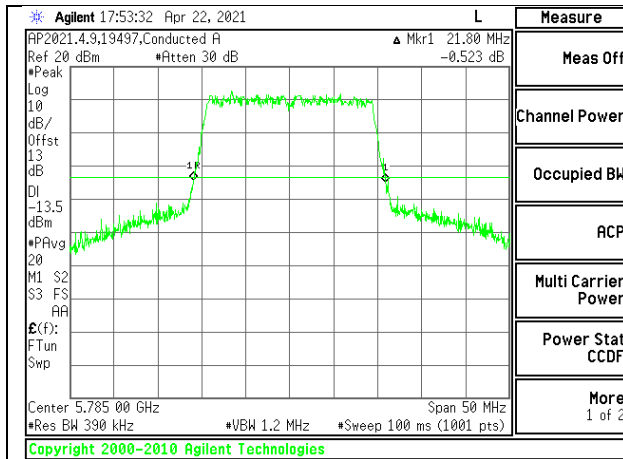


LOW CHANNEL Antenna 2

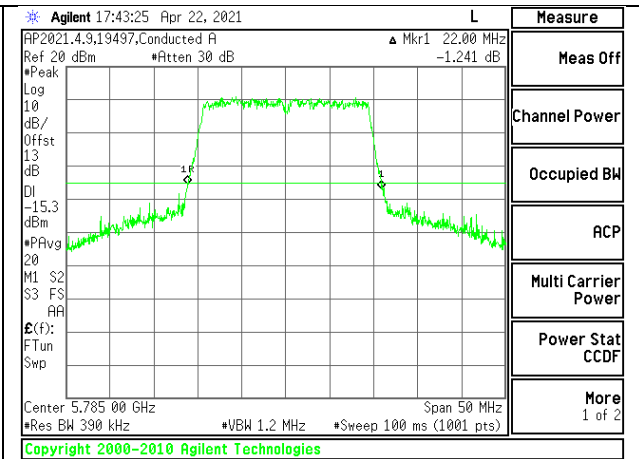


LOW CHANNEL Antenna 3

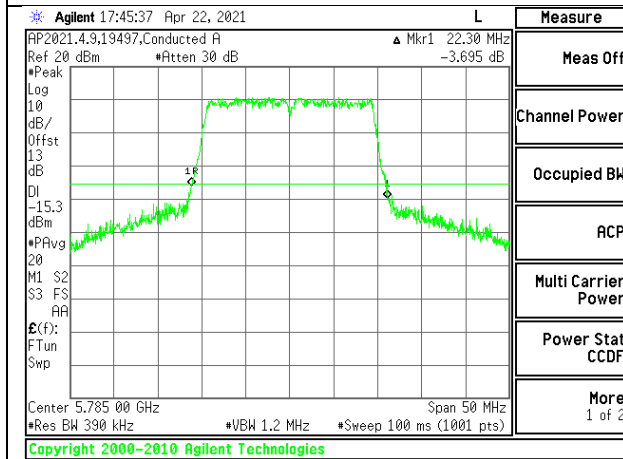
MID



MID CHANNEL Antenna 1

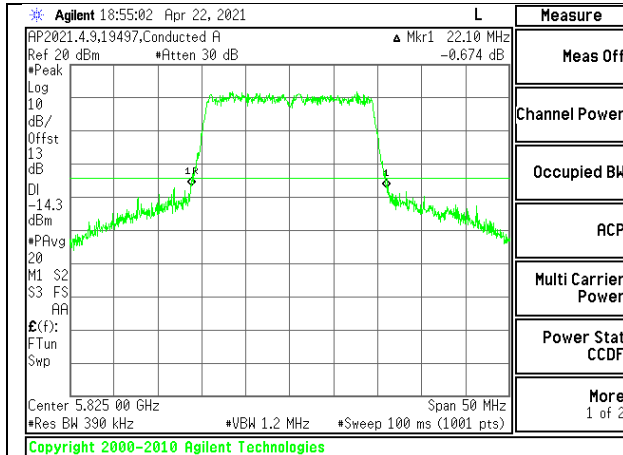


MID CHANNEL Antenna 2

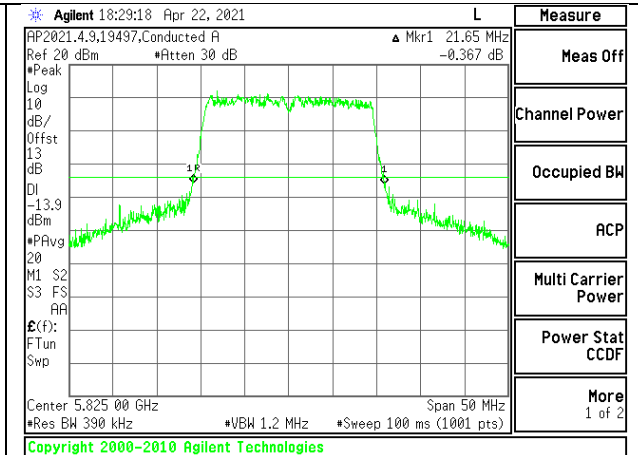


MID CHANNEL Antenna 3

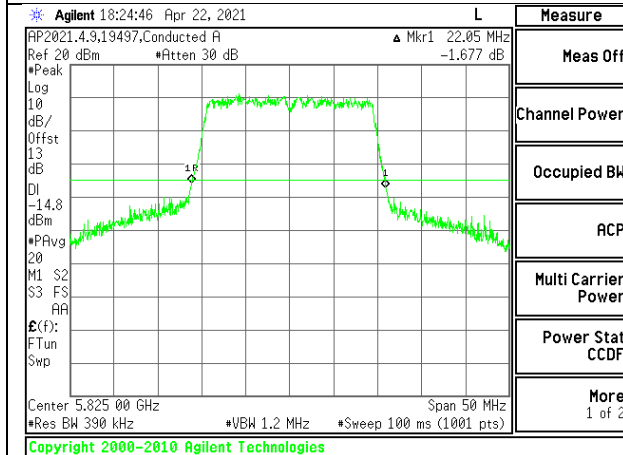
HIGH



HIGH CHANNEL Antenna 1



HIGH CHANNEL Antenna 2

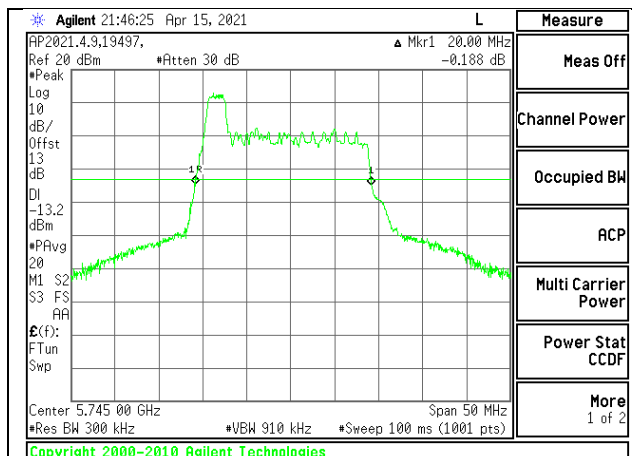


HIGH CHANNEL Antenna 3

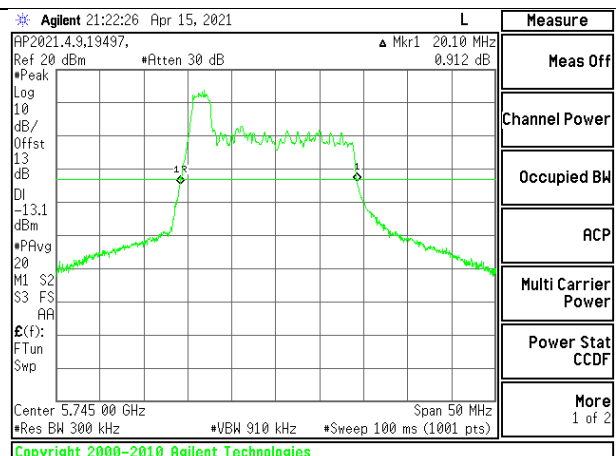
3TX Antenna 1 + Antenna 2 + Antenna 3 CDD OFDMA MODE: 26-Tones, RU Index 0

Channel	Frequency (MHz)	26 dB Bandwidth Antenna 1 (MHz)	26 dB Bandwidth Antenna 2 (MHz)	26 dB Bandwidth Antenna 3 (MHz)
Low	5745	20.00	20.10	20.00
Mid	5785	20.90	20.00	20.90
High	5825	21.00	20.80	20.90

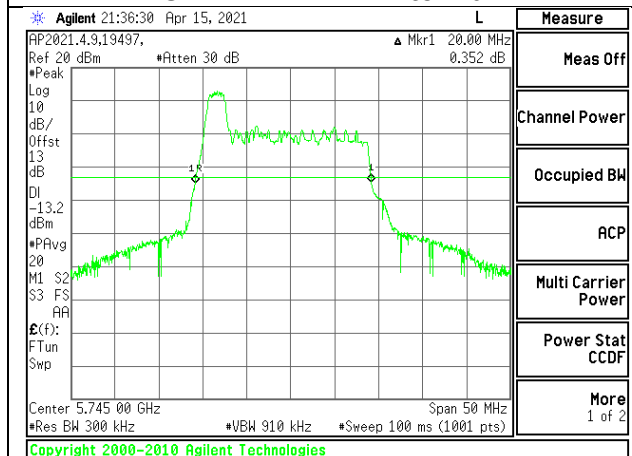
LOW



LOW CHANNEL Antenna 1

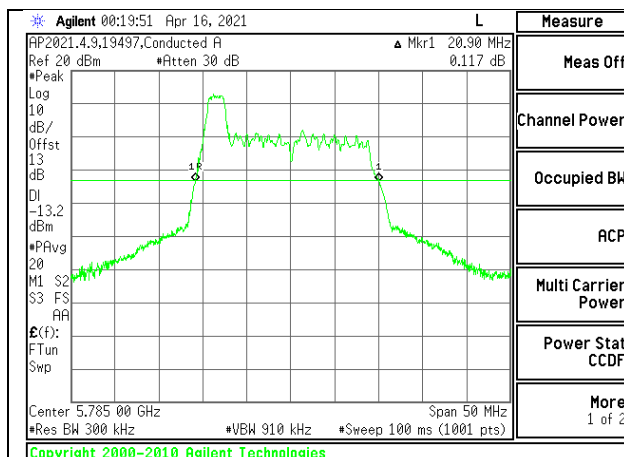


LOW CHANNEL Antenna 2

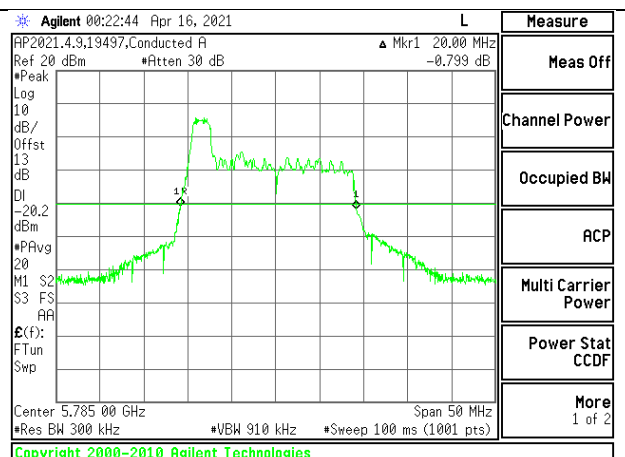


LOW CHANNEL Antenna 3

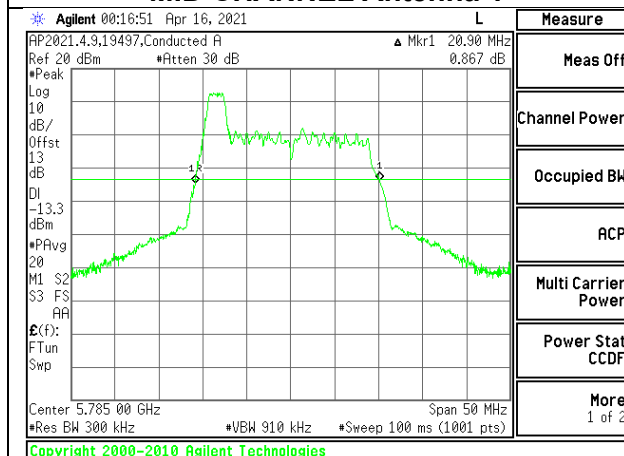
MID



MID CHANNEL Antenna 1

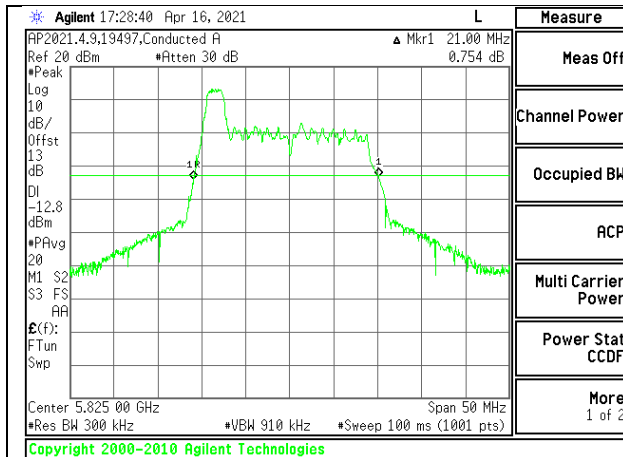


MID CHANNEL Antenna 2

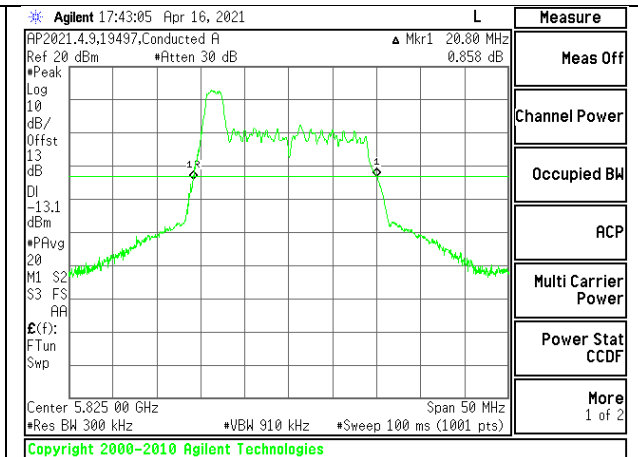


MID CHANNEL Antenna 3

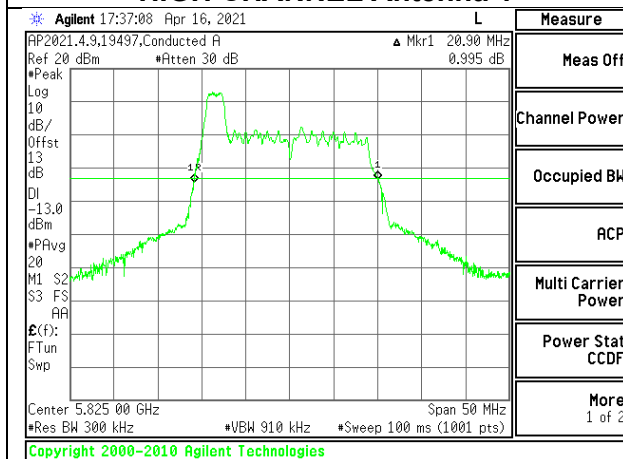
HIGH



HIGH CHANNEL Antenna 1



HIGH CHANNEL Antenna 2

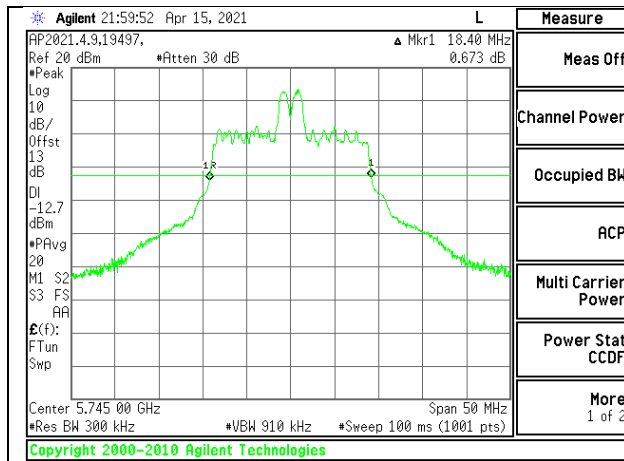


HIGH CHANNEL Antenna 3

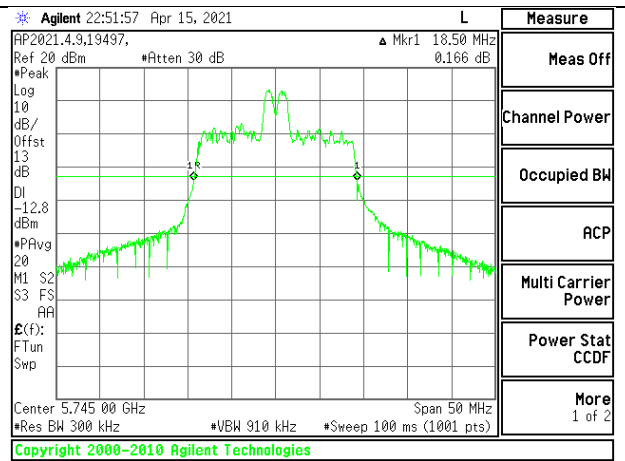
3TX Antenna 1 + Antenna 2 + Antenna 3 CDD OFDMA MODE: 26-Tones, RU Index 4

Channel	Frequency (MHz)	26 dB Bandwidth Antenna 1 (MHz)	26 dB Bandwidth Antenna 2 (MHz)	26 dB Bandwidth Antenna 3 (MHz)
Low	5745	18.40	18.50	18.45
Mid	5785	20.45	18.45	20.20
High	5825	20.30	20.20	20.25

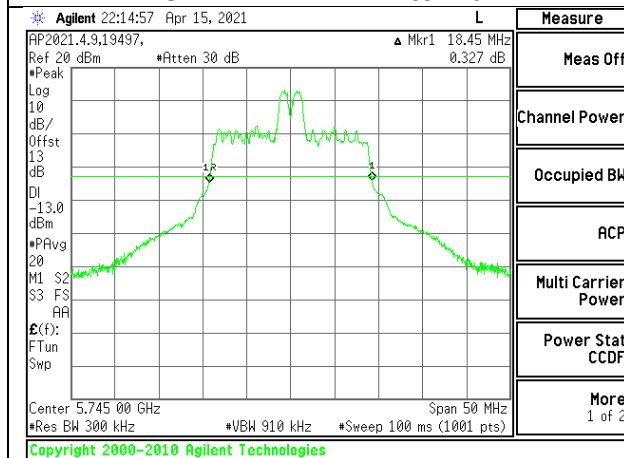
LOW



LOW CHANNEL Antenna 1

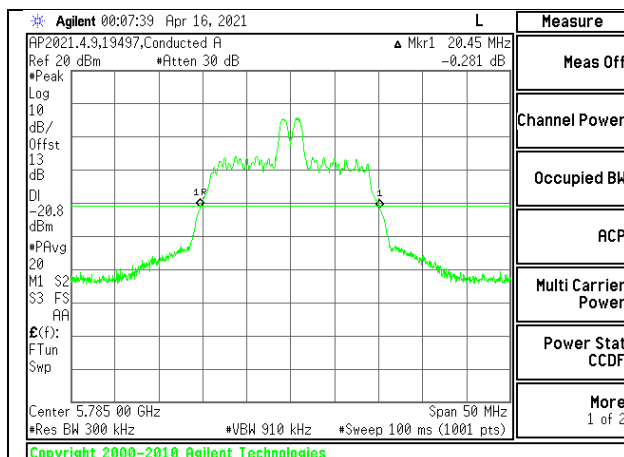


LOW CHANNEL Antenna 2

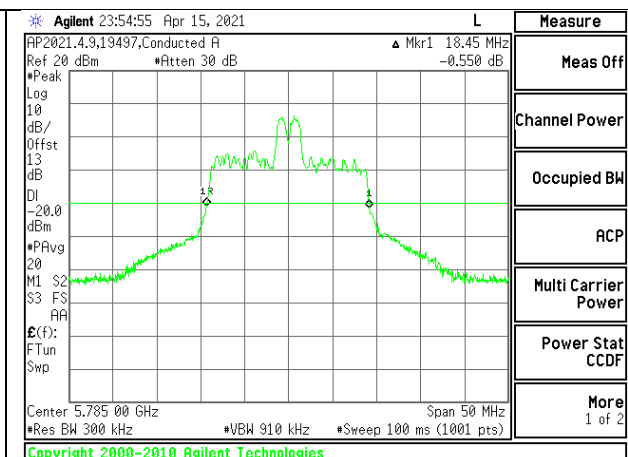


LOW CHANNEL Antenna 3

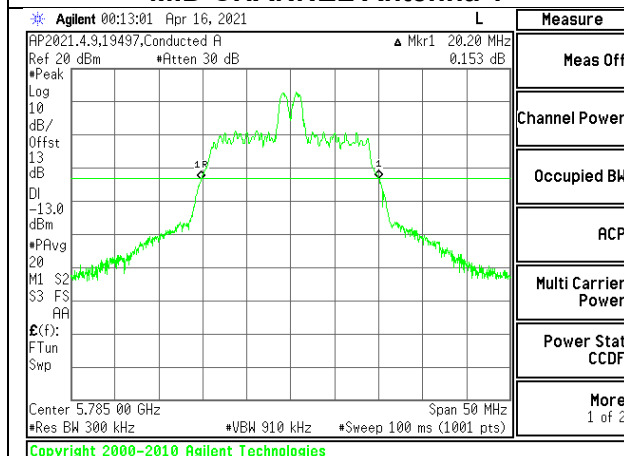
MID



MID CHANNEL Antenna 1

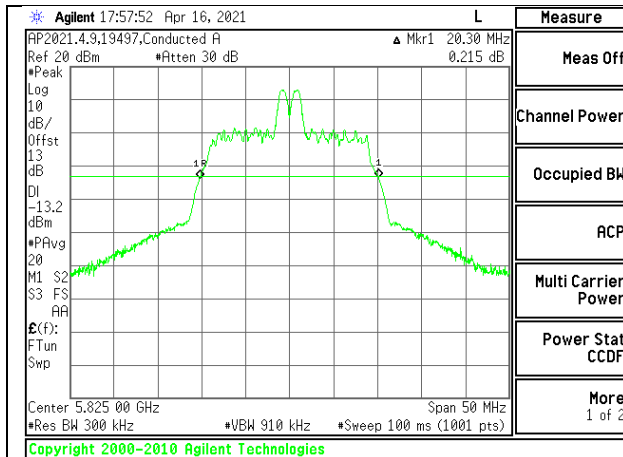


MID CHANNEL Antenna 2

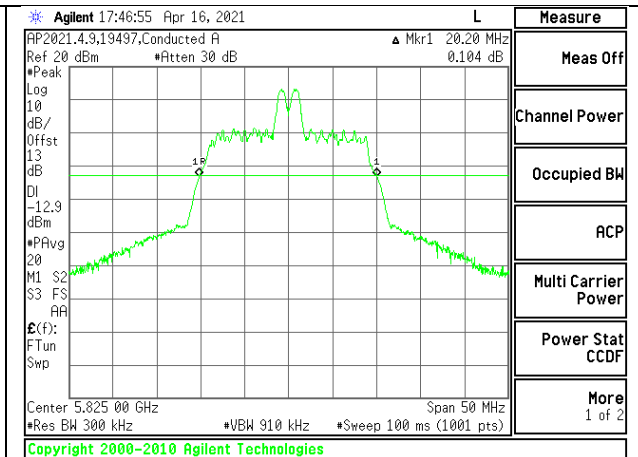


MID CHANNEL Antenna 3

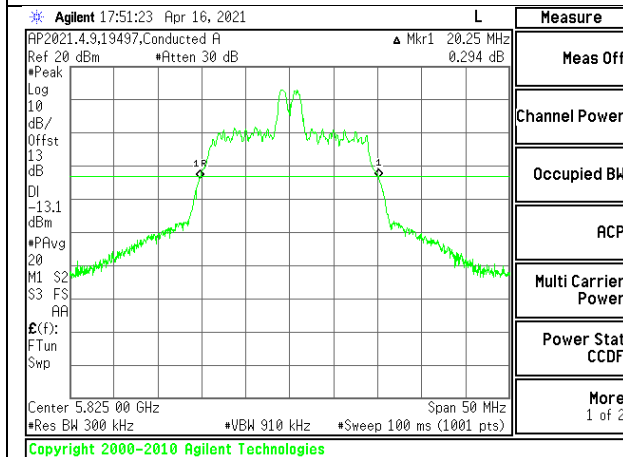
HIGH



HIGH CHANNEL Antenna 1



HIGH CHANNEL Antenna 2

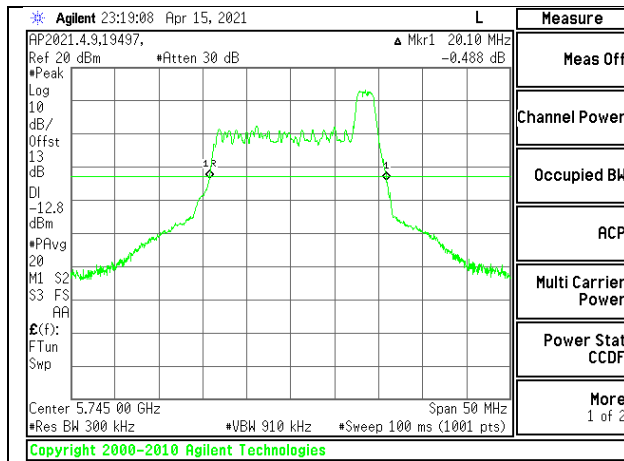


HIGH CHANNEL Antenna 3

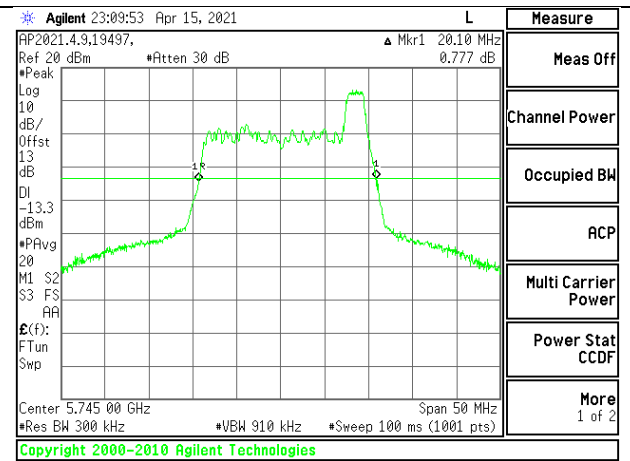
3TX Antenna 1 + Antenna 2 + Antenna 3 CDD OFDMA MODE: 26-Tones, RU Index 8

Channel	Frequency (MHz)	26 dB Bandwidth Antenna 1 (MHz)	26 dB Bandwidth Antenna 2 (MHz)	26 dB Bandwidth Antenna 3 (MHz)
Low	5745	20.10	20.10	20.05
Mid	5785	20.15	20.15	20.15
High	5825	21.15	21.15	21.25

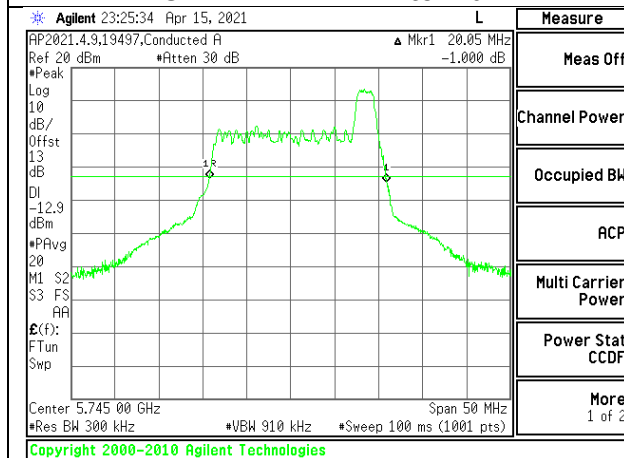
LOW



LOW CHANNEL Antenna 1

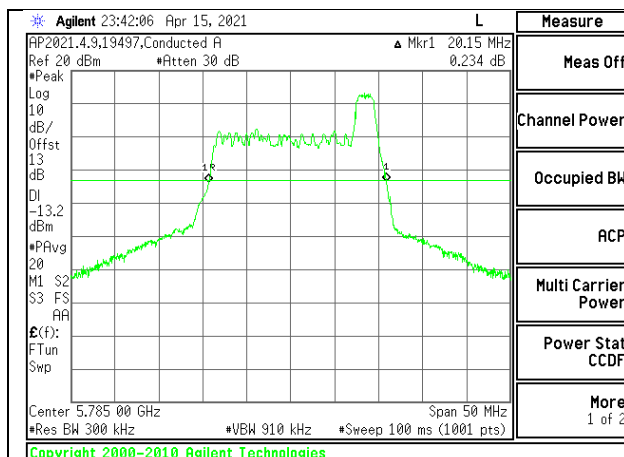


LOW CHANNEL Antenna 2

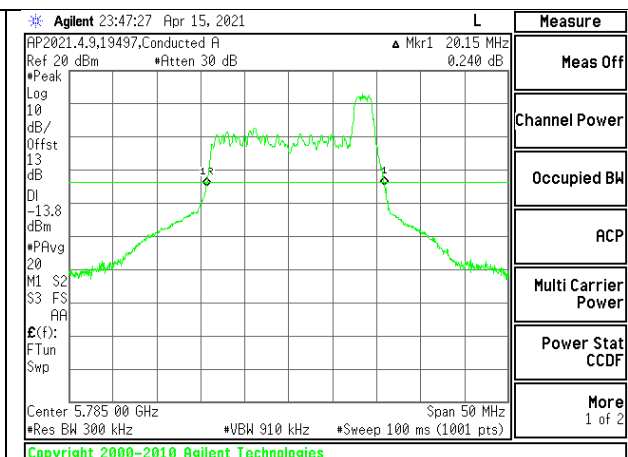


LOW CHANNEL Antenna 3

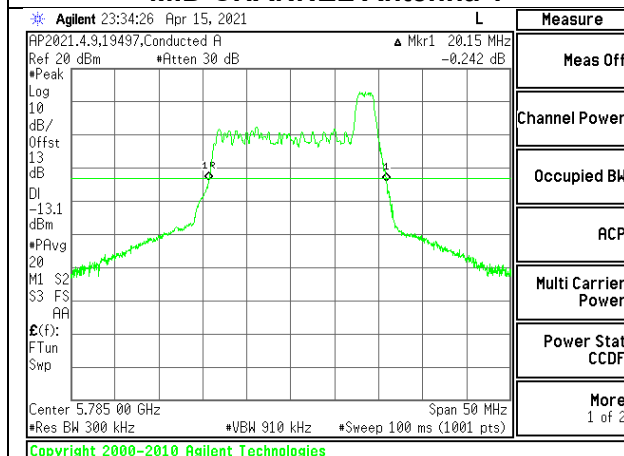
MID



MID CHANNEL Antenna 1

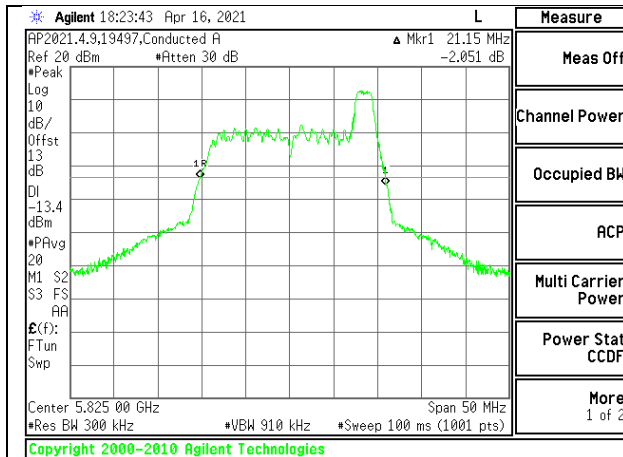


MID CHANNEL Antenna 2

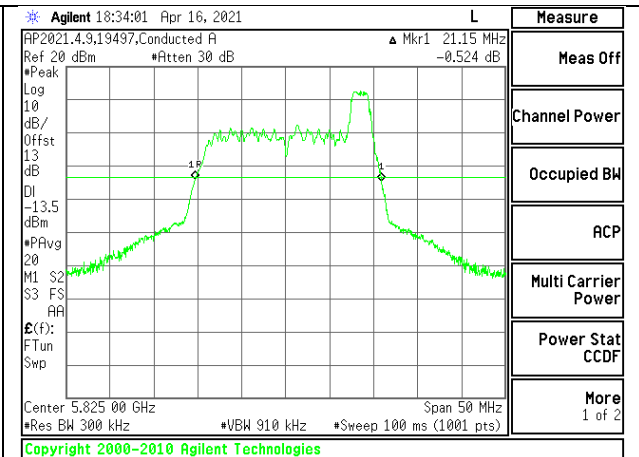


MID CHANNEL Antenna 3

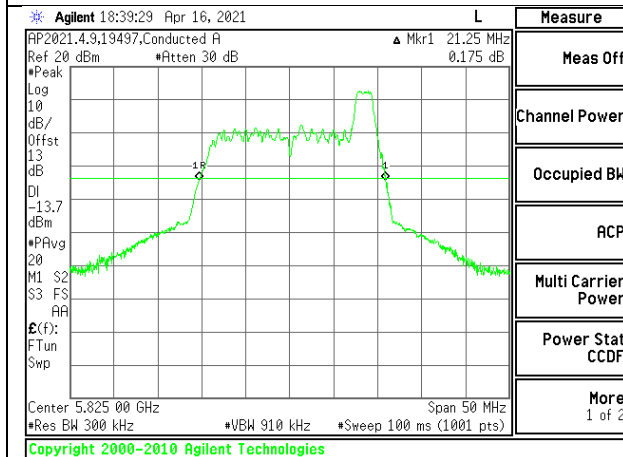
HIGH



HIGH CHANNEL Antenna 1



HIGH CHANNEL Antenna 2

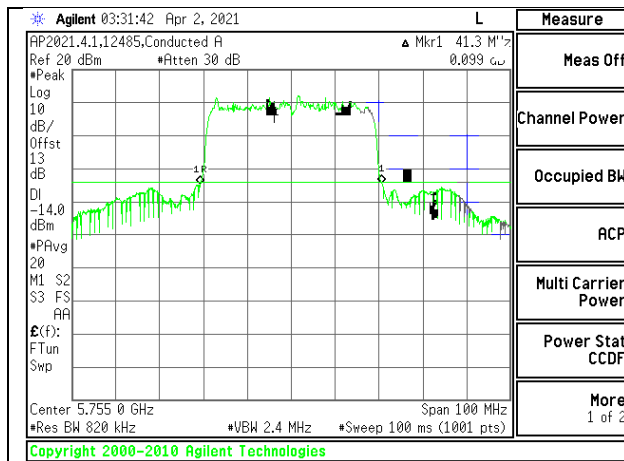


HIGH CHANNEL Antenna 3

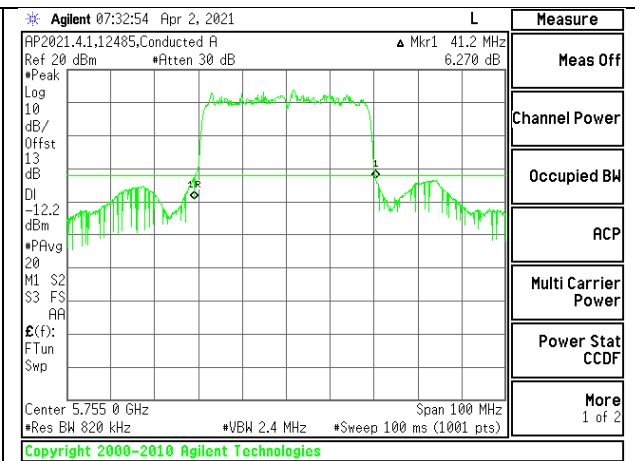
9.2.11. 802.11ax HE40 MODE 3TX IN THE 5.8GHz BAND
3TX Antenna 1 + Antenna 2 + Antenna 3 CDD OFDMA MODE: 484-Tones, RU Index 65

Channel	Frequency (MHz)	26 dB Bandwidth		
		Antenna 1 (MHz)	Antenna 2 (MHz)	Antenna 3 (MHz)
Low	5755	41.30	41.20	41.80
High	5795	42.90	41.70	42.70

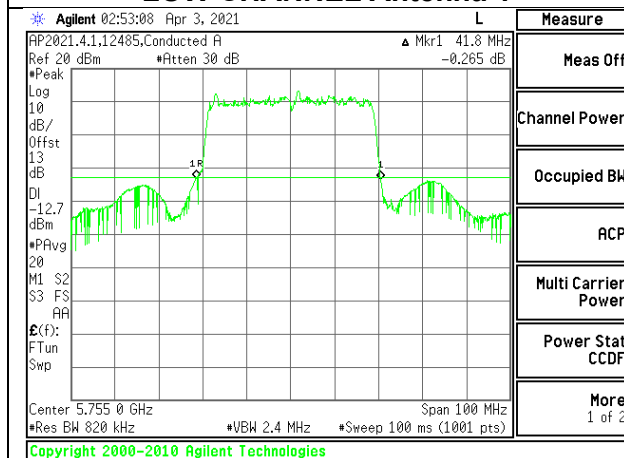
LOW



LOW CHANNEL Antenna 1

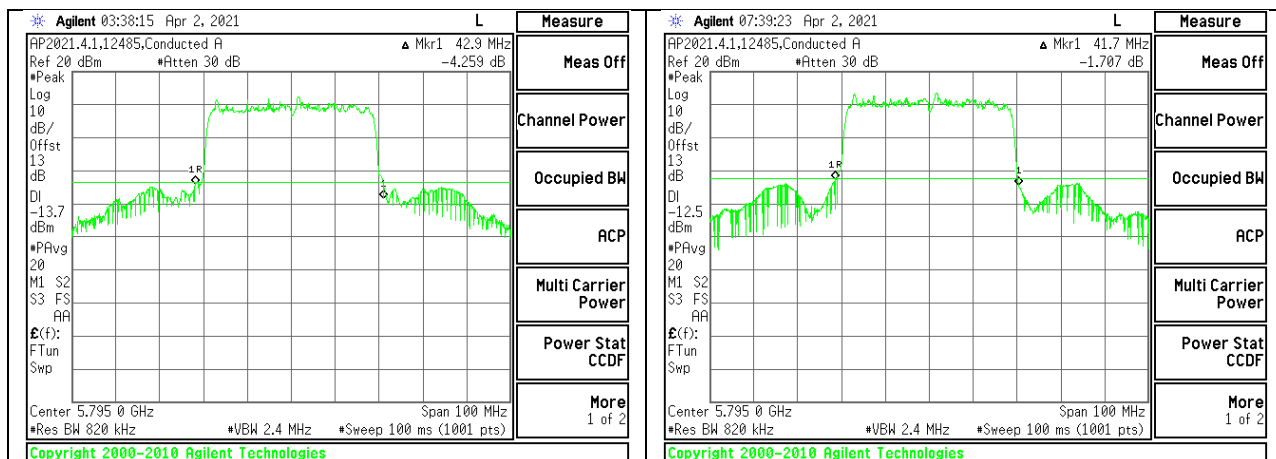


LOW CHANNEL Antenna 2



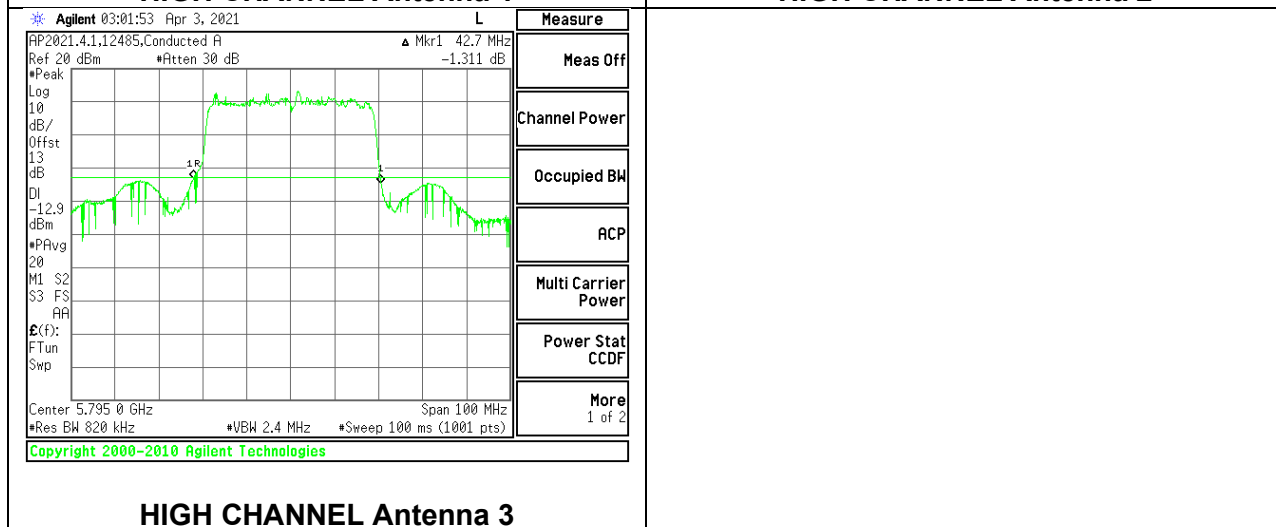
LOW CHANNEL Antenna 3

HIGH



HIGH CHANNEL Antenna 1

HIGH CHANNEL Antenna 2

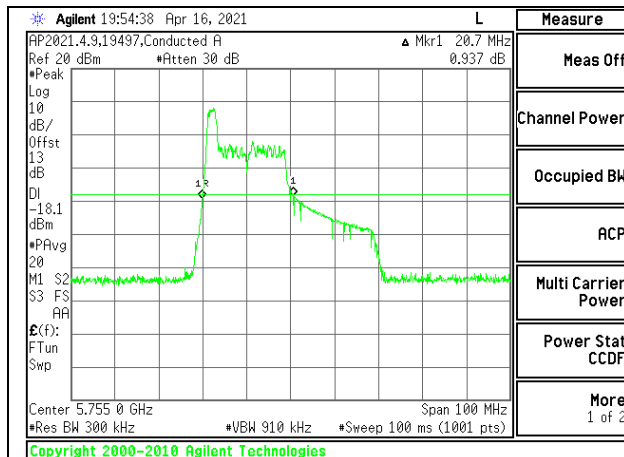


HIGH CHANNEL Antenna 3

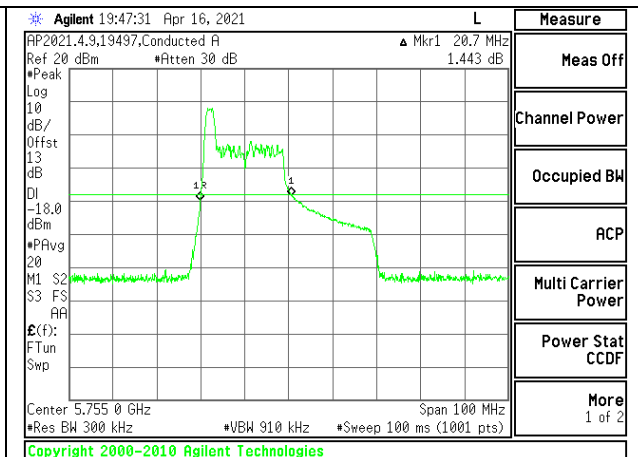
3TX Antenna 1 + Antenna 2 + Antenna 3 CDD OFDMA MODE: 26-Tones, RU Index 0

Channel	Frequency (MHz)	26 dB Bandwidth Antenna 1 (MHz)	26 dB Bandwidth Antenna 2 (MHz)	26 dB Bandwidth Antenna 3 (MHz)
Low	5755	20.70	20.70	20.50
High	5795	20.50	20.60	20.60

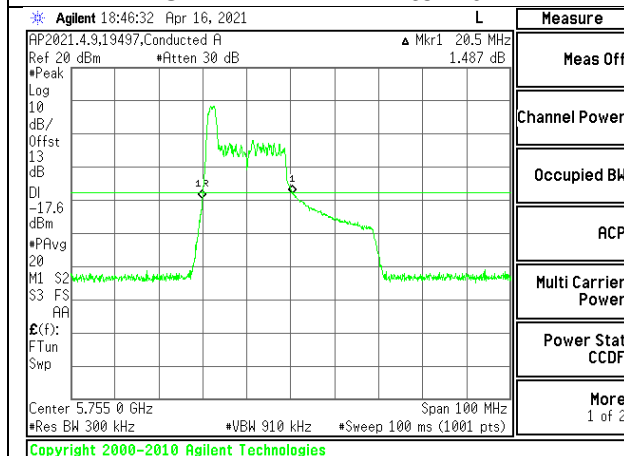
LOW



LOW CHANNEL Antenna 1

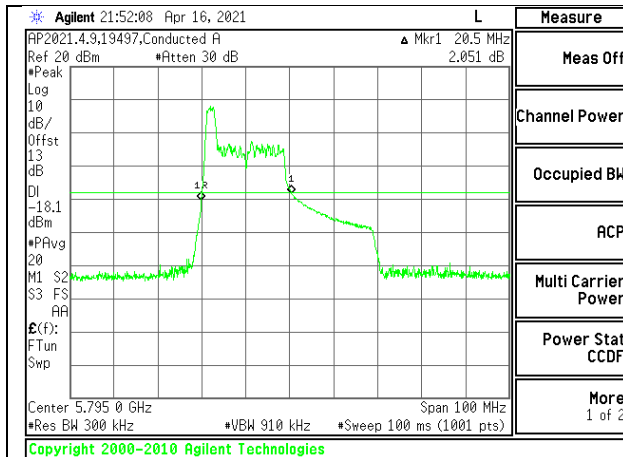


LOW CHANNEL Antenna 2

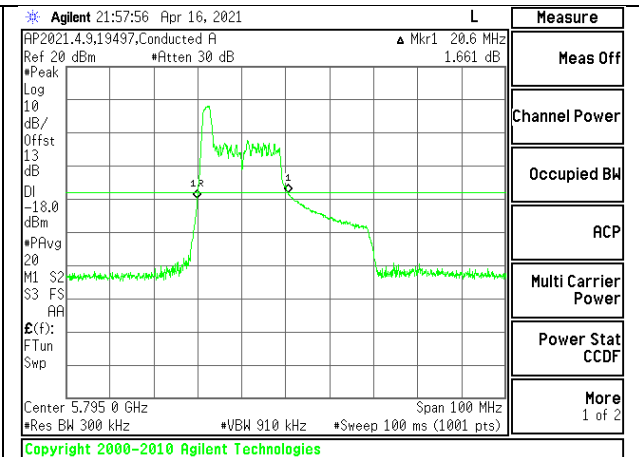


LOW CHANNEL Antenna 3

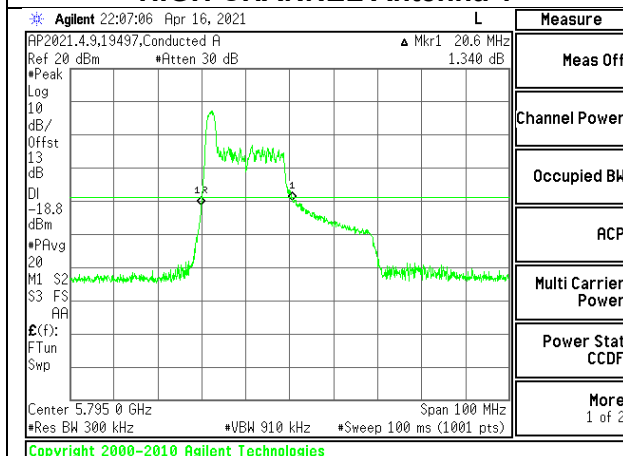
HIGH



HIGH CHANNEL Antenna 1



HIGH CHANNEL Antenna 2

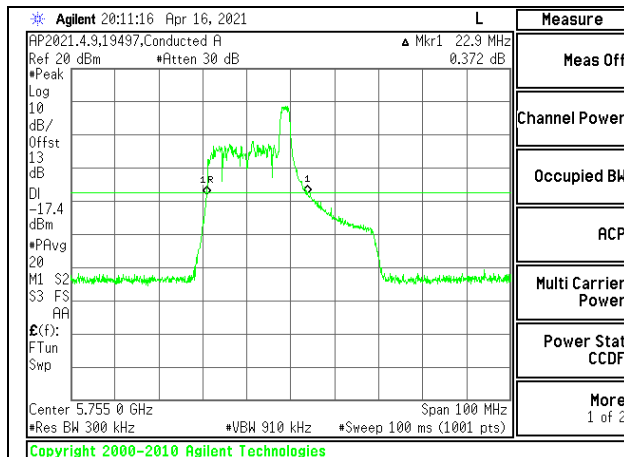


HIGH CHANNEL Antenna 3

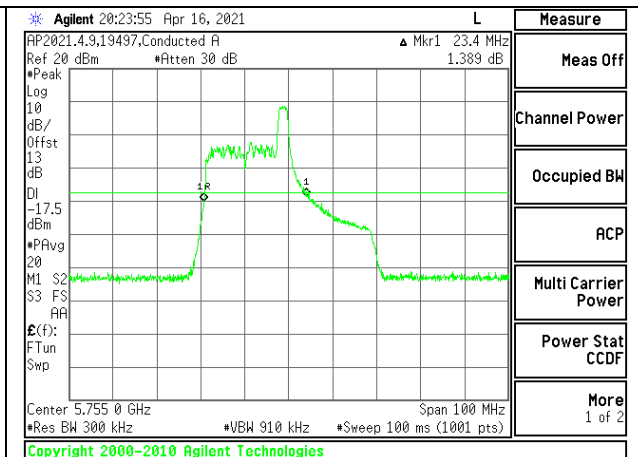
3TX Antenna 1 + Antenna 2 + Antenna 3 CDD OFDMA MODE: 26-Tones, RU Index 8

Channel	Frequency (MHz)	26 dB Bandwidth Antenna 1 (MHz)	26 dB Bandwidth Antenna 2 (MHz)	26 dB Bandwidth Antenna 3 (MHz)
Low	5755	22.90	23.40	22.80
High	5795	23.20	23.00	23.90

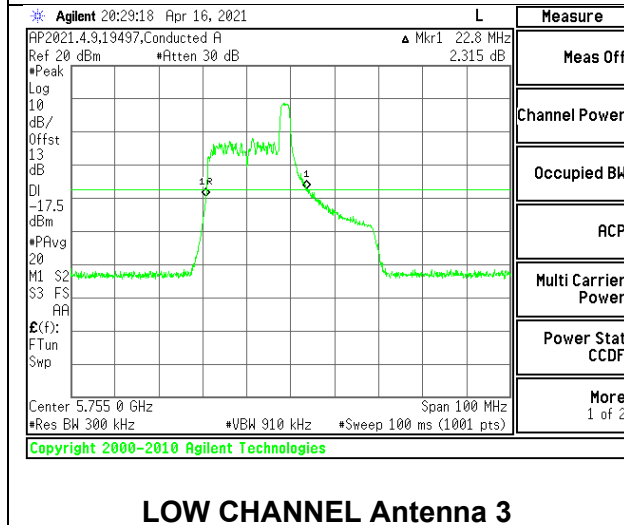
LOW



LOW CHANNEL Antenna 1

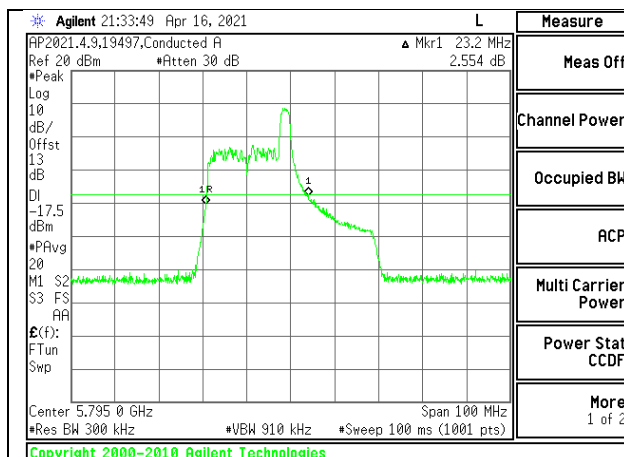


LOW CHANNEL Antenna 2

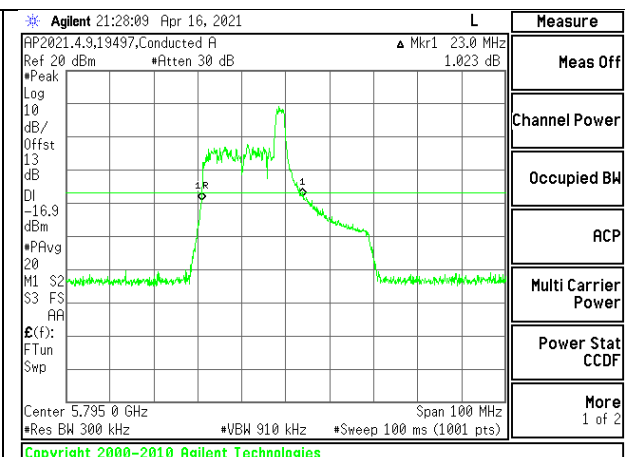


LOW CHANNEL Antenna 3

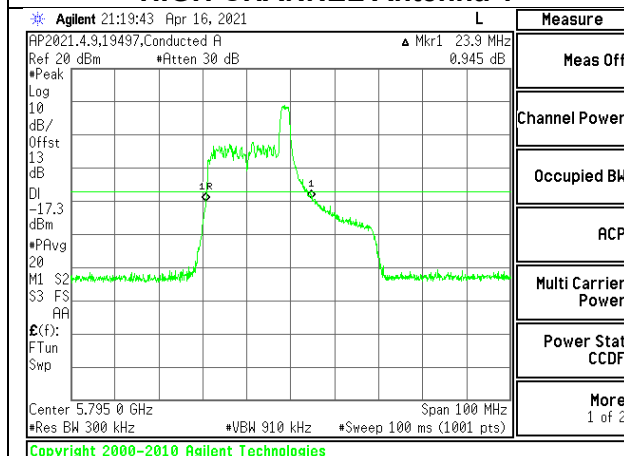
HIGH



HIGH CHANNEL Antenna 1



HIGH CHANNEL Antenna 2

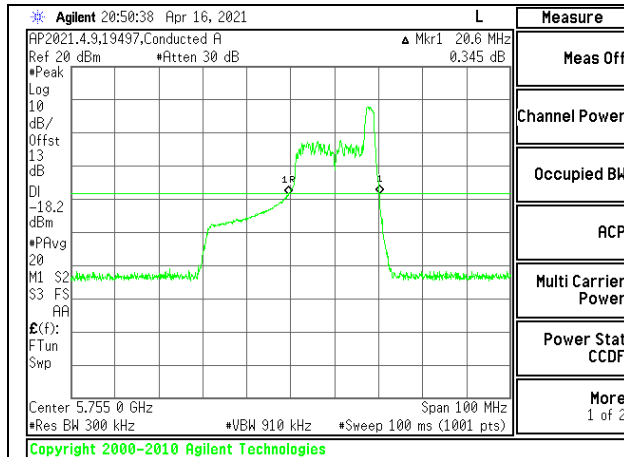


HIGH CHANNEL Antenna 3

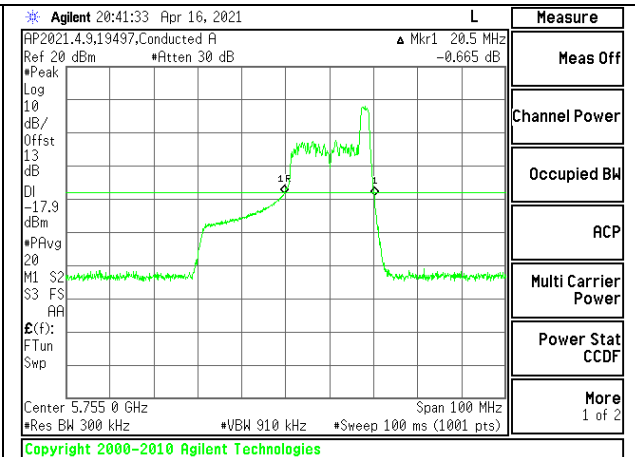
3TX Antenna 1 + Antenna 2 + Antenna 3 CDD OFDMA MODE: 26-Tones, RU Index 17

Channel	Frequency (MHz)	26 dB Bandwidth Antenna 1 (MHz)	26 dB Bandwidth Antenna 2 (MHz)	26 dB Bandwidth Antenna 3 (MHz)
Low	5755	20.60	20.50	20.60
High	5795	20.40	20.40	20.50

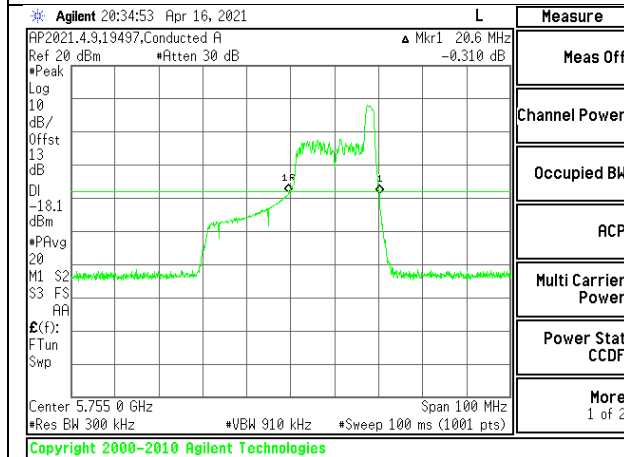
LOW



LOW CHANNEL Antenna 1

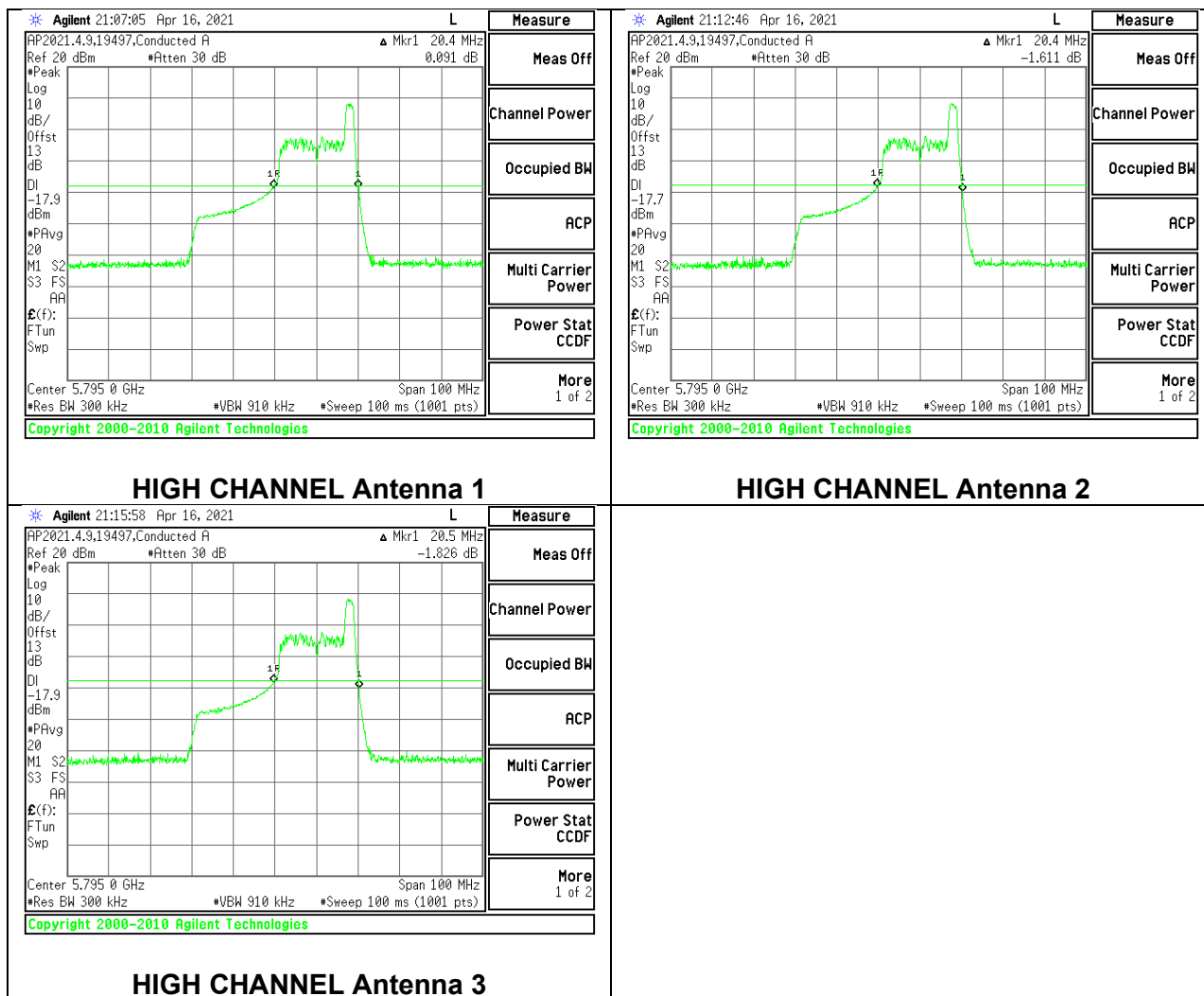


LOW CHANNEL Antenna 2



LOW CHANNEL Antenna 3

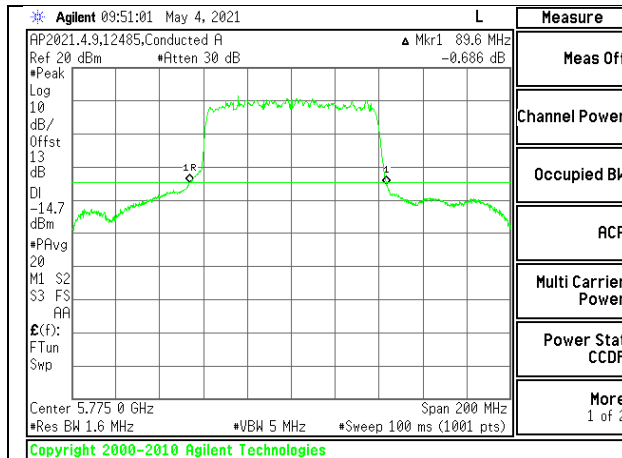
HIGH



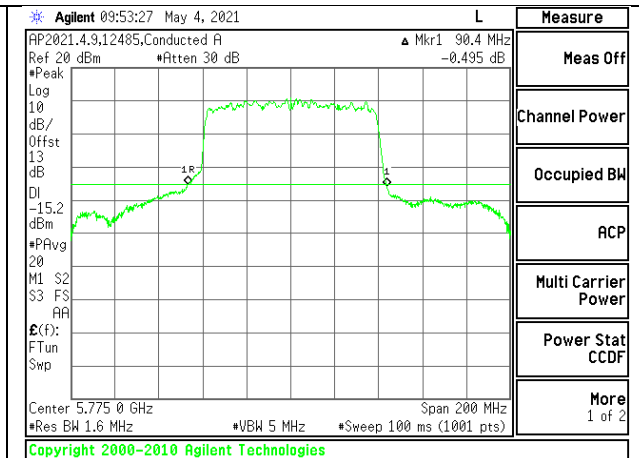
9.2.12. 802.11ax HE80 MODE 3TX IN THE 5.8GHz BAND
3TX Antenna 1 + Antenna 2 + Antenna 3 CDD OFDMA MODE: 996-Tones, RU Index 67

Channel	Frequency (MHz)	26 dB Bandwidth Antenna 1 (MHz)	26 dB Bandwidth Antenna 2 (MHz)	26 dB Bandwidth Antenna 3 (MHz)
Mid	5775	89.60	90.40	91.20

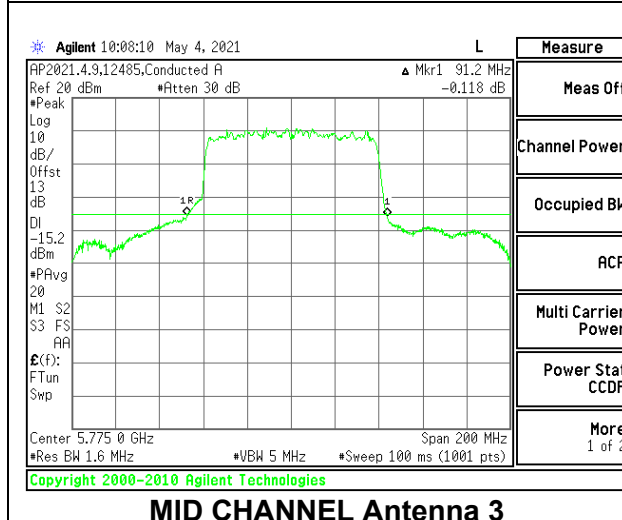
MID



MID CHANNEL Antenna 1



MID CHANNEL Antenna 2

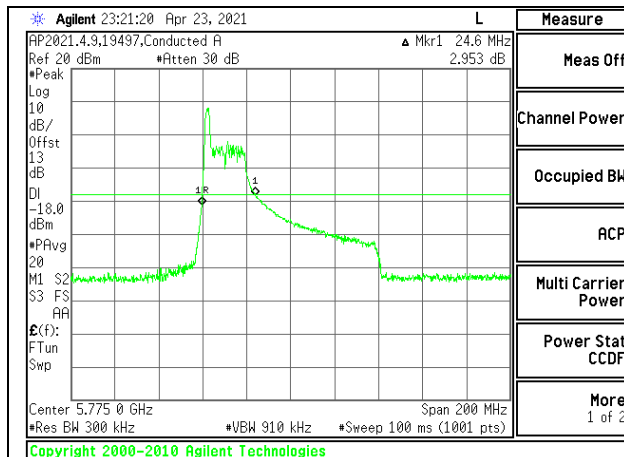


MID CHANNEL Antenna 3

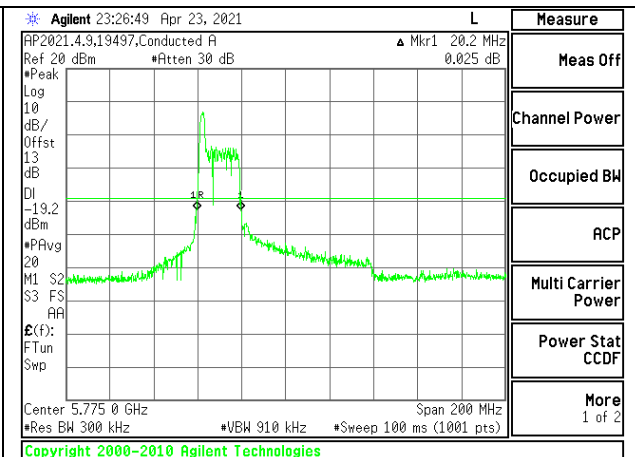
3TX Antenna 1 + Antenna 2 + Antenna 3 CDD OFDMA MODE: 26-Tones, RU Index 0

Channel	Frequency (MHz)	26 dB Bandwidth Antenna 1 (MHz)	26 dB Bandwidth Antenna 2 (MHz)	26 dB Bandwidth Antenna 3 (MHz)
Mid	5775	24.60	20.20	20.00

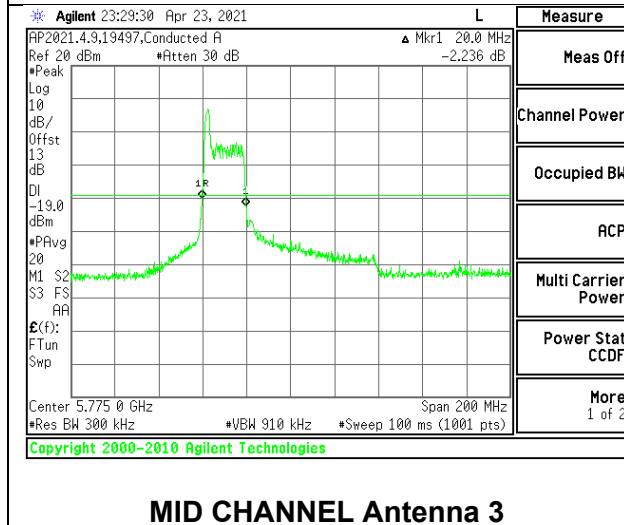
MID



MID CHANNEL Antenna 1



MID CHANNEL Antenna 2

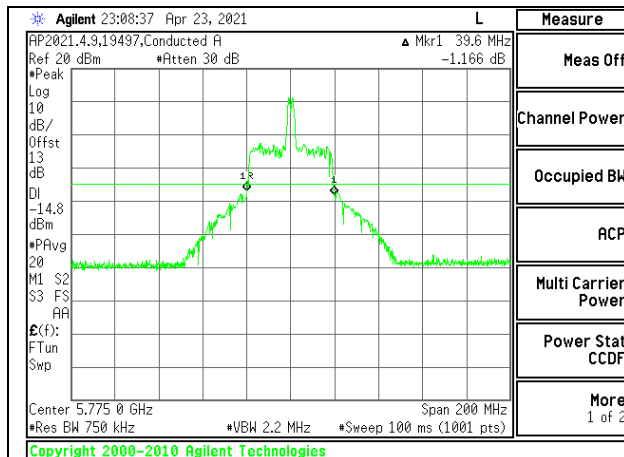


MID CHANNEL Antenna 3

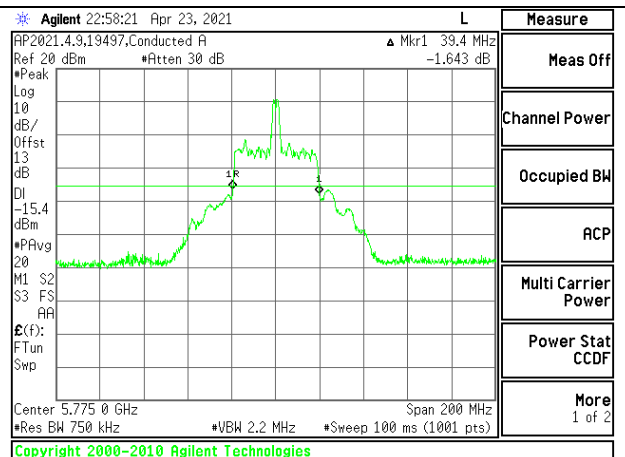
3TX Antenna 1 + Antenna 2 + Antenna 3 CDD OFDMA MODE: 26-Tones, RU Index 18

Channel	Frequency (MHz)	26 dB Bandwidth Antenna 1 (MHz)	26 dB Bandwidth Antenna 2 (MHz)	26 dB Bandwidth Antenna 3 (MHz)
Mid	5775	39.60	39.40	39.40

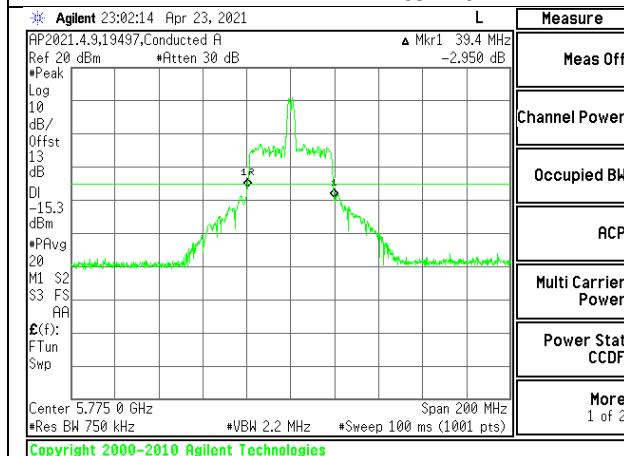
MID



MID CHANNEL Antenna 1



MID CHANNEL Antenna 2

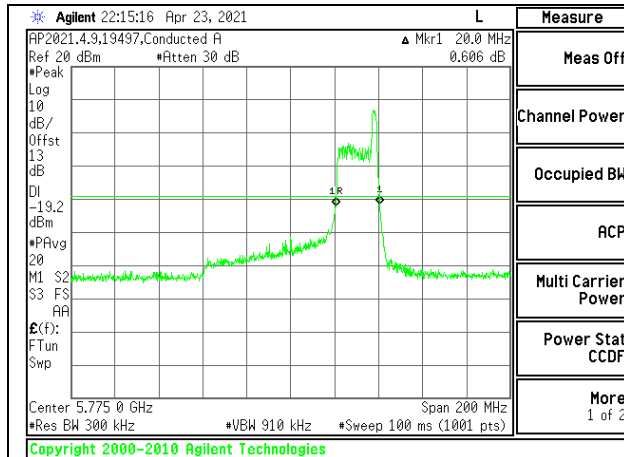


MID CHANNEL Antenna 3

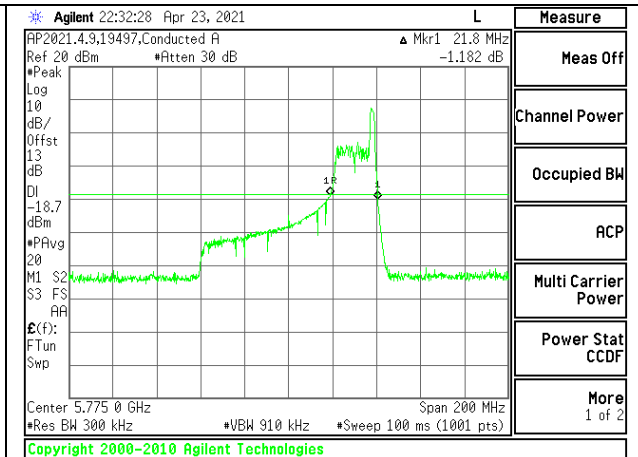
3TX Antenna 1 + Antenna 2 + Antenna 3 CDD OFDMA MODE: 26-Tones, RU Index 36

Channel	Frequency (MHz)	26 dB Bandwidth Antenna 1 (MHz)	26 dB Bandwidth Antenna 2 (MHz)	26 dB Bandwidth Antenna 3 (MHz)
Mid	5775	20.00	21.80	19.60

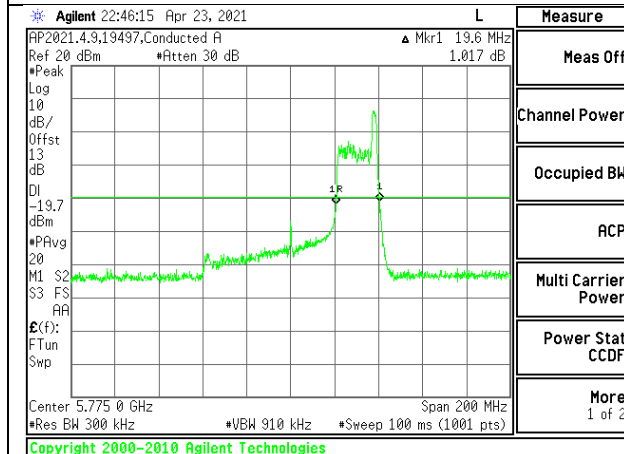
MID



MID CHANNEL Antenna 1



MID CHANNEL Antenna 2



MID CHANNEL Antenna 3

9.3. 6 dB BANDWIDTH

LIMITS

FCC §15.407 (e)

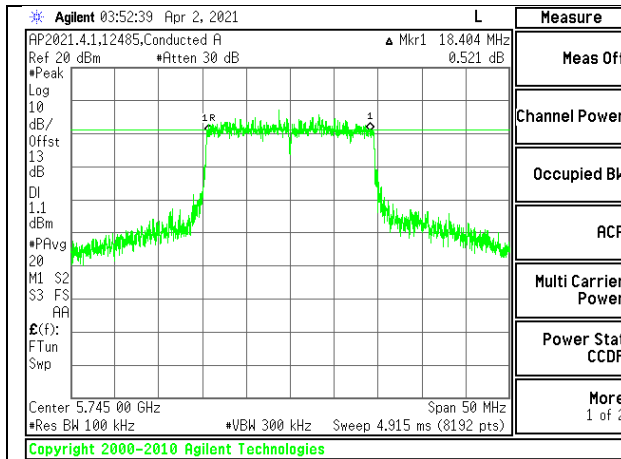
The minimum 6 dB bandwidth shall be at least 500 kHz.

RESULTS

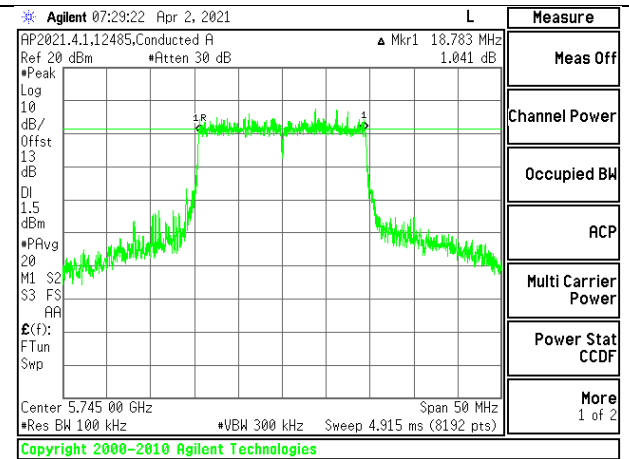
9.3.1. 802.11ax HE20 MODE 3TX IN THE 5.8GHZ BAND
3TX Antenna 1 + Antenna 2 + Antenna 3 CDD OFDMA MODE: 242-Tones, RU Index 61

Channel	Frequency (MHz)	6 dB BW Antenna 1 (MHz)	6 dB BW Antenna 2 (MHz)	6 dB BW Antenna 3 (MHz)	Minimum Limit (MHz)
Low	5745	18.404	18.783	18.612	0.5
Mid	5785	18.771	18.575	19.033	0.5
High	5825	18.844	18.642	19.027	0.5

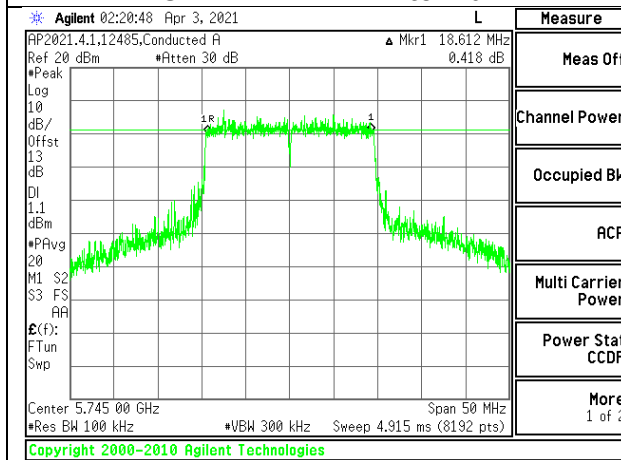
LOW



LOW CHANNEL Antenna 1

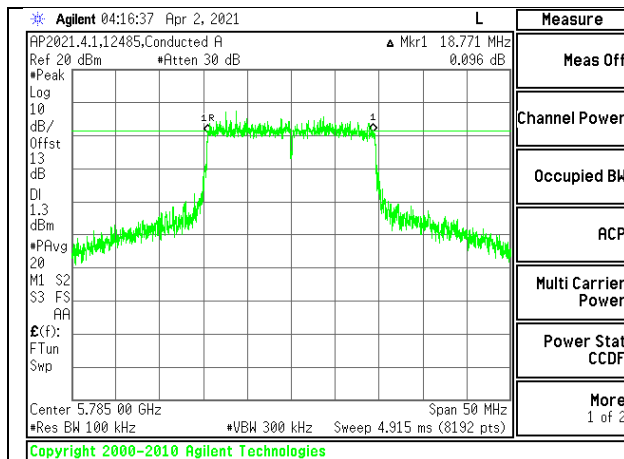


LOW CHANNEL Antenna 2

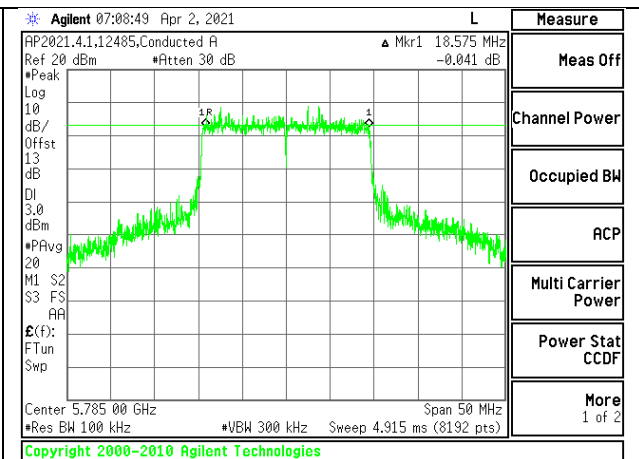


LOW CHANNEL Antenna 3

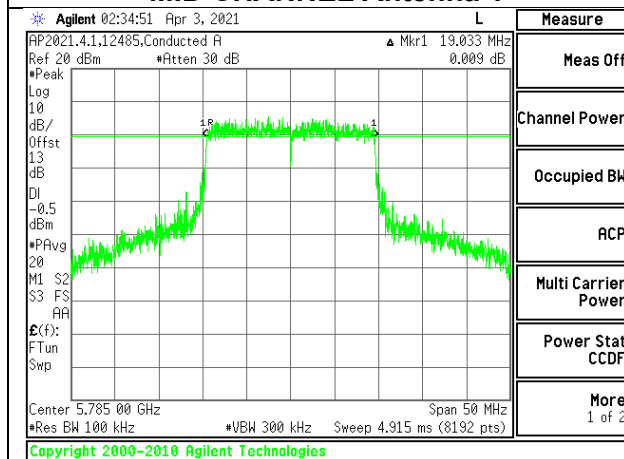
MID



MID CHANNEL Antenna 1

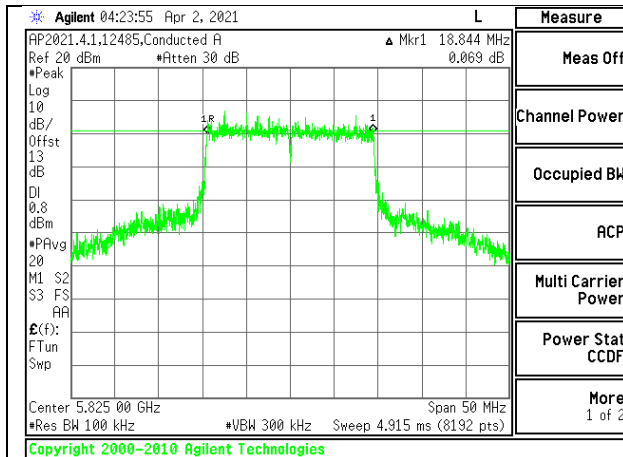


MID CHANNEL Antenna 2

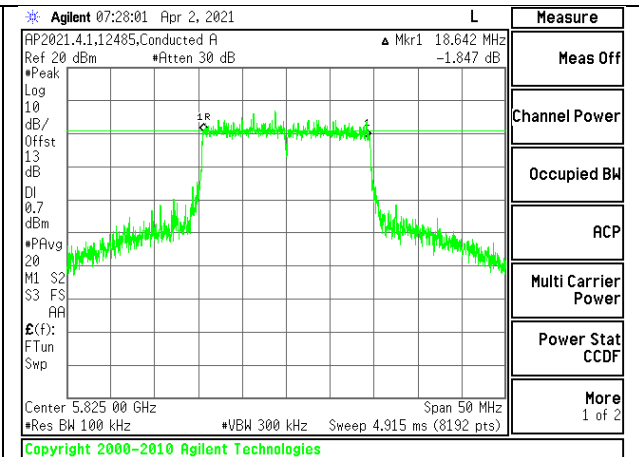


MID CHANNEL Antenna 3

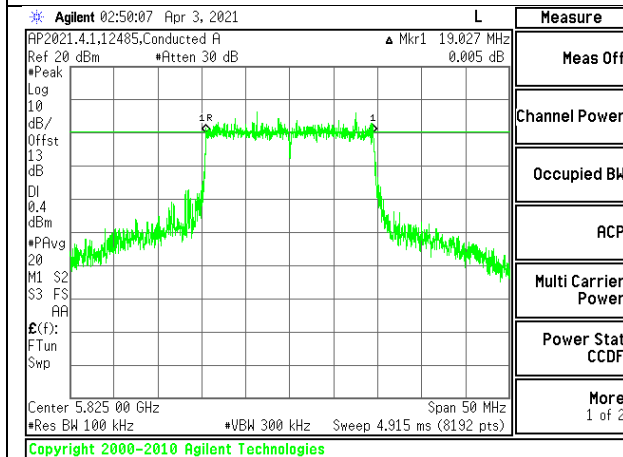
HIGH



HIGH CHANNEL Antenna 1



HIGH CHANNEL Antenna 2

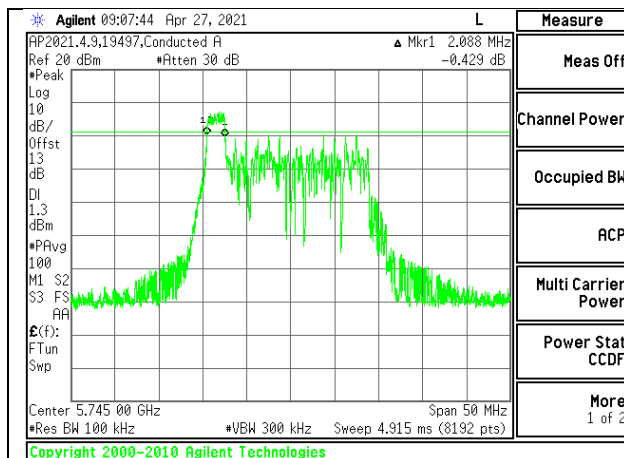


HIGH CHANNEL Antenna 3

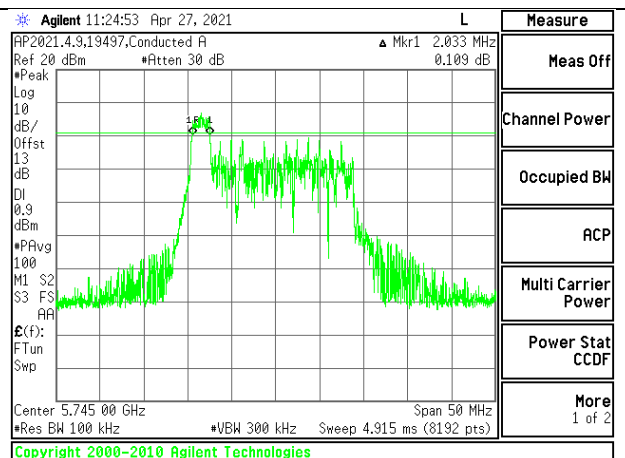
3TX Antenna 1 + Antenna 2 + Antenna 3 CDD OFDMA MODE: 26-Tones, RU Index 0

Channel	Frequency (MHz)	6 dB BW Antenna 1 (MHz)	6 dB BW Antenna 2 (MHz)	6 dB BW Antenna 3 (MHz)	Minimum Limit (MHz)
Low	5745	2.088	2.033	2.094	0.5
Mid	5785	2.051	2.069	2.106	0.5
High	5825	2.014	2.094	2.069	0.5

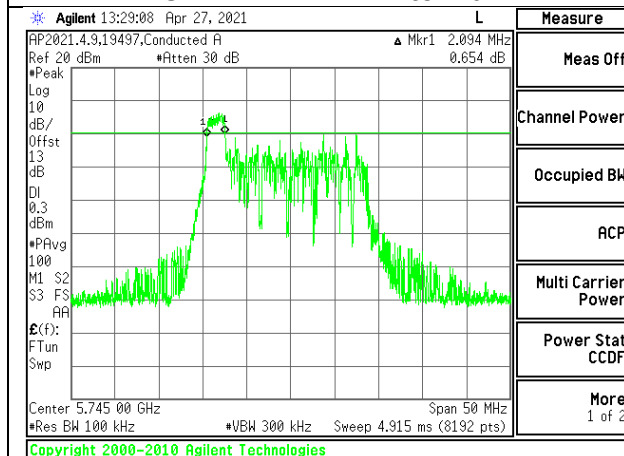
LOW



LOW CHANNEL Antenna 1

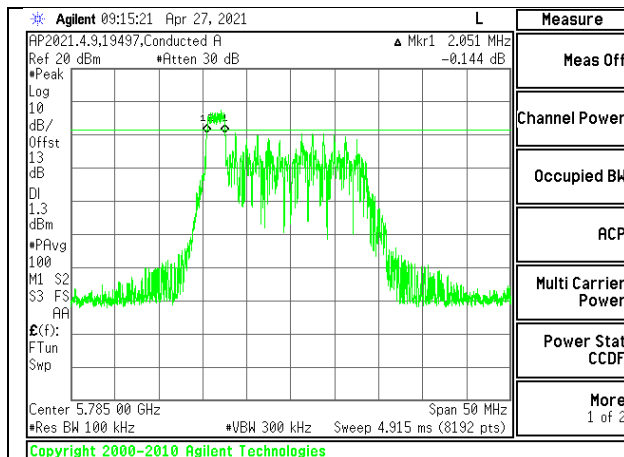


LOW CHANNEL Antenna 2

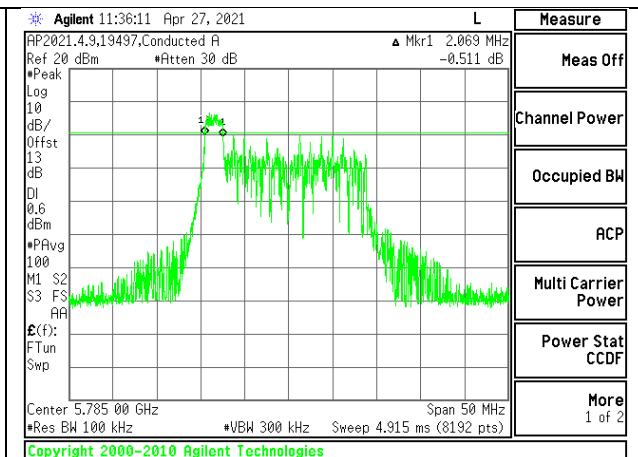


LOW CHANNEL Antenna 3

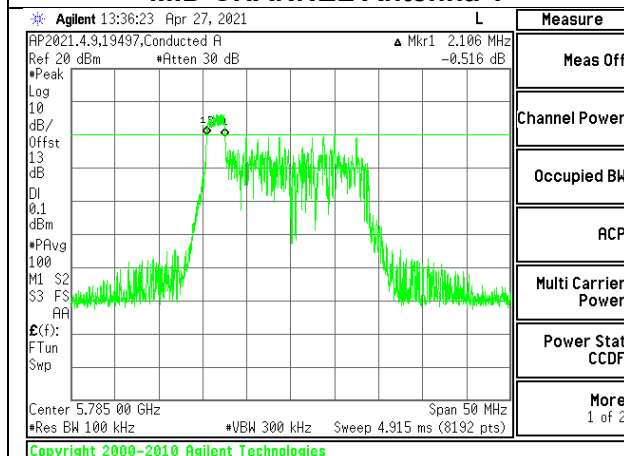
MID



MID CHANNEL Antenna 1

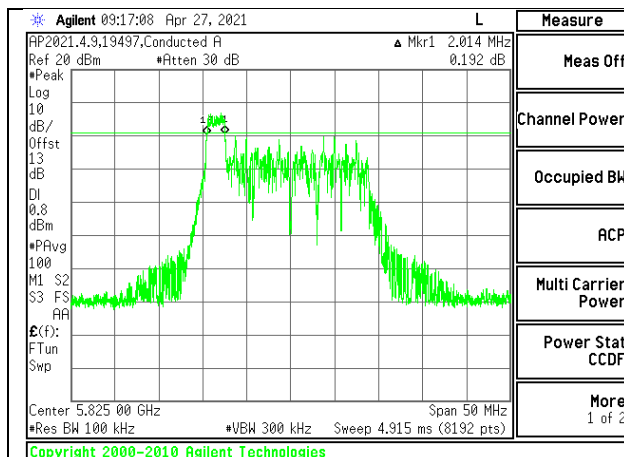


MID CHANNEL Antenna 2

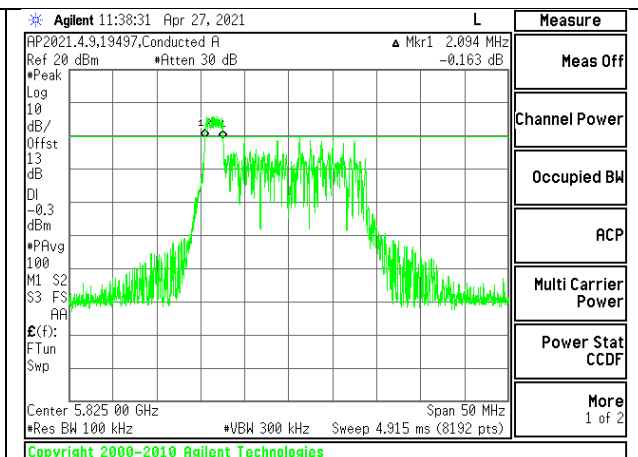


MID CHANNEL Antenna 3

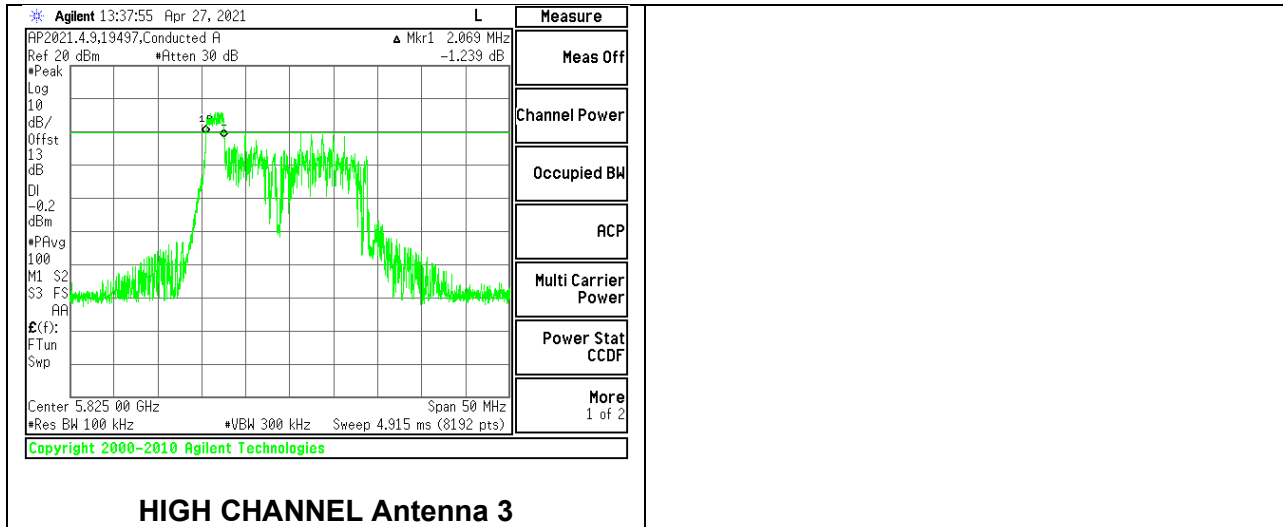
HIGH



HIGH CHANNEL Antenna 1



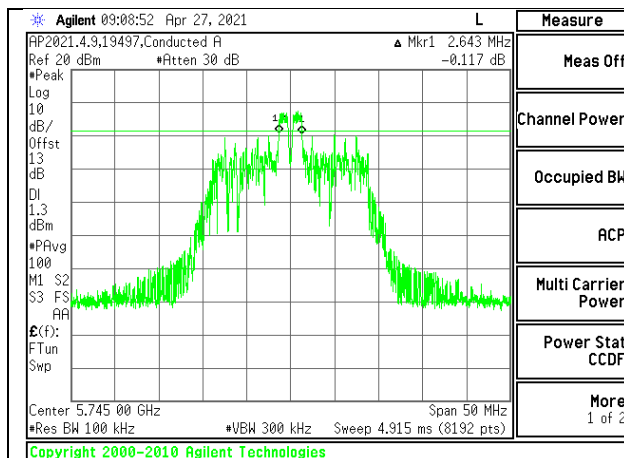
HIGH CHANNEL Antenna 2



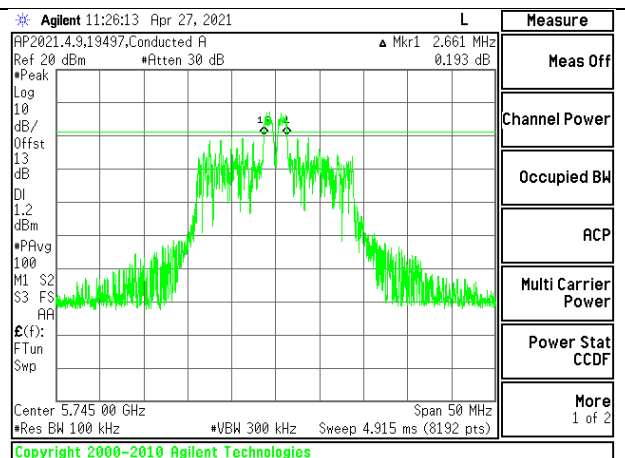
3TX Antenna 1 + Antenna 2 + Antenna 3 CDD OFDMA MODE: 26-Tones, RU Index 4

Channel	Frequency (MHz)	6 dB BW Antenna 1 (MHz)	6 dB BW Antenna 2 (MHz)	6 dB BW Antenna 3 (MHz)	Minimum Limit (MHz)
Low	5745	2.643	2.661	2.643	0.5
Mid	5785	2.643	2.613	2.625	0.5
High	5825	2.619	2.649	2.649	0.5

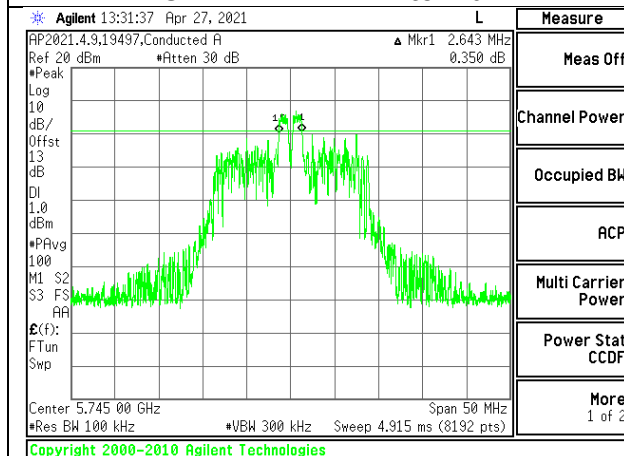
LOW



LOW CHANNEL Antenna 1

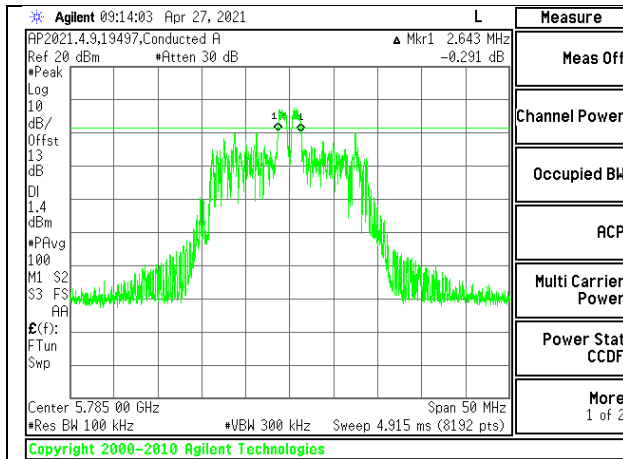


LOW CHANNEL Antenna 2

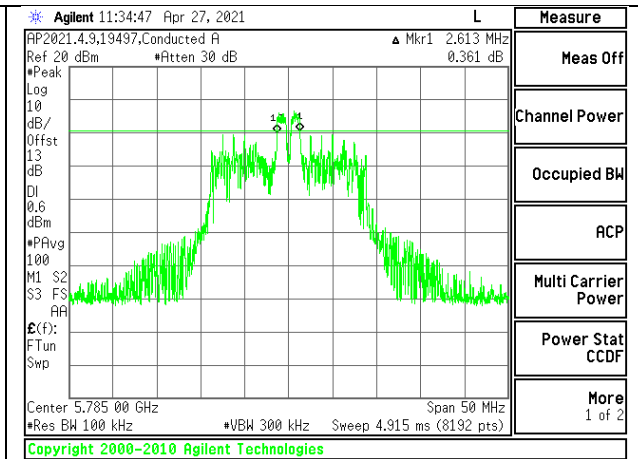


LOW CHANNEL Antenna 3

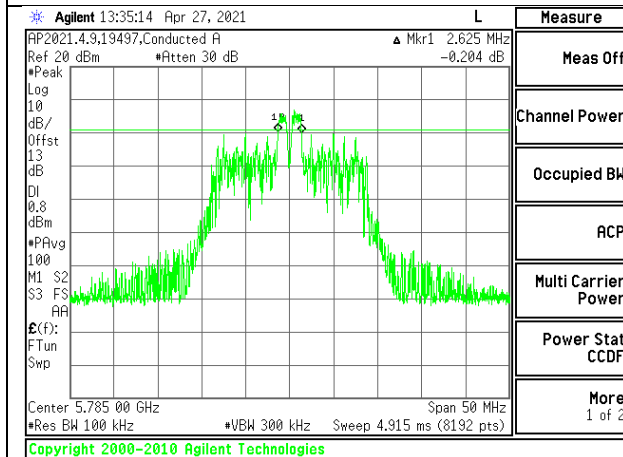
MID



MID CHANNEL Antenna 1

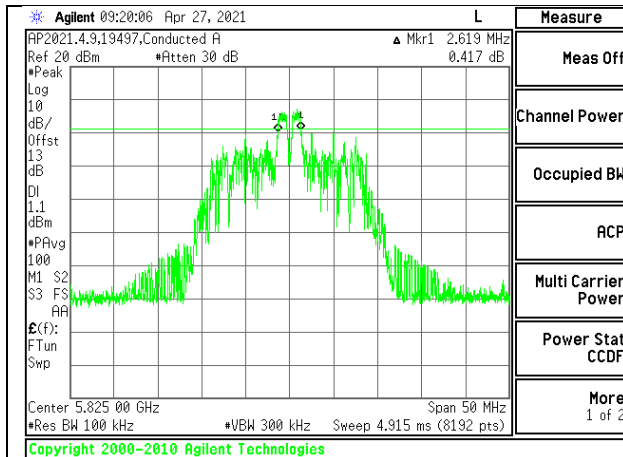


MID CHANNEL Antenna 2

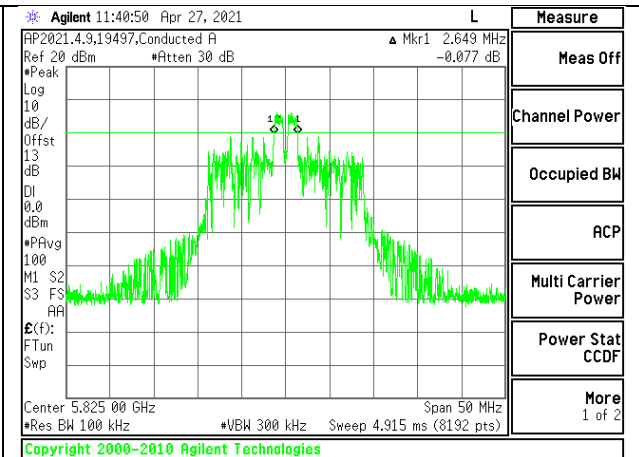


MID CHANNEL Antenna 3

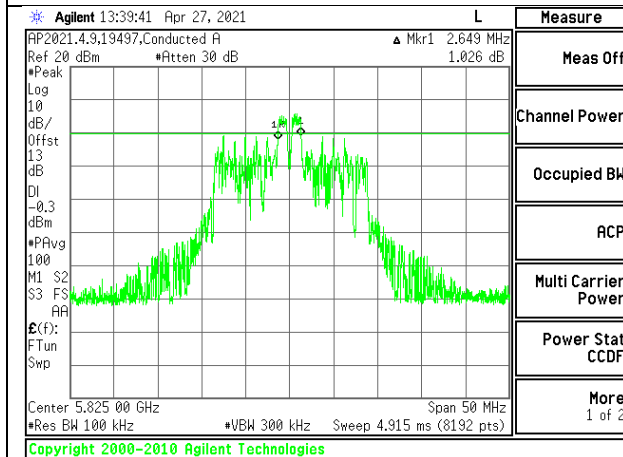
HIGH



HIGH CHANNEL Antenna 1



HIGH CHANNEL Antenna 2

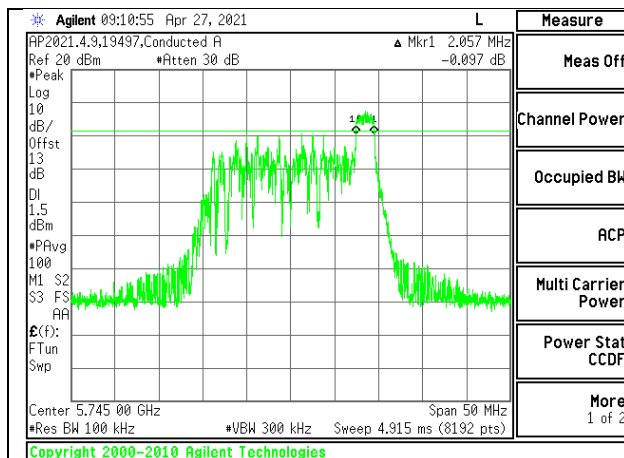


HIGH CHANNEL Antenna 3

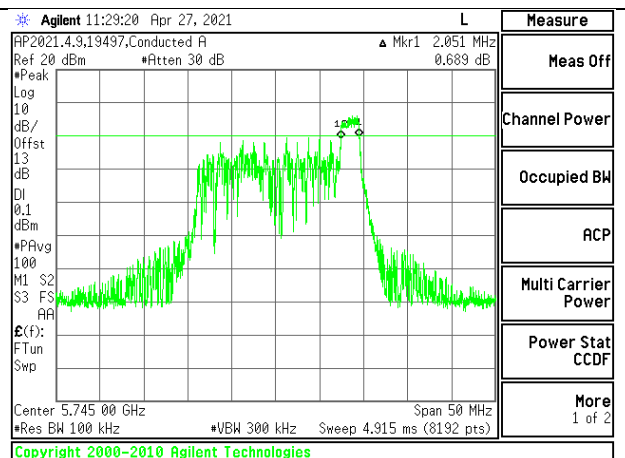
3TX Antenna 1 + Antenna 2 + Antenna 3 CDD OFDMA MODE: 26-Tones, RU Index 8

Channel	Frequency (MHz)	6 dB BW Antenna 1 (MHz)	6 dB BW Antenna 2 (MHz)	6 dB BW Antenna 3 (MHz)	Minimum Limit (MHz)
Low	5745	2.057	2.051	2.063	0.5
Mid	5785	2.021	2.008	2.021	0.5
High	5825	2.051	2.045	2.045	0.5

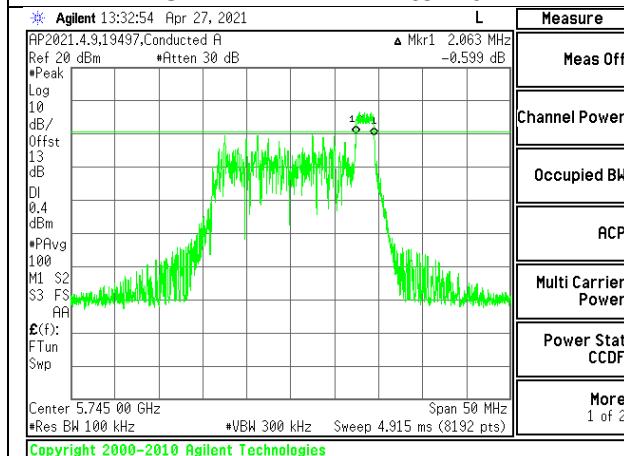
LOW



LOW CHANNEL Antenna 1

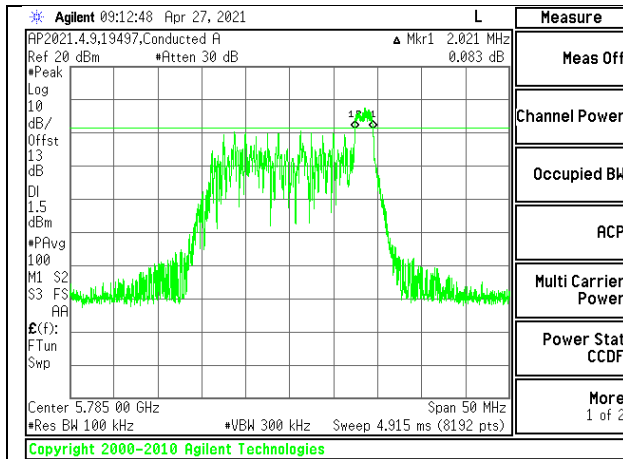


LOW CHANNEL Antenna 2

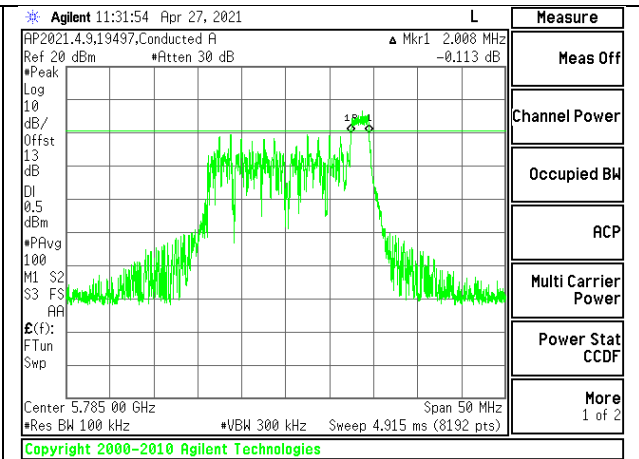


LOW CHANNEL Antenna 3

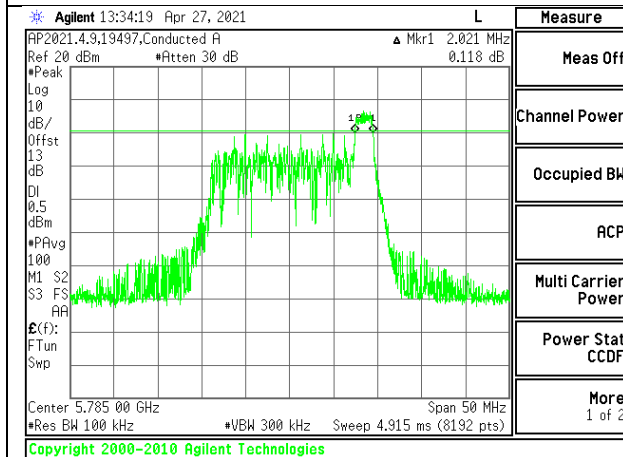
MID



MID CHANNEL Antenna 1

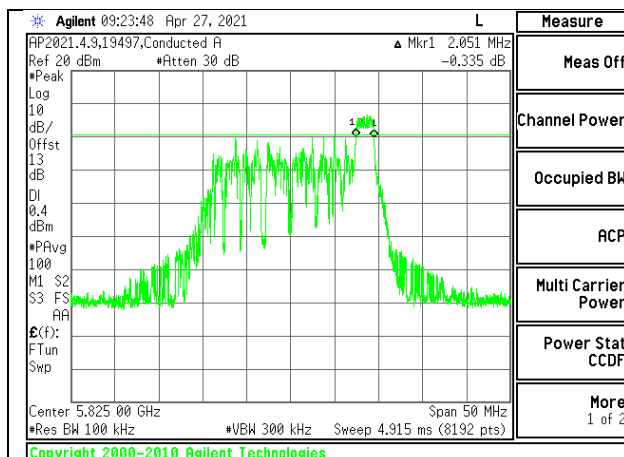


MID CHANNEL Antenna 2

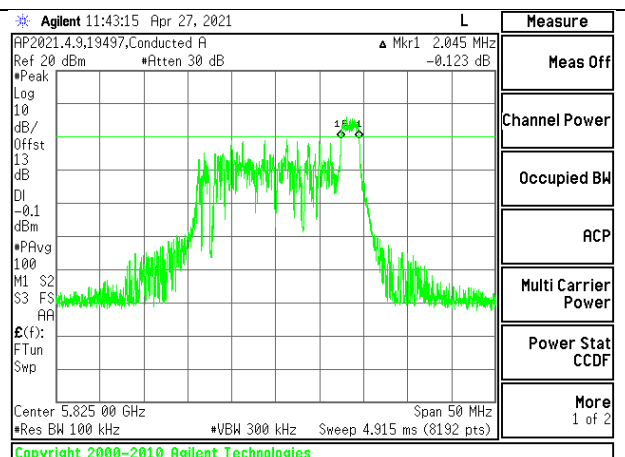


MID CHANNEL Antenna 3

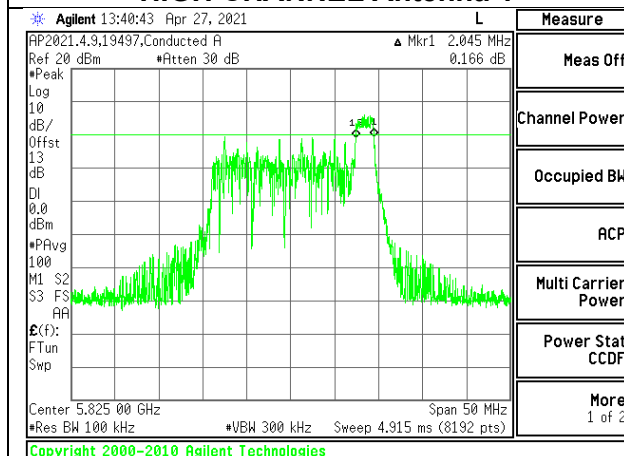
HIGH



HIGH CHANNEL Antenna 1



HIGH CHANNEL Antenna 2

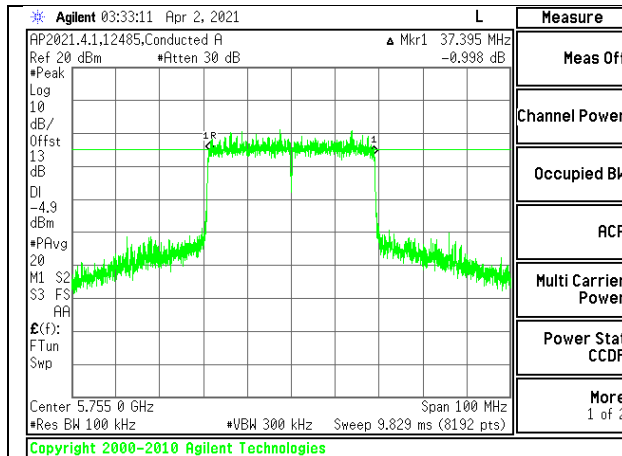


HIGH CHANNEL Antenna 3

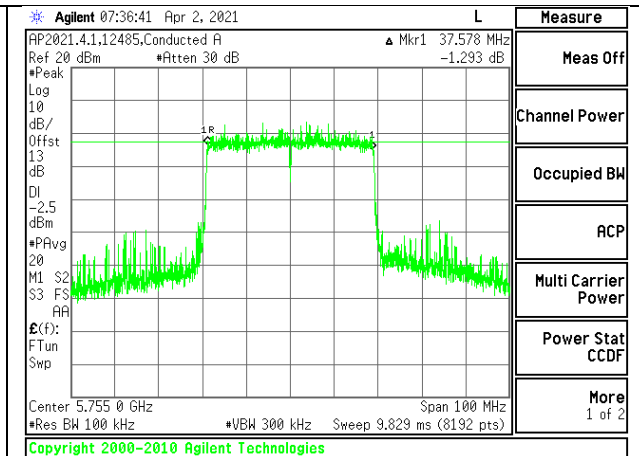
9.3.2. 802.11ax HE40 MODE 3TX IN THE 5.8GHz BAND
3TX Antenna 1 + Antenna 2 + Antenna 3 CDD OFDMA MODE: 484-Tones, RU Index 65

Channel	Frequency (MHz)	6 dB BW Antenna 1 (MHz)	6 dB BW Antenna 2 (MHz)	6 dB BW Antenna 3 (MHz)	Minimum Limit (MHz)
Low	5755	37.395	37.578	37.065	0.5
High	5795	37.590	36.406	36.479	0.5

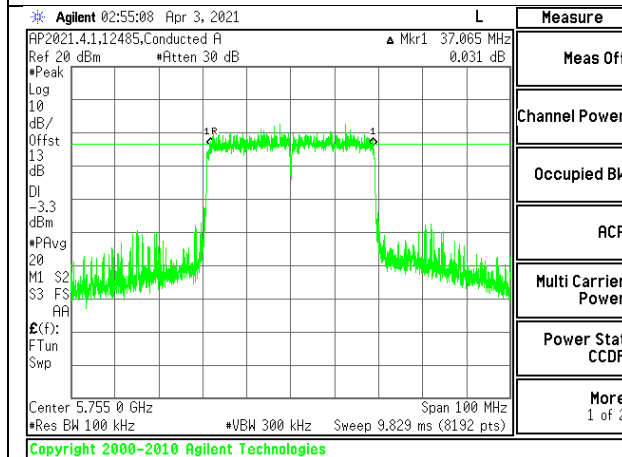
LOW



LOW CHANNEL Antenna 1

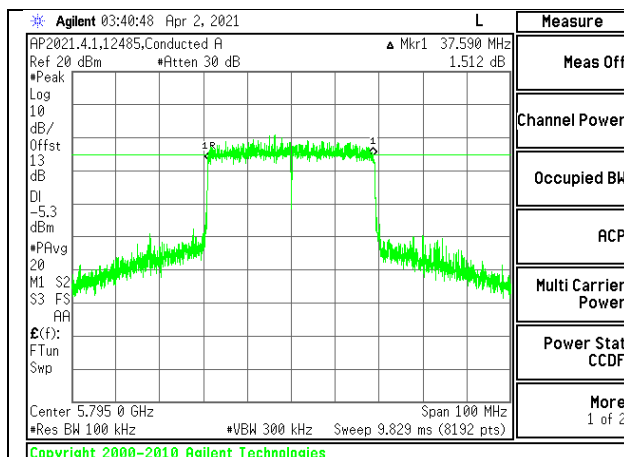


LOW CHANNEL Antenna 2

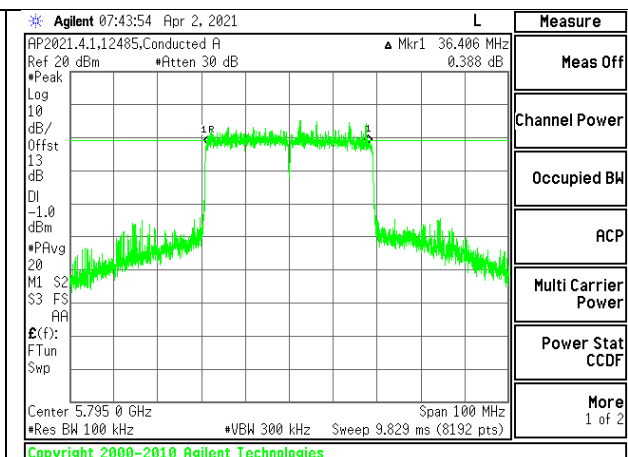


LOW CHANNEL Antenna 3

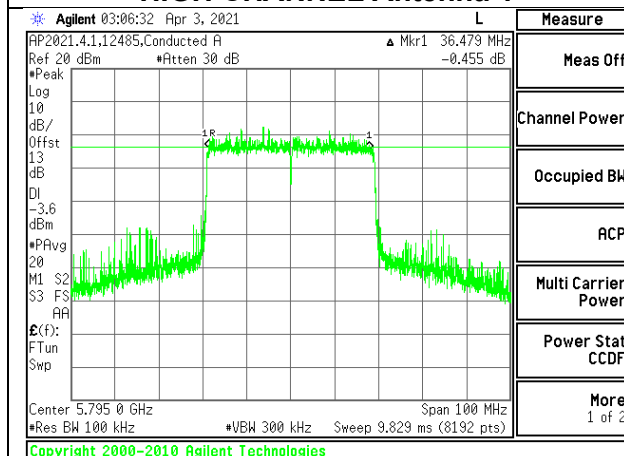
HIGH



HIGH CHANNEL Antenna 1



HIGH CHANNEL Antenna 2

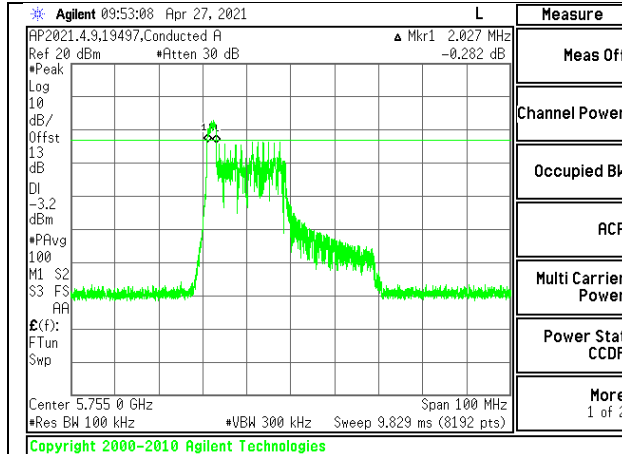


HIGH CHANNEL Antenna 3

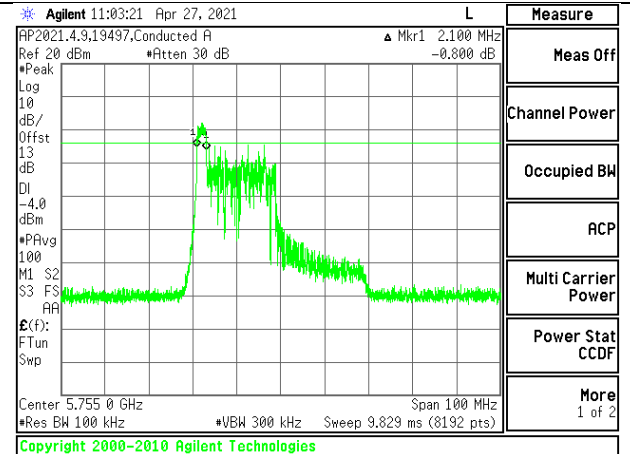
3TX Antenna 1 + Antenna 2 + Antenna 3 CDD OFDMA MODE: 26-Tones, RU Index 0

Channel	Frequency (MHz)	6 dB BW Antenna 1 (MHz)	6 dB BW Antenna 2 (MHz)	6 dB BW Antenna 3 (MHz)	Minimum Limit (MHz)
Low	5755	2.027	2.100	2.100	0.5
High	5795	2.039	2.088	2.100	0.5

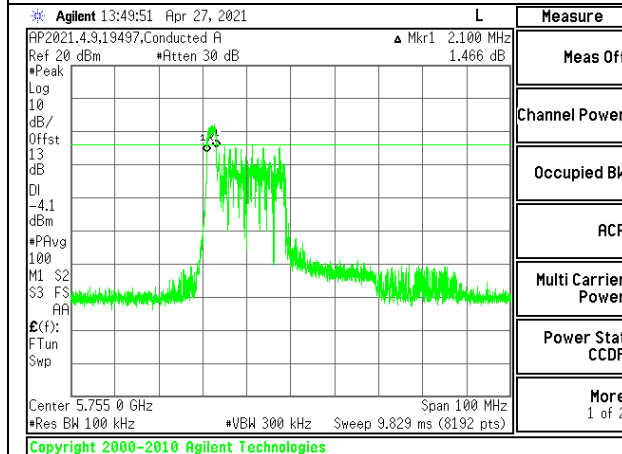
LOW



LOW CHANNEL Antenna 1

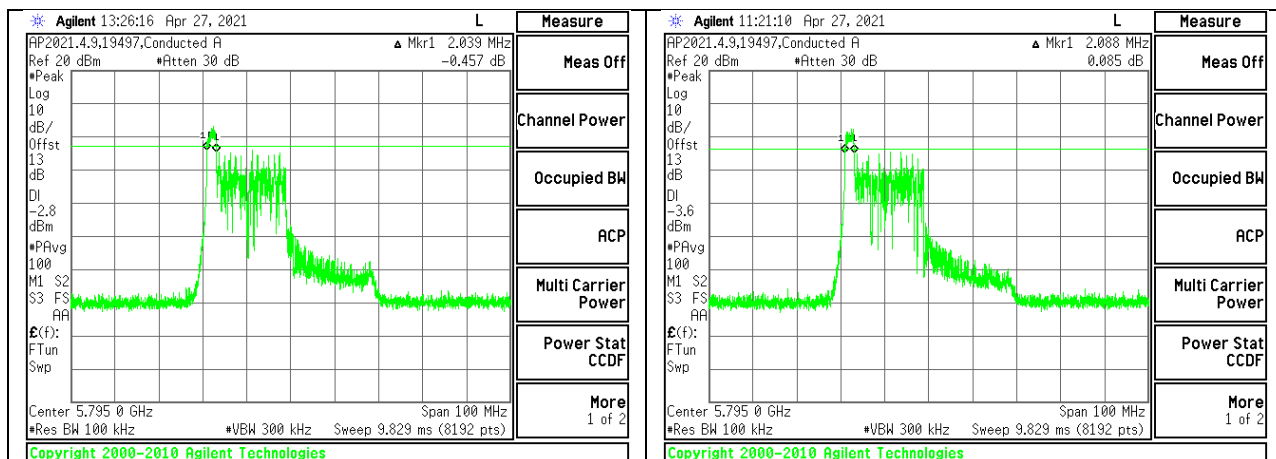


LOW CHANNEL Antenna 2



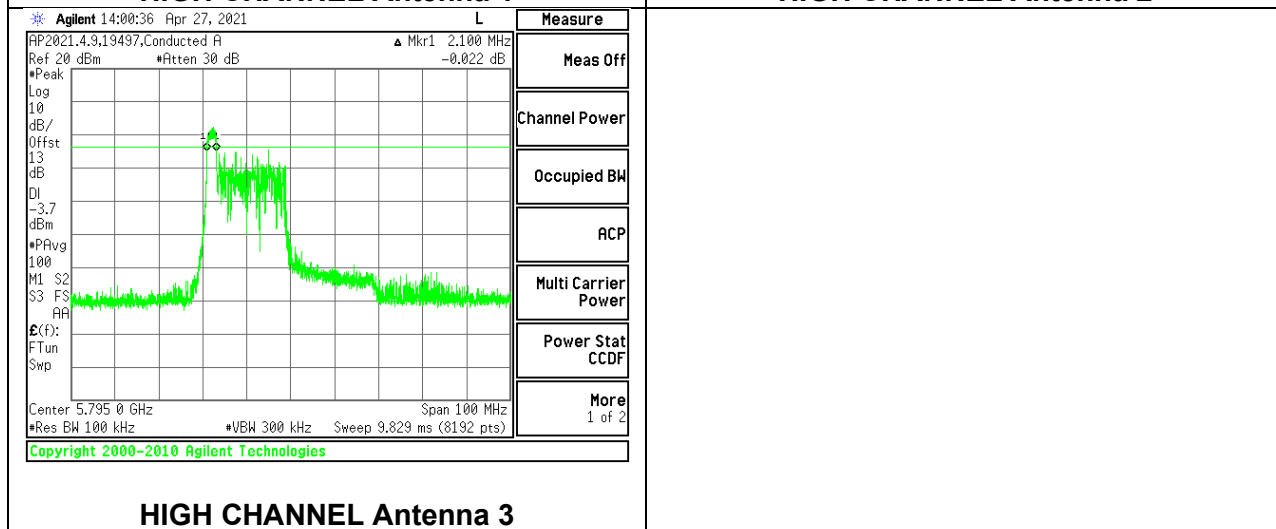
LOW CHANNEL Antenna 3

HIGH



HIGH CHANNEL Antenna 1

HIGH CHANNEL Antenna 2

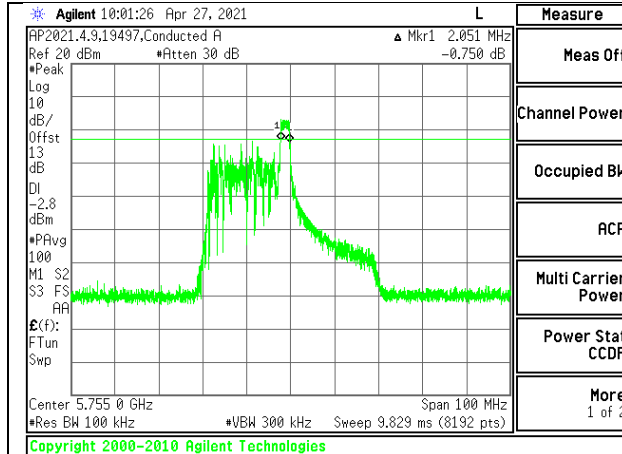


HIGH CHANNEL Antenna 3

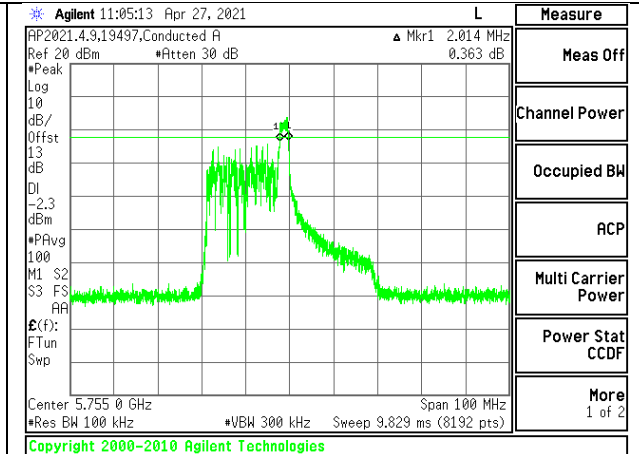
3TX Antenna 1 + Antenna 2 + Antenna 3 CDD OFDMA MODE: 26-Tones, RU Index 8

Channel	Frequency (MHz)	6 dB BW Antenna 1 (MHz)	6 dB BW Antenna 2 (MHz)	6 dB BW Antenna 3 (MHz)	Minimum Limit (MHz)
Low	5755	2.051	2.014	2.088	0.5
High	5795	2.112	2.063	2.088	0.5

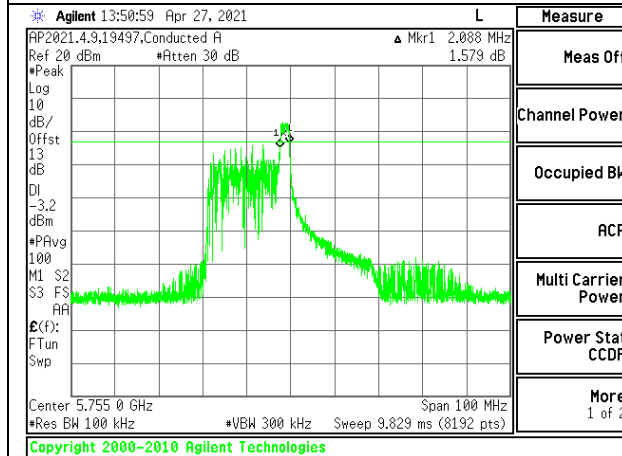
LOW



LOW CHANNEL Antenna 1

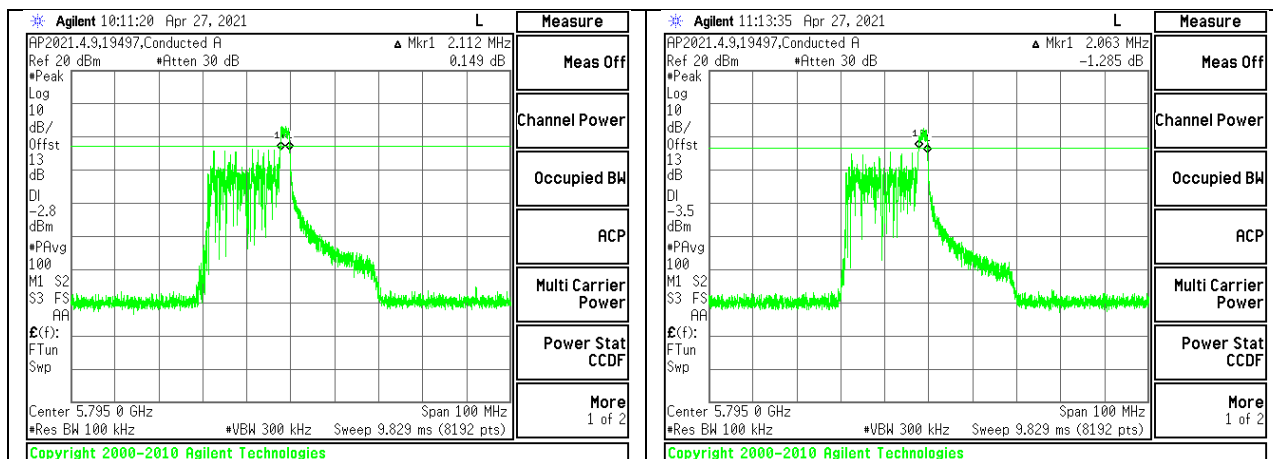


LOW CHANNEL Antenna 2



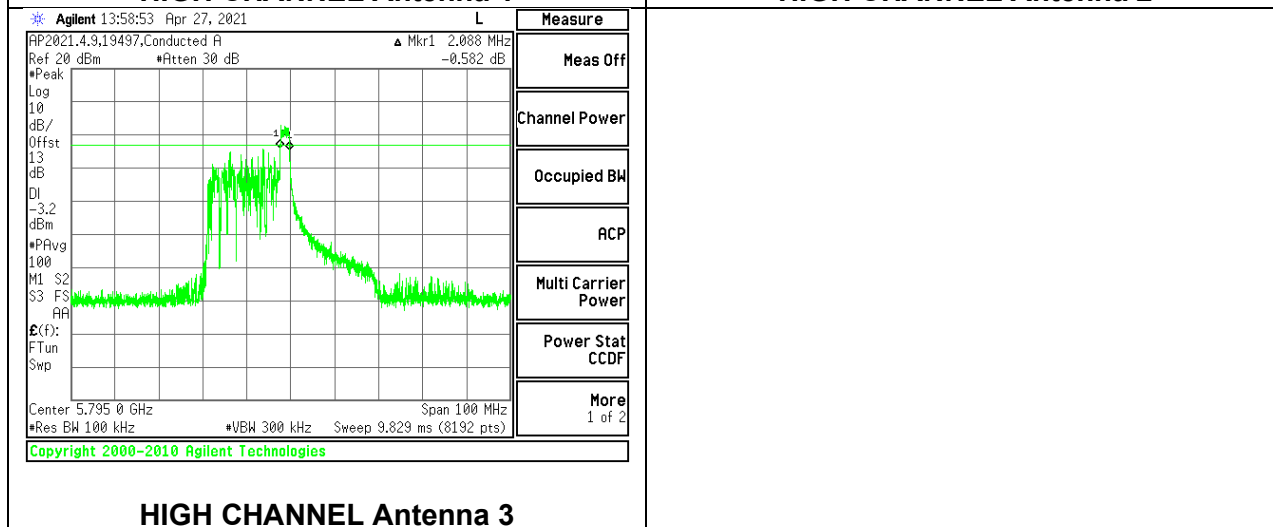
LOW CHANNEL Antenna 3

HIGH



HIGH CHANNEL Antenna 1

HIGH CHANNEL Antenna 2

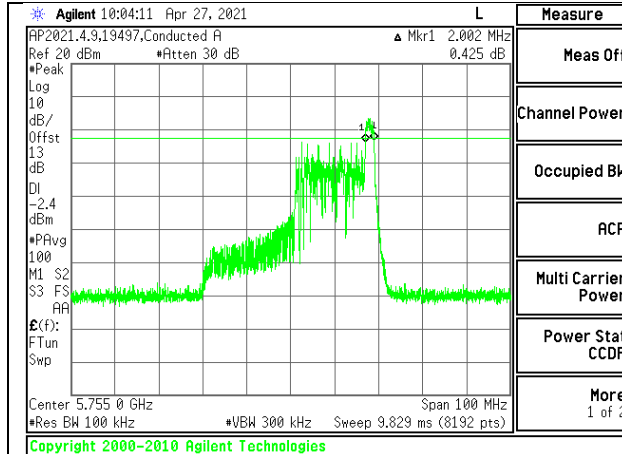


HIGH CHANNEL Antenna 3

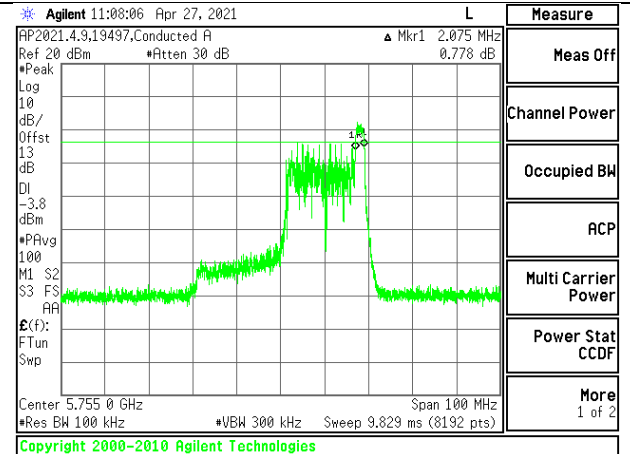
3TX Antenna 1 + Antenna 2 + Antenna 3 CDD OFDMA MODE: 26-Tones, RU Index 17

Channel	Frequency (MHz)	6 dB BW Antenna 1 (MHz)	6 dB BW Antenna 2 (MHz)	6 dB BW Antenna 3 (MHz)	Minimum Limit (MHz)
Low	5755	2.002	2.075	2.051	0.5
High	5795	2.088	2.075	2.002	0.5

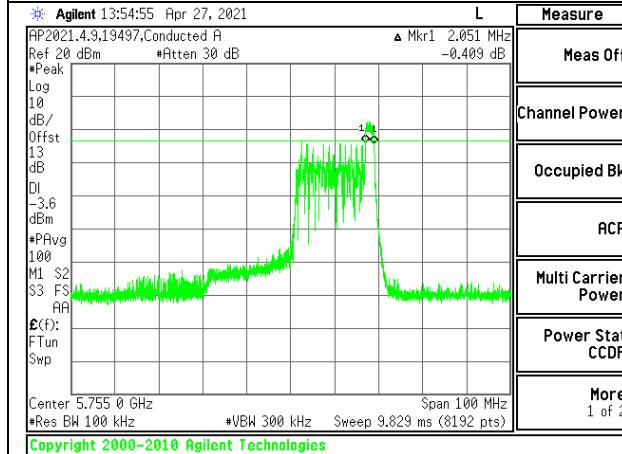
LOW



LOW CHANNEL Antenna 1

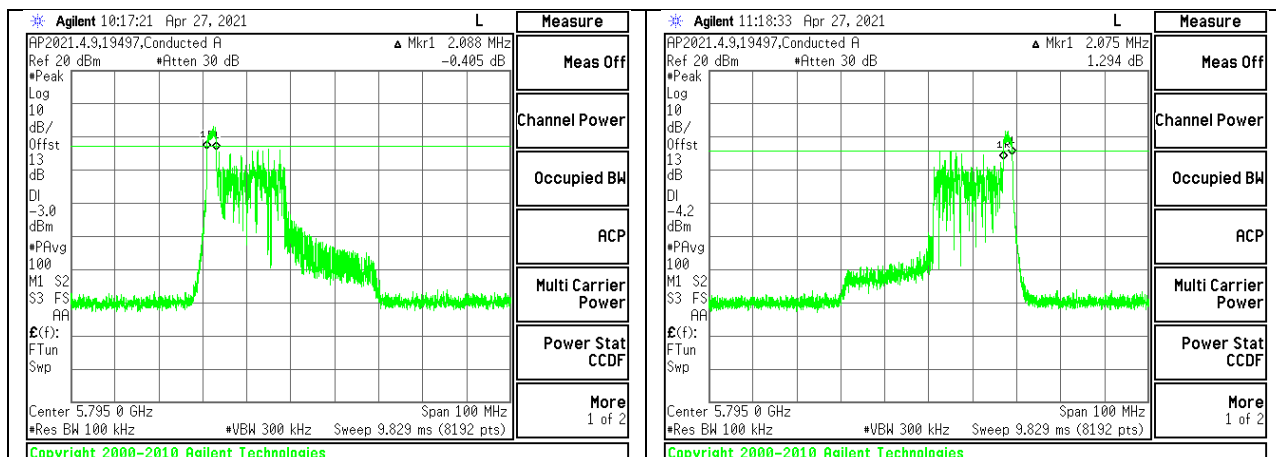


LOW CHANNEL Antenna 2



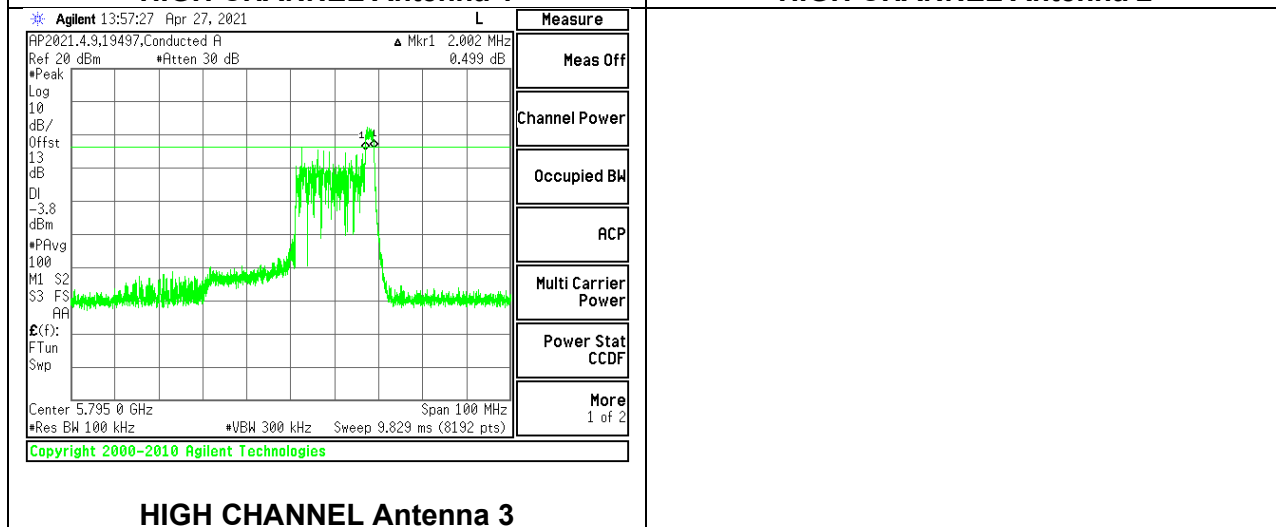
LOW CHANNEL Antenna 3

HIGH



HIGH CHANNEL Antenna 1

HIGH CHANNEL Antenna 2

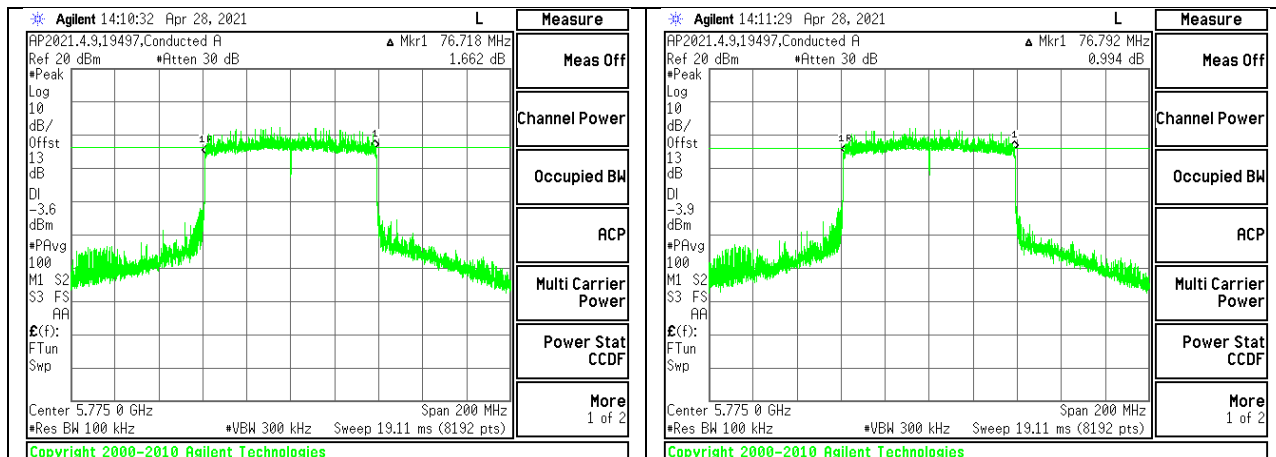


HIGH CHANNEL Antenna 3

9.3.3. 802.11ax HE80 MODE 3TX IN THE 5.8GHz BAND
3TX Antenna 1 + Antenna 2 + Antenna 3 CDD OFDMA MODE: 996-Tones, RU Index 67

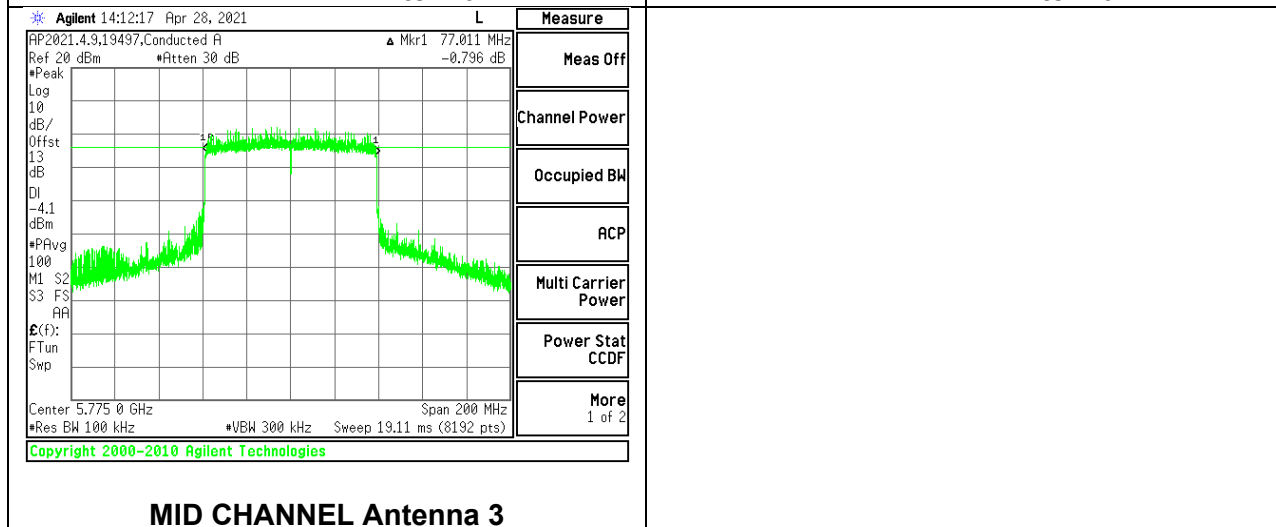
Channel	Frequency (MHz)	6 dB BW Antenna 1 (MHz)	6 dB BW Antenna 2 (MHz)	6 dB BW Antenna 3 (MHz)	Minimum Limit (MHz)
Mid	5775	76.718	76.792	77.011	0.5

MID



MID CHANNEL Antenna 1

MID CHANNEL Antenna 2

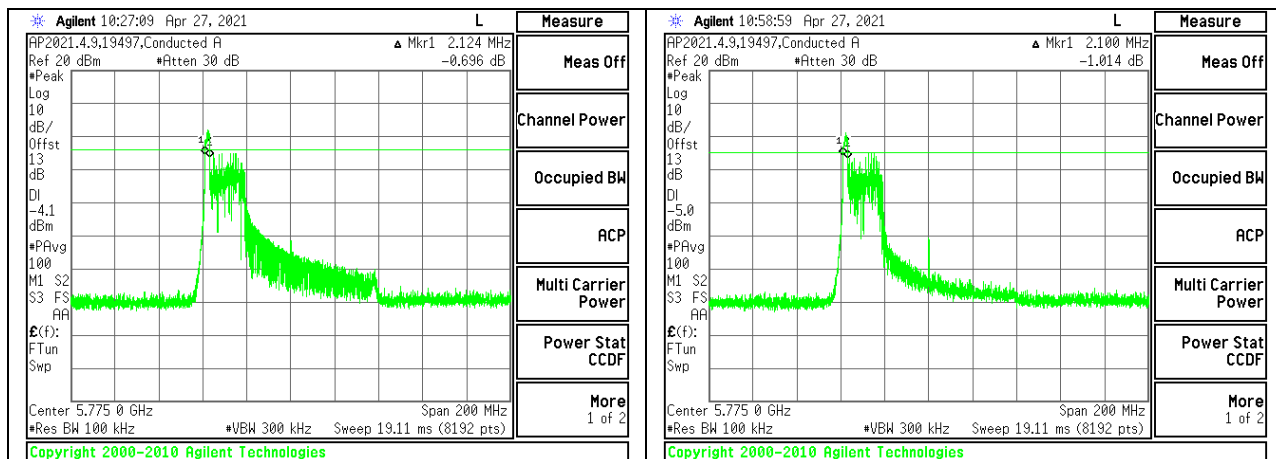


MID CHANNEL Antenna 3

3TX Antenna 1 + Antenna 2 + Antenna 3 CDD OFDMA MODE: 26-Tones, RU Index 0

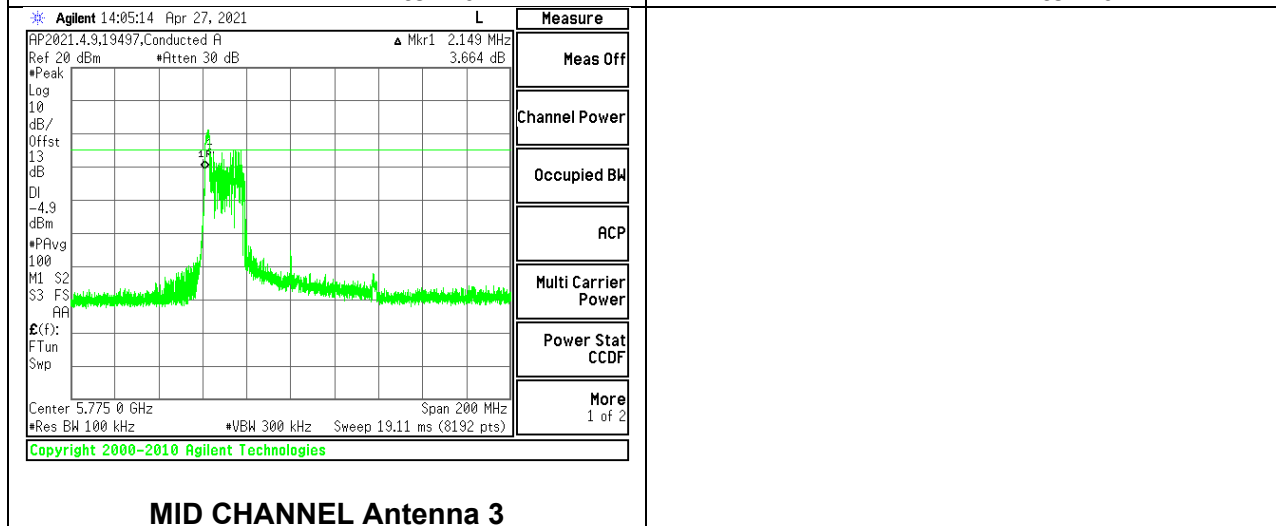
Channel	Frequency (MHz)	6 dB BW Antenna 1 (MHz)	6 dB BW Antenna 2 (MHz)	6 dB BW Antenna 3 (MHz)	Minimum Limit (MHz)
Mid	5775	2.124	2.100	2.149	0.5

MID



MID CHANNEL Antenna 1

MID CHANNEL Antenna 2

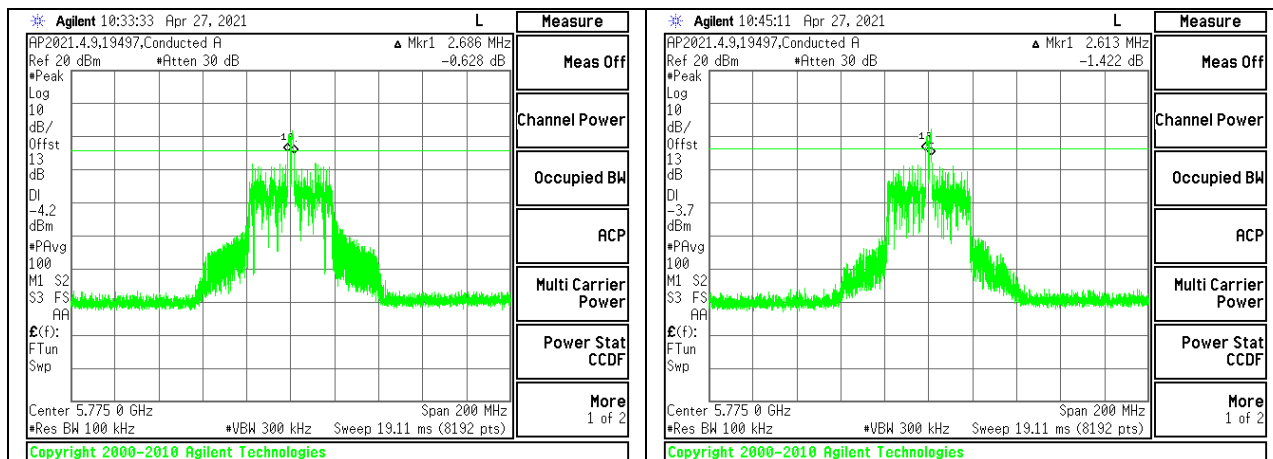


MID CHANNEL Antenna 3

3TX Antenna 1 + Antenna 2 + Antenna 3 CDD OFDMA MODE: 26-Tones, RU Index 18

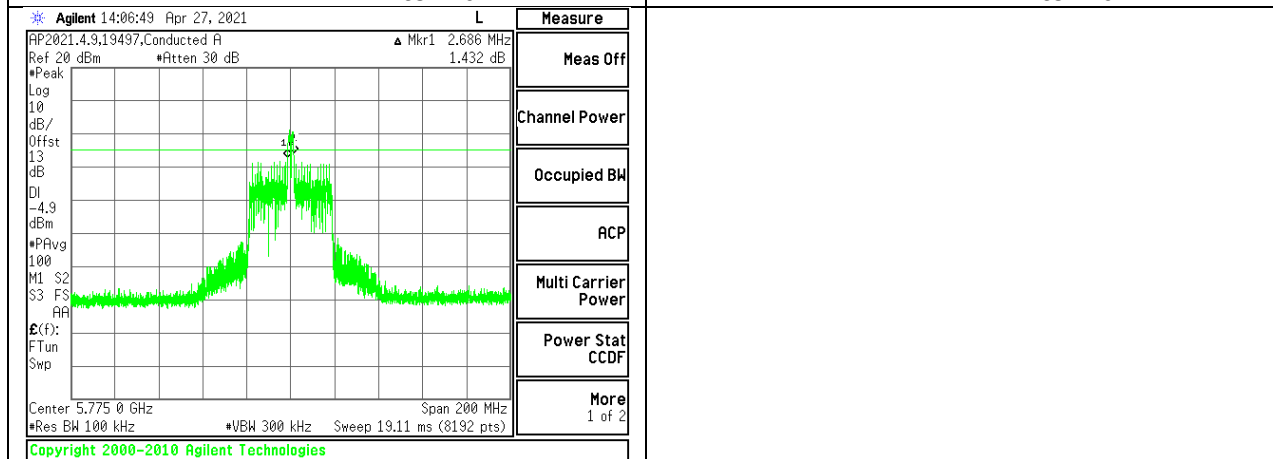
Channel	Frequency (MHz)	6 dB BW Antenna 1 (MHz)	6 dB BW Antenna 2 (MHz)	6 dB BW Antenna 3 (MHz)	Minimum Limit (MHz)
Mid	5775	2.686	2.613	2.686	0.5

MID



MID CHANNEL Antenna 1

MID CHANNEL Antenna 2

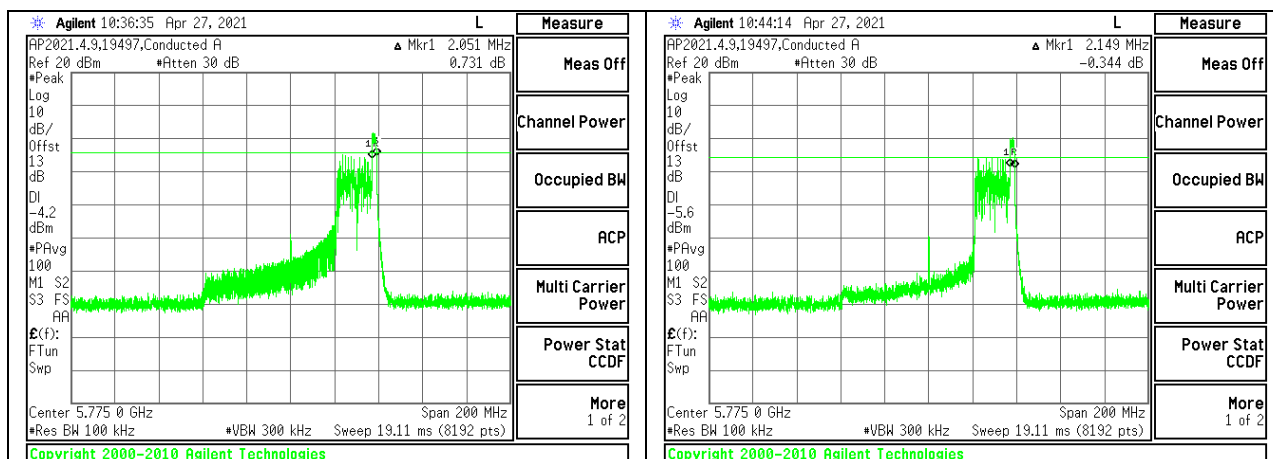


MID CHANNEL Antenna 3

3TX Antenna 1 + Antenna 2 + Antenna 3 CDD OFDMA MODE: 26-Tones, RU Index 36

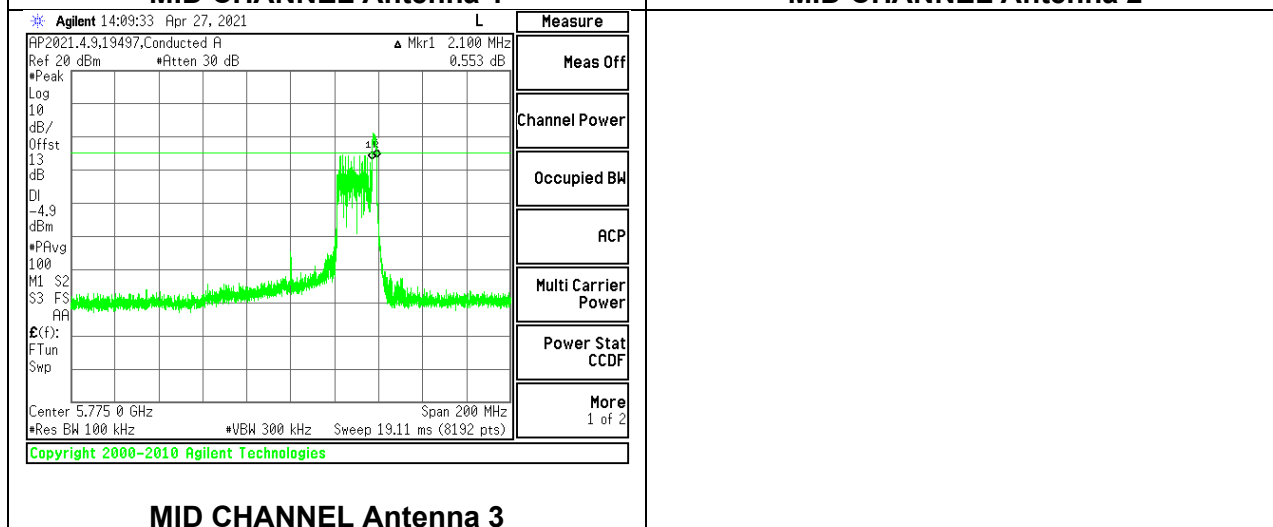
Channel	Frequency (MHz)	6 dB BW Antenna 1 (MHz)	6 dB BW Antenna 2 (MHz)	6 dB BW Antenna 3 (MHz)	Minimum Limit (MHz)
Mid	5775	2.051	2.149	2.100	0.5

MID



MID CHANNEL Antenna 1

MID CHANNEL Antenna 2



MID CHANNEL Antenna 3

9.4. OUTPUT POWER AND PSD

LIMITS

FCC §15.407

Band 5.15–5.25 GHz

(iv) For mobile and portable client devices in the 5.15-5.25 GHz band, the maximum conducted output power over the frequency band of operation shall not exceed 250 mW provided the maximum antenna gain does not exceed 6 dBi. In addition, the maximum power spectral density shall not exceed 11 dBm in any 1 megahertz band. If transmitting antennas of directional gain greater than 6 dBi are used, both the maximum conducted output power and the maximum power spectral density shall be reduced by the amount in dB that the directional gain of the antenna exceeds 6 dBi.

Bands 5.25-5.35 GHz and 5.47-5.725 GHz

The maximum conducted output power over the frequency bands of operation shall not exceed the lesser of 250 mW or $11 \text{ dBm} + 10 \log B$, where B is the 26 dB emission bandwidth in megahertz. In addition, the maximum power spectral density shall not exceed 11 dBm in any 1 megahertz band. If transmitting antennas of directional gain greater than 6 dBi are used, both the maximum conducted output power and the maximum power spectral density shall be reduced by the amount in dB that the directional gain of the antenna exceeds 6 dBi.

Band 5.725-5.85 GHz

The maximum conducted output power over the frequency band of operation shall not exceed 1 W. In addition, the maximum power spectral density shall not exceed 30 dBm in any 500-kHz band. If transmitting antennas of directional gain greater than 6 dBi are used, both the maximum conducted output power and the maximum power spectral density shall be reduced by the amount in dB that the directional gain of the antenna exceeds 6 dBi. However, fixed point-to-point U-NII devices operating in this band may employ transmitting antennas with directional gain greater than 6 dBi without any corresponding reduction in transmitter conducted power. Fixed, point-to-point operations exclude the use of point-to-multipoint systems, omnidirectional applications, and multiple collocated transmitters transmitting the same information.

DIRECTIONAL ANTENNA GAIN

3 TX DIRECTIONAL ANTENNA GAIN

See section 6.3 of this report about measured antenna gains used for this section.

RESULTS

9.4.1. 802.11ax HE20 MODE 3TX IN THE 5.2GHz BAND (FCC)

3TX Antenna 1 + Antenna 2 + Antenna 3 CDD OFDMA MODE: 242-Tones, RU Index 61

Test Engineer:	GA 12485
Test Date:	4/29/2021

Antenna Gain and Limits

Channel	Frequency (MHz)	Uncorrelated Gain for Power (dBi)	Correlated Gain for PSD (dBi)	Power Limit (dBm)	PSD Limit (dBm/1MHz)
Low	5180	2.50	6.90	24.00	10.10
Mid	5200	2.50	6.90	24.00	10.10
High	5240	2.50	6.90	24.00	10.10

Duty Cycle CF (dB)	0.13	Included in Calculations of Corr'd PSD
---------------------------	------	---

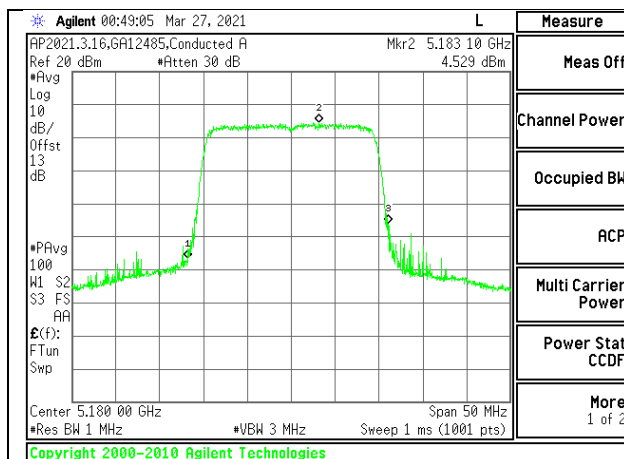
Output Power Results

Channel	Frequency (MHz)	Antenna 1 Meas Power (dBm)	Antenna 2 Meas Power (dBm)	Antenna 3 Meas Power (dBm)	Total Corr'd Power (dBm)	Power Limit (dBm)	Power Margin (dB)
Low	5180	15.34	14.90	15.60	20.06	24.00	-3.94
Mid	5200	14.98	14.77	15.20	19.76	24.00	-4.24
High	5240	14.35	14.13	14.93	19.25	24.00	-4.75

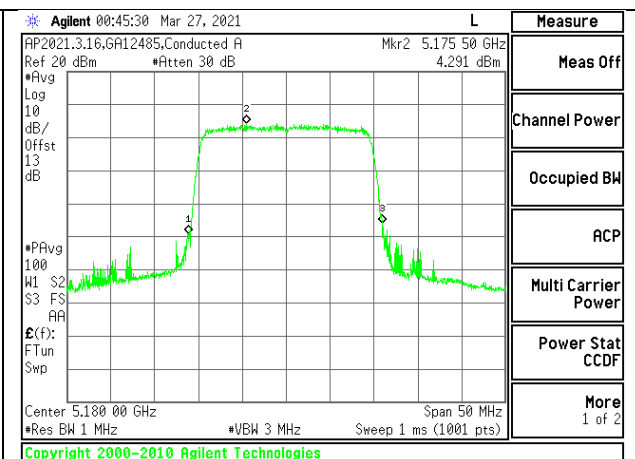
PSD Results

Channel	Frequency (MHz)	Antenna 1 Meas PSD (dBm/1MHz)	Antenna 2 Meas PSD (dBm/1MHz)	Antenna 3 Meas PSD (dBm/1MHz)	Total Corr'd PSD (dBm/1MHz)	PSD Limit (dBm/1MHz)	PSD Margin (dB)
Low	5180	4.53	4.29	4.66	9.40	10.10	-0.70
Mid	5200	4.35	4.35	4.42	9.28	10.10	-0.82
High	5240	4.58	3.18	3.45	8.68	10.10	-1.42

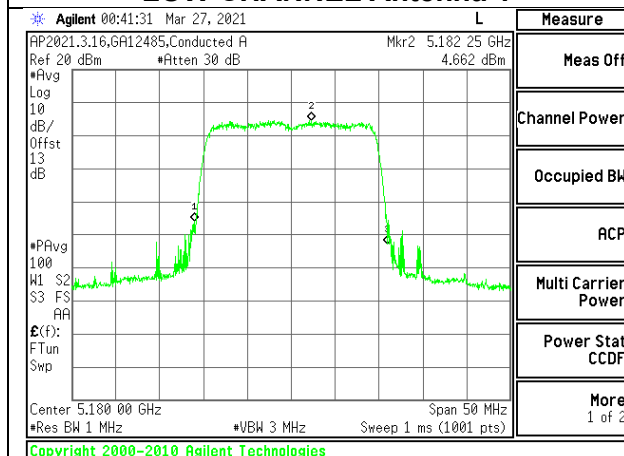
LOW



LOW CHANNEL Antenna 1

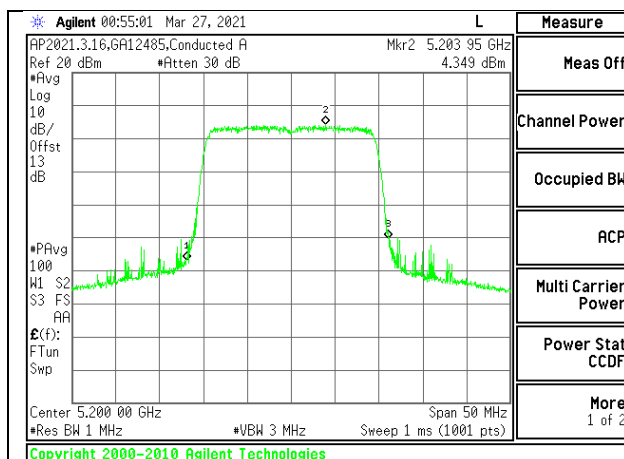


LOW CHANNEL Antenna 2

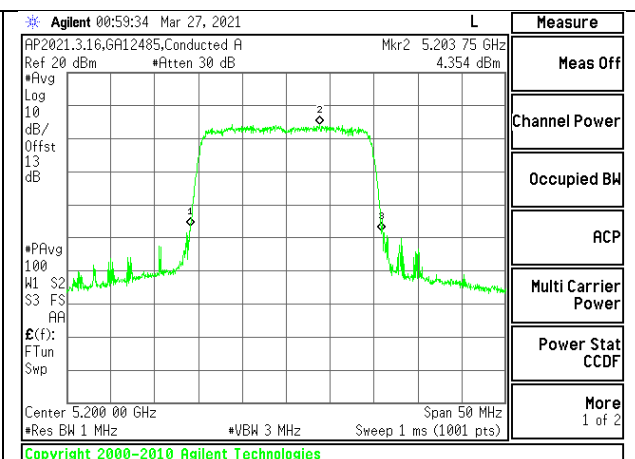


LOW CHANNEL Antenna 3

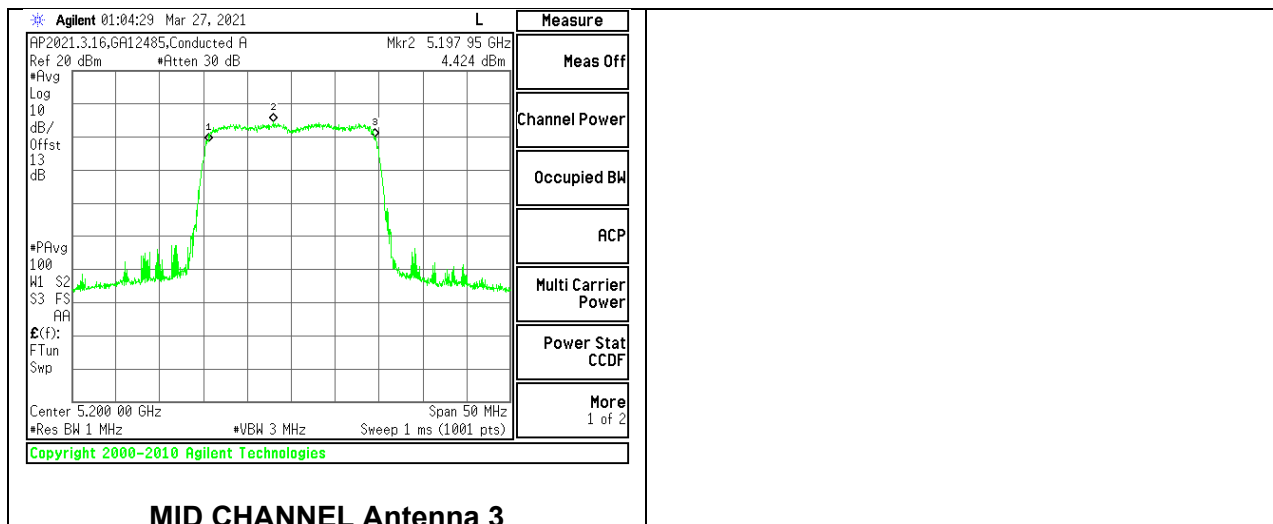
MID



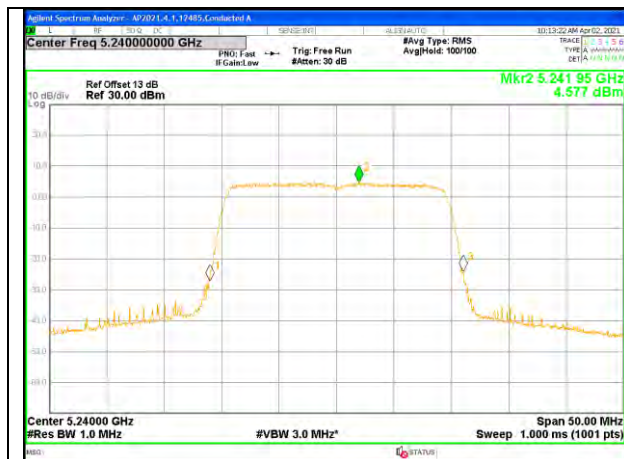
MID CHANNEL Antenna 1



MID CHANNEL Antenna 2



HIGH



3TX Antenna 1 + Antenna 2 + Antenna 3 CDD OFDMA MODE: 26-Tones, RU Index 0

Test Engineer:	GA 12485
Test Date:	4/29/2021

Antenna Gain and Limits

Channel	Frequency (MHz)	Directional Gain for Power (dBi)	Directional Gain for PSD (dBi)	Power Limit (dBm)	PSD Limit (dBm/1MHz)
Low	5180	2.50	6.90	24.00	10.10
Mid	5200	2.50	6.90	24.00	10.10
High	5240	2.50	6.90	24.00	10.10

Duty Cycle CF (dB)	0.13	Included in Calculations of Corr'd PSD
---------------------------	------	---

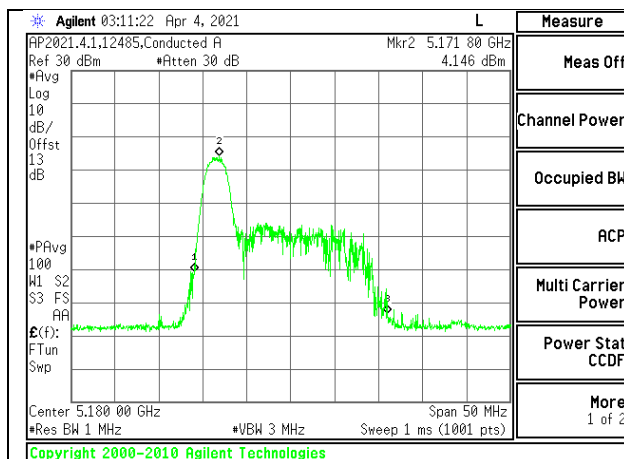
Output Power Results

Channel	Frequency (MHz)	Antenna 1 Meas Power (dBm)	Antenna 2 Meas Power (dBm)	Antenna 3 Meas Power (dBm)	Total Corr'd Power (dBm)	Power Limit (dBm)	Power Margin (dB)
Low	5180	6.72	6.14	6.49	11.23	24.00	-12.77
Mid	5200	6.88	5.60	5.73	10.88	24.00	-13.12
High	5240	6.92	5.13	5.38	10.66	24.00	-13.34

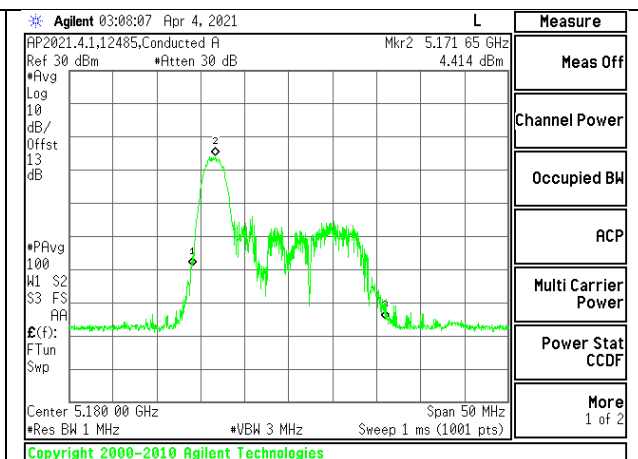
PSD Results

Channel	Frequency (MHz)	Antenna 1 Meas PSD (dBm/1MHz)	Antenna 2 Meas PSD (dBm/1MHz)	Antenna 3 Meas PSD (dBm/1MHz)	Total Corr'd PSD (dBm/1MHz)	PSD Limit (dBm/1MHz)	PSD Margin (dB)
Low	5180	4.15	4.41	4.71	9.33	10.10	-0.77
Mid	5200	4.38	3.90	4.42	9.14	10.10	-0.96
High	5240	4.68	3.37	3.99	8.95	10.10	-1.15

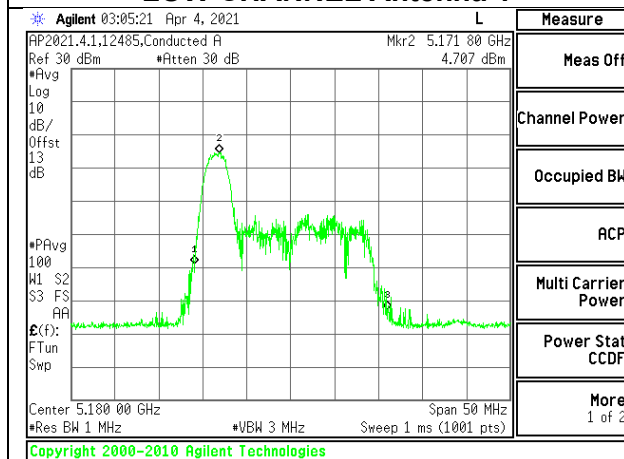
LOW



LOW CHANNEL Antenna 1

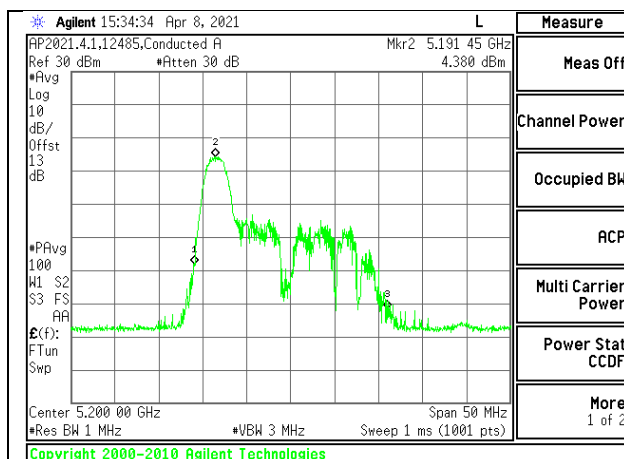


LOW CHANNEL Antenna 2

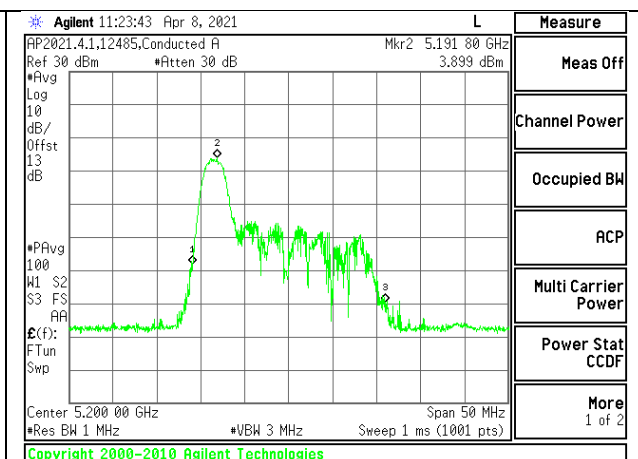


LOW CHANNEL Antenna 3

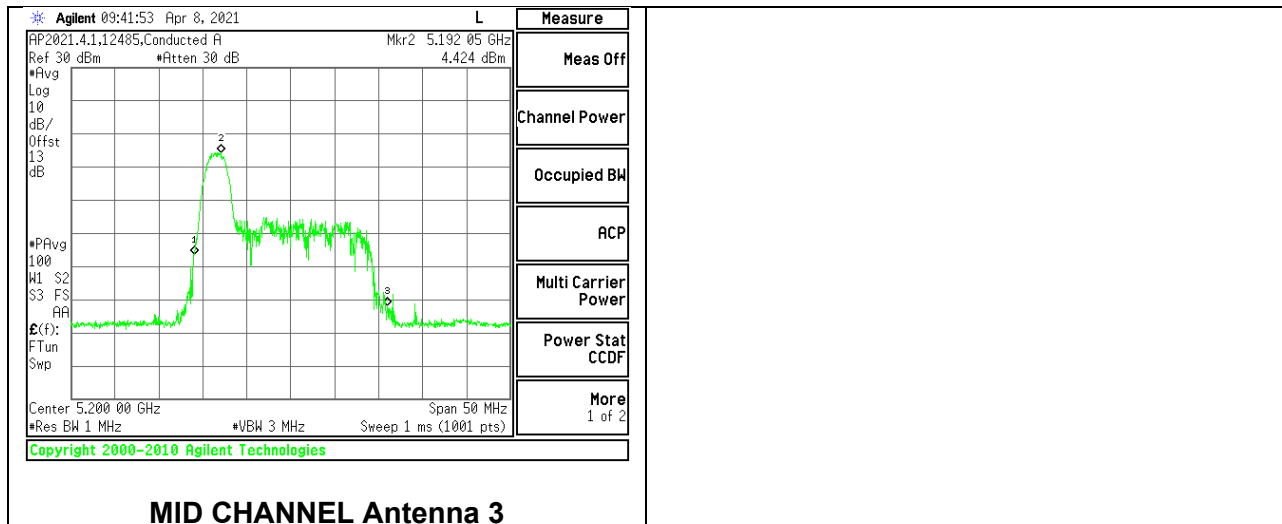
MID



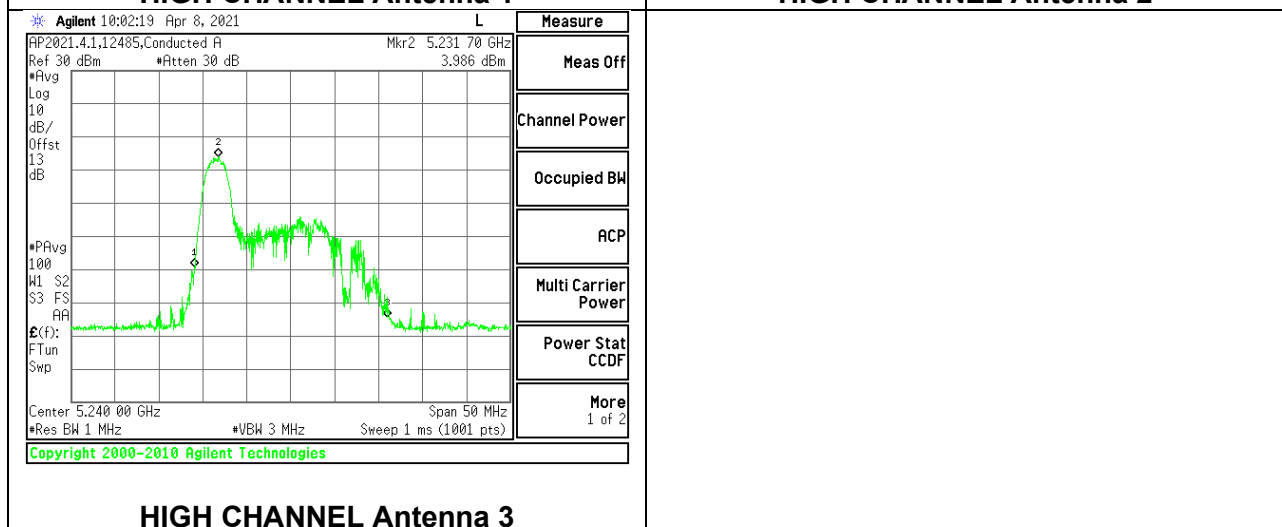
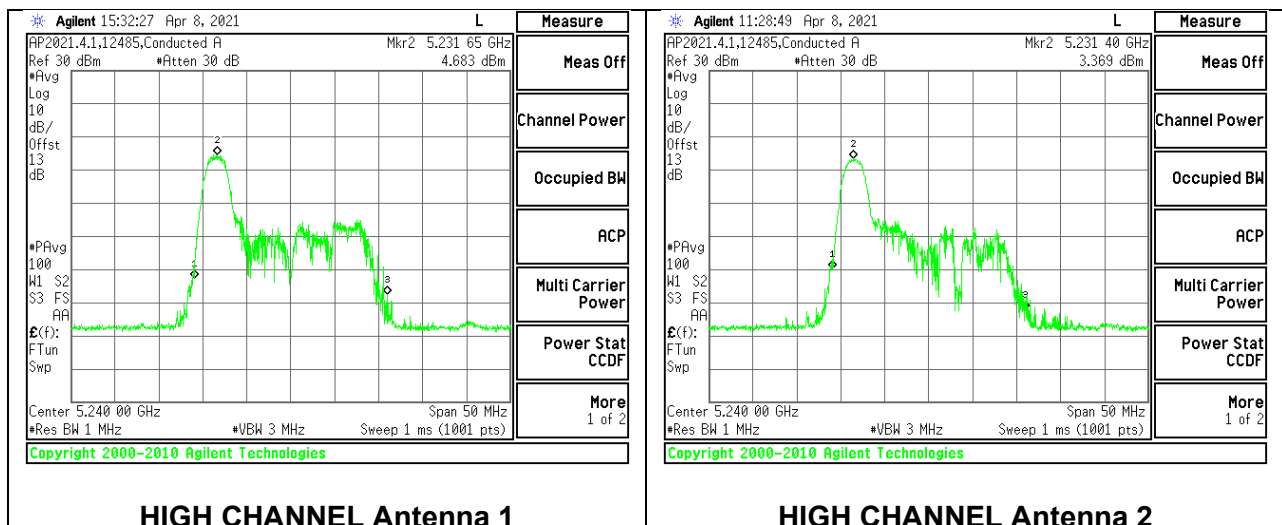
MID CHANNEL Antenna 1



MID CHANNEL Antenna 2



HIGH



3TX Antenna 1 + Antenna 2 + Antenna 3 CDD OFDMA MODE: 26-Tones, RU Index 4

Test Engineer:	GA 12485
Test Date:	4/29/2021

Antenna Gain and Limits

Channel	Frequency (MHz)	Directional Gain for Power (dBi)	Directional Gain for PSD (dBi)	Power Limit (dBm)	PSD Limit (dBm/1MHz)
Low	5180	2.50	6.90	24.00	10.10
Mid	5200	2.50	6.90	24.00	10.10
High	5240	2.50	6.90	24.00	10.10

Duty Cycle CF (dB)	0.13	Included in Calculations of Corr'd PSD
---------------------------	------	---

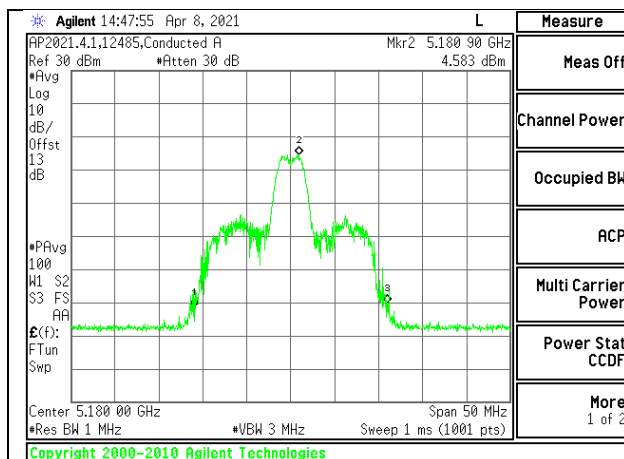
Output Power Results

Channel	Frequency (MHz)	Antenna 1 Meas Power (dBm)	Antenna 2 Meas Power (dBm)	Antenna 3 Meas Power (dBm)	Total Corr'd Power (dBm)	Power Limit (dBm)	Power Margin (dB)
Low	5180	7.02	6.52	6.90	11.59	24.00	-12.41
Mid	5200	7.50	6.46	6.34	11.57	24.00	-12.43
High	5240	7.33	5.75	6.19	11.25	24.00	-12.75

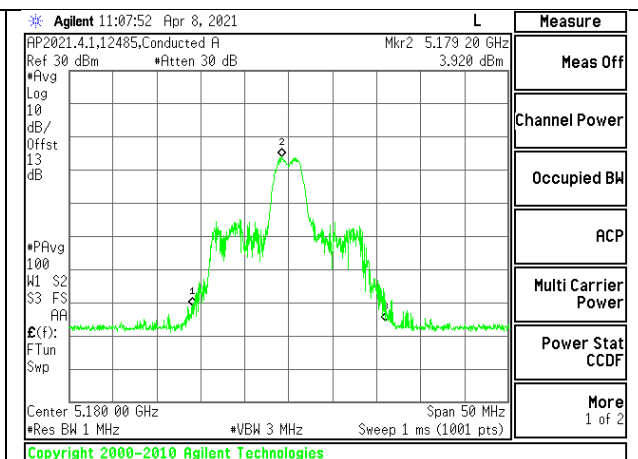
PSD Results

Channel	Frequency (MHz)	Antenna 1 Meas PSD (dBm/1MHz)	Antenna 2 Meas PSD (dBm/1MHz)	Antenna 3 Meas PSD (dBm/1MHz)	Total Corr'd PSD (dBm/1MHz)	PSD Limit (dBm/1MHz)	PSD Margin (dB)
Low	5180	4.58	3.92	4.51	9.25	10.10	-0.85
Mid	5200	4.25	3.54	4.05	8.86	10.10	-1.24
High	5240	4.37	3.58	4.19	8.96	10.10	-1.14

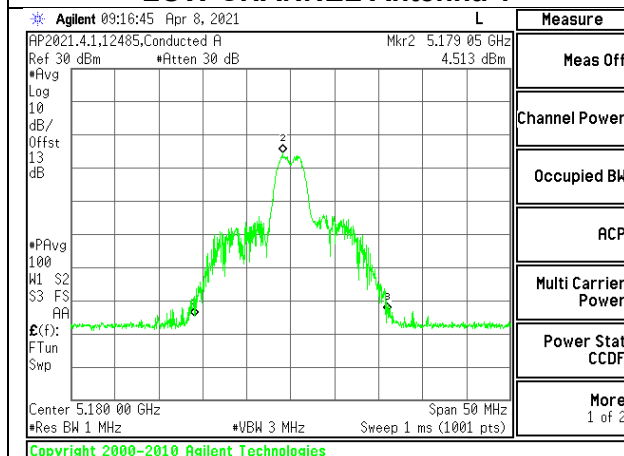
LOW



LOW CHANNEL Antenna 1

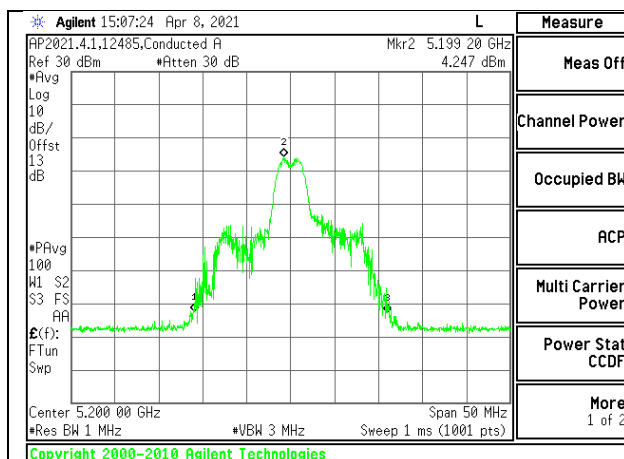


LOW CHANNEL Antenna 2

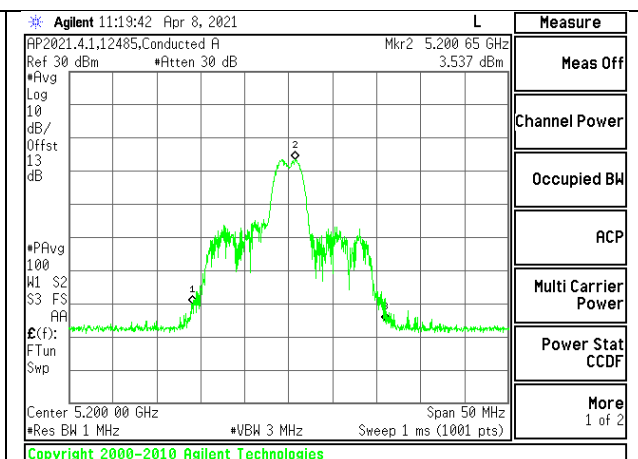


LOW CHANNEL Antenna 3

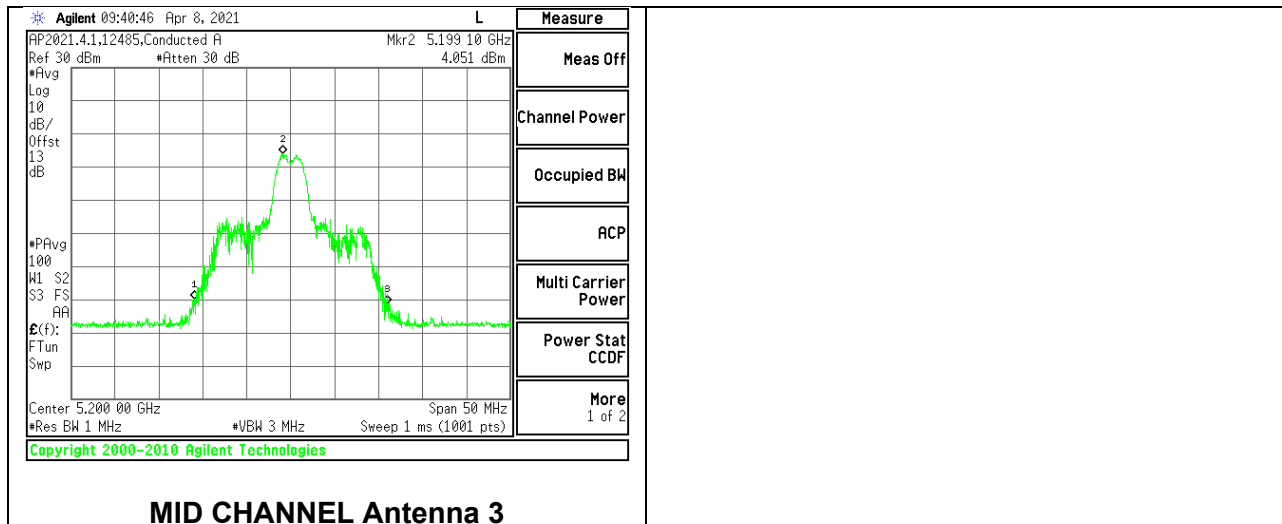
MID



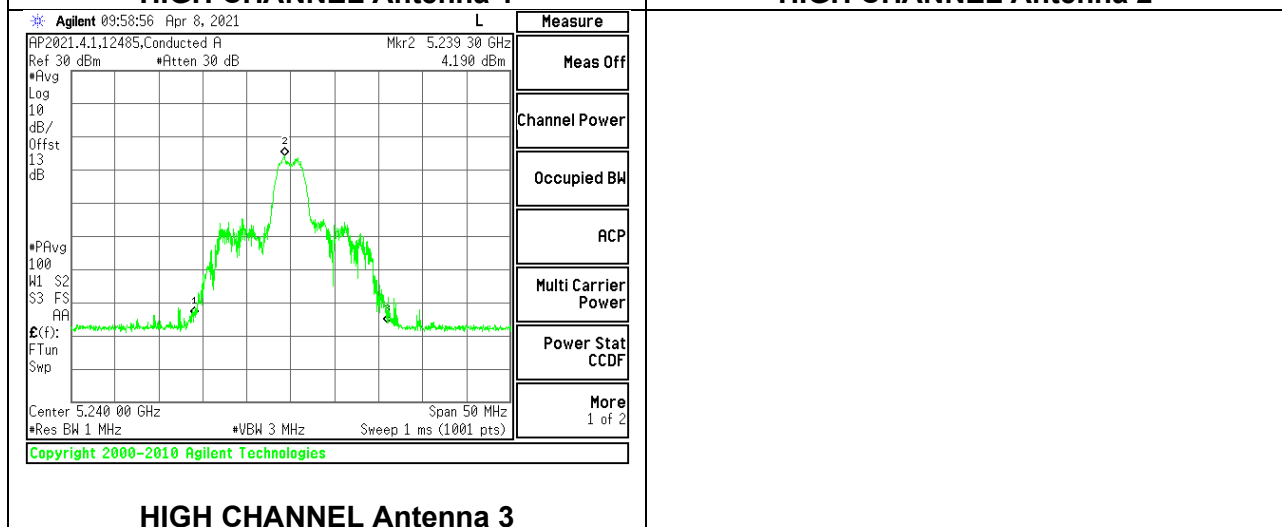
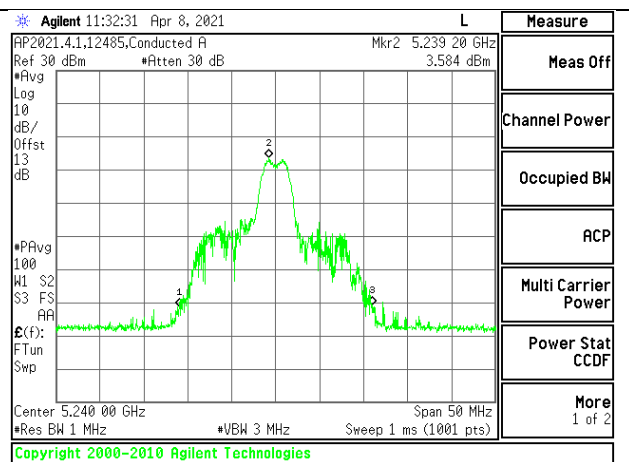
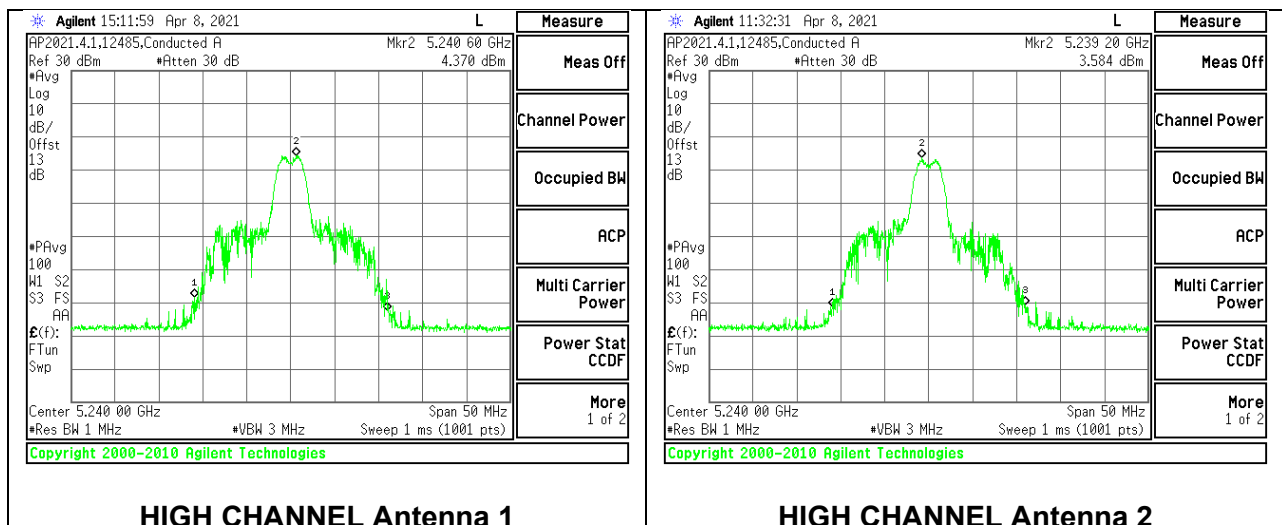
MID CHANNEL Antenna 1



MID CHANNEL Antenna 2



HIGH



3TX Antenna 1 + Antenna 2 + Antenna 3 CDD OFDMA MODE: 26-Tones, RU Index 8

Test Engineer:	GA 12485
Test Date:	4/29/2021

Antenna Gain and Limits

Channel	Frequency (MHz)	Directional Gain for Power (dBi)	Directional Gain for PSD (dBi)	Power Limit (dBm)	PSD Limit (dBm/1MHz)
Low	5180	2.50	6.90	24.00	10.10
Mid	5200	2.50	6.90	24.00	10.10
High	5240	2.50	6.90	24.00	10.10

Duty Cycle CF (dB)	0.13	Included in Calculations of Corr'd PSD
---------------------------	------	---

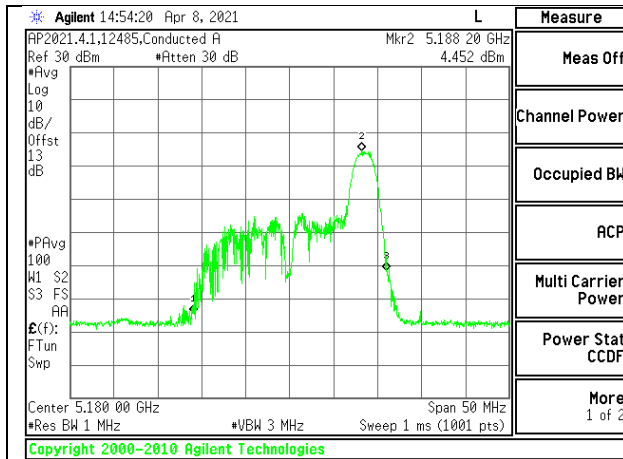
Output Power Results

Channel	Frequency (MHz)	Antenna 1 Meas Power (dBm)	Antenna 2 Meas Power (dBm)	Antenna 3 Meas Power (dBm)	Total Corr'd Power (dBm)	Power Limit (dBm)	Power Margin (dB)
Low	5180	6.79	5.97	6.72	11.28	24.00	-12.72
Mid	5200	7.15	5.92	6.40	11.29	24.00	-12.71
High	5240	6.99	5.43	6.23	11.03	24.00	-12.97

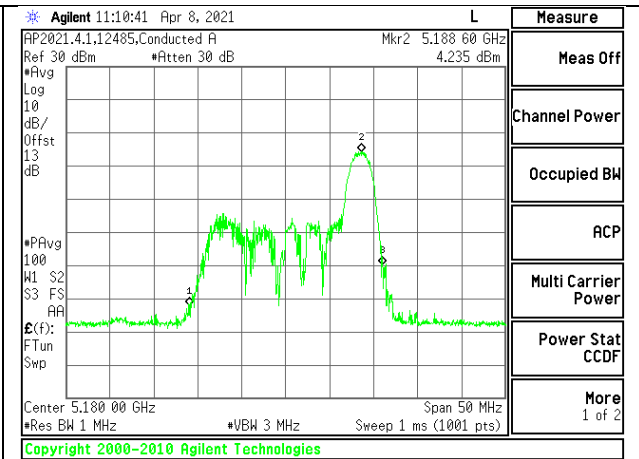
PSD Results

Channel	Frequency (MHz)	Antenna 1 Meas PSD (dBm/1MHz)	Antenna 2 Meas PSD (dBm/1MHz)	Antenna 3 Meas PSD (dBm/1MHz)	Total Corr'd PSD (dBm/1MHz)	PSD Limit (dBm/1MHz)	PSD Margin (dB)
Low	5180	4.45	4.24	5.08	9.50	10.10	-0.60
Mid	5200	4.36	4.22	5.33	9.57	10.10	-0.53
High	5240	4.43	3.83	4.51	9.16	10.10	-0.94

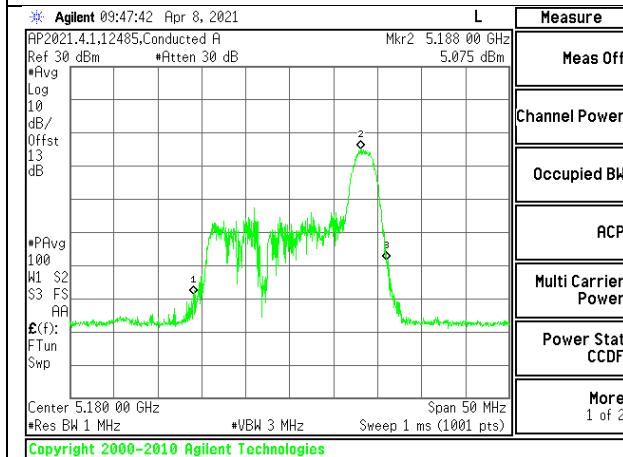
LOW



LOW CHANNEL Antenna 1

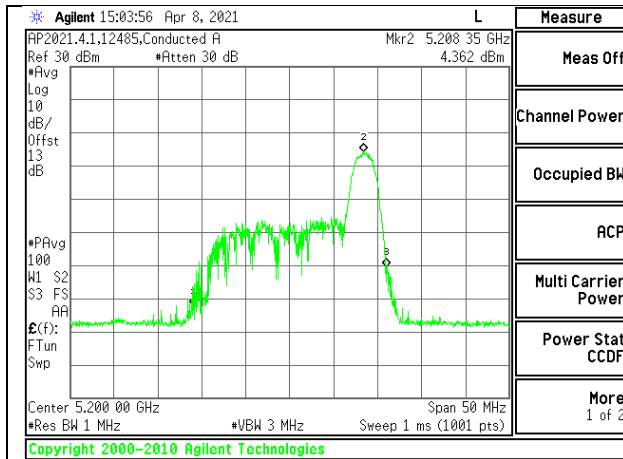


LOW CHANNEL Antenna 2

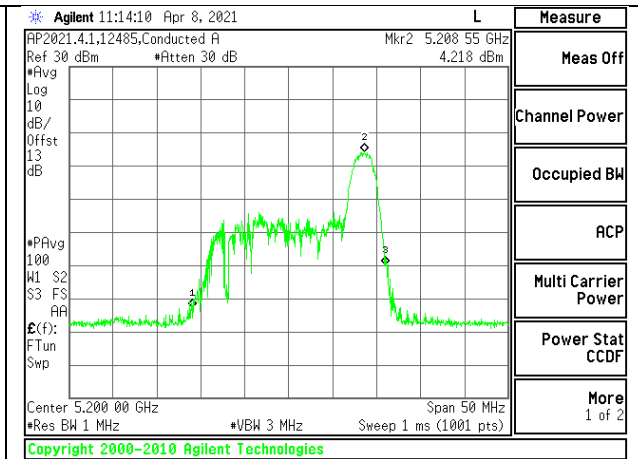


LOW CHANNEL Antenna 3

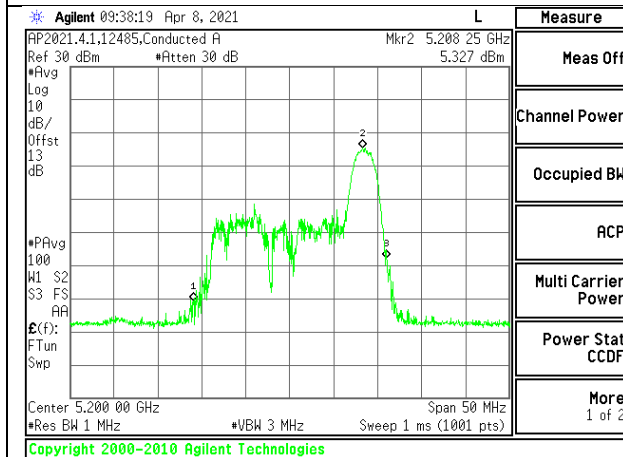
MID



MID CHANNEL Antenna 1

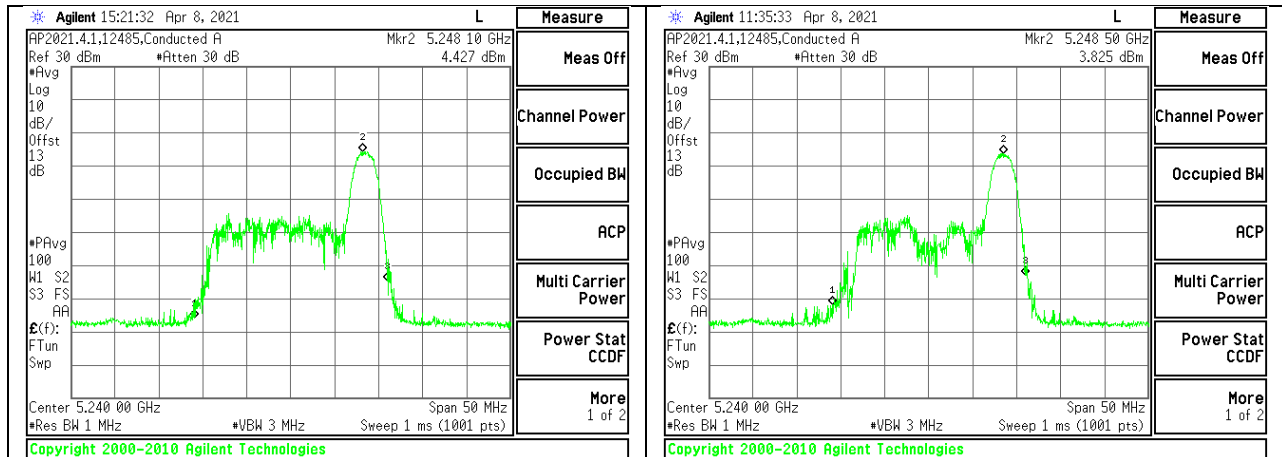


MID CHANNEL Antenna 2



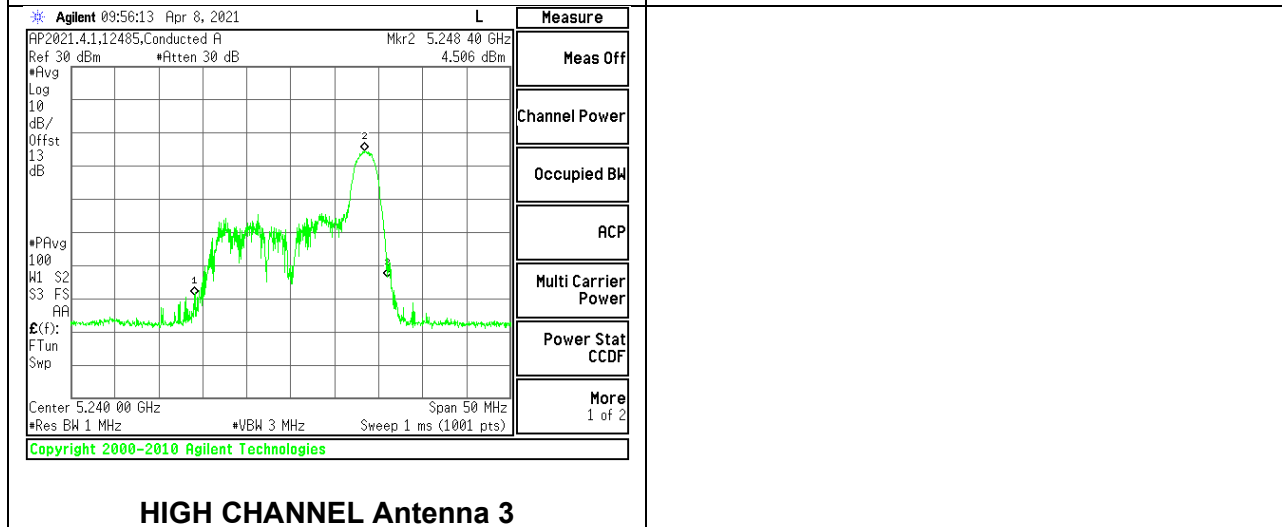
MID CHANNEL Antenna 3

HIGH



HIGH CHANNEL Antenna 1

HIGH CHANNEL Antenna 2



HIGH CHANNEL Antenna 3

9.4.2. 802.11ax HE40 MODE 3TX IN THE 5.2GHz BAND (FCC)

3TX Antenna 1 + Antenna 2 + Antenna 3 CDD OFDMA MODE: 484-Tones, RU Index 65

Test Engineer:	GA 12485
Test Date:	4/29/2021

Antenna Gain and Limits

Channel	Frequency (MHz)	Uncorrelated Gain for Power (dBi)	Correlated Gain for PSD (dBi)	Power Limit (dBm)	PSD Limit (dBm/ 1MHz)
Low	5190	2.50	6.90	24.00	10.10
High	5230	2.50	6.90	24.00	10.10

Duty Cycle CF (dB)	0.13	Included in Calculations of Corr'd PSD
---------------------------	------	--

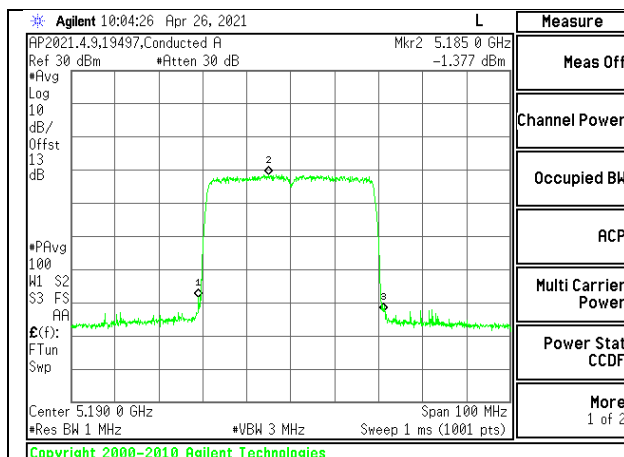
Output Power Results

Channel	Frequency (MHz)	Antenna 1 Meas Power (dBm)	Antenna 2 Meas Power (dBm)	Antenna 3 Meas Power (dBm)	Total Corr'd Power (dBm)	Power Limit (dBm)	Power Margin (dB)
Low	5190	12.50	11.85	12.24	16.98	24.00	-7.02
High	5230	12.08	11.62	11.93	16.65	24.00	-7.35

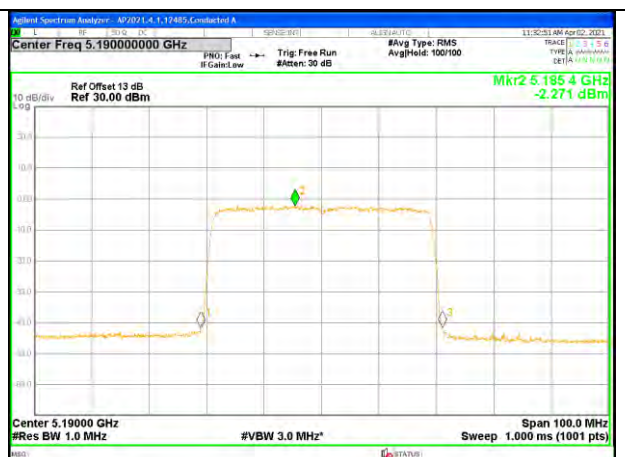
PSD Results

Channel	Frequency (MHz)	Antenna 1 Meas PSD (dBm/ 1MHz)	Antenna 2 Meas PSD (dBm/ 1MHz)	Antenna 3 Meas PSD (dBm/ 1MHz)	Total Corr'd PSD (dBm/ 1MHz)	PSD Limit (dBm/ 1MHz)	PSD Margin (dB)
Low	5190	-1.38	-2.27	-1.97	3.04	10.10	-7.06
High	5230	-1.83	-2.78	-2.64	2.51	10.10	-7.59

LOW



LOW CHANNEL Antenna 1



LOW CHANNEL Antenna 2

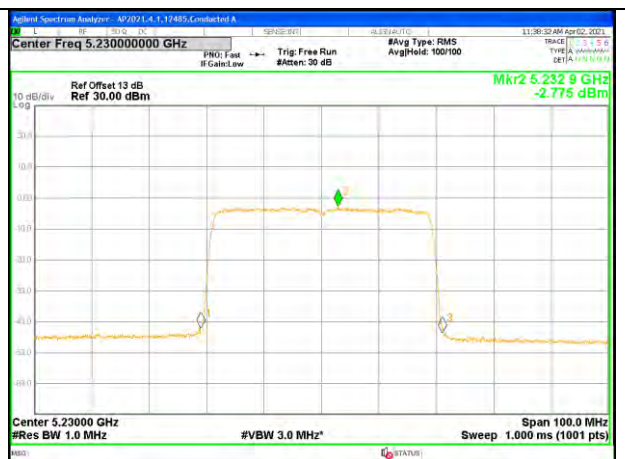


LOW CHANNEL Antenna 3

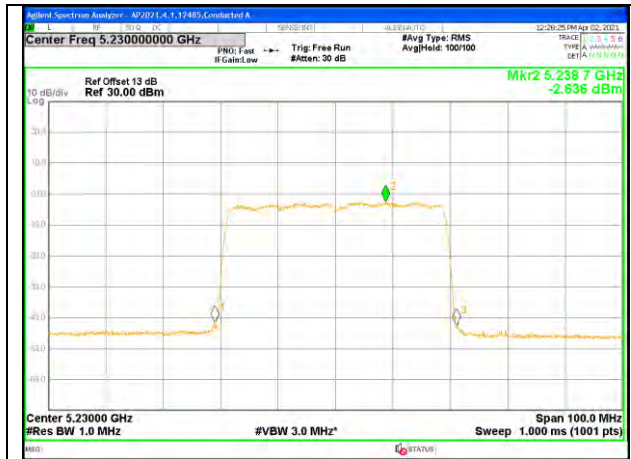
HIGH



HIGH CHANNEL Antenna 1



HIGH CHANNEL Antenna 2



HIGH CHANNEL Antenna 3

3TX Antenna 1 + Antenna 2 + Antenna 3 CDD OFDMA MODE: 26-Tones, RU Index 0

Test Engineer:	GA 12485
Test Date:	4/29/2021

Antenna Gain and Limits

Channel	Frequency (MHz)	Directional Gain for Power (dBi)	Directional Gain for PSD (dBi)	Power Limit (dBm)	PSD Limit (dBm/ 1MHz)
Low	5190	2.50	6.90	24.00	10.10
High	5230	2.50	6.90	24.00	10.10

Duty Cycle CF (dB)	0.13	Included in Calculations of Corr'd PSD
---------------------------	------	---

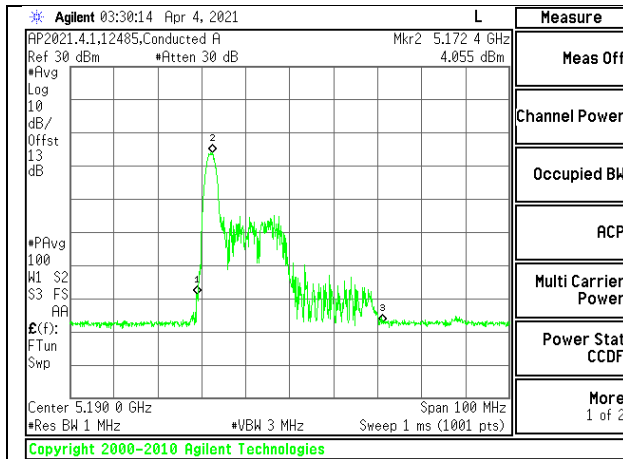
Output Power Results

Channel	Frequency (MHz)	Antenna 1 Meas Power (dBm)	Antenna 2 Meas Power (dBm)	Antenna 3 Meas Power (dBm)	Total Corr'd Power (dBm)	Power Limit (dBm)	Power Margin (dB)
Low	5190	5.21	5.33	5.81	10.23	24.00	-13.77
High	5230	5.36	4.75	5.14	9.86	24.00	-14.14

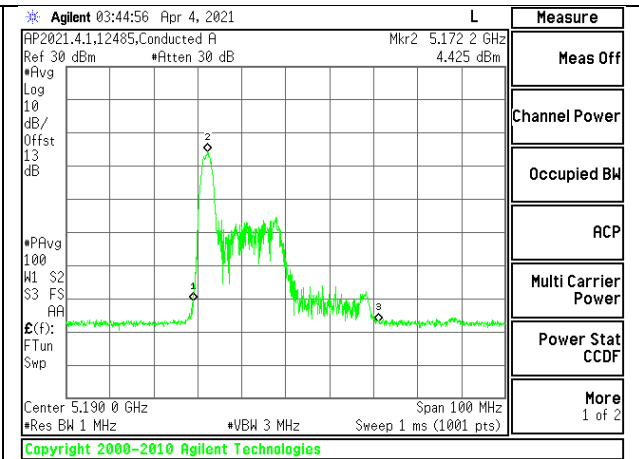
PSD Results

Channel	Frequency (MHz)	Antenna 1 Meas PSD (dBm/ 1MHz)	Antenna 2 Meas PSD (dBm/ 1MHz)	Antenna 3 Meas PSD (dBm/ 1MHz)	Total Corr'd PSD (dBm/ 1MHz)	PSD Limit (dBm/ 1MHz)	PSD Margin (dB)
Low	5190	4.06	4.43	4.93	9.39	10.10	-0.71
High	5230	4.22	3.51	4.30	8.92	10.10	-1.18

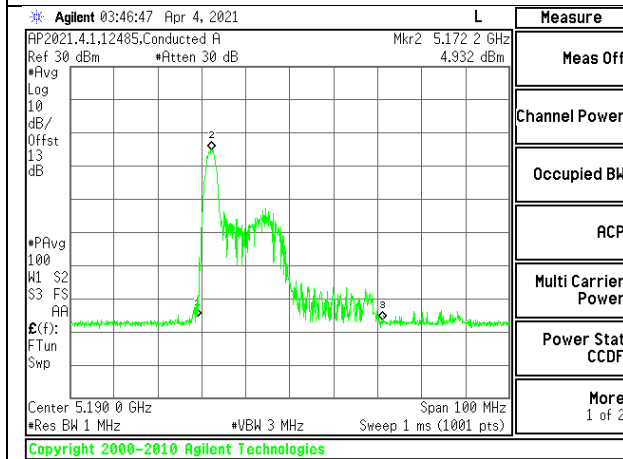
LOW



LOW CHANNEL Antenna 1

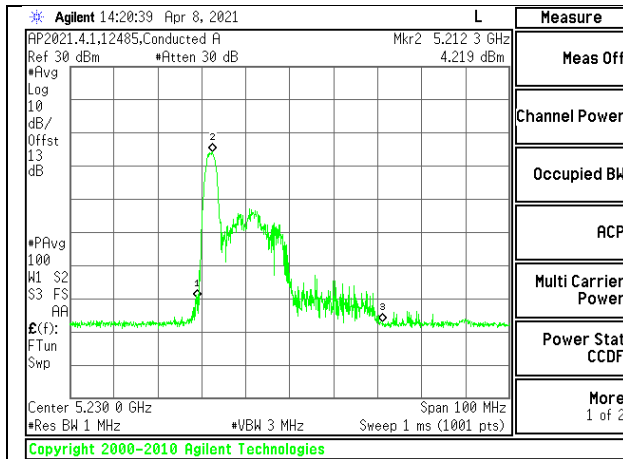


LOW CHANNEL Antenna 2

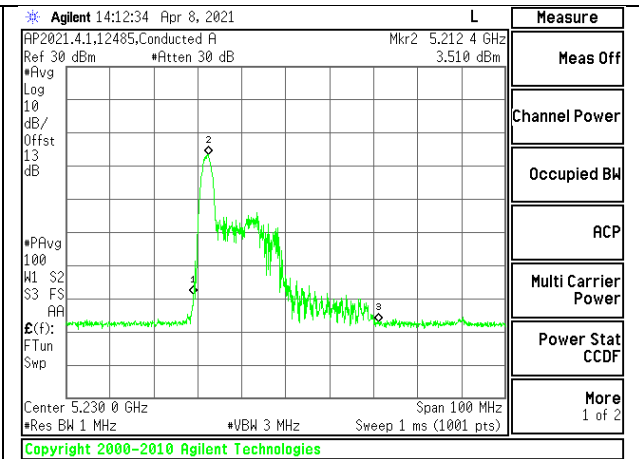


LOW CHANNEL Antenna 3

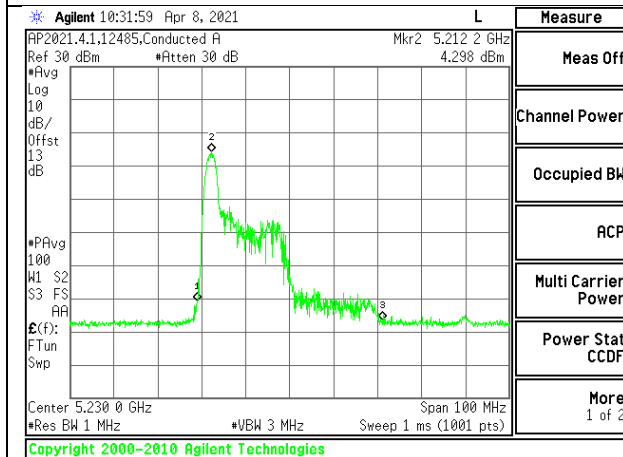
HIGH



HIGH CHANNEL Antenna 1



HIGH CHANNEL Antenna 2



HIGH CHANNEL Antenna 3

3TX Antenna 1 + Antenna 2 + Antenna 3 CDD OFDMA MODE: 26-Tones, RU Index 8

Test Engineer:	GA 12485
Test Date:	5/03/2021

Antenna Gain and Limits

Channel	Frequency (MHz)	Directional Gain for Power (dBi)	Directional Gain for PSD (dBi)	Power Limit (dBm)	PSD Limit (dBm/ 1MHz)
Low	5190	2.50	6.90	24.00	10.10
High	5230	2.50	6.90	24.00	10.10

Duty Cycle CF (dB)	0.13	Included in Calculations of Corr'd PSD
---------------------------	------	---

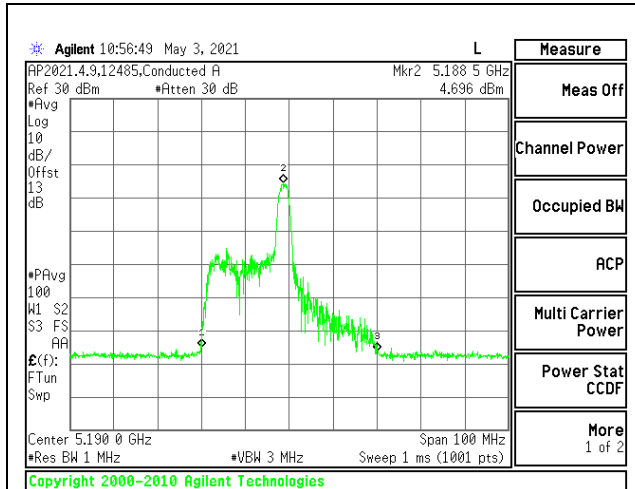
Output Power Results

Channel	Frequency (MHz)	Antenna 1 Meas Power (dBm)	Antenna 2 Meas Power (dBm)	Antenna 3 Meas Power (dBm)	Total Corr'd Power (dBm)	Power Limit (dBm)	Power Margin (dB)
Low	5190	6.72	6.74	6.86	11.54	24.00	-12.46
High	5230	7.00	6.37	6.55	11.42	24.00	-12.58

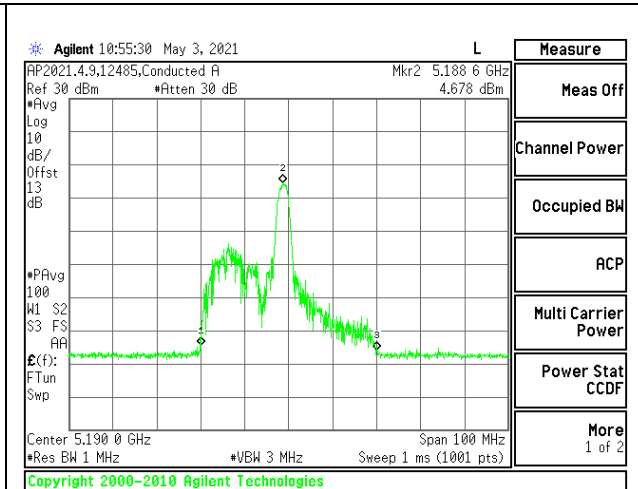
PSD Results

Channel	Frequency (MHz)	Antenna 1 Meas PSD (dBm/ 1MHz)	Antenna 2 Meas PSD (dBm/ 1MHz)	Antenna 3 Meas PSD (dBm/ 1MHz)	Total Corr'd PSD (dBm/ 1MHz)	PSD Limit (dBm/ 1MHz)	PSD Margin (dB)
Low	5190	4.70	4.68	4.56	9.55	10.10	-0.55
High	5230	4.50	4.63	5.04	9.63	10.10	-0.47

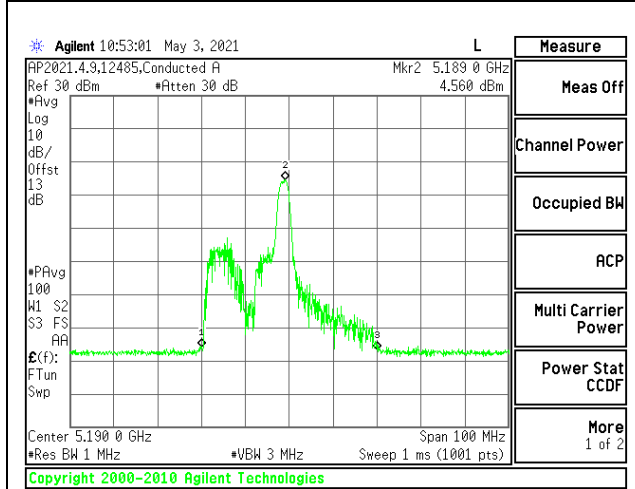
LOW



LOW CHANNEL Antenna 1

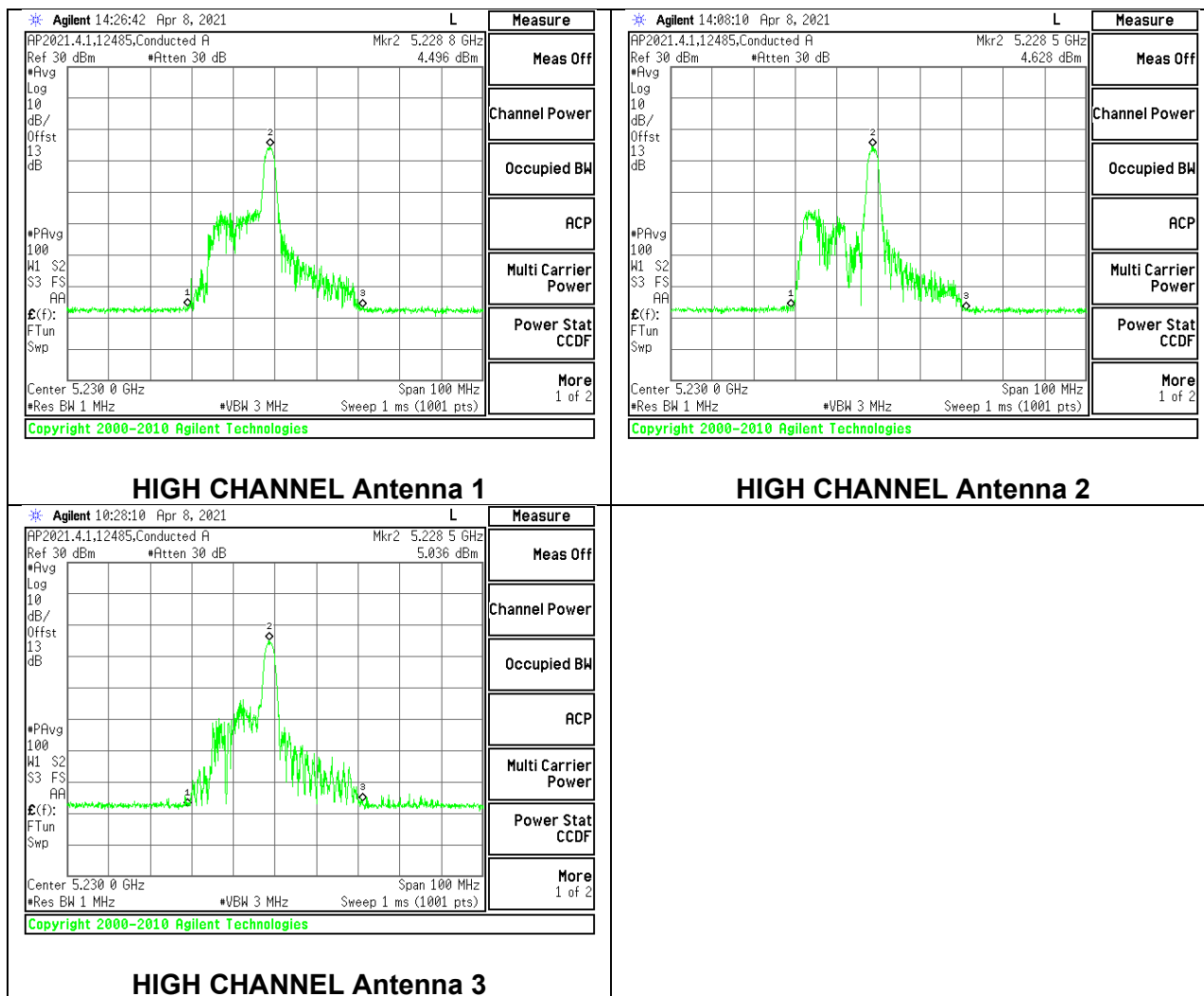


LOW CHANNEL Antenna 2



LOW CHANNEL Antenna 3

HIGH



3TX Antenna 1 + Antenna 2 + Antenna 3 CDD OFDMA MODE: 26-Tones, RU Index 17

Test Engineer:	GA 12485
Test Date:	4/29/2021

Antenna Gain and Limits

Channel	Frequency (MHz)	Directional Gain for Power (dBi)	Directional Gain for PSD (dBi)	Power Limit (dBm)	PSD Limit (dBm/ 1MHz)
Low	5190	2.50	6.90	24.00	10.10
High	5230	2.50	6.90	24.00	10.10

Duty Cycle CF (dB)	0.13	Included in Calculations of Corr'd PPSD
---------------------------	------	---

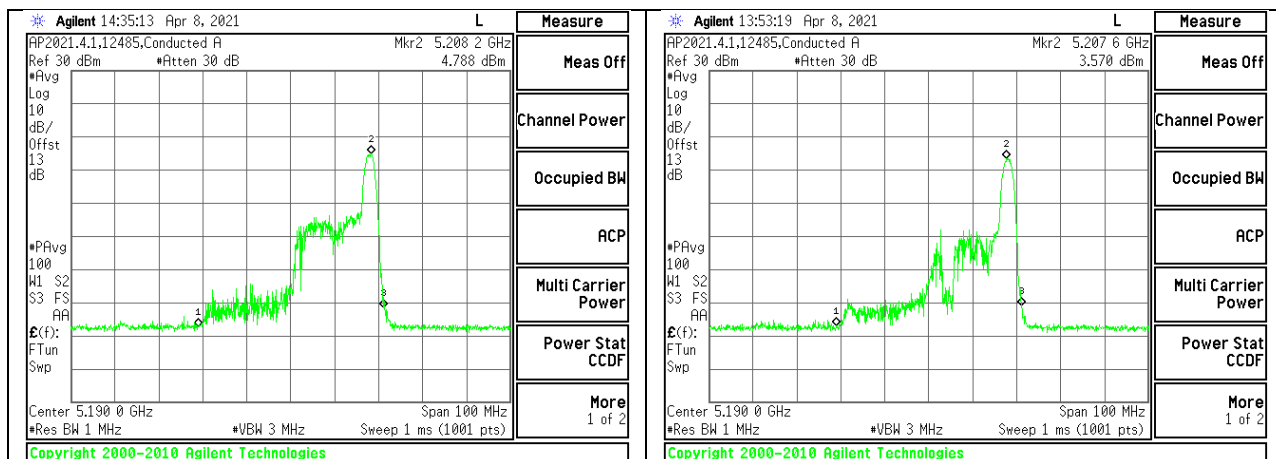
Output Power Results

Channel	Frequency (MHz)	Antenna 1 Meas Power (dBm)	Antenna 2 Meas Power (dBm)	Antenna 3 Meas Power (dBm)	Total Corr'd Power (dBm)	Power Limit (dBm)	Power Margin (dB)
Low	5190	5.98	5.27	6.01	10.54	24.00	-13.46
High	5230	6.82	5.88	6.53	11.20	24.00	-12.80

PSD Results

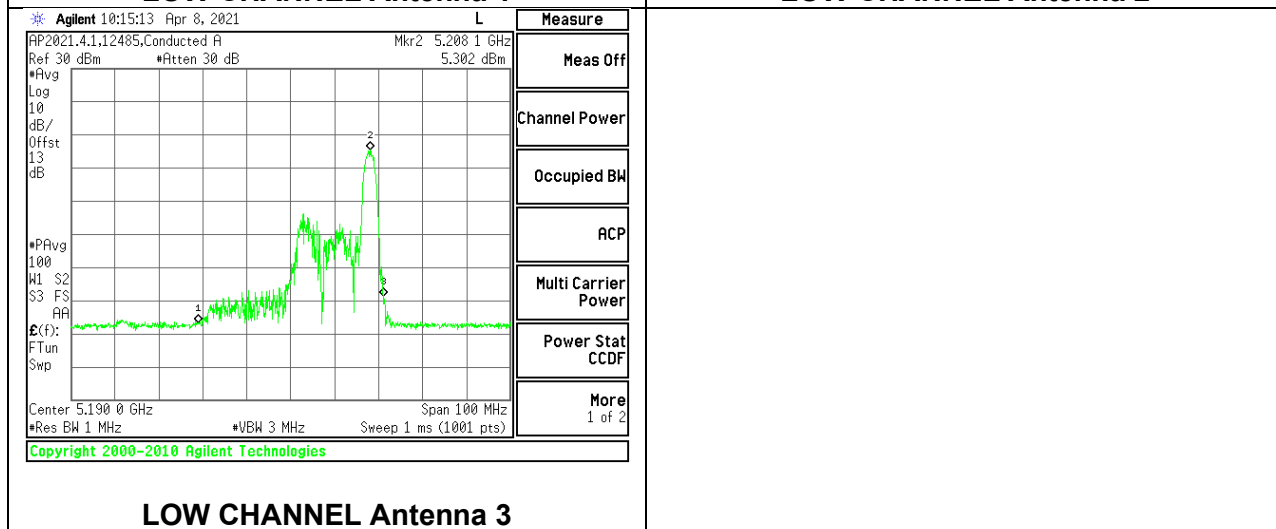
Channel	Frequency (MHz)	Antenna 1 Meas PSD (dBm/ 1MHz)	Antenna 2 Meas PSD (dBm/ 1MHz)	Antenna 3 Meas PSD (dBm/ 1MHz)	Total Corr'd PSD (dBm/ 1MHz)	PSD Limit (dBm/ 1MHz)	PSD Margin (dB)
Low	5190	4.79	3.57	5.30	9.51	10.10	-0.59
High	5230	4.19	4.01	4.82	9.25	10.10	-0.85

LOW



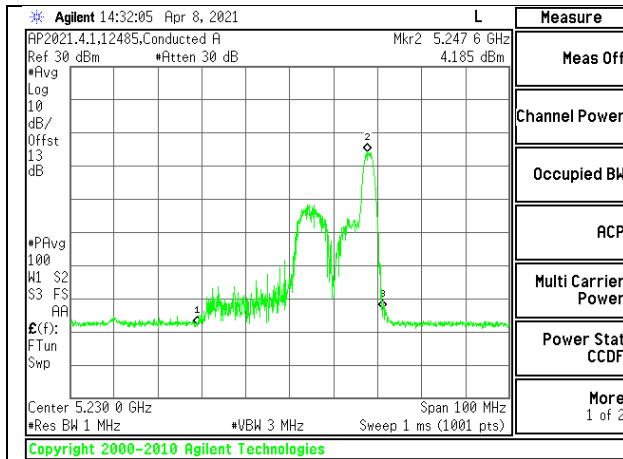
LOW CHANNEL Antenna 1

LOW CHANNEL Antenna 2

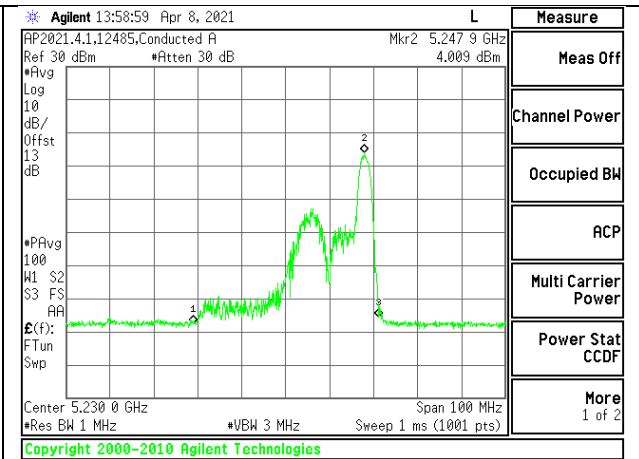


LOW CHANNEL Antenna 3

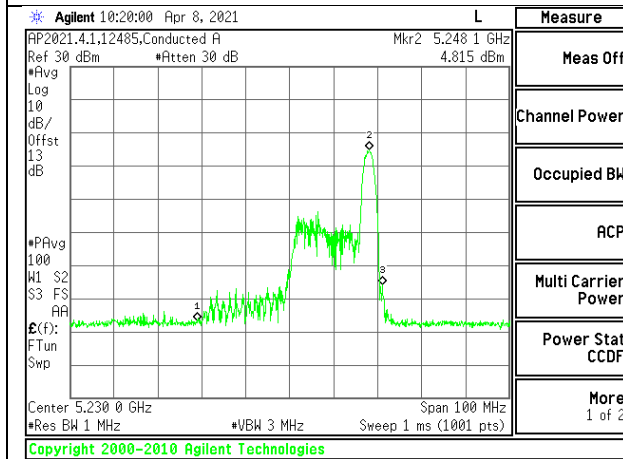
HIGH



HIGH CHANNEL Antenna 1



HIGH CHANNEL Antenna 2



HIGH CHANNEL Antenna 3

9.4.3. 802.11ax HE80 MODE 3TX IN THE 5.2GHz BAND (FCC)

3TX Antenna 1 + Antenna 2 + Antenna 3 CDD OFDMA MODE: 996-Tones, RU Index 67

Test Engineer:	GA 12485
Test Date:	4/29/2021

Antenna Gain and Limits

Channel	Frequency (MHz)	Uncorrelated Gain for Power (dBi)	Correlated Gain for PSD (dBi)	Power Limit (dBm)	PSD Limit (dBm/ 1MHz)
Mid	5210	2.50	6.90	24.00	10.10

Duty Cycle CF (dB)	0.13	Included in Calculations of Corr'd PSD
---------------------------	------	---

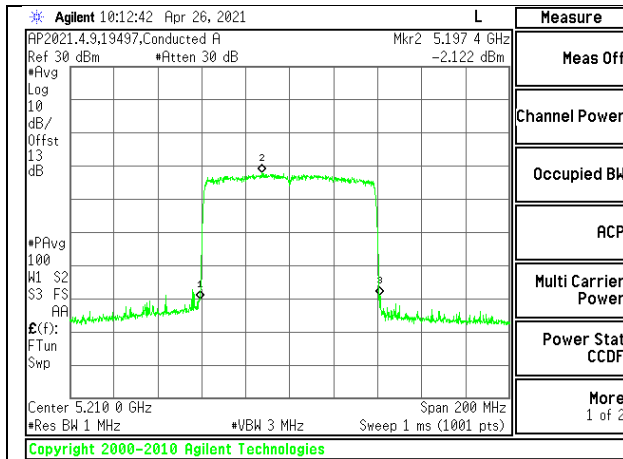
Output Power Results

Channel	Frequency (MHz)	Antenna 1 Meas Power (dBm)	Antenna 2 Meas Power (dBm)	Antenna 3 Meas Power (dBm)	Total Corr'd Power (dBm)	Power Limit (dBm)	Power Margin (dB)
Mid	5210	13.74	13.27	13.66	18.33	24.00	-5.67

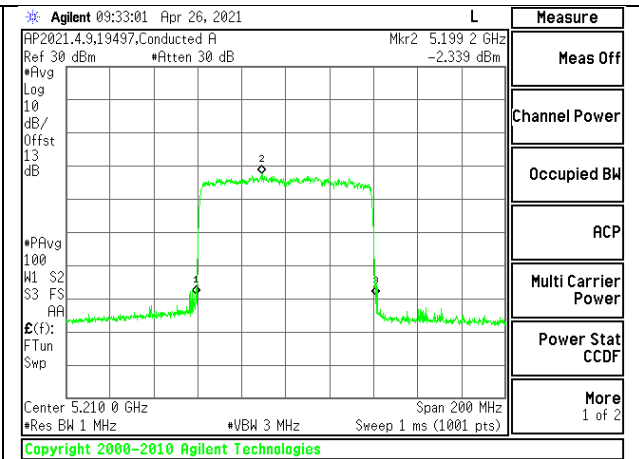
PSD Results

Channel	Frequency (MHz)	Antenna 1 Meas PSD (dBm/ 1MHz)	Antenna 2 Meas PSD (dBm/ 1MHz)	Antenna 3 Meas PSD (dBm/ 1MHz)	Total Corr'd PSD (dBm/ 1MHz)	PSD Limit (dBm/ 1MHz)	PSD Margin (dB)
Mid	5210	-2.12	-2.34	-2.05	2.73	10.10	-7.37

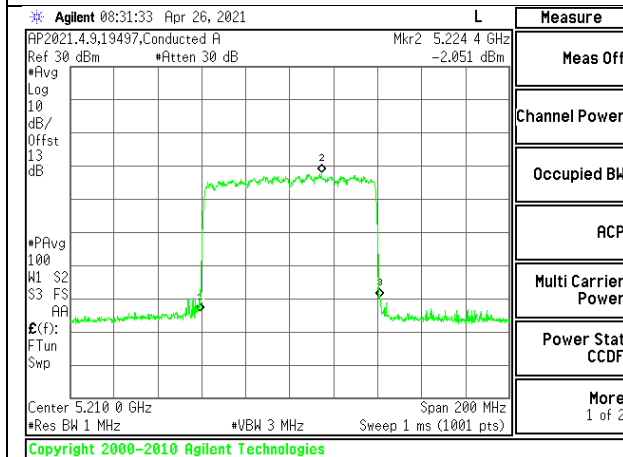
MID



MID CHANNEL Antenna 1



MID CHANNEL Antenna 2



MID CHANNEL Antenna 3

3TX Antenna 1 + Antenna 2 + Antenna 3 CDD OFDMA MODE: 26-Tones, RU Index 0

Test Engineer:	GA 12485
Test Date:	4/29/2021

Antenna Gain and Limits

Channel	Frequency (MHz)	Directional Gain for Power (dBi)	Directional Gain for PSD (dBi)	Power Limit (dBm)	PSD Limit (dBm/ 1MHz)
Mid	5210	2.50	6.90	24.00	10.10

Duty Cycle CF (dB)	0.13	Included in Calculations of Corr'd PSD
---------------------------	------	---

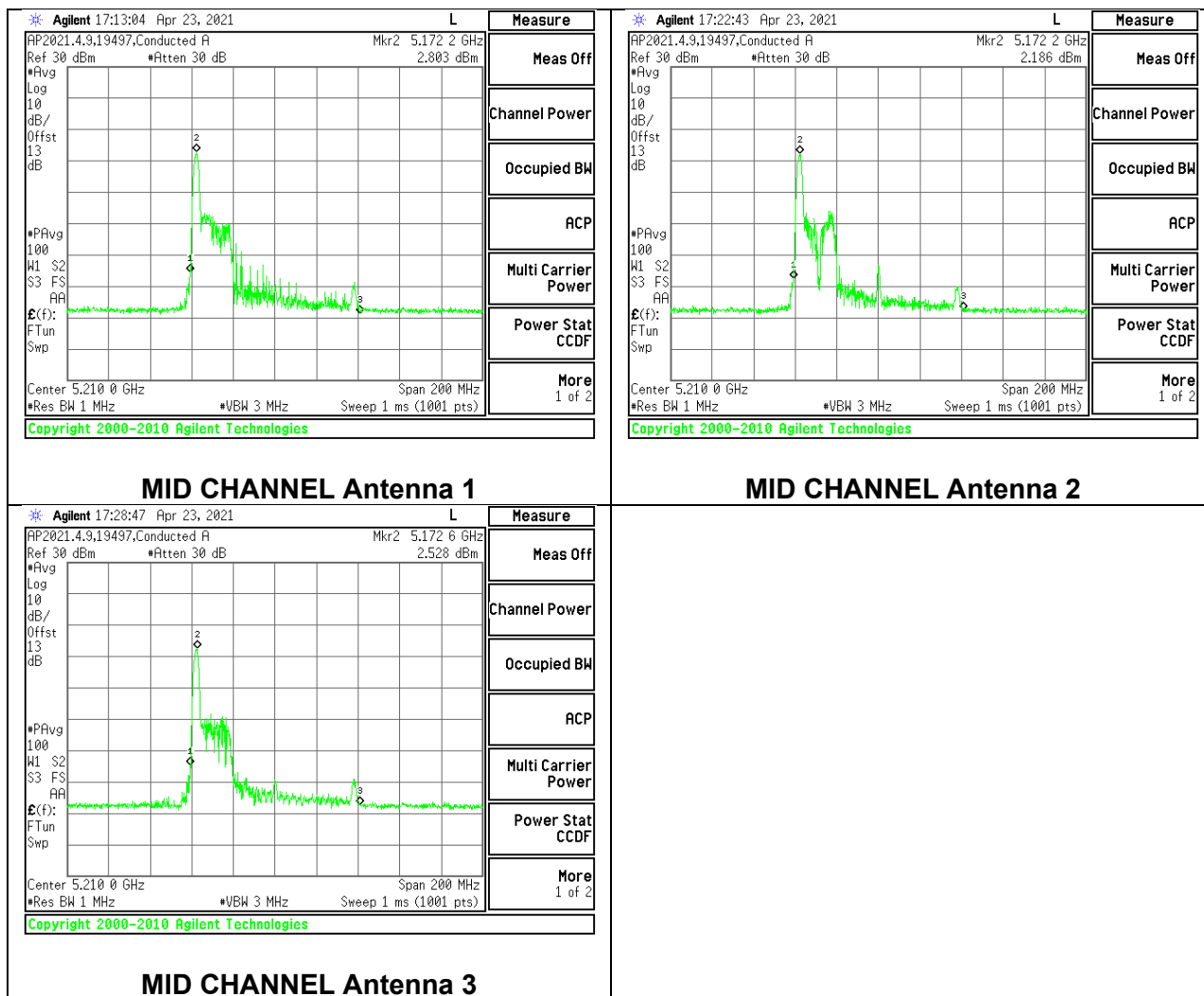
Output Power Results

Channel	Frequency (MHz)	Antenna 1 Meas Power (dBm)	Antenna 2 Meas Power (dBm)	Antenna 3 Meas Power (dBm)	Total Corr'd Power (dBm)	Power Limit (dBm)	Power Margin (dB)
Mid	5210	5.61	4.98	5.33	10.09	24.00	-13.91

PSD Results

Channel	Frequency (MHz)	Antenna 1 Meas PSD (dBm/ 1MHz)	Antenna 2 Meas PSD (dBm/ 1MHz)	Antenna 3 Meas PSD (dBm/ 1MHz)	Total Corr'd PSD (dBm/ 1MHz)	PSD Limit (dBm/ 1MHz)	PSD Margin (dB)
Mid	5210	2.80	2.19	2.53	7.41	10.10	-2.69

MID



3TX Antenna 1 + Antenna 2 + Antenna 3 CDD OFDMA MODE: 26-Tones, RU Index 18

Test Engineer:	GA 12485
Test Date:	4/29/2021

Antenna Gain and Limits

Channel	Frequency (MHz)	Directional Gain for Power (dBi)	Directional Gain for PSD (dBi)	Power Limit (dBm)	PSD Limit (dBm/ 1MHz)
Mid	5210	2.50	6.90	24.00	10.10

Duty Cycle CF (dB)	0.13	Included in Calculations of Corr'd PSD
---------------------------	------	---

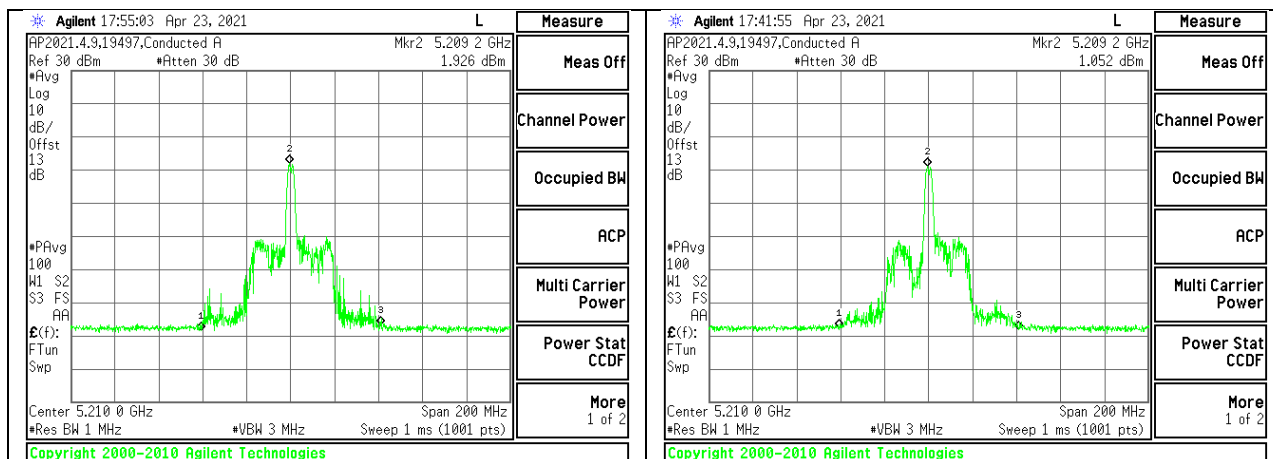
Output Power Results

Channel	Frequency (MHz)	Antenna 1 Meas Power (dBm)	Antenna 2 Meas Power (dBm)	Antenna 3 Meas Power (dBm)	Total Corr'd Power (dBm)	Power Limit (dBm)	Power Margin (dB)
Mid	5210	5.47	4.97	5.22	10.00	24.00	-14.00

PSD Results

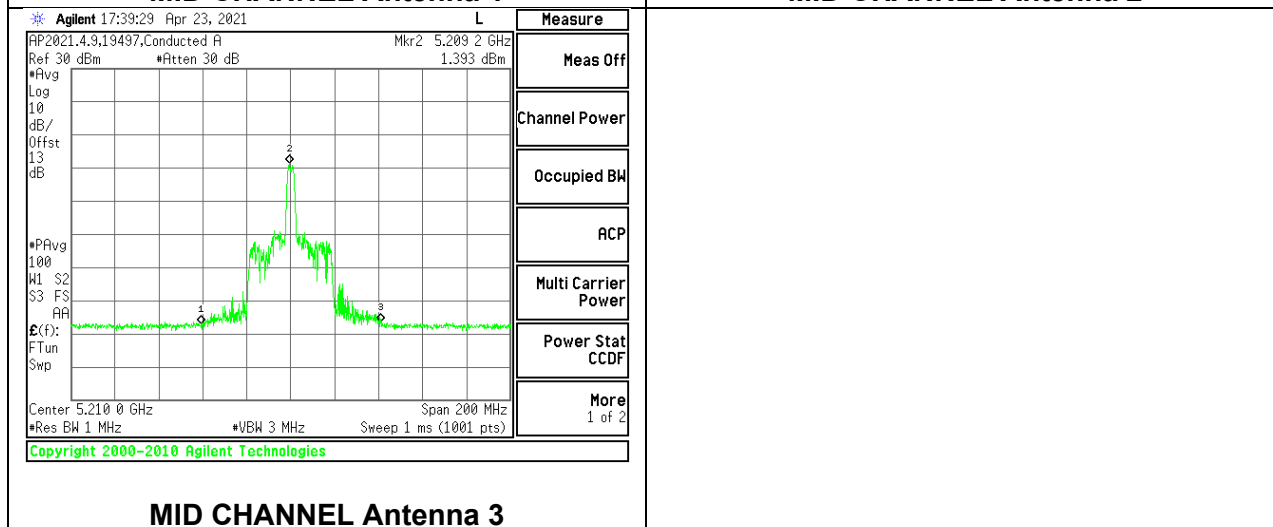
Channel	Frequency (MHz)	Antenna 1 Meas PSD (dBm/ 1MHz)	Antenna 2 Meas PSD (dBm/ 1MHz)	Antenna 3 Meas PSD (dBm/ 1MHz)	Total Corr'd PSD (dBm/ 1MHz)	PSD Limit (dBm/ 1MHz)	PSD Margin (dB)
Mid	5210	1.93	1.05	1.39	6.37	10.10	-3.73

MID



MID CHANNEL Antenna 1

MID CHANNEL Antenna 2



3TX Antenna 1 + Antenna 2 + Antenna 3 CDD OFDMA MODE: 26-Tones, RU Index 36

Test Engineer:	GA 12485
Test Date:	4/29/2021

Antenna Gain and Limits

Channel	Frequency (MHz)	Directional Gain for Power (dBi)	Directional Gain for PSD (dBi)	Power Limit (dBm)	PSD Limit (dBm/ 1MHz)
Mid	5210	2.50	6.90	24.00	10.10

Duty Cycle CF (dB)	0.13	Included in Calculations of Corr'd PSD
---------------------------	------	---

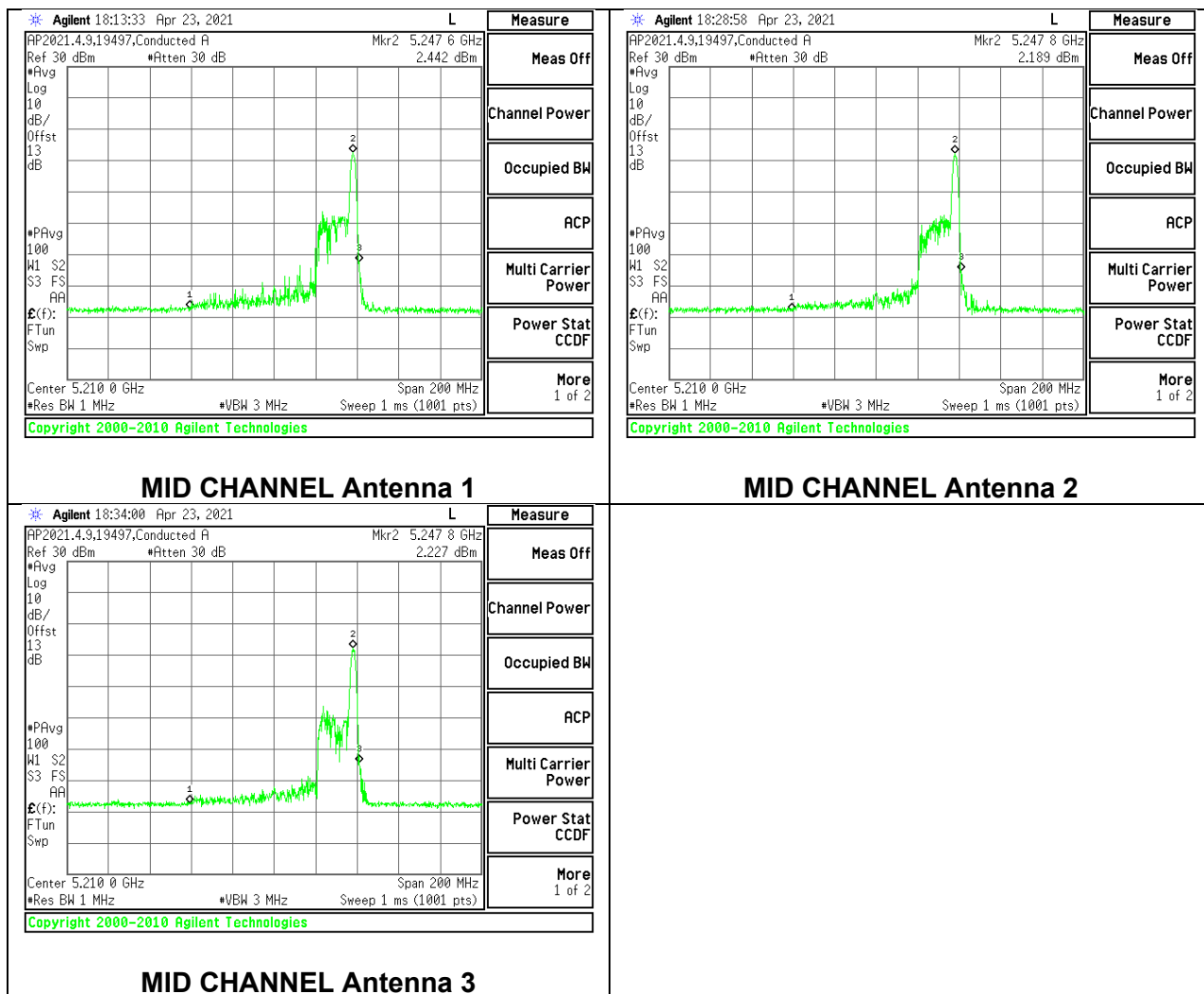
Output Power Results

Channel	Frequency (MHz)	Antenna 1 Meas Power (dBm)	Antenna 2 Meas Power (dBm)	Antenna 3 Meas Power (dBm)	Total Corr'd Power (dBm)	Power Limit (dBm)	Power Margin (dB)
Mid	5210	5.32	4.55	5.11	9.78	24.00	-14.22

PSD Results

Channel	Frequency (MHz)	Antenna 1 Meas PSD (dBm/ 1MHz)	Antenna 2 Meas PSD (dBm/ 1MHz)	Antenna 3 Meas PSD (dBm/ 1MHz)	Total Corr'd PSD (dBm/ 1MHz)	PSD Limit (dBm/ 1MHz)	PSD Margin (dB)
Mid	5210	2.44	2.19	2.23	7.19	10.10	-2.91

MID



9.4.4. 802.11ax HE20 MODE 3TX IN THE 5.3GHz BAND (FCC)

3TX Antenna 1 + Antenna 2 + Antenna 3 CDD OFDMA MODE: 242-Tones, RU Index 61

Test Engineer:	GA 12485
Test Date:	4/29/2021

Bandwidth, Antenna Gain, and Limits

Channel	Frequency (MHz)	Min 26 dB BW (MHz)	Uncorrelated Gain for Power (dBi)	Correlated Gain for PSD (dBi)	Power Limit (dBm)	PSD Limit (dBm/1MHz)
Low	5260	21.70	3.20	7.70	24.00	9.30
Mid	5300	21.75	3.20	7.70	24.00	9.30
High	5320	21.70	3.20	7.70	24.00	9.30

Duty Cycle CF (dB)	0.13	Included in Calculations of Corr'd PSD
--------------------	------	--

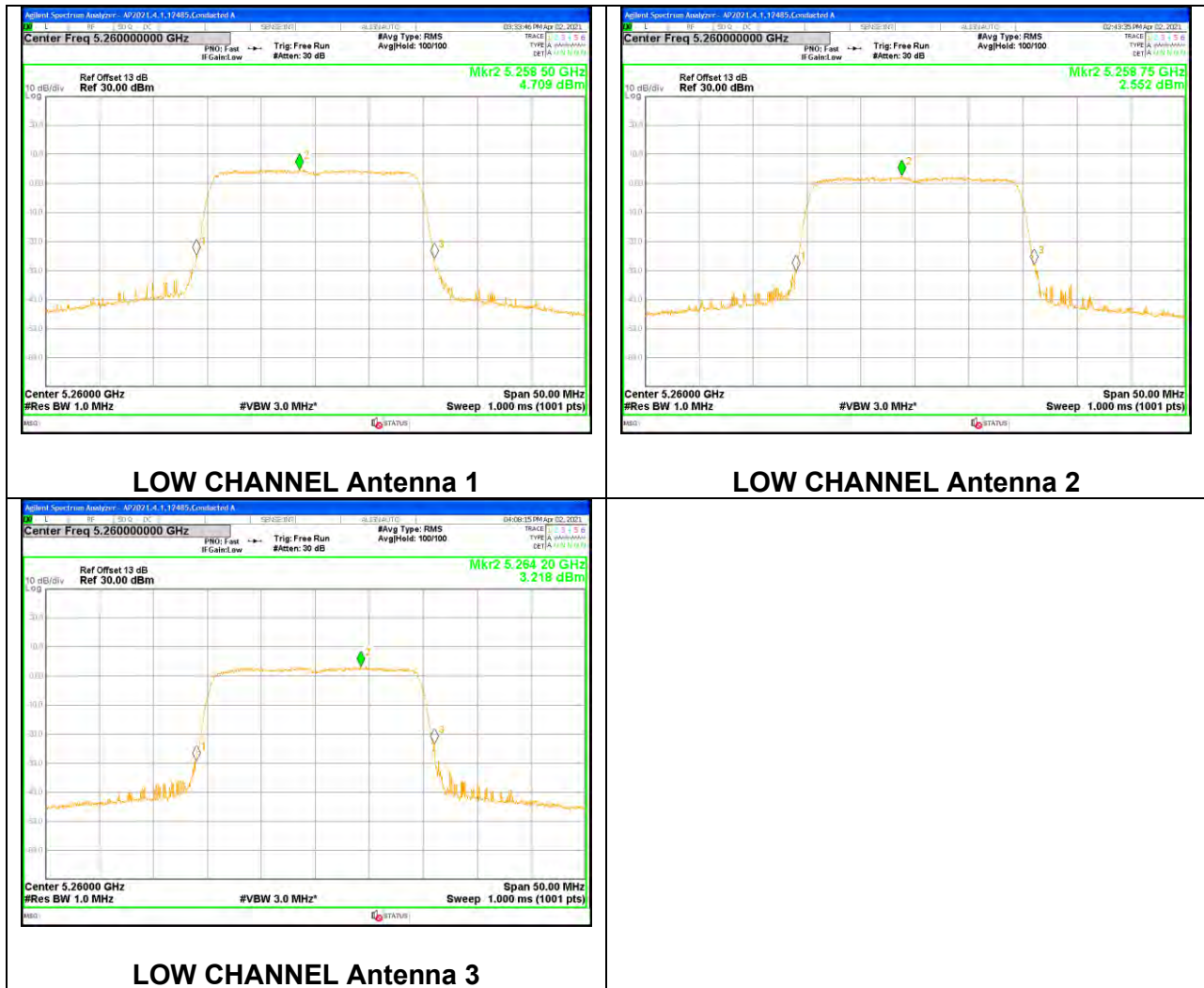
Output Power Results

Channel	Frequency (MHz)	Antenna 1 Meas Power (dBm)	Antenna 2 Meas Power (dBm)	Antenna 3 Meas Power (dBm)	Total Corr'd Power (dBm)	Power Limit (dBm)	Power Margin (dB)
Low	5260	15.48	15.36	15.36	20.17	24.00	-3.83
Mid	5300	15.06	14.60	15.94	20.01	24.00	-3.99
High	5320	14.52	14.07	14.76	19.23	24.00	-4.77

PSD Results

Channel	Frequency (MHz)	Antenna 1 Meas PSD (dBm/1MHz)	Antenna 2 Meas PSD (dBm/1MHz)	Antenna 3 Meas PSD (dBm/1MHz)	Total Corr'd PSD (dBm/1MHz)	PSD Limit (dBm/1MHz)	PSD Margin (dB)
Low	5260	4.71	2.55	3.22	8.49	9.30	-0.81
Mid	5300	4.50	2.21	2.46	8.08	9.30	-1.22
High	5320	4.36	2.18	2.37	7.99	9.30	-1.31

LOW



LOW CHANNEL Antenna 1

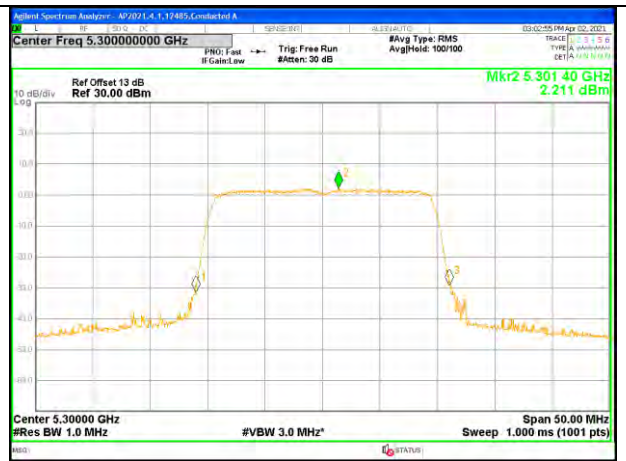
LOW CHANNEL Antenna 2

LOW CHANNEL Antenna 3

MID



MID CHANNEL Antenna 1



MID CHANNEL Antenna 2

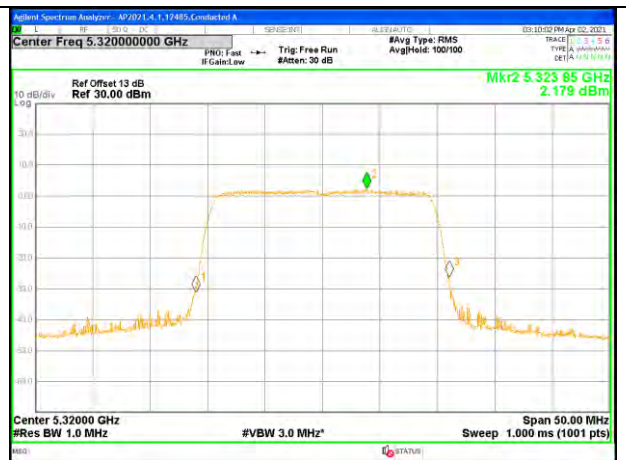


MID CHANNEL Antenna 3

HIGH



HIGH CHANNEL Antenna 1



HIGH CHANNEL Antenna 2



HIGH CHANNEL Antenna 3