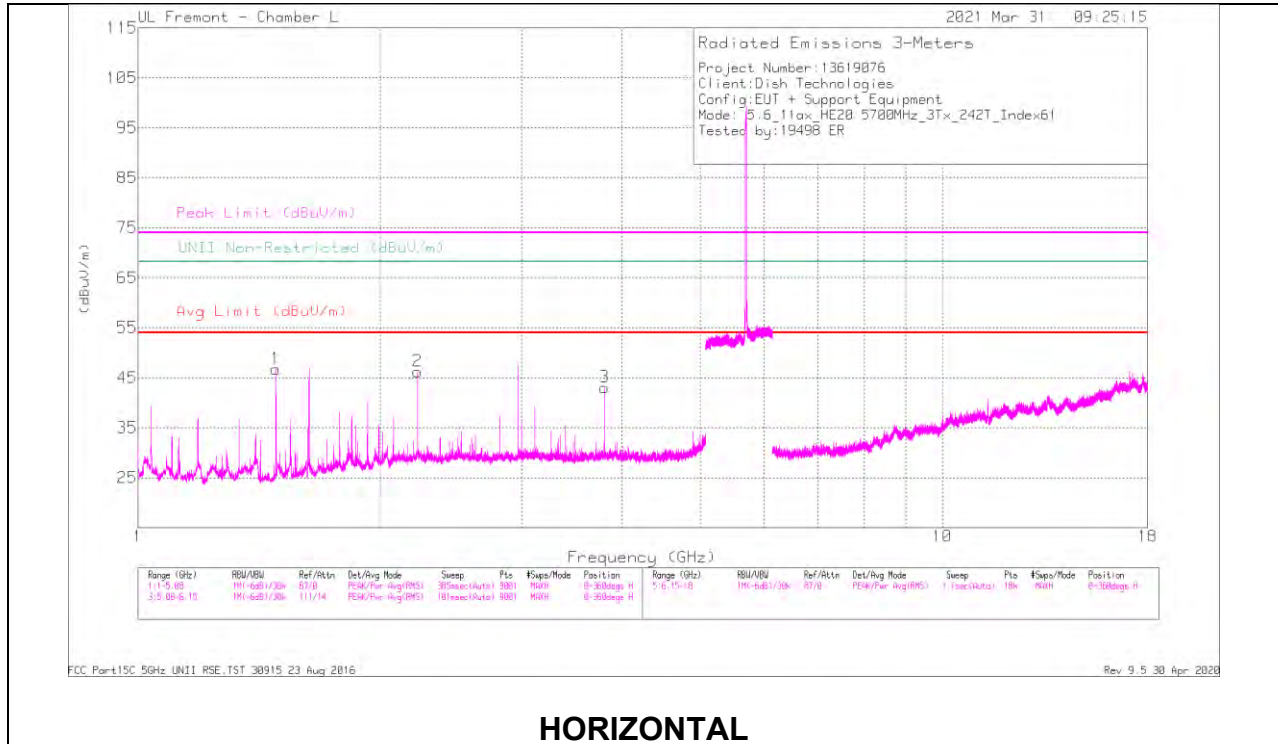
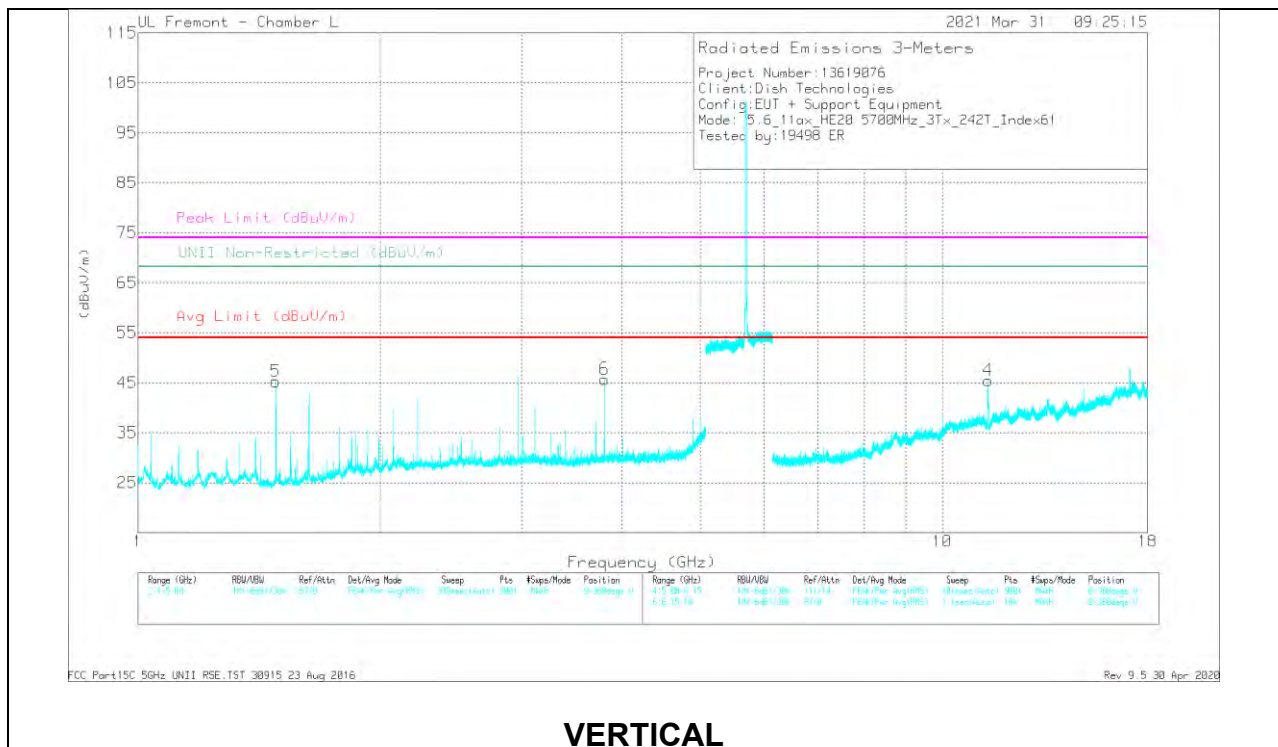


**HIGH**



**HORIZONTAL**



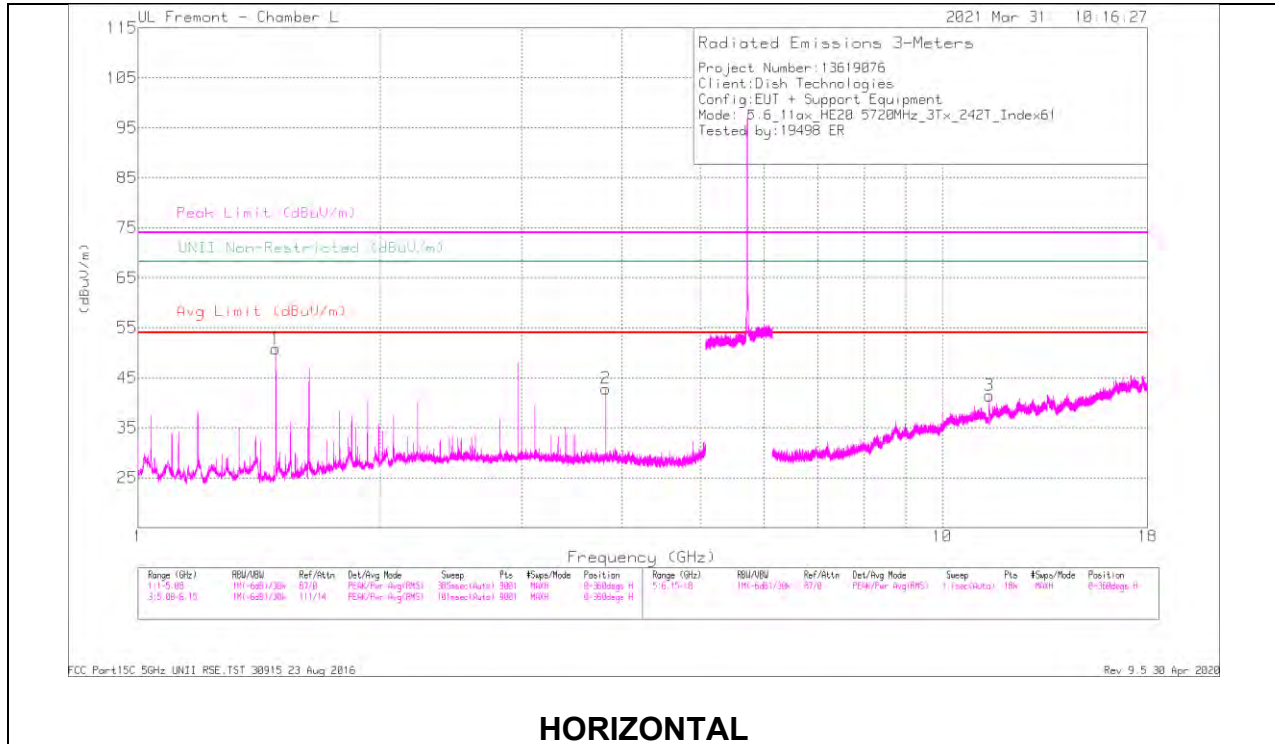
**VERTICAL**

RADIATED EMISSIONS

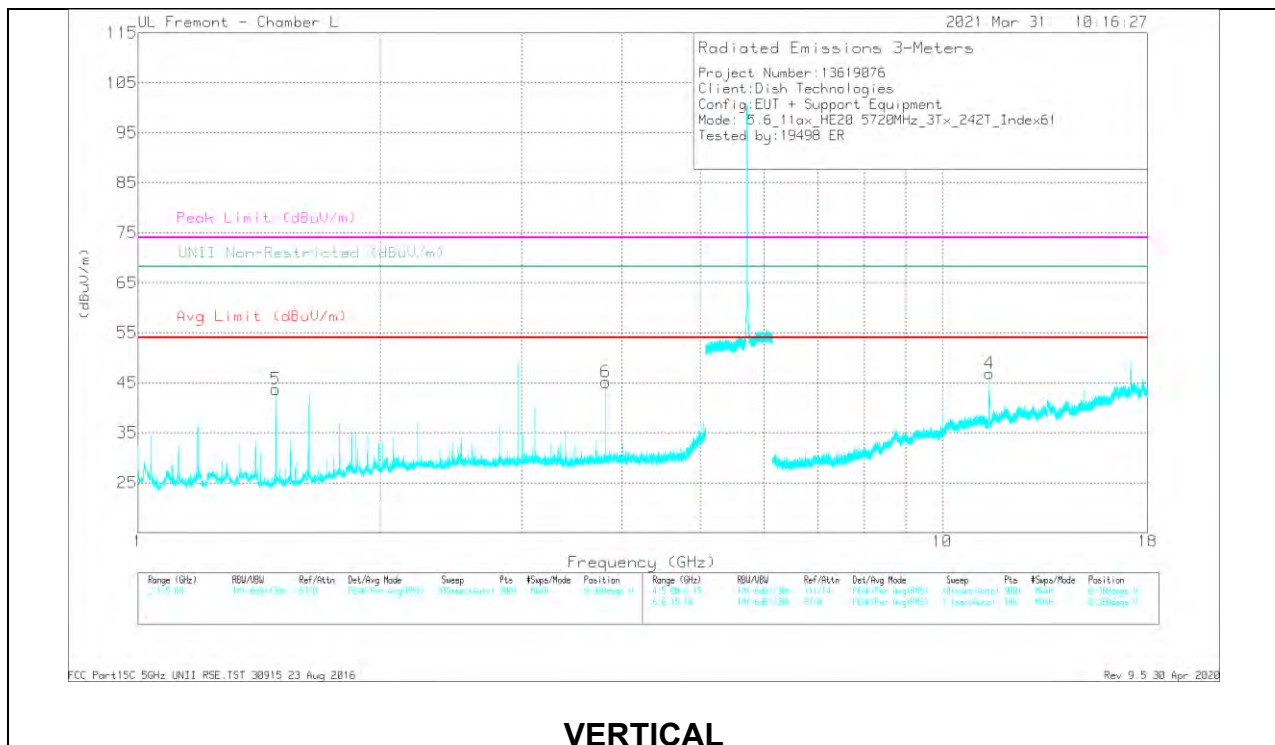
Marker	Frequency (GHz)	Meas Reading (dBuV)	Det	AF 344 (dBm)	AmpCst(Filt)Pad (dB)	DC Corr (dB)	Corrected Reading (dBuV/m)	Avg Limit (dBuV/m)	Margin (dB)	Peak Limit (dBuV/m)	PK Margin (dB)	UNI Non-Restricted (dBuV/m)	PK Margin (dB)	Altitude (Feet)	Height (feet)	Polarity
1	* 1.48351	59.58	PK-U	28.2	-32.8	0	54.98	-	-	74	-19.02	-	-	259	121	H
	* 1.48351	51.45	ADR	28.2	-32.8	13	46.98	54	-7.02	-	-	-	-	259	121	H
2	* 2.22535	47.82	PK-U	31.7	-31.3	0	48.22	-	-	74	-25.78	-	-	195	150	H
	* 2.22526	35.23	ADR	31.7	-31.3	13	35.76	54	-18.24	-	-	-	-	195	150	H
3	* 3.8	42.3	PK-U	33.6	-29.1	0	43.8	-	-	74	-27.2	-	-	114	113	H
	* 3.80004	39.02	ADR	33.6	-29.1	13	43.65	54	-10.35	-	-	-	-	114	113	H
5	* 1.4835	51.36	PK-U	28.2	-32.8	0	46.76	-	-	74	-27.24	-	-	203	116	V
	* 1.48351	42.08	ADR	28.2	-32.8	13	37.61	54	-16.39	-	-	-	-	203	116	V
6	* 3.75599	42.07	PK-U	33.6	-29.1	0	43.23	-	-	74	-26.63	-	-	196	101	V
	* 3.80004	40.03	ADR	33.6	-29.1	13	44.66	54	-3.34	-	-	-	-	196	101	V
4	* 11.39533	37.04	PK-U	38	-19.2	0	55.84	-	-	74	-18.16	-	-	29	113	V
	* 11.39996	25.63	ADR	38.1	-19.3	13	44.56	54	-9.44	-	-	-	-	29	113	V

\* - indicates frequency in CFR47 Pt 15 / IC RSS-Restricted Band  
 PK-U - U-NII: Maximum Peak  
 ADR - U-NII AD primary method, RMS average

**CHANNEL 144**



**HORIZONTAL**



**VERTICAL**

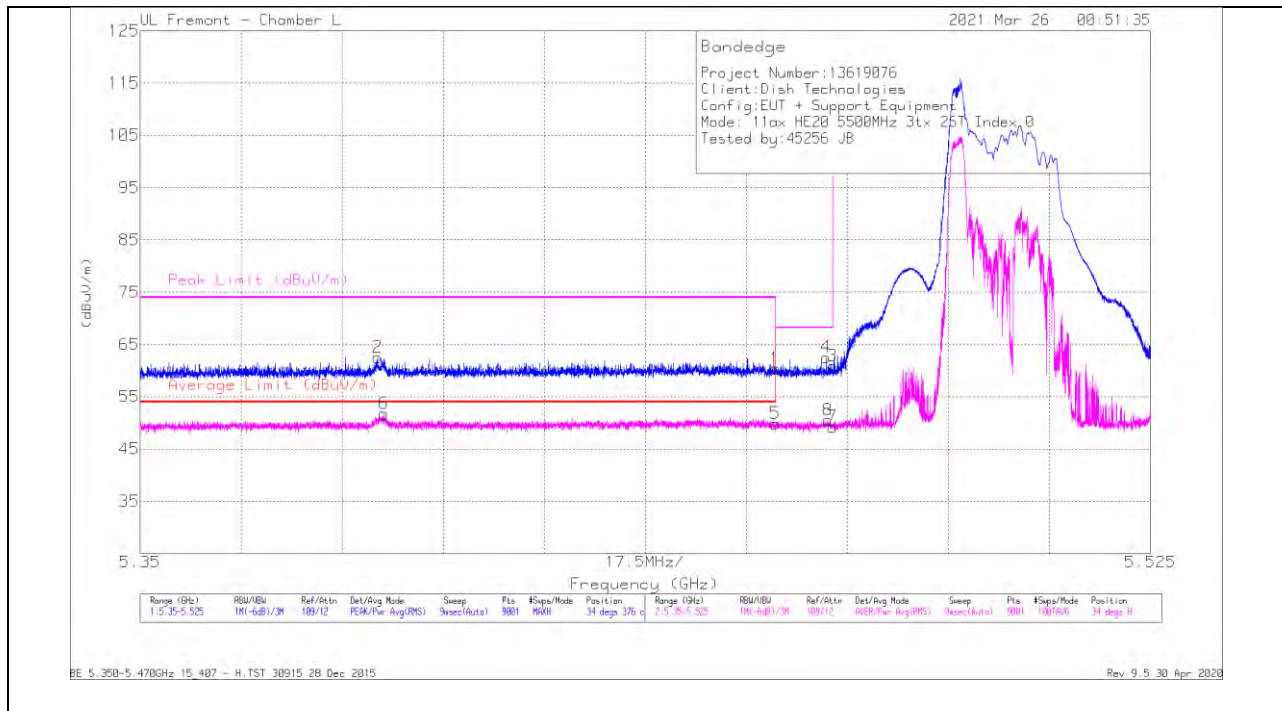
RADIATED EMISSIONS

Marker	Frequency (GHz)	Motor Reading (dBuV)	Det	AF 344 (dBm)	AmpCst(Filt)Pad (dB)	DC Corr (dB)	Corrected Reading (dBuV/m)	Avg Limit (dBuV/m)	Margin (dB)	Peak Limit (dBuV/m)	PK Margin (dB)	UNI Non-Restricted (dBuV/m)	PK Margin (dB)	Admth (Days)	Height (m)	Polarity
1	* 1.48351	59.89	PK-U	28.2	-32.8	0	55.29	-	-	74	-18.71	-	-	259	114	H
	* 1.48351	50.97	ADR	28.2	-32.8	13	46.5	54	-7.5	-	-	-	-	259	114	H
2	* 3.81337	39.88	PK-U	33.6	-29	0	44.48	-	-	74	-29.52	-	-	113	101	H
	* 3.81337	37.18	ADR	33.6	-29	13	41.91	54	-12.09	-	-	-	-	113	101	H
5	* 1.48352	54.71	PK-U	28.2	-32.8	0	50.11	-	-	74	-23.89	-	-	227	197	V
	* 1.48351	46.19	ADR	28.2	-32.8	13	41.72	54	-12.28	-	-	-	-	227	197	V
6	* 3.81335	42.7	PK-U	33.6	-29	0	47.3	-	-	74	-26.7	-	-	306	125	V
	* 3.81336	40.15	ADR	33.6	-29	13	44.88	54	-9.12	-	-	-	-	306	125	V
3	* 11.43864	32.74	PK-U	38.1	-19.7	0	51.14	-	-	74	-22.86	-	-	128	104	H
	* 11.43862	21.43	ADR	38.1	-19.7	13	39.96	54	-14.04	-	-	-	-	128	104	H
4	* 11.43833	38.62	PK-U	38	-19.7	0	56.92	-	-	74	-17.08	-	-	33	103	V
	* 11.44033	27.17	ADR	38.1	-19.7	13	45.7	54	-8.3	-	-	-	-	33	103	V

\* - indicates frequency in CFR47 Pt 15 / IC RSS-Restricted Band  
 PK-U - U-NII: Maximum Peak  
 ADR - U-NII AD primary method, RMS average

**3TX Antenna 1 + Antenna 2 + Anetna 3 OFDMA MODE: 26-Tones, RU Index 0  
 BANDEDGE (LOW CHANNEL)**

**HORIZONTAL RESULT**

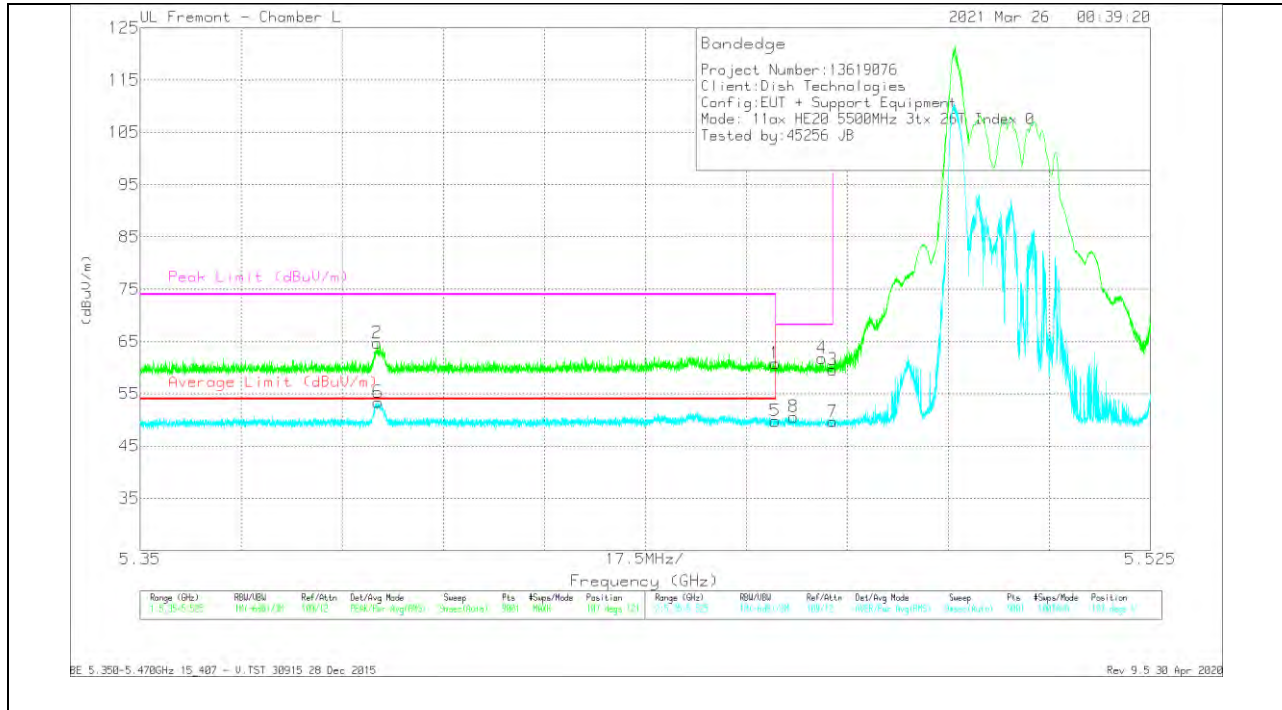


**TRACE MARKER**

Marker	Frequency (GHz)	Meter Reading (dBuV)	Det	AF 344 (dBm)	Amp/CbW/Filt/Pad (dB)	DC Corr (dB)	Corrected Reading (dBuV/m)	Average Limit (dBuV/m)	Margin (dB)	Peak Limit (dBuV/m)	PK Margin (dB)	Azimuth (Degs)	Height (cm)	Polarity
1	* 5.45999	33.09	Pk	34.6	-7.3	0	60.39	-	-	74	-13.61	34	376	H
2	* 5.39118	35.33	Pk	34.4	-7.2	0	62.53	-	-	74	-11.47	34	376	H
3	5.46999	33.61	Pk	34.6	-7.3	0	60.91	-	-	68.2	-7.29	34	376	H
4	5.4688	35.25	Pk	34.6	-7.3	0	62.55	-	-	68.2	-5.65	34	376	H
5	* 5.45999	22.2	RMS	34.6	-7.3	-13	49.63	54	-4.37	-	-	34	376	H
6	* 5.39217	24.16	RMS	34.4	-7.2	-13	51.49	54	-2.51	-	-	34	376	H
7	5.46999	21.63	RMS	34.6	-7.3	-13	49.06	-	-	-	-	34	376	H
8	5.46913	22.86	RMS	34.6	-7.3	-13	50.29	-	-	-	-	34	376	H

\* - indicates frequency in CFR47 Pt 15 / IC RSS-Restricted Band  
 Pk - Peak detector  
 RMS - RMS detection

**VERTICAL RESULT**



**TRACE MARKER**

Marker	Frequency (GHz)	Meter Reading (dBuV)	Det	AF 344 (dBm)	Amp/Cbl/Filtr/Pad (dB)	DC Corr (dB)	Corrected Reading (dBuV/m)	Average Limit (dBuV/m)	Margin (dB)	Peak Limit (dBuV/m)	PK Margin (dB)	Azimuth (Degs)	Height (cm)	Polarity
1	* 5.45999	33.52	Pk	34.6	-7.3	0	60.82	-	-	74	-13.18	107	121	V
2	* 5.39105	37.54	Pk	34.4	-7.2	0	64.74	-	-	74	-9.26	107	121	V
3	5.46999	32.29	Pk	34.6	-7.3	0	59.59	-	-	68.2	-8.61	107	121	V
4	5.46804	34.48	Pk	34.6	-7.3	0	61.78	-	-	68.2	-6.42	107	121	V
5	* 5.45999	22.11	RMS	34.6	-7.3	-13	49.54	54	-4.46	-	-	107	121	V
6	* 5.3912	25.81	RMS	34.4	-7.2	-13	53.14	54	-0.86	-	-	107	121	V
7	5.46999	22.04	RMS	34.6	-7.3	-13	49.47	-	-	-	-	107	121	V
8	5.46314	23.02	RMS	34.5	-7.3	-13	50.35	-	-	-	-	107	121	V

\* - indicates frequency in CFR47 Pt 15 / IC RSS-Restricted Band

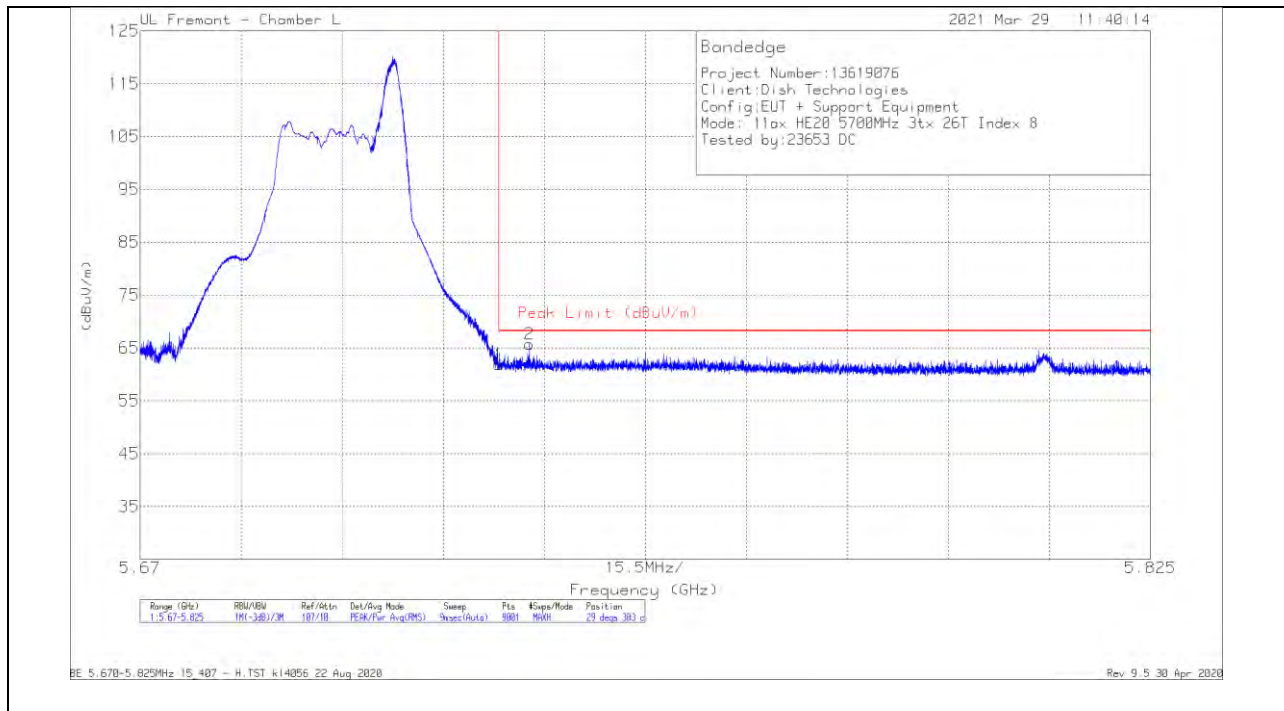
Pk - Peak detector

RMS - RMS detection



**3TX Antenna 1 + Antenna 2 + Antenna 3 OFDMA MODE: 26-Tones, RU Index 8  
 BANDEDGE (HIGH CHANNEL)**

**HORIZONTAL RESULT**

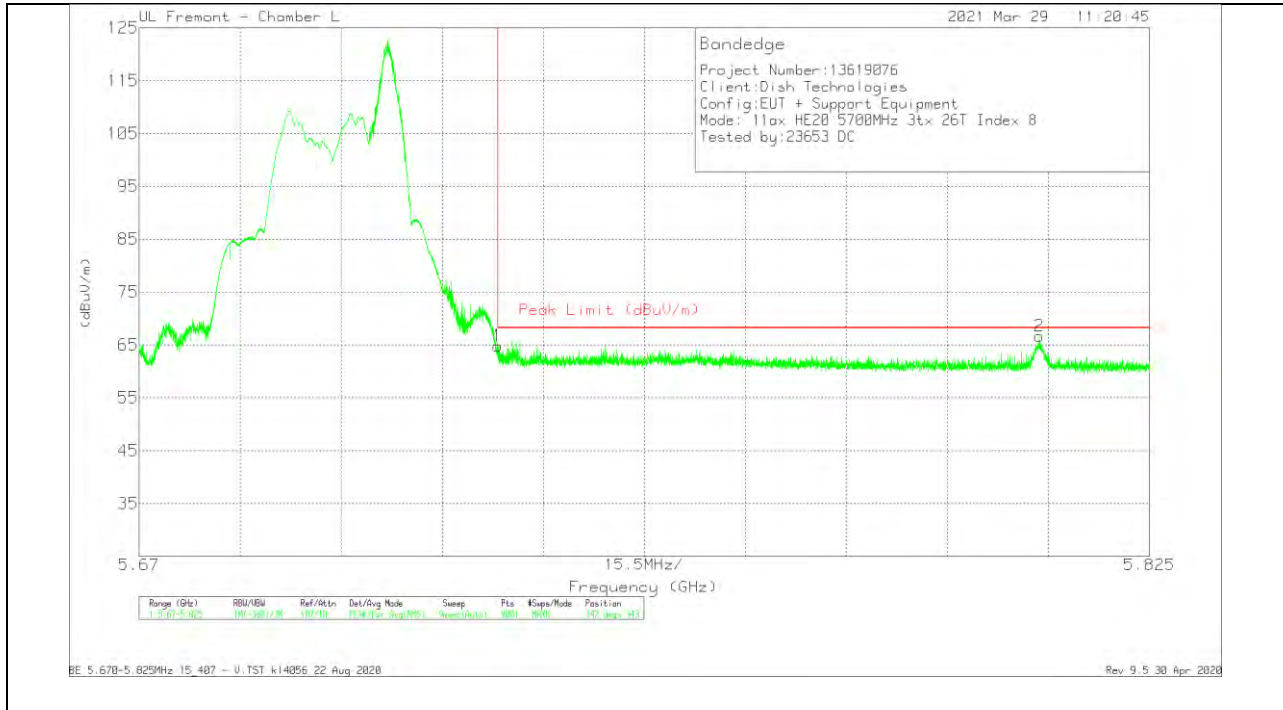


**TRACE MARKER**

Marker	Frequency (GHz)	Meter Reading (dBuV)	Det	AF 344 (dB/m)	Amp/Cbl/Filtr/Pad (dB)	Corrected Reading (dBuV/m)	Peak Limit (dBuV/m)	PK Margin (dB)	Azimuth (Degs)	Height (cm)	Polarity
1	5.72501	33.94	Pk	34.7	-6.8	61.84	68.2	-6.36	29	383	H
2	5.72971	37.68	Pk	34.7	-6.7	65.68	68.2	-2.52	29	383	H

Pk - Peak detector

**VERTICAL RESULT**



**TRACE MARKER**

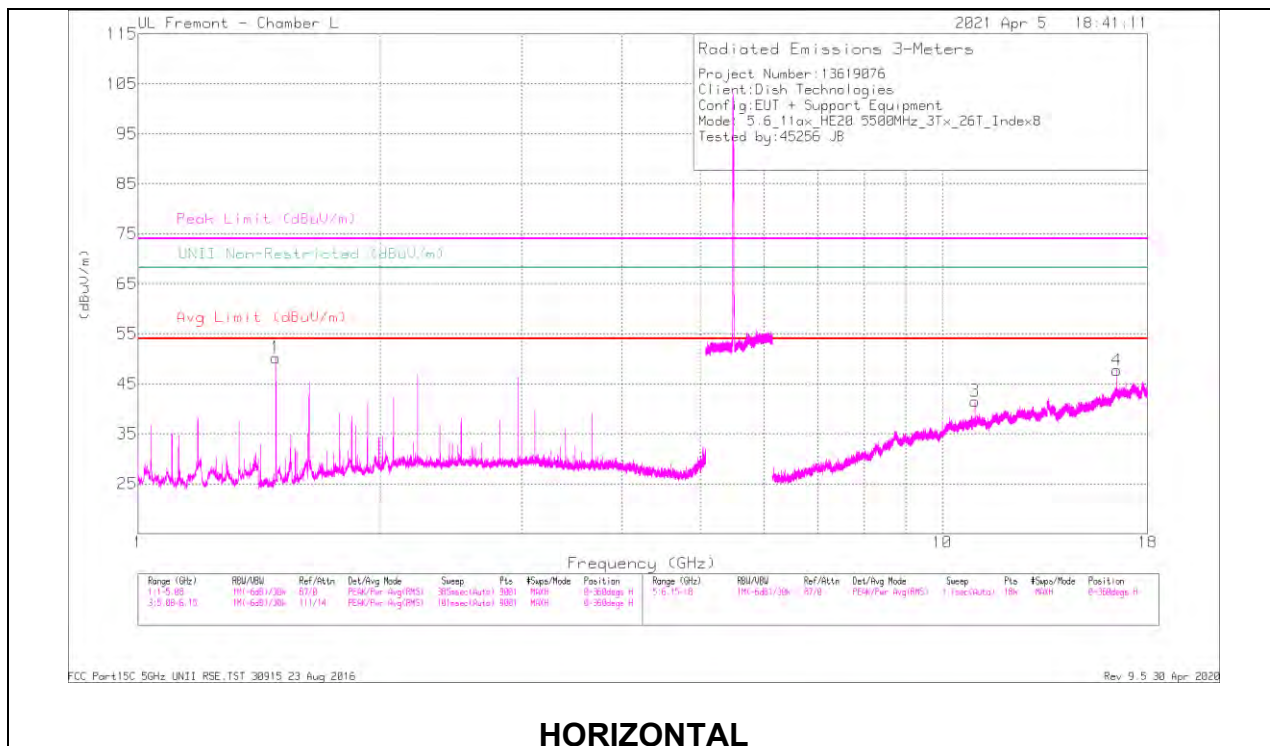
Marker	Frequency (GHz)	Meter Reading (dBuV)	Det	AF 344 (dB/m)	Amp/Cbl/Fitr/Pad (dB)	DC Corr (dB)	Corrected Reading (dBuV/m)	Peak Limit (dBuV/m)	PK Margin (dB)	Azimuth (Degs)	Height (cm)	Polarity
1	5.72501	36.86	Pk	34.7	-6.8	0	64.76	68.2	-3.44	342	343	V
2	5.8081	38.37	Pk	35	-6.7	0	66.67	68.2	-1.53	342	343	V

Pk - Peak detector

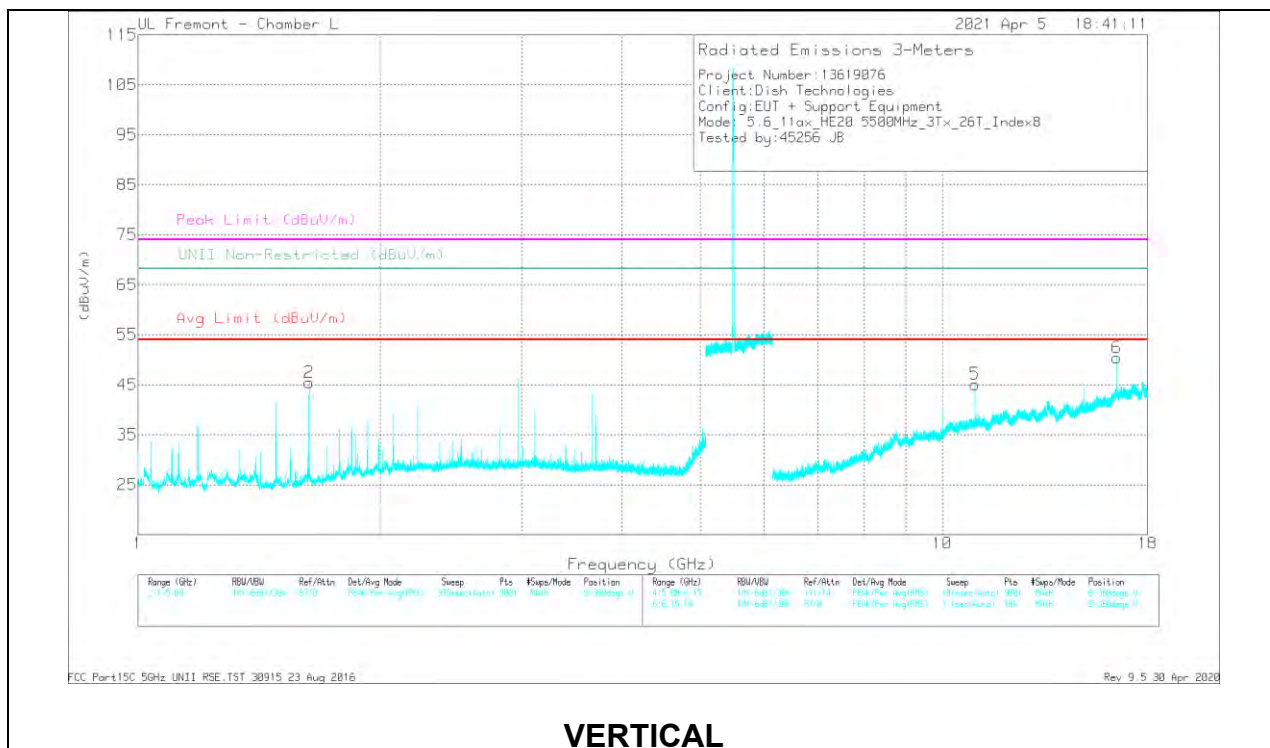


# HARMONICS AND SPURIOUS EMISSIONS

## LOW



## HORIZONTAL



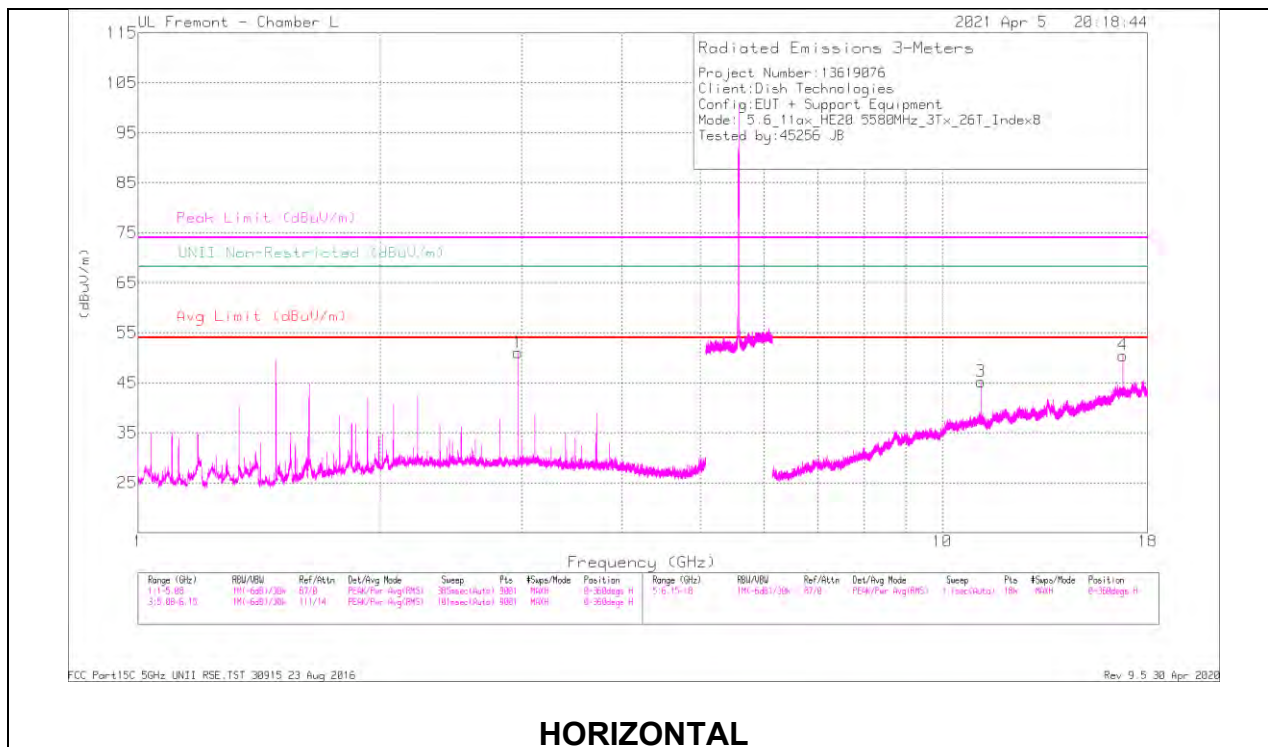
## VERTICAL

RADIATED EMISSIONS

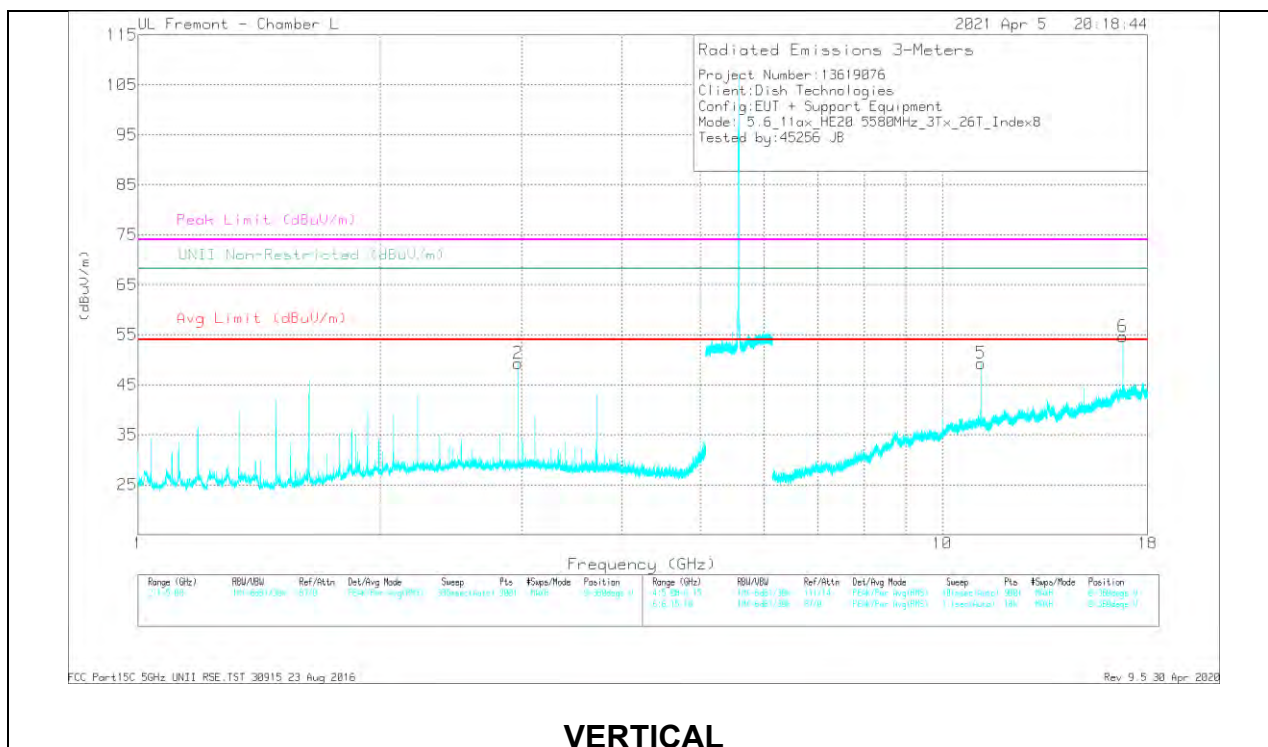
Marker	Frequency (GHz)	Meas Reading (dBuV)	Det	AF 344 (dBm)	AmpCstFiltPsd (dB)	DC Corr (dB)	Corrected Reading (dBuV/m)	Avg Limit (dBuV/m)	Margin (dB)	Peak Limit (dBuV/m)	PK Margin (dB)	UNI Non-Restricted (dBuV/m)	PK Margin (dB)	Altitude (Feet)	Height (feet)	Polarity
1	* 1.4835	58.65	PK-U	28.2	-32.8	0	53.95	-	-	74	-20.04	-	-	266	190	H
	* 1.48351	49.89	ADR	28.2	-32.8	13	45.42	54	-8.58	-	-	-	-	266	190	H
2	1.63188	51.65	PK-U	28.4	-32.9	0	47.16	-	-	-	-	68.2	-21.04	221	101	V
	* 10.98319	30.68	PK-U	38	-19.6	0	49.08	-	-	74	-24.92	-	-	132	139	H
3	* 10.98233	17.49	ADR	38	-19.7	13	35.89	54	-18.11	-	-	-	-	132	139	H
4	16.4747	37.17	PK-U	41.9	-18.4	0	60.67	-	-	-	-	68.2	-7.53	101	110	H
	* 10.98333	37.78	PK-U	38	-19.6	0	56.18	-	-	74	-17.82	-	-	35	111	V
	* 10.98269	23.9	ADR	38	-18.7	13	42.33	54	-11.67	-	-	-	-	35	111	V
6	16.47621	37.07	PK-U	41.9	-18.4	0	60.57	-	-	-	-	68.2	-7.63	86	111	V

\* - indicates frequency in CFR47 Pt 15 / IC RSS-Restricted Band  
 PK-U - U-NII: Maximum Peak  
 ADR - U-NII AD primary method, RMS average

**MID**



**HORIZONTAL**



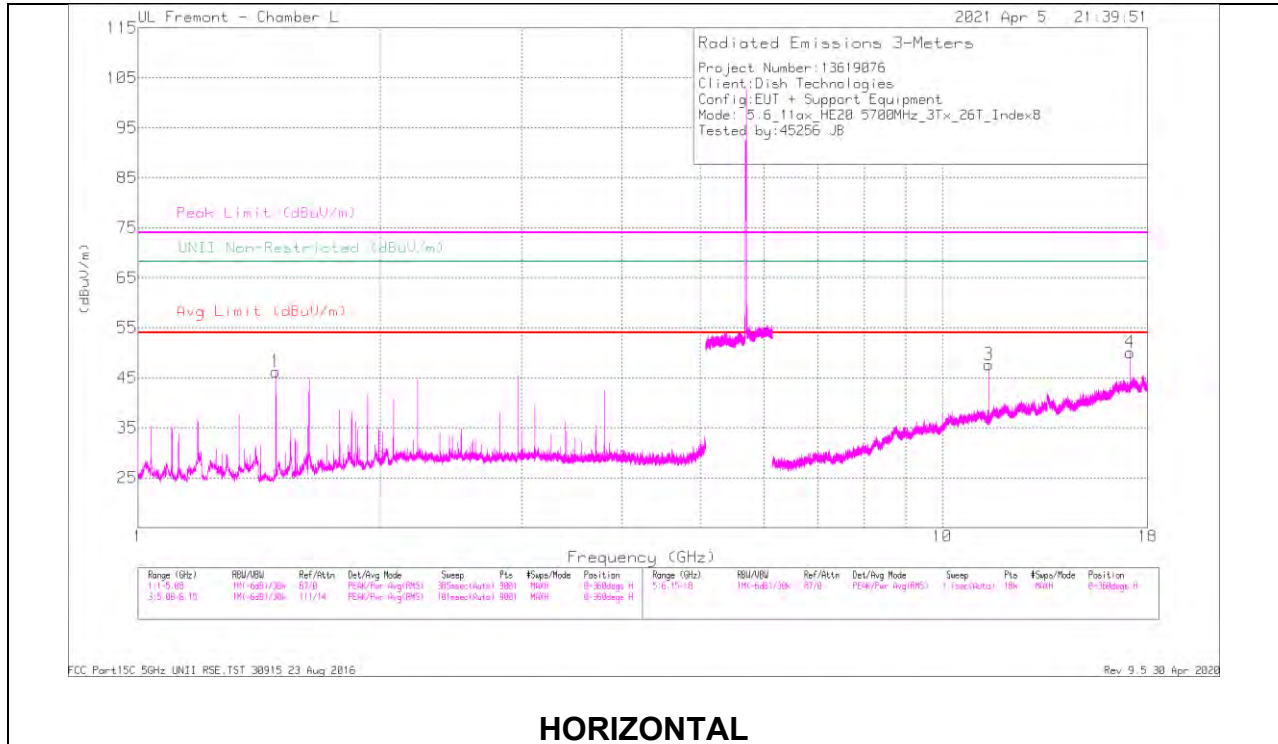
**VERTICAL**

RADIATED EMISSIONS

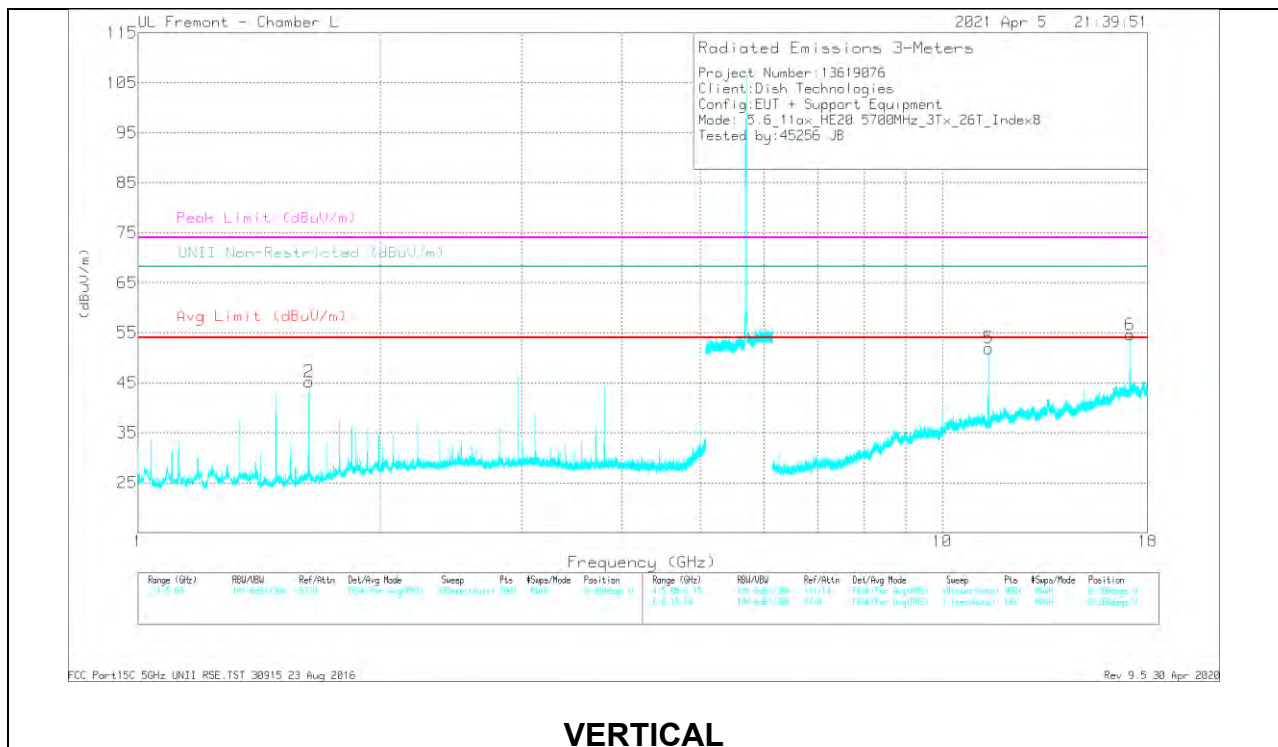
Marker	Frequency (MHz)	Meas Reading (dBuV)	Det	AF 344 (dBm)	Amp/Clamp/Pad (dB)	DC Corr (dB)	Corrected Reading (dBuV/m)	Avg Limit (dBuV/m)	Margin (dB)	Peak Limit (dBuV/m)	PK Margin (dB)	UNI Non-Restricted (dBuV/m)	PK Margin (dB)	Altitude (Feet)	Height (m)	Polarity
1	2.96702	49.39	PK-U	32.6	-30.1	0	51.89	-	-	-	-	68.2	-16.31	253	104	H
2	2.967	50.25	PK-U	32.6	-30.1	0	52.75	-	-	-	-	68.2	-15.45	166	101	V
3	* 11.17733	36.35	PK-U	38	-19.8	0	54.55	-	-	74	-19.45	-	-	280	101	H
	* 11.17658	23.47	ADR	38	-19.8	-13	41.8	54	-12.2	-	-	-	-	280	101	H
4	16.76545	34.03	PK-U	42.3	-17.6	0	53.73	-	-	-	-	68.2	-9.47	152	116	H
5	* 11.17695	41.69	PK-U	38	-19.8	0	59.89	-	-	74	-14.11	-	-	30	112	V
	* 11.17681	27.14	ADR	38	-19.8	-13	45.47	54	-8.53	-	-	-	-	30	112	V
6	16.76543	36.86	PK-U	42.3	-17.6	0	61.56	-	-	-	-	68.2	-6.64	85	101	V

\* - indicates frequency in CFR47 Pt 15 / IC RSS-Restricted Band  
 PK-U - U-NII: Maximum Peak  
 ADR - U-NII AD primary method, RMS average

**HIGH**



**HORIZONTAL**



**VERTICAL**

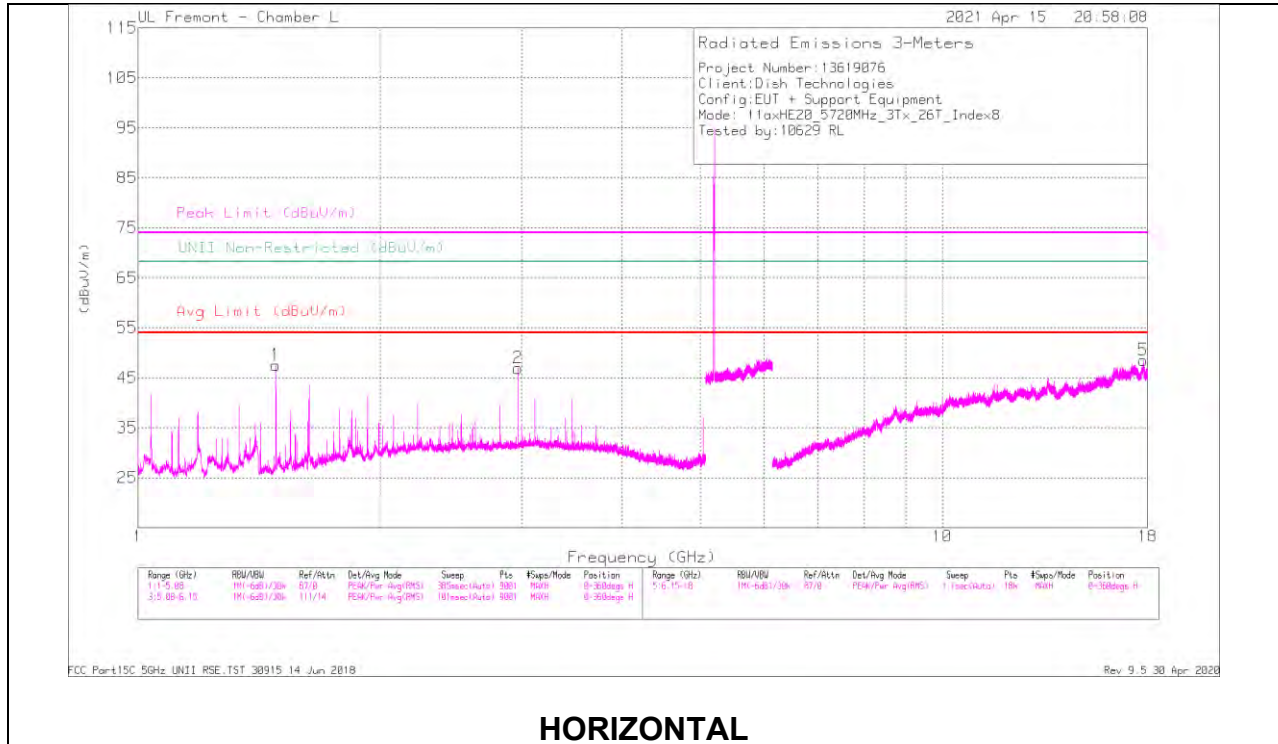
RADIATED EMISSIONS

Marker	Frequency (MHz)	Meas Reading (dBuV)	Det	AF 344 (dBm)	AmpCstFiltPsd (dB)	DC Corr (dB)	Corrected Reading (dBuV/m)	Avg Limit (dBuV/m)	Margin (dB)	Peak Limit (dBuV/m)	PK Margin (dB)	UNI Non-Restricted (dBuV/m)	PK Margin (dB)	Altitude (Feet)	Height (feet)	Polarity
1	* 1.48351	58.79	PK-U	28.2	-32.8	0	54.18	-	-	74	-19.82	-	-	284	277	H
	* 1.48351	49.89	ADR	28.2	-32.8	13	45.42	54	-8.58	-	-	-	-	284	277	H
2	1.63186	51.76	PK-U	28.4	-32.9	0	47.26	-	-	-	-	68.2	-20.94	221	101	V
	* 1.41712	36.85	PK-U	38.1	-18.7	0	55.25	-	-	74	-18.75	-	-	278	105	H
3	* 1.41716	23.52	ADR	38.1	-18.7	13	42.05	54	-11.95	-	-	-	-	278	105	H
4	17.12716	35.26	PK-U	41.7	-18	0	56.96	-	-	-	-	68.2	-9.24	139	312	H
	* 1.41735	42.66	PK-U	38.1	-18.7	0	61.06	-	-	74	-12.94	-	-	203	107	V
5	* 1.41731	29.93	ADR	38.1	-18.7	13	48.46	54	-5.54	-	-	-	-	203	107	V
6	17.1272	38.94	PK-U	41.7	-18	0	62.64	-	-	-	-	68.2	-5.56	67	101	V

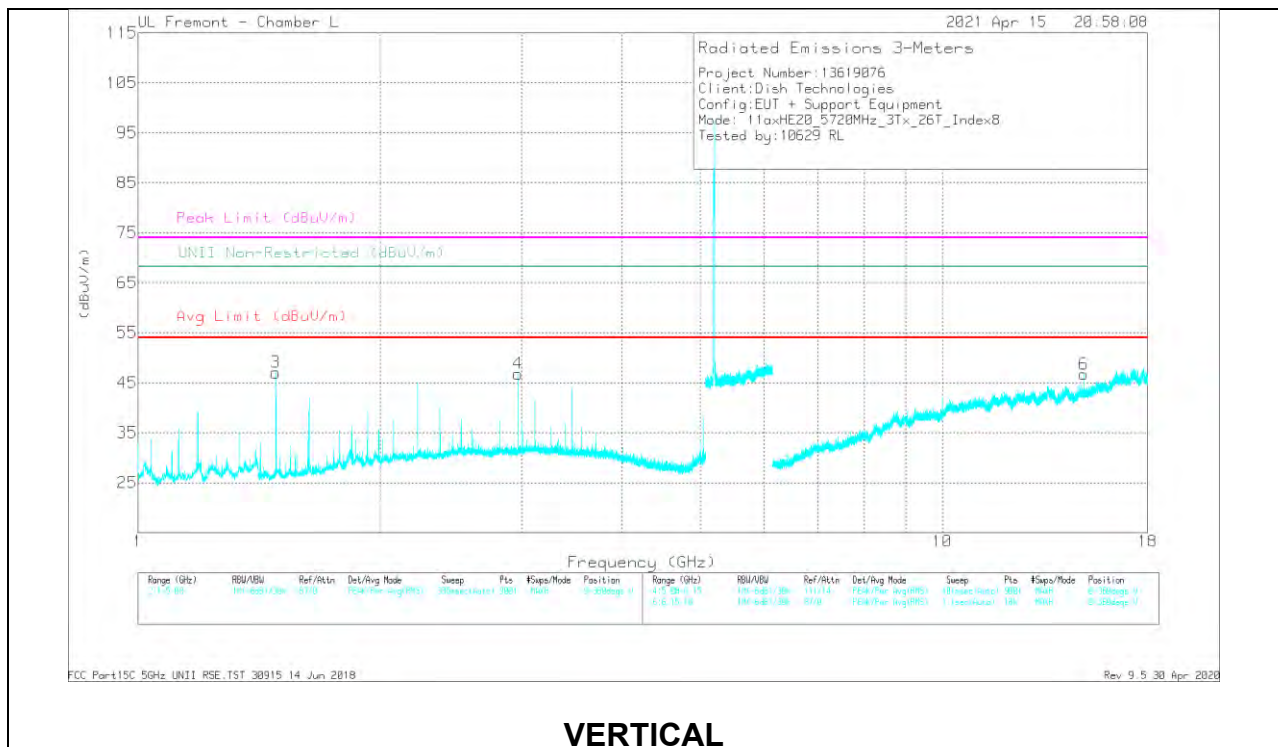
\* - indicates frequency in CFR47 Pt 15 / IC RSS-Restricted Band  
 PK-U - U-NII: Maximum Peak  
 ADR - U-NII AD primary method, RMS average



**CHANNEL 144**



**HORIZONTAL**



**VERTICAL**

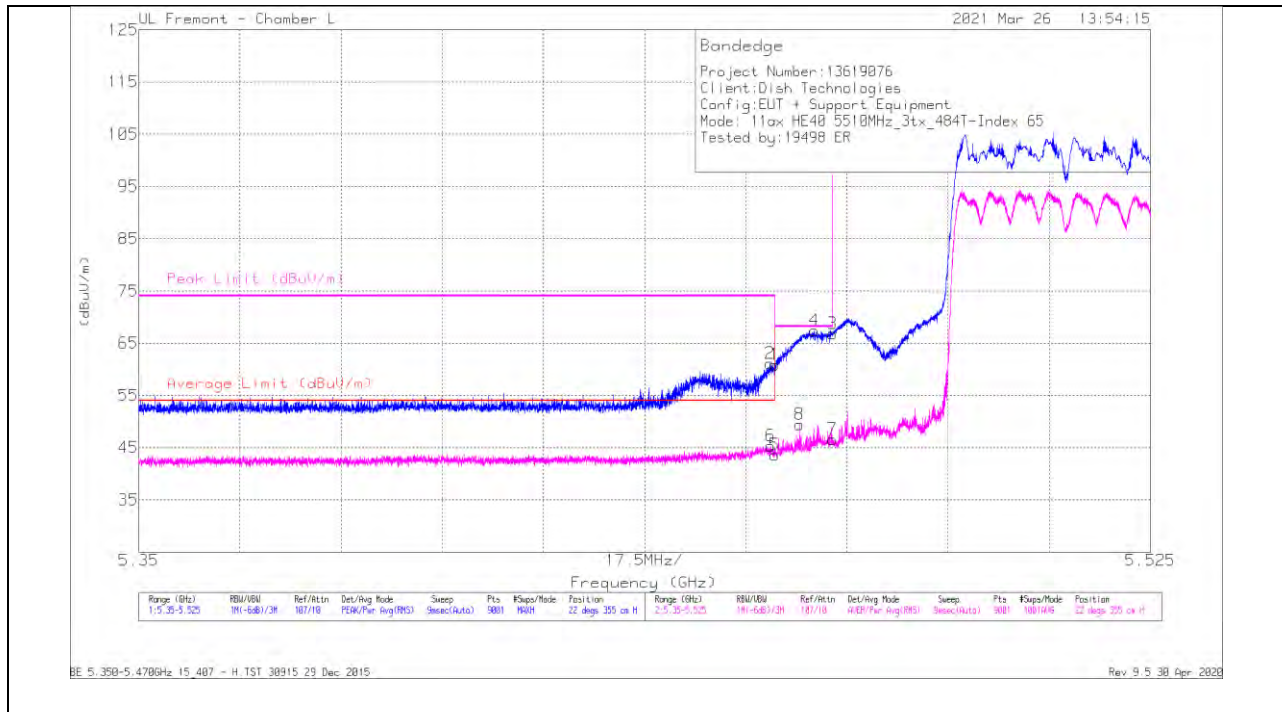
RADIATED EMISSIONS

Marker	Frequency (MHz)	Meas Reading (dBuV)	Det	AF 344 (dBm)	AmpCstFiltPsd (dB)	DC Corr (dB)	Corrected Reading (dBuV/m)	Avg Limit (dBuV/m)	Margin (dB)	Peak Limit (dBuV/m)	PK Margin (dB)	UNI Non-Restricted (dBuV/m)	PK Margin (dB)	Altitude (Feet)	Height (feet)	Polarity
1	* 1.48353	57.44	PK-U	28.2	-31.8	0	53.94	-	-	74	-20.16	-	-	248	230	H
	* 1.48347	51.17	ADR	28.2	-31.8	13	47.7	54	-6.3	-	-	-	-	248	230	H
2	2.96698	50.99	PK-U	32.6	-28.2	0	55.39	-	-	-	-	68.2	-12.81	228	111	H
	* 1.4834	51.58	PK-U	28.2	-31.8	0	47.98	-	-	74	-26.02	-	-	184	103	V
3	* 1.48344	44.39	ADR	28.2	-31.8	13	40.91	54	-13.09	-	-	-	-	194	103	V
4	2.96707	49.2	PK-U	32.6	-28.2	0	53.6	-	-	-	-	68.2	-14.6	150	120	V
5	* 17.78296	30.18	PK-U	41.5	-13.7	0	57.98	-	-	74	-16.02	-	-	129	110	H
	* 17.7877	18.5	ADR	41.5	-13.8	13	46.33	54	-7.67	-	-	-	-	129	110	H
6	14.86696	30.99	PK-U	39.9	-16.6	0	54.29	-	-	-	-	68.2	-13.91	347	102	V

\* - indicates frequency in CFR47 Pt 15 / IC RSS-Restricted Band  
 PK-U - U-NII: Maximum Peak  
 ADR - U-NII AD primary method, RMS average

**10.1.8. TX ABOVE 1 GHz 802.11ax HE40 MODE IN THE 5.6GHz BAND**  
**3TX Antenna 1 + Antenna 2 + Antenna 3 OFDMA MODE: 484-Tones, RU Index 65**  
**BANDEDGE (LOW CHANNEL)**

**HORIZONTAL RESULT**

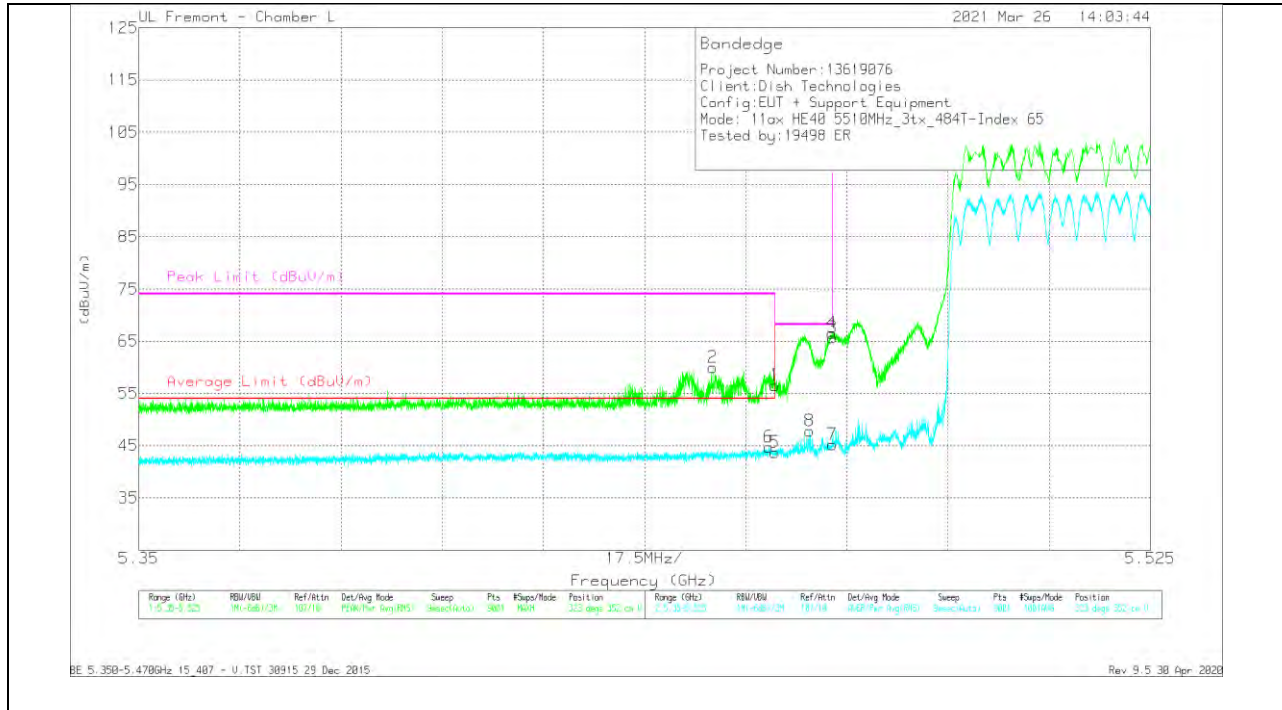


**TRACE MARKER**

Marker	Frequency (GHz)	Marker Reading (dBuV)	Det	AF 344 (dBm)	Amp/CbI/Ftr/Pad (dB)	DC Corr (dB)	Corrected Reading (dBuV/m)	Average Limit (dBuV/m)	Margin (dB)	Peak Limit (dBuV/m)	PK Margin (dB)	Azimuth (Degs)	Height (cm)	Polarity
1	* 5.45999	43.2	Pk	34.6	-16.9	0	60.9	-	-	74	-13.1	22	355	H
2	* 5.45916	43.42	Pk	34.6	-16.9	0	61.12	-	-	74	-12.88	22	355	H
3	5.46999	49.06	Pk	34.6	-16.9	0	66.76	-	-	68.2	-1.44	22	355	H
4	5.46686	49.72	Pk	34.6	-16.9	0	67.42	-	-	68.2	-0.78	22	355	H
5	* 5.45999	25.56	RMS	34.6	-16.9	0.13	43.39	54	-10.61	-	-	22	355	H
6	* 5.45924	27.28	RMS	34.6	-16.9	0.13	45.11	54	-8.89	-	-	22	355	H
7	5.46999	28.49	RMS	34.6	-16.9	0.13	46.32	-	-	-	-	22	355	H
8	5.46425	31.43	RMS	34.5	-16.9	0.13	49.16	-	-	-	-	22	355	H

\* - indicates frequency in CFR47 Pt 15 / IC RSS-Restricted Band  
 Pk - Peak detector  
 RMS - RMS detection

**VERTICAL RESULT**



**TRACE MARKER**

Marker	Frequency (GHz)	Meter Reading (dBuV)	Det	AF 344 (dBm)	Amp/Chl/Filt/Pad (dB)	DC Corr (dB)	Corrected Reading (dBuV/m)	Average Limit (dBuV/m)	Margin (dB)	Peak Limit (dBuV/m)	PK Margin (dB)	Azimuth (Degs)	Height (cm)	Polarity
1	* 5.45999	38.86	Pk	34.6	-16.9	0	56.56	-	-	74	-17.44	323	352	V
2	* 5.44928	42.26	Pk	34.6	-16.9	0	59.96	-	-	74	-14.04	323	352	V
3	5.46999	47.96	Pk	34.6	-16.9	0	65.66	-	-	68.2	-2.54	323	352	V
4	5.46993	48.81	Pk	34.6	-16.9	0	66.51	-	-	68.2	-1.69	323	352	V
5	* 5.45999	25.67	RMS	34.6	-16.9	0.13	43.5	54	-10.5	-	-	323	352	V
6	* 5.459	26.7	RMS	34.6	-16.9	0.13	44.53	54	-9.47	-	-	323	352	V
7	5.46999	27.11	RMS	34.6	-16.9	0.13	44.94	-	-	-	-	323	352	V
8	5.46606	29.72	RMS	34.6	-16.9	0.13	47.55	-	-	-	-	323	352	V

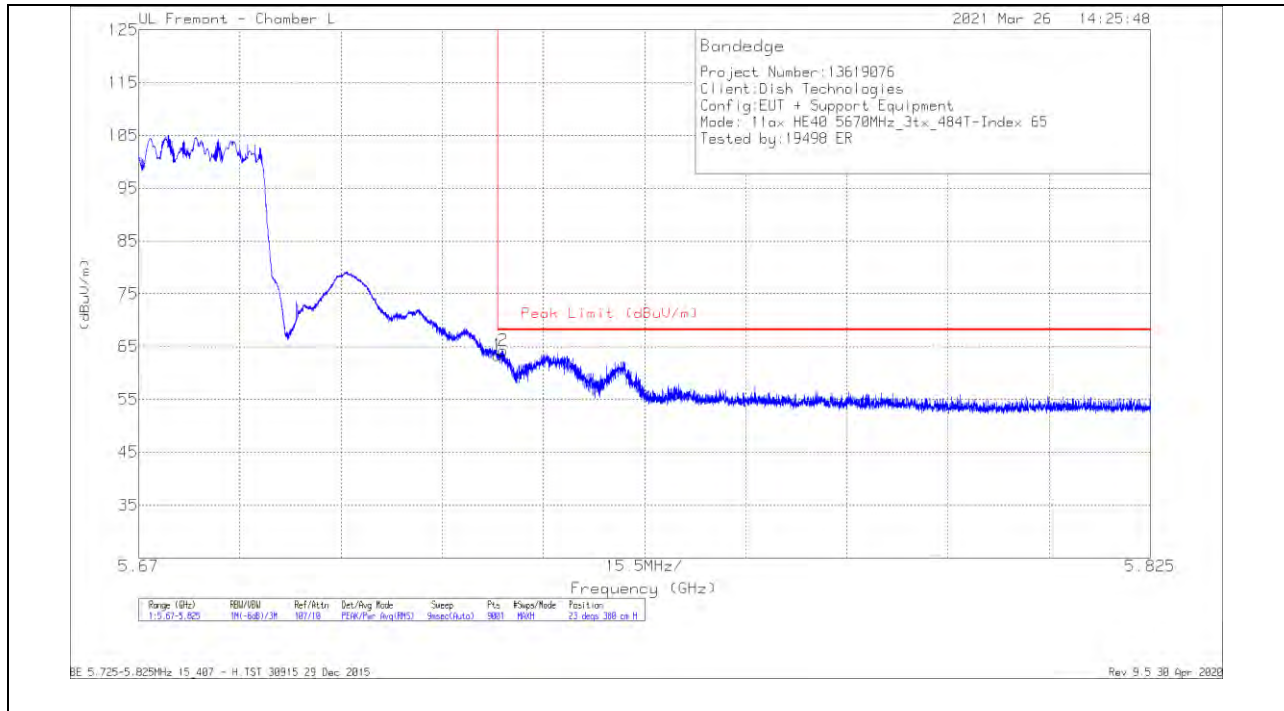
\* - indicates frequency in CFR47 Pt 15 / IC RSS-Restricted Band

Pk - Peak detector

RMS - RMS detection

**BANEDGE (HIGH CHANNEL)**

**HORIZONTAL RESULT**

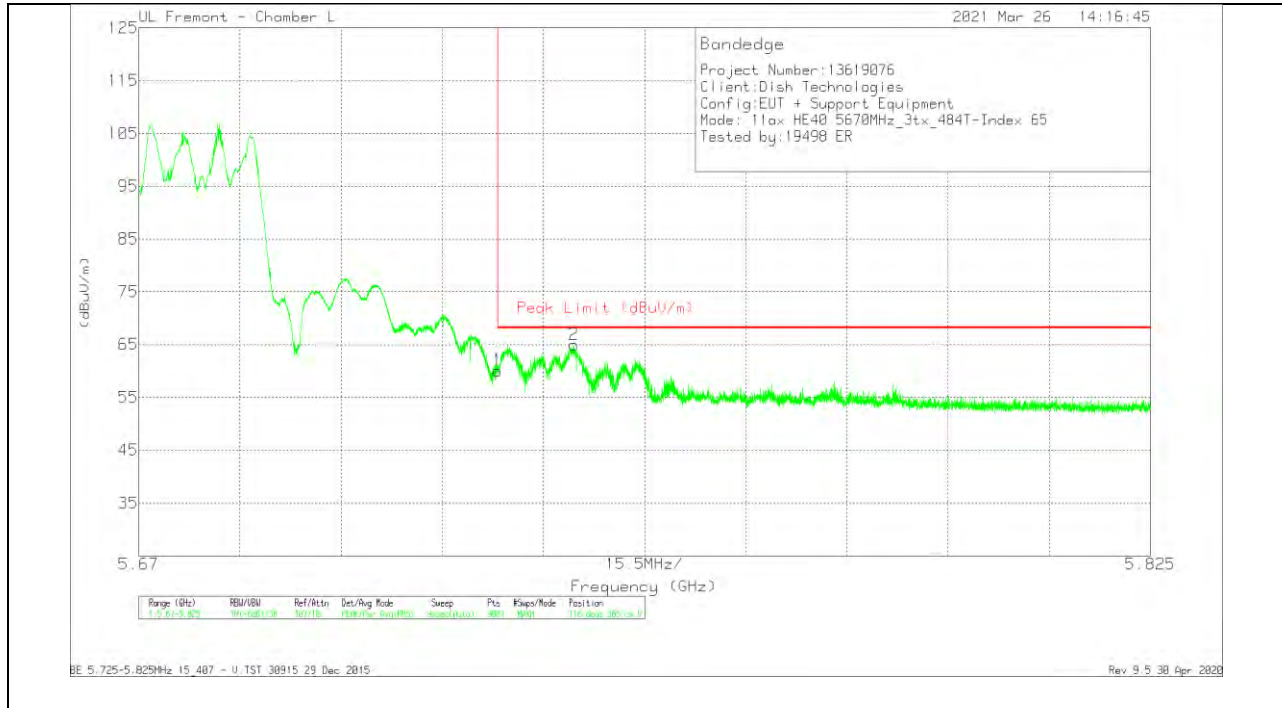


**TRACE MARKER**

Marker	Frequency (GHz)	Meter Reading (dBuV)	Det	AF 344 (dB/m)	Amp/Cbl/Filtr/Pad (dB)	Corrected Reading (dBuV/m)	Peak Limit (dBuV/m)	PK Margin (dB)	Azimuth (Degs)	Height (cm)	Polarity
1	5.72501	45.27	Pk	34.7	-16.6	63.37	68.2	-4.83	23	380	H
2	5.72576	46.19	Pk	34.7	-16.6	64.29	68.2	-3.91	23	380	H

Pk - Peak detector

**VERTICAL RESULT**



**TRACE MARKER**

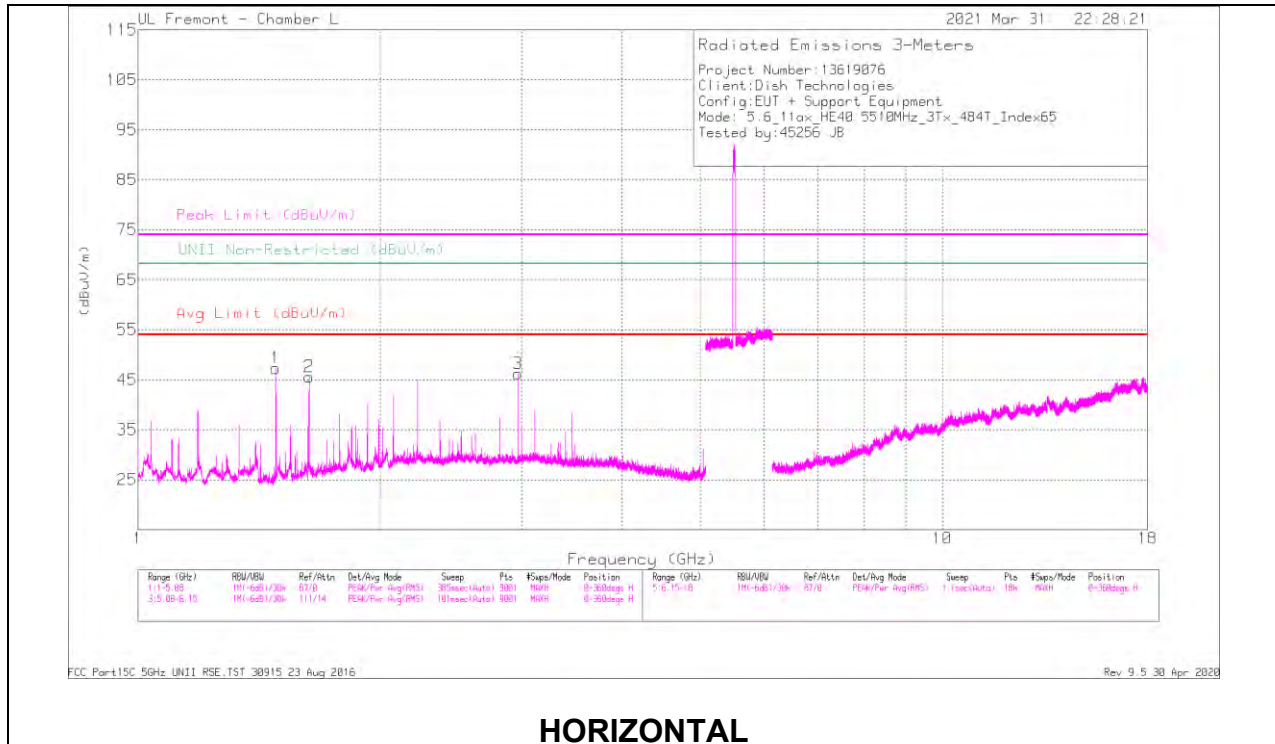
Marker	Frequency (GHz)	Meter Reading (dBuV)	Det	AF 344 (dB/m)	Amp/Cbl/Filtr/Pad (dB)	Corrected Reading (dBuV/m)	Peak Limit (dBuV/m)	PK Margin (dB)	Azimuth (Degs)	Height (cm)	Polarity
1	5.72501	42	Pk	34.7	-16.6	60.1	68.2	-8.1	116	365	V
2	5.73663	46.88	Pk	34.8	-16.7	64.98	68.2	-3.22	116	365	V

Pk - Peak detector

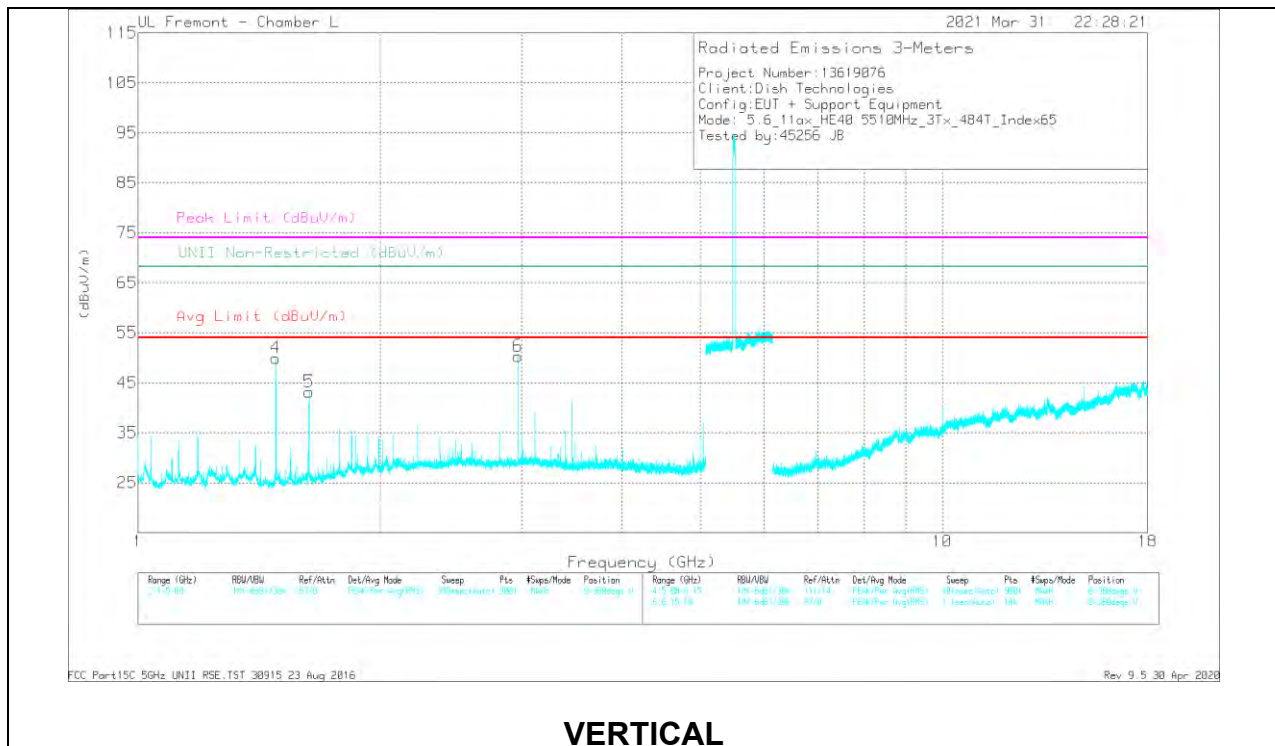


# HARMONICS AND SPURIOUS EMISSIONS

## LOW



## HORIZONTAL



## VERTICAL

RADIATED EMISSIONS

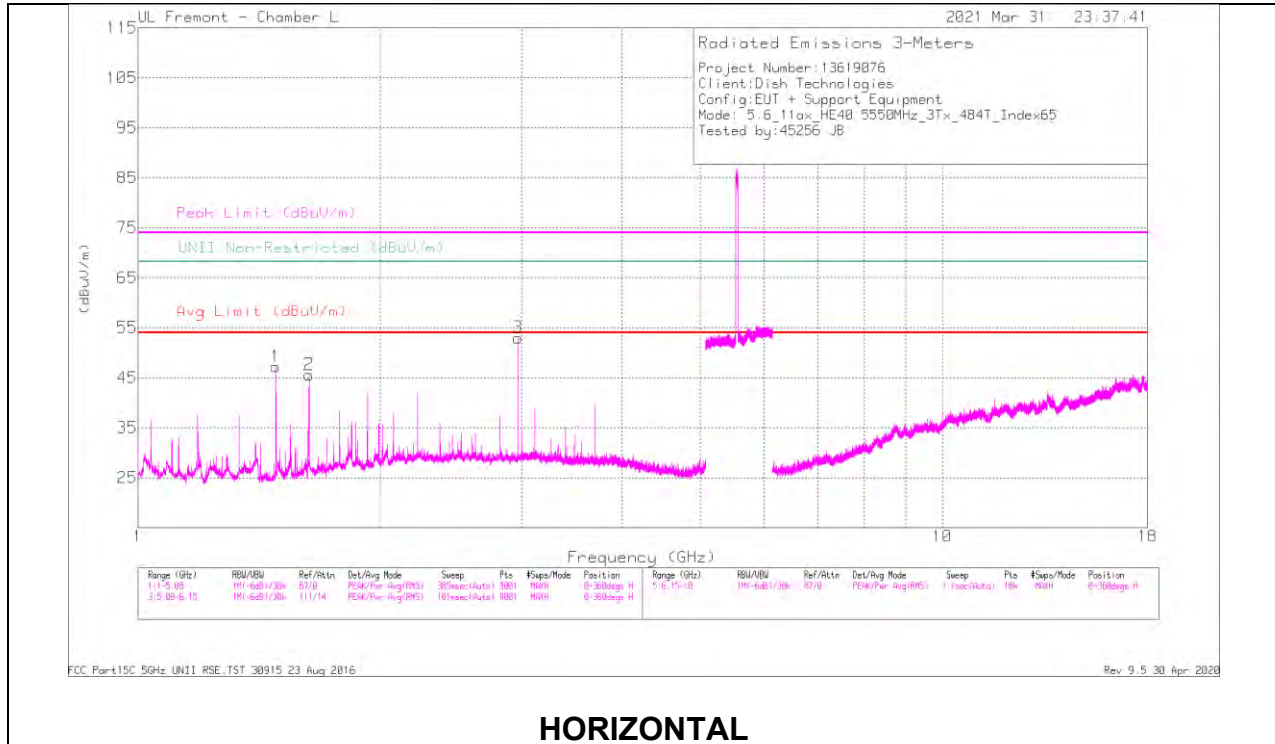
M/Marker	Frequency (MHz)	Meas Reading (dBuV)	Det	AF 344 (dBm)	Amp/Corr/Fit/Pad (dB)	DC Corr (dB)	Corrected Reading (dBuV/m)	Avg Limit (dBuV/m)	Margin (dB)	Peak Limit (dBuV/m)	PK Margin (dB)	UNI Non-Restricted (dBuV/m)	PK Margin (dB)	Azimuth (Deg)	Height (m)	Polarity
1	* 1.4835	59.71	PK-U	28.2	-32.8	0	55.11	-	-	74	-18.89	-	-	260	116	H
	** 1.48351	50.97	ADR	28.2	-32.8	-13	46.5	54	-7.5	-	-	-	-	260	116	H
2	1.63185	52.97	PK-U	28.4	-32.0	0	48.47	-	-	-	-	68.2	-19.73	247	224	H
3	2.96702	52.11	PK-U	32.6	-30.1	0	54.61	-	-	-	-	68.2	-13.59	202	185	H
4	* 1.4835	59.8	PK-U	28.2	-32.8	0	51.2	-	-	74	-22.8	-	-	235	293	V
	** 1.48351	46.74	ADR	28.2	-32.8	-13	42.27	54	-11.73	-	-	-	-	235	293	V
5	1.63182	51.13	PK-U	28.4	-32.0	0	46.63	-	-	-	-	68.2	-21.57	175	105	V
6	2.96701	48.32	PK-U	32.6	-30.1	0	50.82	-	-	-	-	68.2	-17.38	314	204	V

\* - indicates frequency in CFR47 Pt 15 / IC RSS-Restricted Band

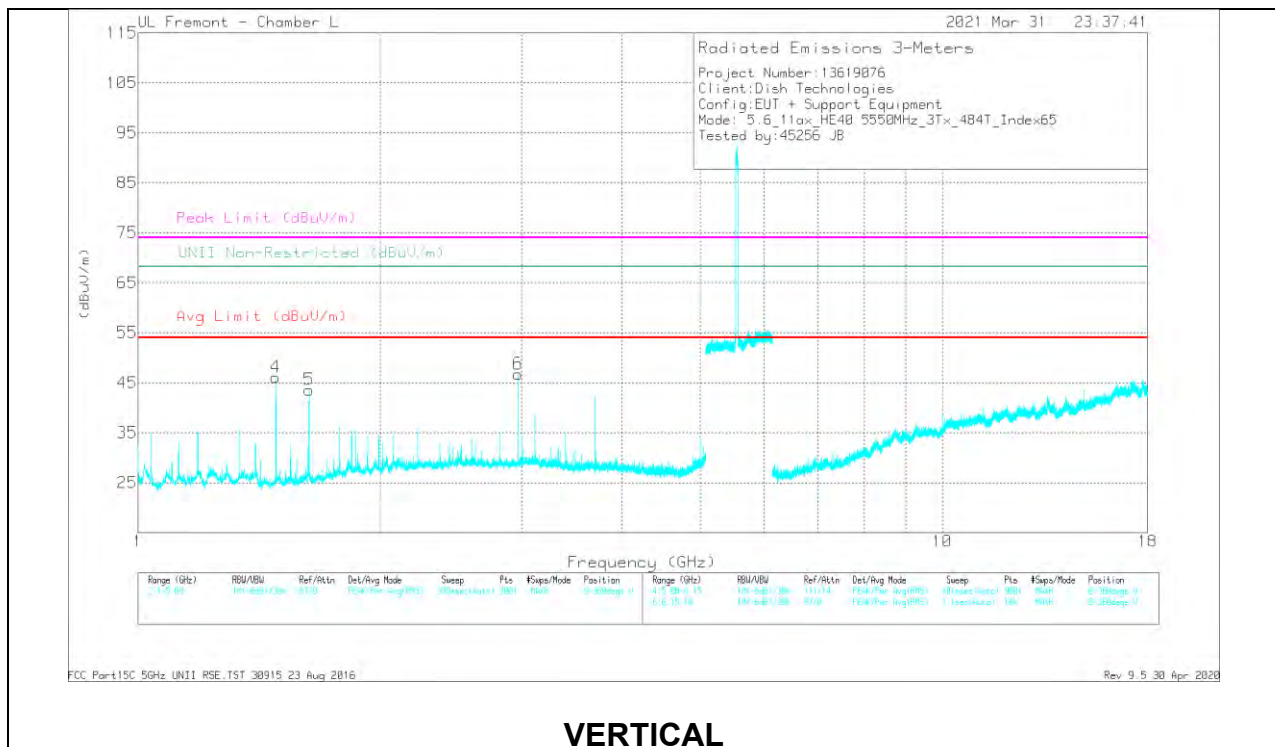
PK-U - U-NII: Maximum Peak

ADR - U-NII AD primary method, RMS average

**MID**



**HORIZONTAL**



**VERTICAL**

RADIATED EMISSIONS

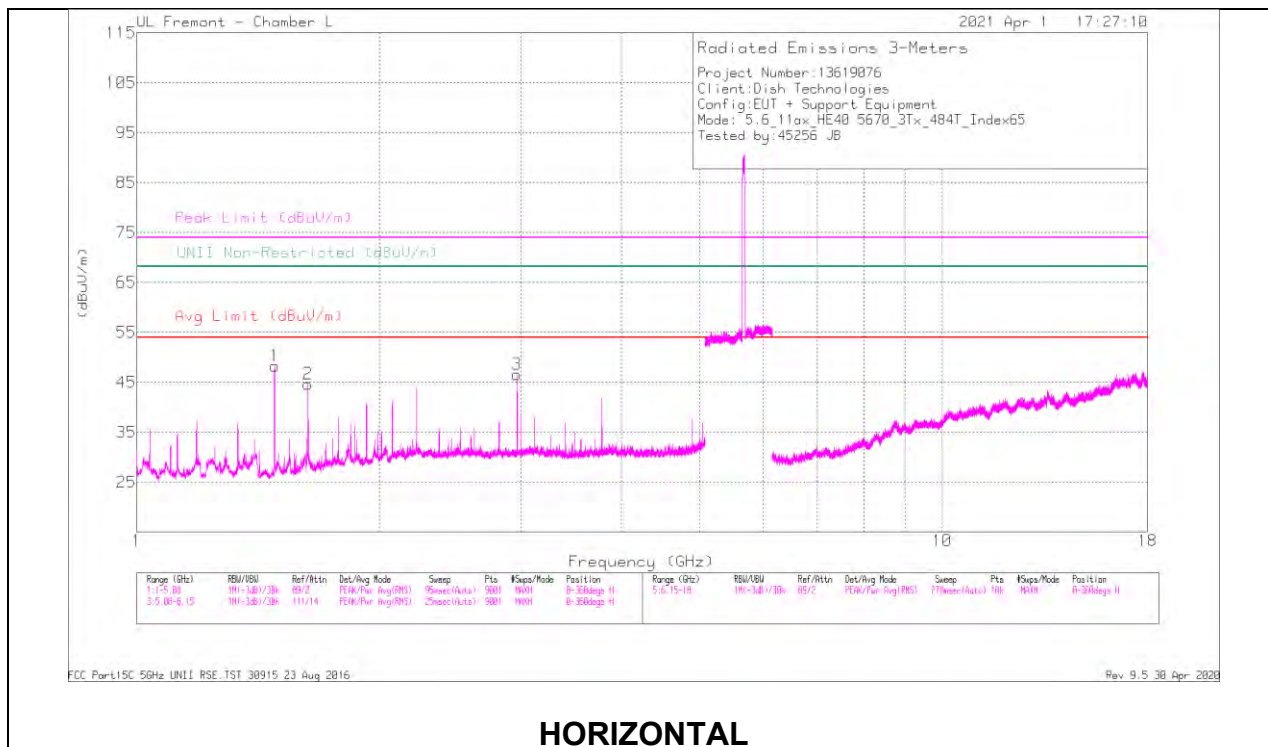
Marker	Frequency (MHz)	Meas Reading (dBuV)	Det	AF 344 (dBm)	Amp/Corr/Fit/Psd (dB)	DC Corr (dB)	Corrected Reading (dBuV/m)	Avg Limit (dBuV/m)	Margin (dB)	Peak Limit (dBW/m)	PK Margin (dB)	UNI Non-Restricted (dBuV/m)	PK Margin (dB)	Azimuth (Deg)	Height (m)	Polarity
1	* 1.48352	59.71	PK-U	28.2	-32.8	0	55.11	-	-	74	-18.89	-	-	260	115	H
	** 1.48351	51.23	ADR	28.2	-32.8	-13	46.76	54	-7.24	-	-	-	-	260	115	H
2	1.63186	50	PK-U	28.4	-32.0	0	45.5	-	-	-	-	68.2	-22.7	130	205	H
3	2.96702	50.98	PK-U	32.6	-30.1	0	53.48	-	-	-	-	68.2	-14.72	226	101	H
4	* 1.48351	55.85	PK-U	28.2	-32.8	0	51.25	-	-	74	-22.75	-	-	234	299	V
	** 1.48355	46.45	ADR	28.2	-32.8	-13	41.98	54	-12.02	-	-	-	-	234	299	V
5	1.63186	50.56	PK-U	28.4	-32.0	0	46.06	-	-	-	-	68.2	-22.14	163	170	V
6	2.96702	49.84	PK-U	32.6	-30.1	0	52.44	-	-	-	-	68.2	-15.76	207	108	V

\* - indicates frequency in CFR47 Pt 15 / IC RSS-Restricted Band

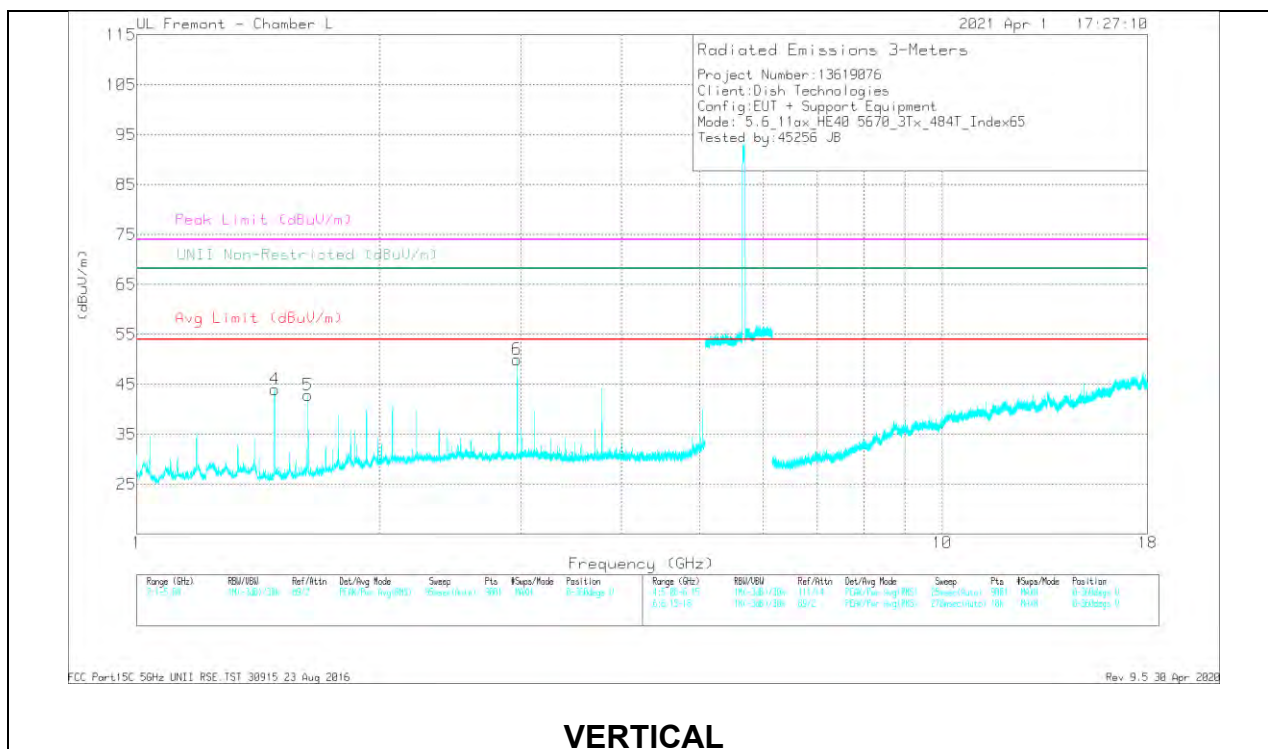
PK-U - U-NII: Maximum Peak

ADR - U-NII AD primary method, RMS average

**HIGH**



**HORIZONTAL**



**VERTICAL**

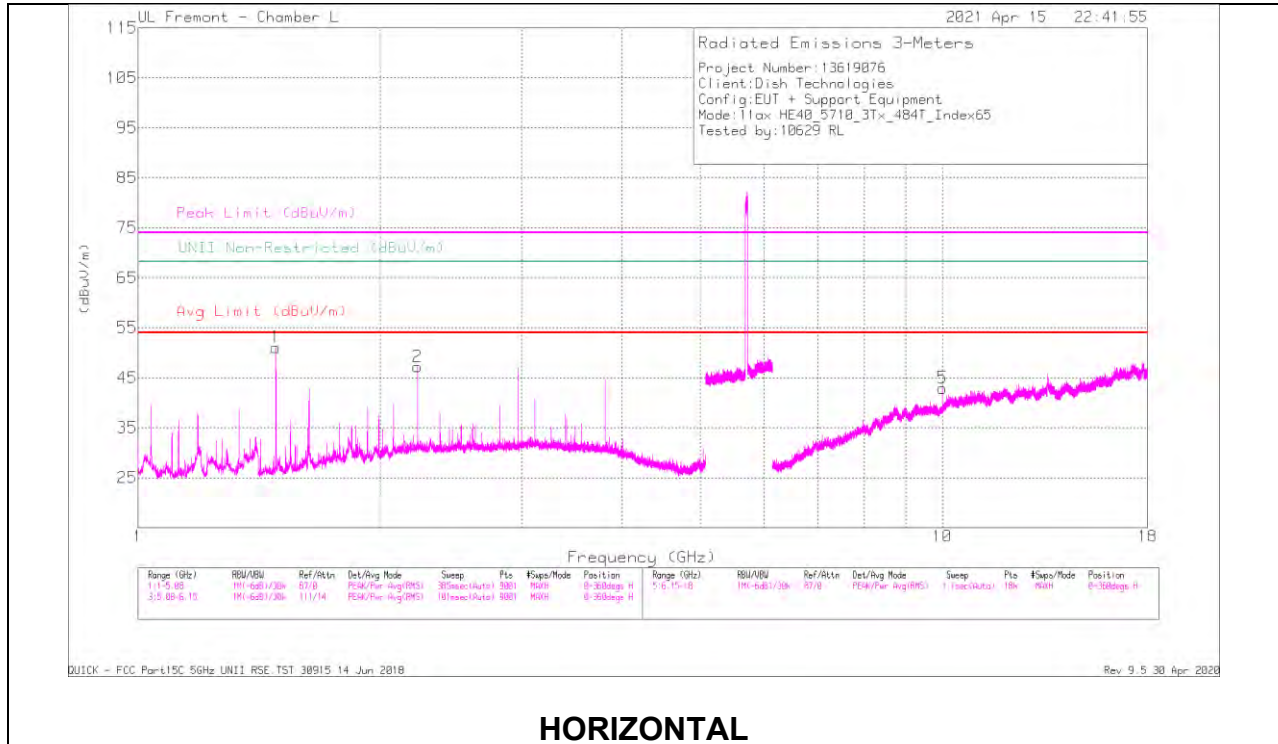
RADIATED EMISSIONS

Marker	Frequency (MHz)	Meas Reading (dBuV)	Det	AF 344 (dBm)	Amp/Corr/Freq/Psd (dB)	DC Corr (dB)	Corrected Reading (dBuV/m)	Avg Limit (dBuV/m)	Margin (dB)	Peak Limit (dBuV/m)	PK Margin (dB)	UNI Non-Restricted (dBuV/m)	PK Margin (dB)	Azimuth (Deg)	Height (m)	Polarity
1	* 1.48352	57.26	PK-U	28.2	-32.8	0	52.66	-	-	74	-21.34	-	-	258	233	H
	* 1.48351	50.53	ADR	28.2	-32.8	-13	46.06	54	-7.94	-	-	-	-	258	233	H
2	1.63184	52.64	PK-U	28.4	-32.0	0	48.14	-	-	-	-	68.2	-20.06	274	202	H
3	2.96702	50.83	PK-U	32.6	-30.1	0	53.33	-	-	-	-	68.2	-14.87	200	140	H
4	* 1.48352	59	PK-U	28.2	-32.8	0	50.4	-	-	74	-23.6	-	-	226	267	V
	* 1.48355	47.24	ADR	28.2	-32.8	-13	42.77	54	-11.23	-	-	-	-	226	267	V
5	1.63178	52.62	PK-U	28.4	-32.0	0	48.12	-	-	-	-	68.2	-20.08	172	114	V
6	2.96702	49.4	PK-U	32.6	-30.1	0	51.9	-	-	-	-	68.2	-16.3	125	101	V

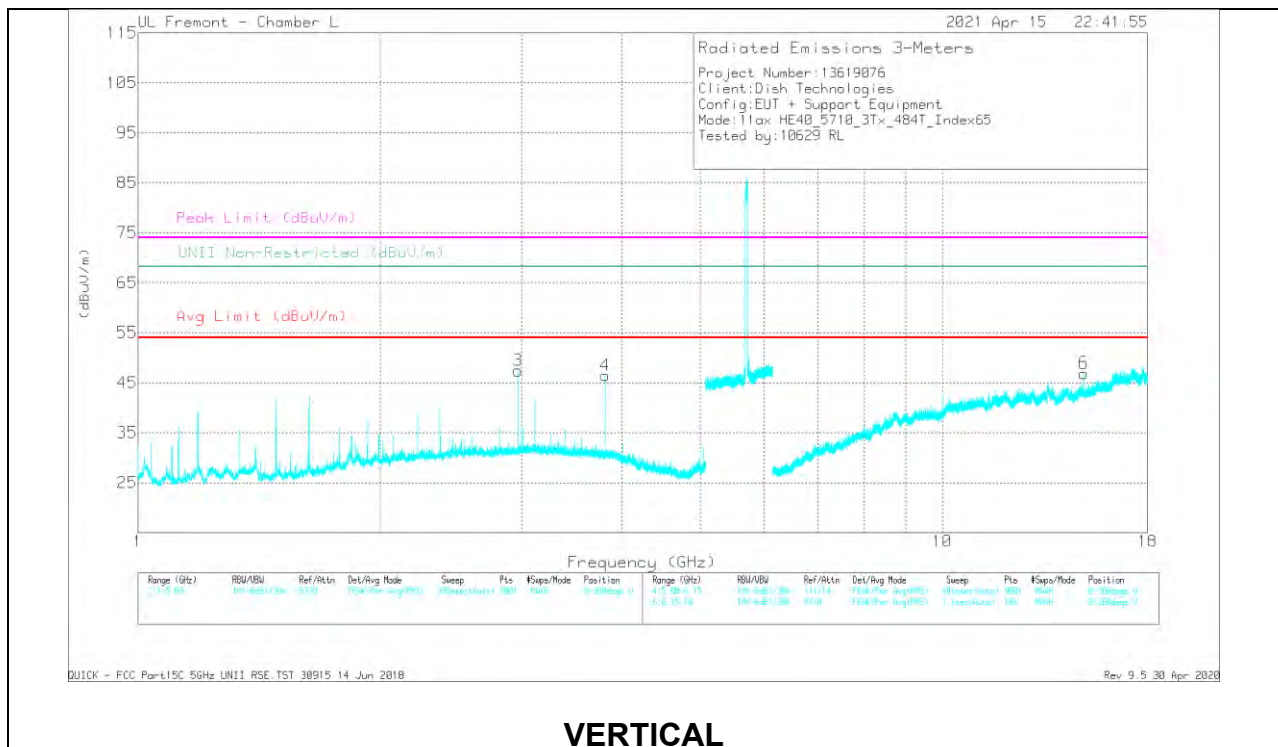
\* - indicates frequency in CFR47 Pt 15 / IC RSS-Restricted Band  
 PK-U - U-NII: Maximum Peak  
 ADR - U-NII AD primary method, RMS average



**CHANNEL 142**



**HORIZONTAL**



**VERTICAL**

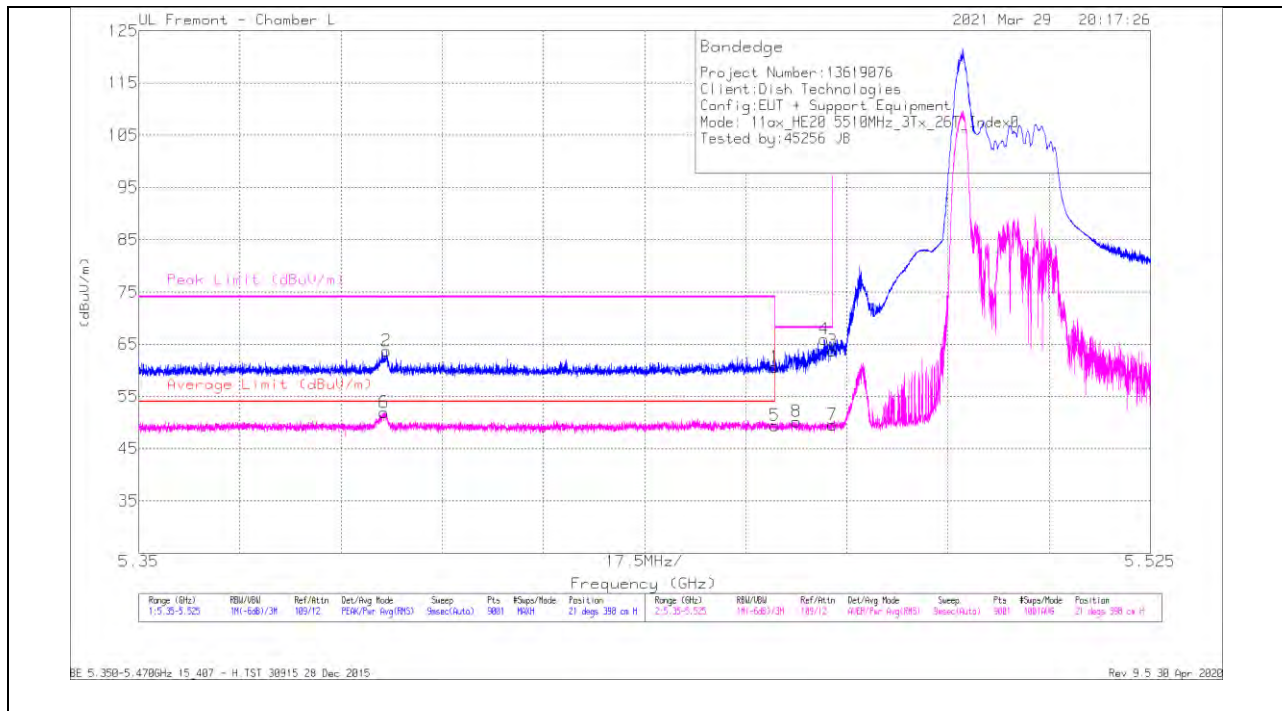
RADIATED EMISSIONS

Marker	Frequency (GHz)	Meas Reading (dBuV)	Det	AF 344 (dBm)	Amp/CRF/InPad (dB)	DC Corr (dB)	Corrected Reading (dBuV)	Avg Limit (dBuV/m)	Margin (dB)	Peak Limit (dBuV/m)	PK Margin (dB)	UNI Non-Restricted (dBuV/m)	PK Margin (dB)	Azimuth (Deg)	Height (m)	Polarity
1	* 1.48347	58.75	PK-U	28.2	-31.8	0	55.15	-	-	74	-18.85	-	-	288	382	H
	* 1.48353	52.61	ADR	28.2	-31.8	13	49.14	54	-4.86	-	-	-	-	288	382	H
2	* 2.22531	50.83	PK-U	31.7	-29.9	0	52.63	-	-	74	-21.37	-	-	195	153	H
	* 2.22519	41.27	ADR	31.7	-29.9	13	43.2	54	-10.8	-	-	-	-	195	153	H
3	* 2.99705	48.95	PK-U	32.6	-29.2	0	53.96	-	-	-	-	68.2	-	139	105	V
4	* 3.80657	42.83	PK-U	33.5	-26.6	0	49.73	-	-	74	-24.27	-	-	311	103	V
	* 3.8066	39.66	ADR	33.5	-26.6	13	46.69	54	-7.31	-	-	-	-	311	103	V
5	10	29.55	PK-U	37	-18.6	0	49.95	-	-	-	-	68.2	-18.25	109	108	H
5	14.89958	30.86	PK-U	39.9	-15.6	0	54.16	-	-	-	-	68.2	-14.04	347	104	V

\* - indicates frequency in CFR47 Pt 15 / IC RSS-Restricted Band  
 PK-U - U-NII: Maximum Peak  
 ADR - U-NII AD primary method, RMS average

**3TX Antenna 1 + Antenna 2 + Antenna 3 OFDMA MODE: 26-Tones, RU Index 0  
 BANDEDGE (LOW CHANNEL)**

**HORIZONTAL RESULT**

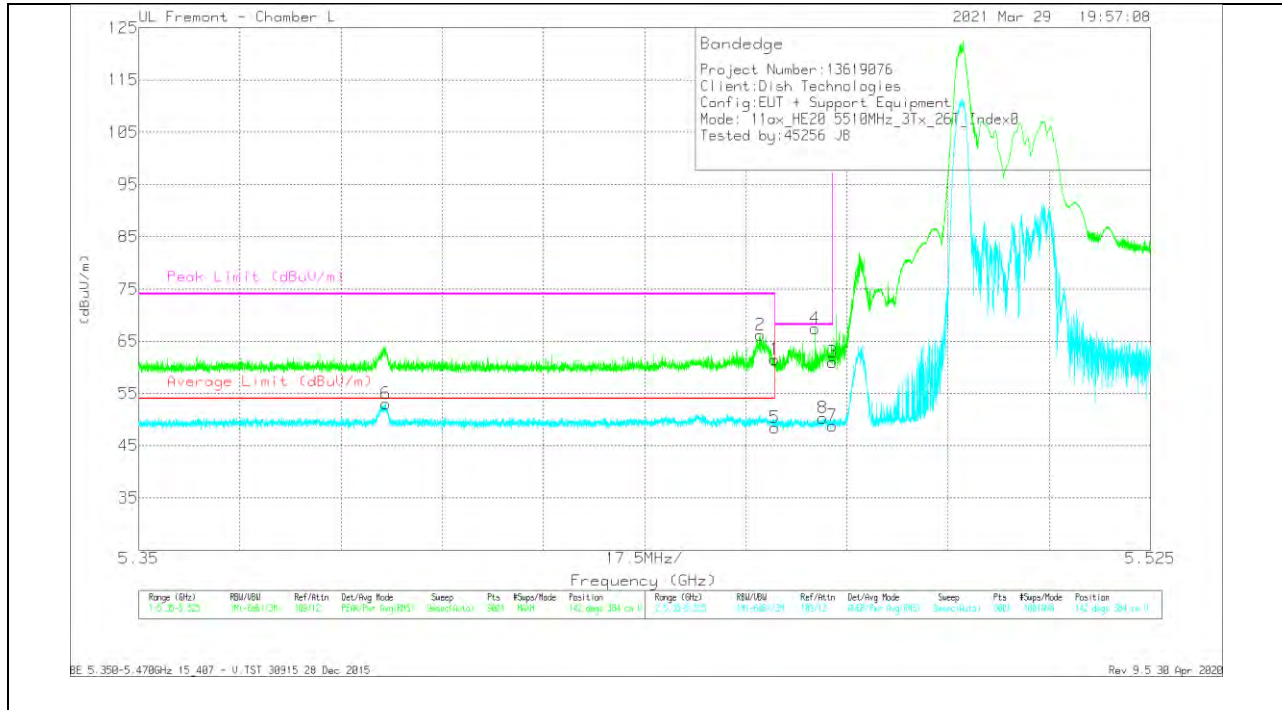


**TRACE MARKER**

Marker	Frequency (GHz)	Meter Reading (dBuV)	Det	AF 344 (dBm)	Amp/Ctrl/Filt/Pad (dB)	DC Corr (dB)	Corrected Reading (dBuV/m)	Average Limit (dBuV/m)	Margin (dB)	Peak Limit (dBuV/m)	PK Margin (dB)	Azimuth (Degs)	Height (cm)	Polarity
1	* 5.45999	33.29	Pk	34.6	-7.3	0	60.59	-	-	74	-13.41	21	398	H
2	* 5.3928	36.43	Pk	34.5	-7.2	0	63.73	-	-	74	-10.27	21	398	H
3	5.46999	36.35	Pk	34.6	-7.3	0	63.65	-	-	68.2	-4.55	21	398	H
4	5.46857	36.63	Pk	34.6	-7.3	0	65.93	-	-	68.2	-2.27	21	398	H
5	* 5.45999	22	RMS	34.6	-7.3	-13	49.43	54	-4.57	-	-	21	398	H
6	* 5.39237	24.57	RMS	34.4	-7.2	-13	51.9	54	-2.1	-	-	21	398	H
7	5.46999	22.08	RMS	34.6	-7.3	-13	49.51	-	-	-	-	21	398	H
8	5.46375	22.81	RMS	34.5	-7.3	-13	50.14	-	-	-	-	21	398	H

\* - indicates frequency in CFR47 Pt 15 / IC RSS-Restricted Band  
 Pk - Peak detector  
 RMS - RMS detection

**VERTICAL RESULT**



**TRACE MARKER**

Marker	Frequency (GHz)	Meter Reading (dBuV)	Det	AF 344 (dBm)	Amp/Cbl/Filtr/Pad (dB)	DC Corr (dB)	Corrected Reading (dBuV/m)	Average Limit (dBuV/m)	Margin (dB)	Peak Limit (dBuV/m)	PK Margin (dB)	Azimuth (Degs)	Height (cm)	Polarity
1	* 5.45999	34.18	Pk	34.6	-7.3	0	61.48	-	-	74	-12.52	142	384	V
2	* 5.45747	36.73	Pk	34.7	-7.3	0	66.13	-	-	74	-7.87	142	384	V
3	5.46999	33.64	Pk	34.6	-7.3	0	60.94	-	-	68.2	-7.26	142	384	V
4	5.46899	40.18	Pk	34.6	-7.3	0	67.48	-	-	68.2	-7.2	142	384	V
5	* 5.45999	21.03	RMS	34.6	-7.3	-13	48.46	54	-5.54	-	-	142	384	V
6	* 5.39268	25.63	RMS	34.5	-7.2	-13	53.06	54	-94	-	-	142	384	V
7	5.46999	21.4	RMS	34.6	-7.3	-13	48.83	-	-	-	-	142	384	V
8	5.46834	22.86	RMS	34.6	-7.3	-13	50.29	-	-	-	-	142	384	V

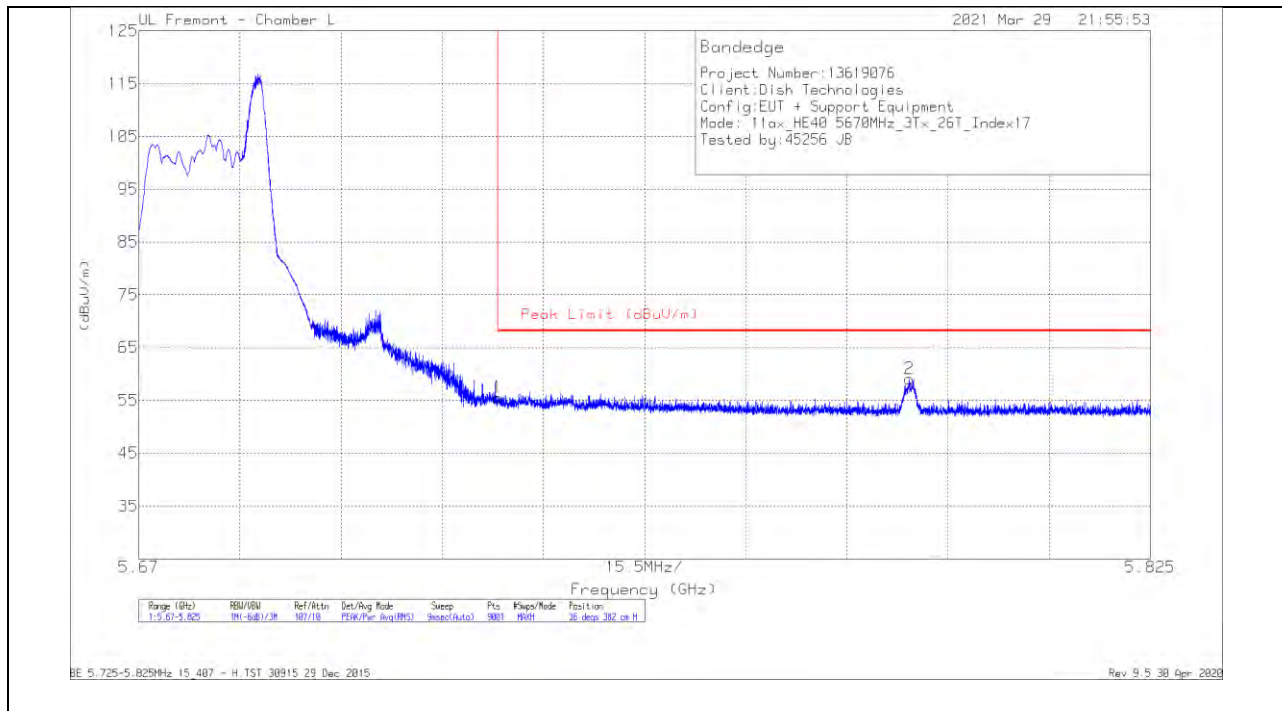
\* - indicates frequency in CFR47 Pt 15 / IC RSS-Restricted Band

Pk - Peak detector

RMS - RMS detection

**3TX Antenna 1 + Antenna 2 + Anetnna 3 OFDMA MODE: 26-Tones, RU Index 17  
 BANEDGE (HIGH CHANNEL)**

**HORIZONTAL RESULT**



**TRACE MARKER**

Marker	Frequency (GHz)	Meter Reading (dBuV)	Det	AF 344 (dB/m)	Amp/Cbl/Fitr/Pa d (dB)	DC Corr (dB)	Corrected Reading (dBuV/m)	Peak Limit (dBuV/m)	PK Margin (dB)	Azimuth (Degs)	Height (cm)	Polarity
1	5.72501	37.44	Pk	34.7	-16.6	0	55.54	68.2	-12.66	36	382	H
2	5.78807	40.83	Pk	34.9	-16.7	0	59.03	68.2	-9.17	36	382	H

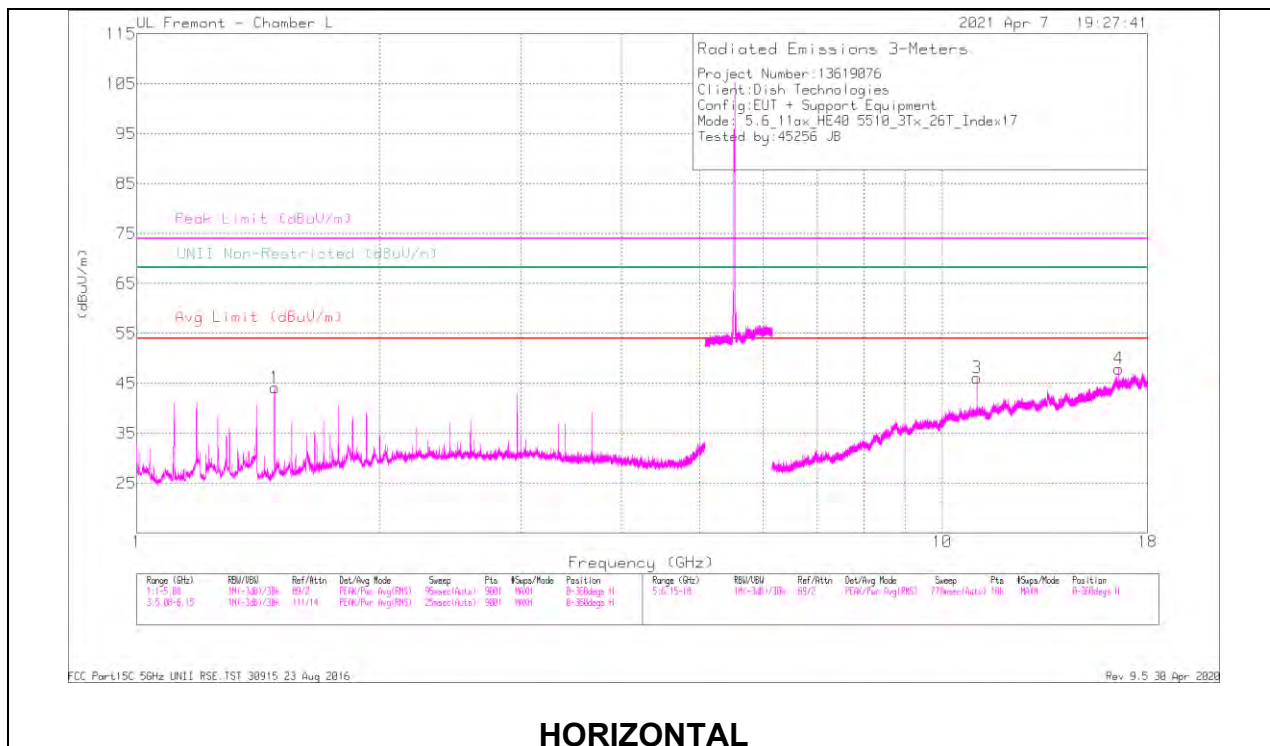
Pk - Peak detector



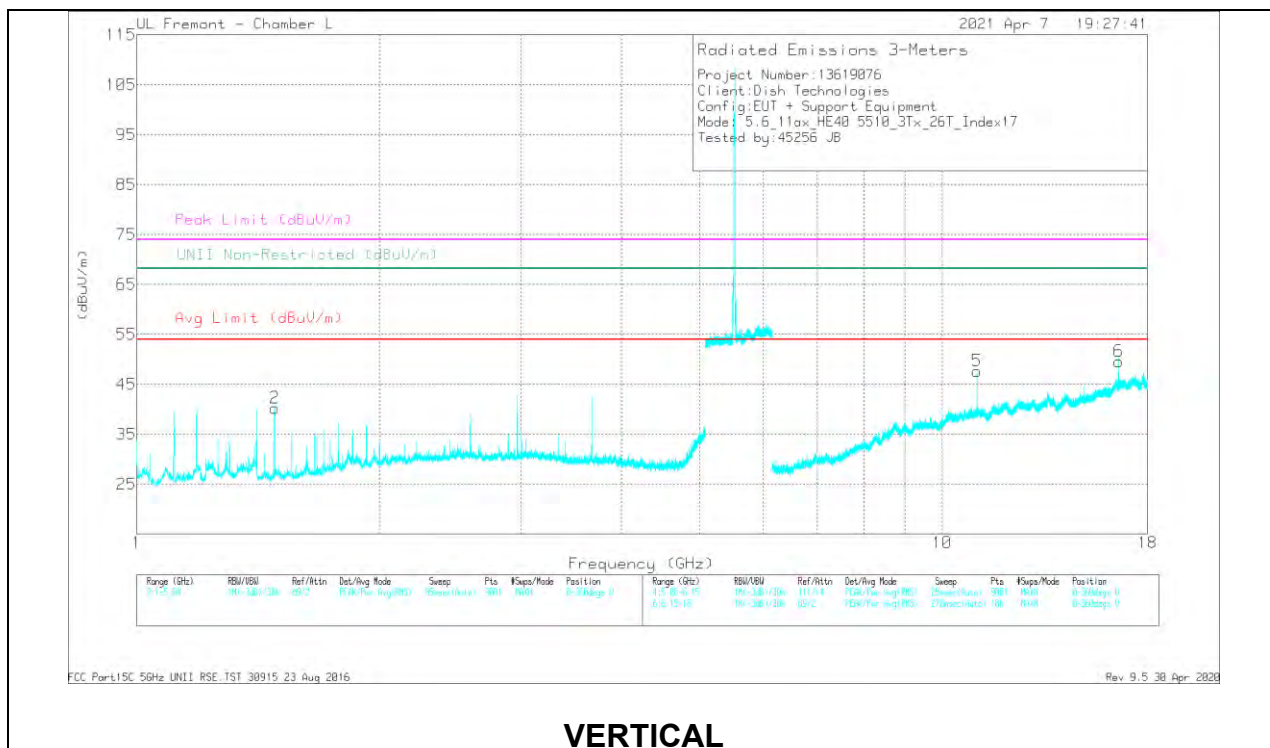


# HARMONICS AND SPURIOUS EMISSIONS

## LOW



## HORIZONTAL



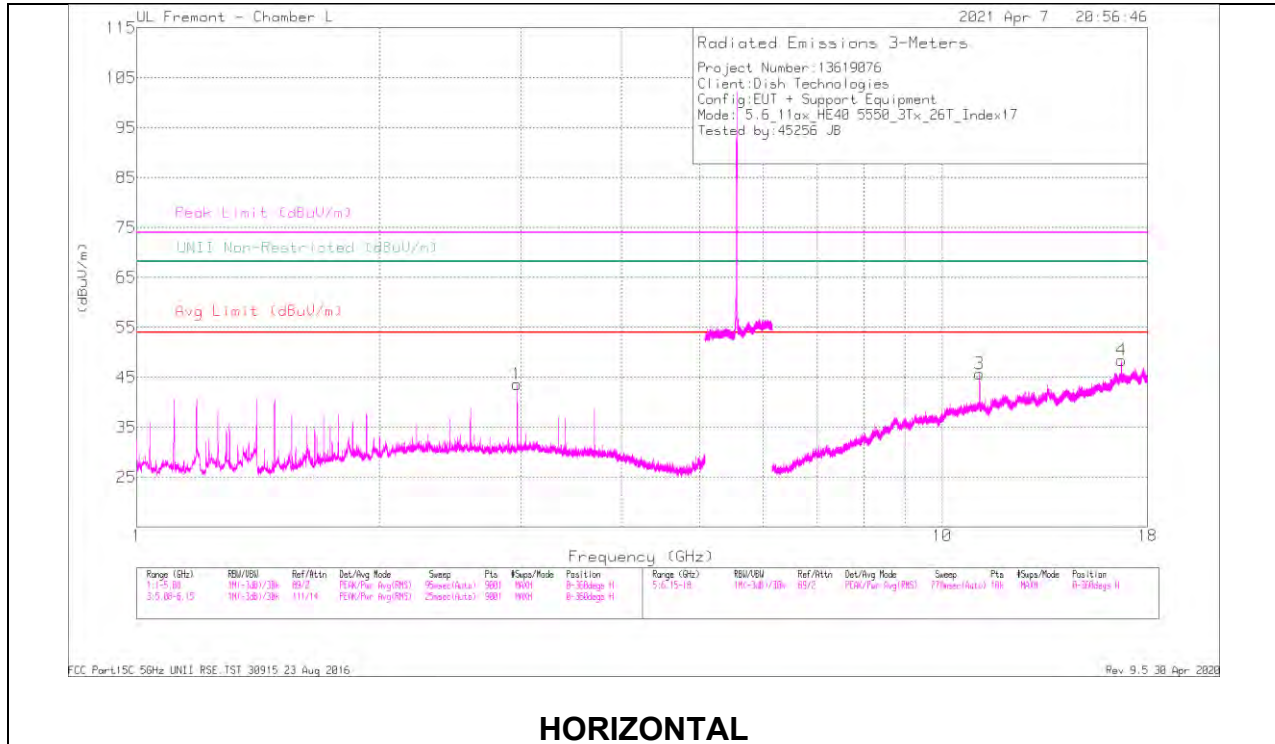
## VERTICAL

RADIATED EMISSIONS

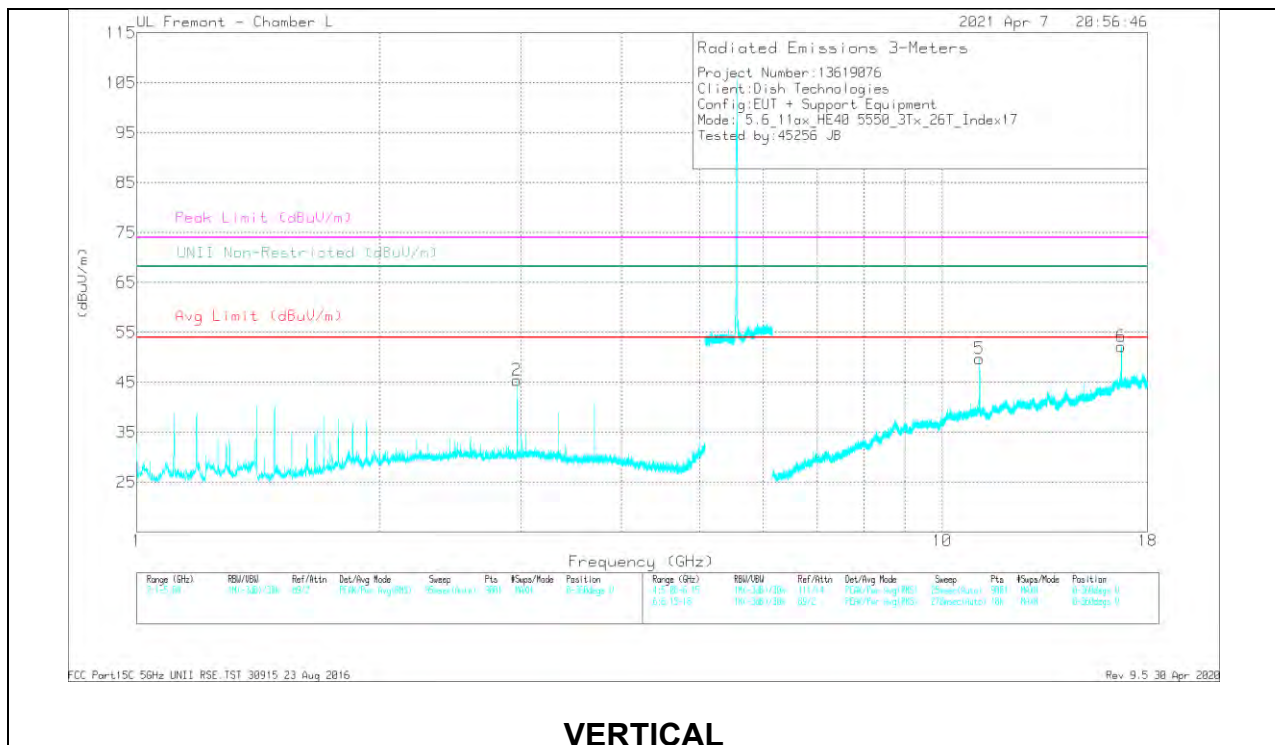
Marker	Frequency (MHz)	Meas Reading (dBuV)	Det	AF 344 (dBm)	AmpCofFiltPad (dB)	DC Corr (dB)	Corrected Reading (dBuV/m)	Avg Limit (dBuV/m)	Margin (dB)	Peak Limit (dBuV/m)	PK Margin (dB)	UNI Non-Restricted (dBuV/m)	PK Margin (dB)	Altitude (Feet)	Height (feet)	Polarity
1	* 1.48353	51.87	PK-U	28.2	-32.8	0	47.27	-	-	74	-26.73	-	-	299	222	H
	* 1.48352	45.55	ADR	28.2	-32.8	13	41.08	54	-12.92	-	-	-	-	299	222	H
2	* 1.48352	50.16	PK-U	28.2	-32.8	0	45.56	-	-	74	-28.44	-	-	251	213	V
	* 1.48353	43.71	ADR	28.2	-32.8	13	39.24	54	-14.76	-	-	-	-	251	213	V
3	* 11.05587	38.92	PK-U	38	-19.5	0	55.42	-	-	74	-18.58	-	-	88	104	H
	* 11.05571	25.06	ADR	38	-19.5	13	43.69	54	-10.31	-	-	-	-	88	104	H
4	16.58187	33.68	PK-U	42.1	-18.2	0	57.58	-	-	-	-	68.2	-10.62	77	128	H
5	* 11.05646	41.3	PK-U	38	-18.5	0	59.8	-	-	74	-14.2	-	-	199	207	V
	* 11.05614	27.72	ADR	38	-18.5	13	45.35	54	-7.65	-	-	-	-	199	207	V
6	16.5824	37.31	PK-U	42.1	-18.2	0	61.21	-	-	-	-	68.2	-6.99	135	101	V

\* - indicates frequency in CFR47 Pt 15 / IC RSS-Restricted Band  
 PK-U - U-NII: Maximum Peak  
 ADR - U-NII AD primary method, RMS average

**MID**



**HORIZONTAL**



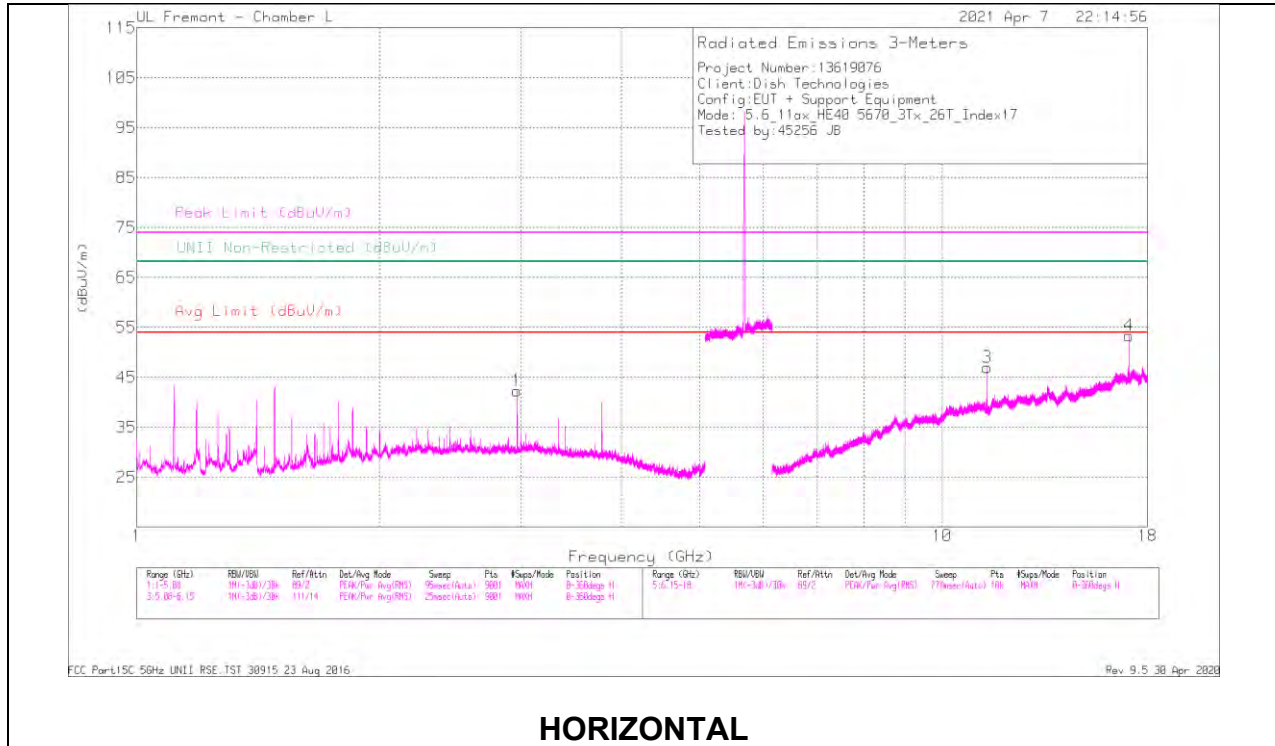
**VERTICAL**

RADIATED EMISSIONS

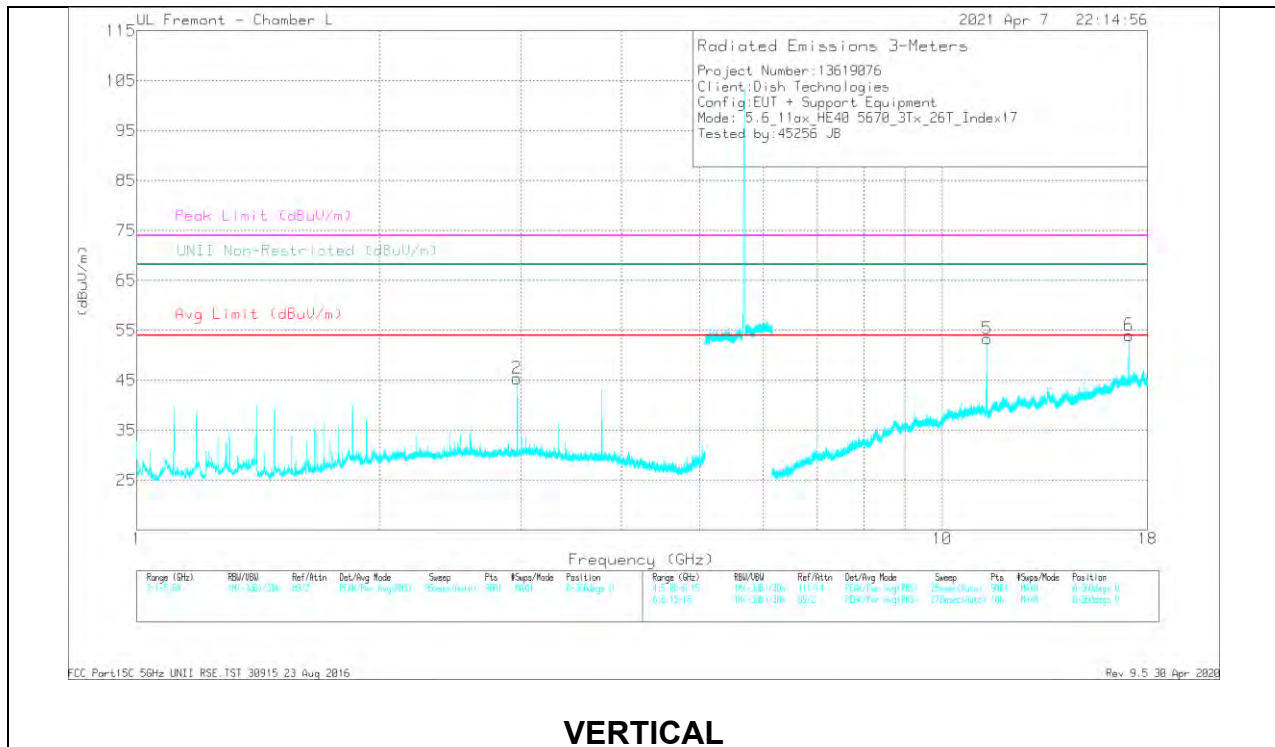
Marker	Frequency (MHz)	Meas Reading (dBuV)	Det	AF 344 (dBm)	Amp/Clamp/Pad (dB)	DC Corr (dB)	Corrected Reading (dBuV/m)	Avg Limit (dBuV/m)	Margin (dB)	Peak Limit (dBuV/m)	PK Margin (dB)	UNI Non-Restricted (dBuV/m)	PK Margin (dB)	Asymth (Degs)	Height (cm)	Polarity
1	2.96697	45.62	PK-U	32.6	-30.1	0	48.12	-	-	-	-	68.2	-20.08	216	112	H
2	2.96701	47.54	PK-U	32.6	-30.1	0	50.04	-	-	-	-	68.2	-18.16	211	105	V
4	16.70263	35.48	PK-U	42.3	-17.7	0	60.08	-	-	-	-	68.2	-8.12	144	108	H
3	* 11.13526	40.87	PK-U	38	-19.8	0	59.07	-	-	74	-14.93	-	-	121	102	H
	* 11.1356	27.24	ADR	38	-19.8	.13	45.57	54	-8.43	-	-	-	-	121	102	H
6	16.70259	38.26	PK-U	42.3	-17.7	0	62.86	-	-	-	-	68.2	-5.34	135	108	V
5	* 11.13587	46.96	PK-U	38	-19.8	0	65.16	-	-	74	-8.84	-	-	25	109	V
	* 11.13599	33.96	ADR	38	-19.8	.13	51.89	54	-2.11	-	-	-	-	25	109	V

\* - indicates frequency in CFR47 Pt 15 / IC RSS-Restricted Band  
 PK-U - U-NII: Maximum Peak  
 ADR - U-NII AD primary method, RMS average

**HIGH**



**HORIZONTAL**



**VERTICAL**

RADIATED EMISSIONS

Marker	Frequency (MHz)	Meas Reading (dBuV)	Det	AF 344 (dBm)	AmpClfFilt/Pad (dB)	DC Corr (dB)	Corrected Reading (dBuV/m)	Avg Limit (dBuV/m)	Margin (dB)	Peak Limit (dBuV/m)	PK Margin (dB)	UNII Non-Restricted (dBuV/m)	PK Margin (dB)	Altitude (Feet)	Height (m)	Polarity
1	2.96702	46.19	PK-U	32.6	-30.1	0	43.69	-	-	-	-	68.2	-19.51	191	102	H
2	2.967	47.86	PK-U	32.6	-30.1	0	50.36	-	-	-	-	68.2	-17.84	212	103	V
4	17.06458	38.25	PK-U	41.7	-17.8	0	62.15	-	-	-	-	68.2	-6.05	142	108	H
3	* 11.37556	41.32	PK-U	38	-19.4	0	59.92	-	-	74	-14.08	-	-	276	101	H
	* 11.37587	39.46	ADR	38	-19.4	-13	47.19	54	-6.81	-	-	-	-	276	101	H
6	17.06259	39.53	PK-U	41.7	-17.9	0	63.33	-	-	-	-	68.2	-4.87	128	106	V
5	* 11.37513	47.04	PK-U	38	-19.4	0	65.64	-	-	74	-8.36	-	-	21	116	V
	* 11.37575	34.45	ADR	38	-19.4	-13	53.18	54	-6.2	-	-	-	-	21	116	V

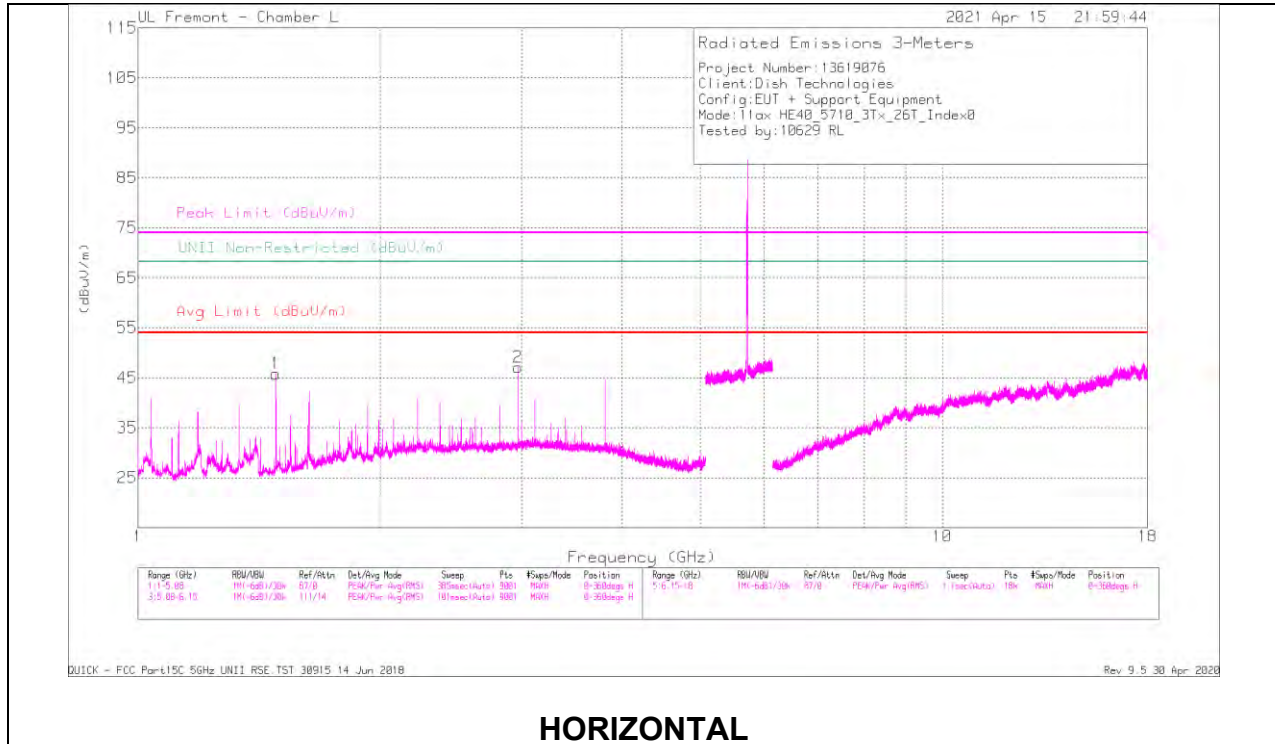
\* - indicates frequency in CFR47 Pt 15 / IC RSS-Restricted Band

PK-U - U-NII: Maximum Peak

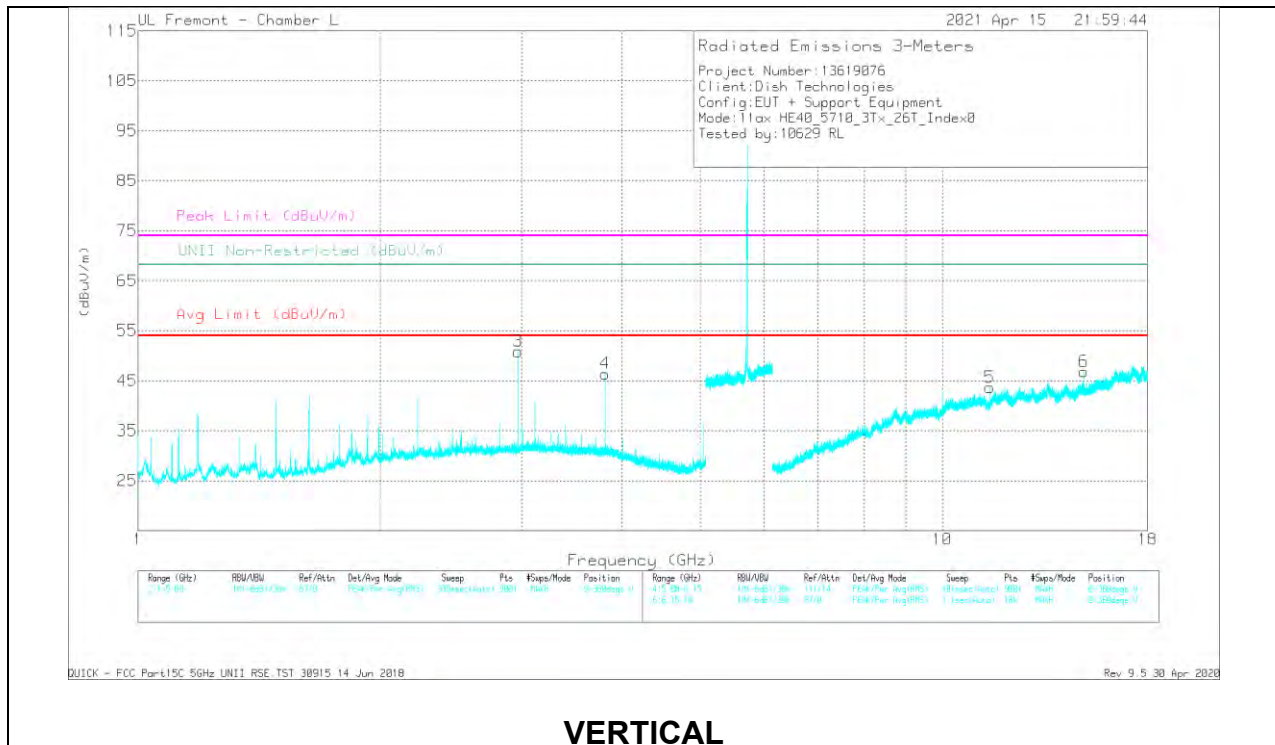
ADR - U-NII AD primary method, RMS average



**CHANNEL 142**



**HORIZONTAL**



**VERTICAL**

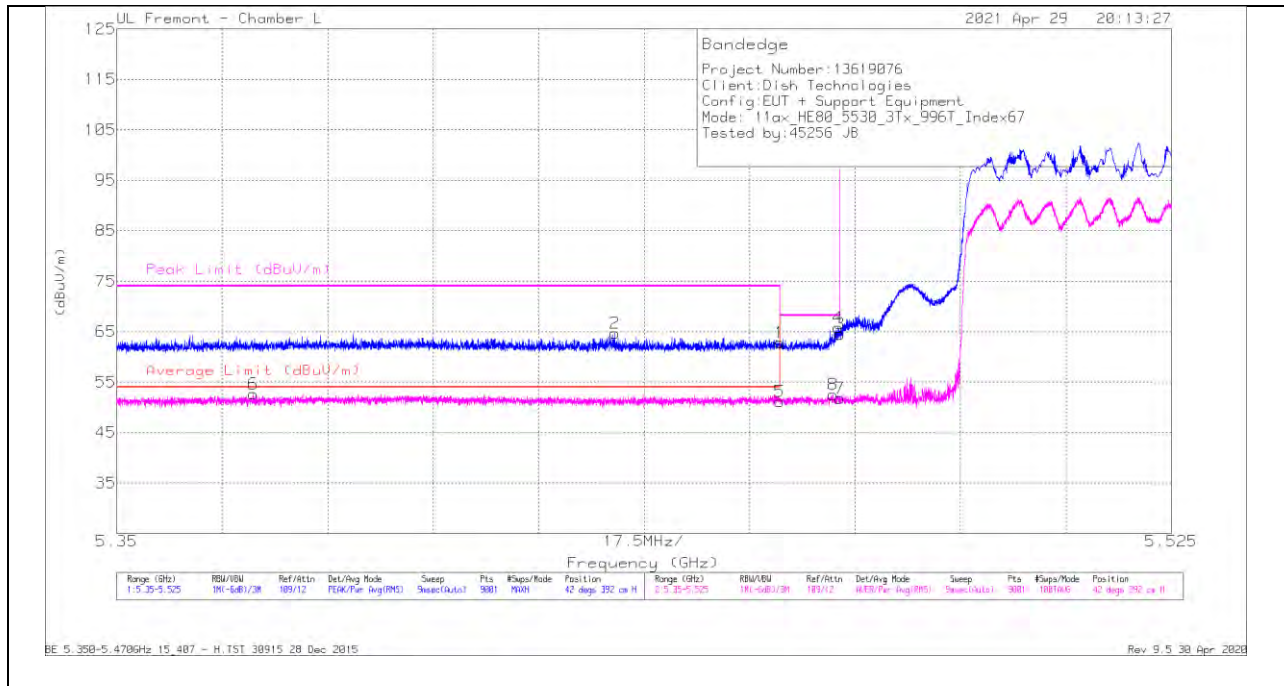
RADIATED EMISSIONS

Marker	Frequency (MHz)	Meas Reading (dBuV)	Det	AF 344 (dBm)	Amp/Clf/Fix/Pad (dB)	DC Corr (dB)	Corrected Reading (dBuV/m)	Avg Limit (dBuV/m)	Margin (dB)	Peak Limit (dBuV/m)	PK Margin (dB)	UNI Non-Restricted (dBuV/m)	PK Margin (dB)	Altitude (Feet)	Height (feet)	Polarity
1	* 1.4835	59.8	PK-U	28.2	-31.8	0	28.2	-	-	74	-17.8	-	-	285	387	H
	* 1.4835	53.61	ADR	28.2	-31.8	13	50.14	54	-3.86	-	-	-	-	285	387	H
2	2.96709	51.3	PK-U	32.6	-28.2	0	55.7	-	-	-	-	68.2	-12.5	220	115	H
3	2.967	50.84	PK-U	32.6	-28.2	0	55.34	-	-	-	-	68.2	-12.86	151	101	V
4	* 3.80569	42.67	PK-U	33.5	-26.6	0	49.57	-	-	74	-24.43	-	-	311	103	V
	* 3.80564	39.76	ADR	33.5	-26.6	13	46.79	54	-7.21	-	-	-	-	311	103	V
5	* 11.45568	37.31	PK-U	38.1	-16.8	0	58.61	-	-	74	-15.39	-	-	16	113	V
	* 11.45566	22.72	ADR	38.1	-16.8	13	48.15	54	-9.85	-	-	-	-	16	113	V
6	15.00014	30.9	PK-U	39.9	-16.6	0	54.2	-	-	-	-	68.2	-14	348	103	V

\* - indicates frequency in CFR47 Pt 15 / IC RSS-Restricted Band  
 PK-U - U-NII: Maximum Peak  
 ADR - U-NII AD primary method, RMS average

**10.1.9. TX ABOVE 1 GHz 802.11ax HE80 MODE IN THE 5.6GHz BAND**  
**3TX Antenna 1 + Antenna 2 + Antenna 3 OFDMA MODE: 996-Tones, RU Index 67**  
**BANDEDGE (LOW CHANNEL)**

**HORIZONTAL RESULT**



**TRACE MARKER**

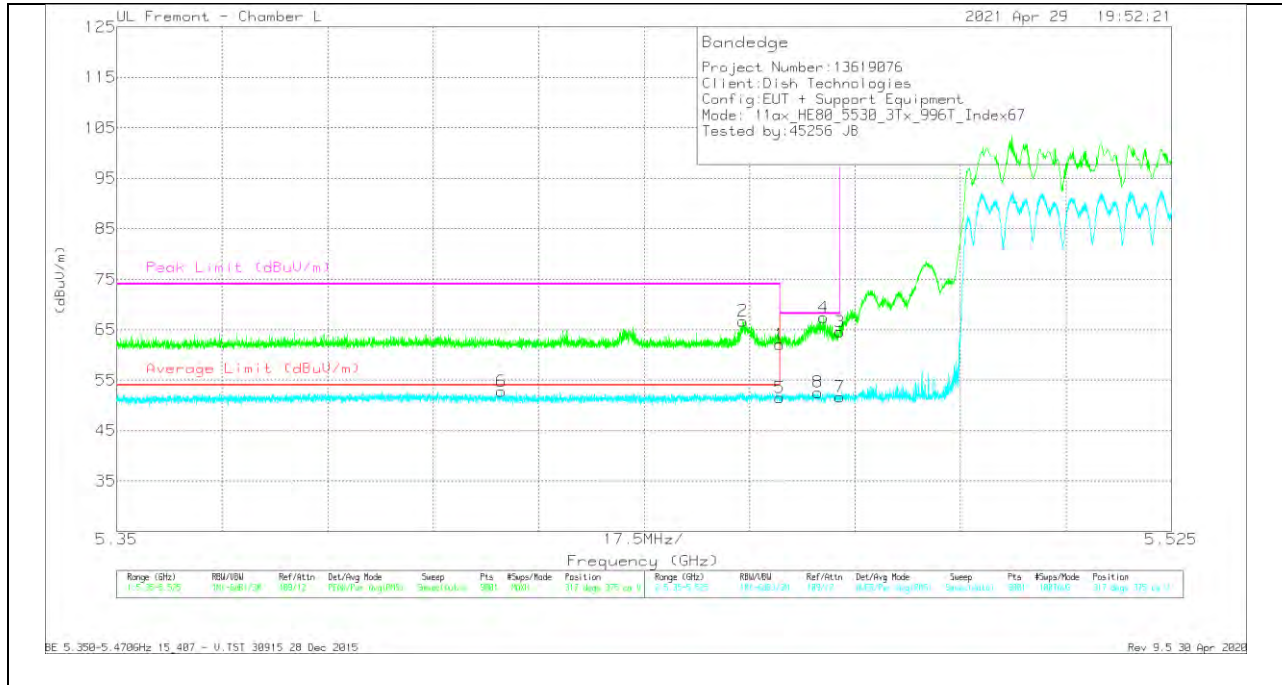
Marker	Frequency (GHz)	Meter Reading (dBuV)	Det	AF 344 (dBm)	Amp/CbF/Trn/Psd (dB)	DC Corr (dB)	Corrected Reading (dBuV/m)	Average Limit (dBuV/m)	Margin (dB)	Peak Limit (dBuV/m)	PK Margin (dB)	Azimuth (Degs)	Height (cm)	Polarity
1	* 5.45999	33.05	Pk	34.6	-4.8	0	62.85	-	-	74	-11.15	42	392	H
2	* 5.43268	35.08	Pk	34.5	-4.9	0	64.68	-	-	74	-9.32	42	392	H
3	5.46999	34.71	Pk	34.6	-4.8	0	64.51	-	-	68.2	-3.69	42	392	H
4	5.4697	35.98	Pk	34.6	-4.8	0	65.78	-	-	68.2	-2.42	42	392	H
5	* 5.45999	21.26	RMS	34.6	-4.8	-13	51.19	54	-2.81	-	-	42	392	H
6	* 5.37261	22.99	RMS	34.4	-4.9	-13	52.62	54	-1.38	-	-	42	392	H
7	5.46999	21.86	RMS	34.6	-4.8	-13	51.79	-	-	-	-	42	392	H
8	5.4688	22.61	RMS	34.6	-4.8	-13	52.54	-	-	-	-	42	392	H

\* - indicates frequency in CFR47 Pt 15 / IC RSS-Restricted Band

Pk - Peak detector

RMS - RMS detection

**VERTICAL RESULT**



**TRACE MARKER**

Marker	Frequency (GHz)	Meter Reading (dBu)	Det	AF 344 (dBm)	Amp/CoI/Filt/Pad (dB)	DC Corr (dB)	Corrected Reading (dBu/m)	Average Limit (dBu/m)	Margin (dB)	Peak Limit (dBu/m)	PK Margin (dB)	Azimuth (Degs)	Height (cm)	Polarity
1	* 5.45999	32.27	Pk	34.6	-4.8	0	62.07	-	-	74	-11.93	317	375	V
2	* 5.45387	36.94	Pk	34.6	-4.8	0	66.74	-	-	74	-7.26	317	375	V
3	5.46999	34.73	Pk	34.6	-4.8	0	64.53	-	-	68.2	-3.67	317	375	V
4	5.46725	37.65	Pk	34.6	-4.8	0	67.45	-	-	68.2	-0.75	317	375	V
5	* 5.45999	21.58	RMS	34.6	-4.8	.13	51.51	54	-2.49	-	-	317	375	V
6	* 5.41383	22.83	RMS	34.6	-4.8	.13	52.76	54	-1.24	-	-	317	375	V
7	5.46999	21.68	RMS	34.6	-4.8	.13	51.61	-	-	-	-	317	375	V
8	5.46631	22.66	RMS	34.6	-4.8	.13	52.59	-	-	-	-	317	375	V

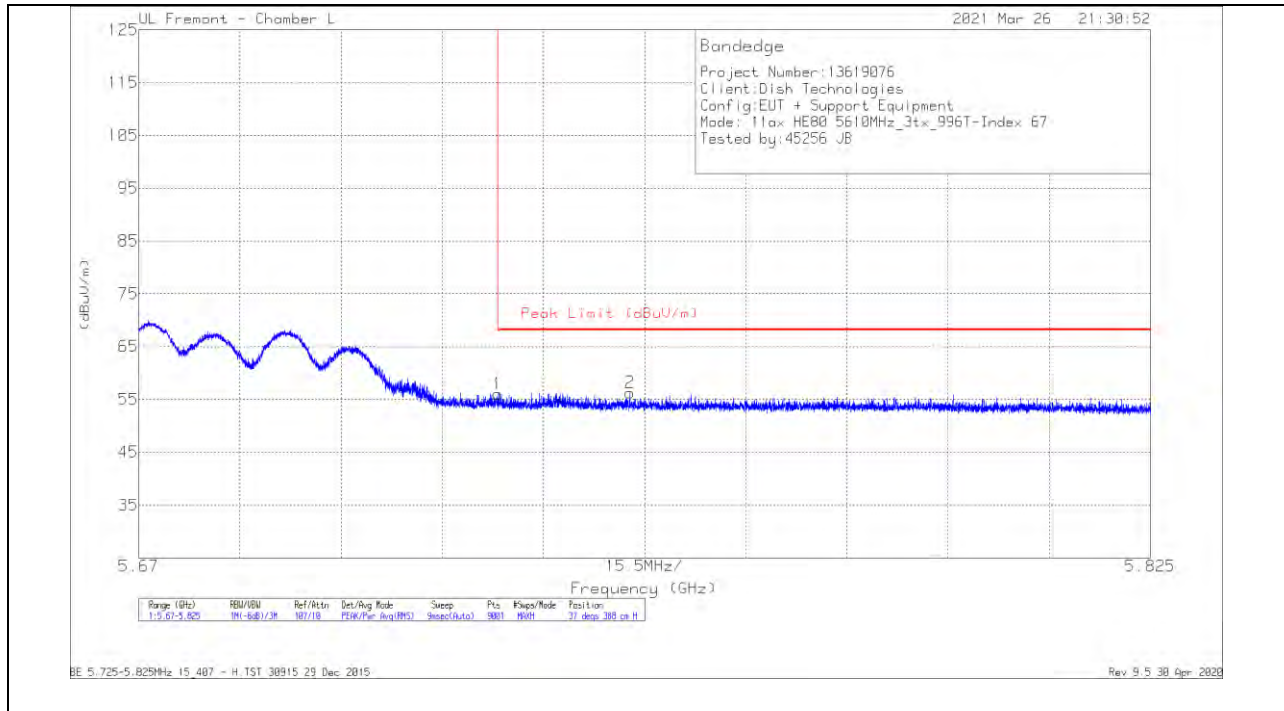
\* - indicates frequency in CFR47 Pt 15 / IC RSS-Restricted Band

Pk - Peak detector

RMS - RMS detection

**BANDEDGE (HIGH CHANNEL)**

**HORIZONTAL RESULT**

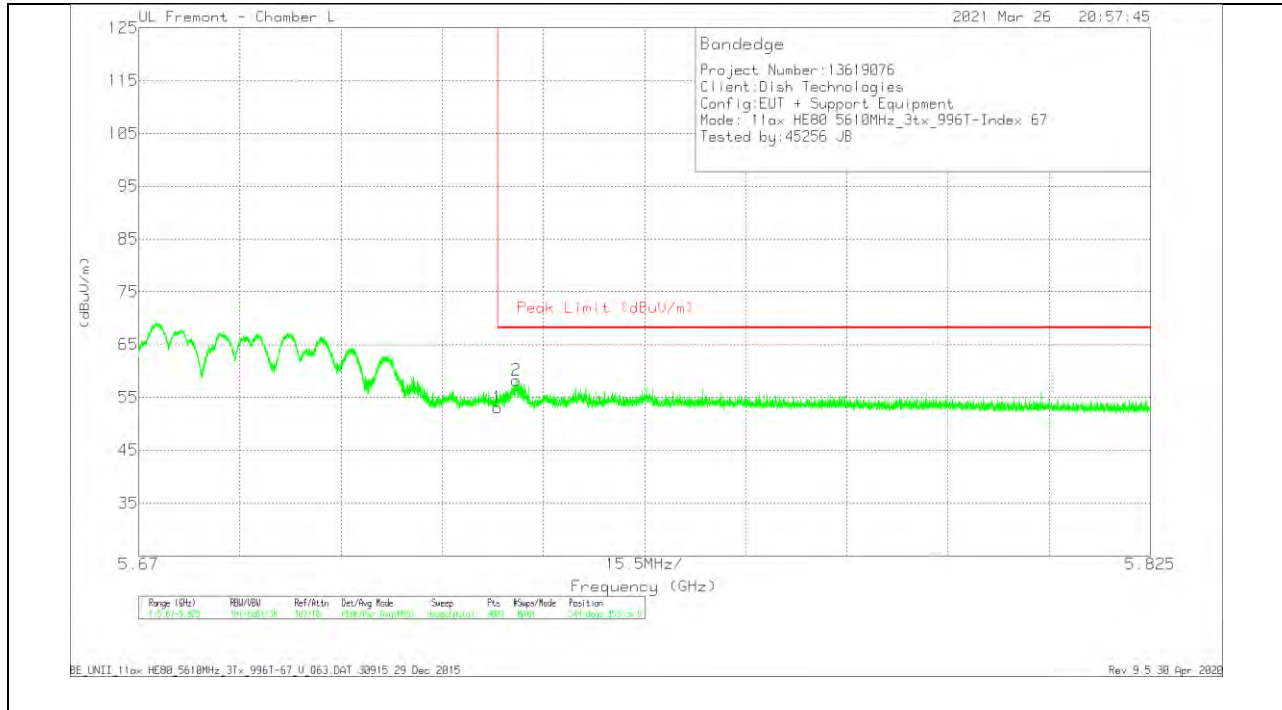


**TRACE MARKER**

Marker	Frequency (GHz)	Meter Reading (dBuV)	Det	AF 344 (dB/m)	Amp/Cbl/Filtr/Pa d (dB)	DC Corr (dB)	Corrected Reading (dBuV/m)	Peak Limit (dBuV/m)	PK Margin (dB)	Azimuth (Degs)	Height (cm)	Polarity
1	5.72501	37.87	Pk	34.7	-16.6	0	55.97	68.2	-12.23	37	388	H
2	5.74524	38.02	Pk	34.8	-16.6	0	56.22	68.2	-11.98	37	388	H

Pk - Peak detector

**VERTICAL RESULT**



**TRACE MARKER**

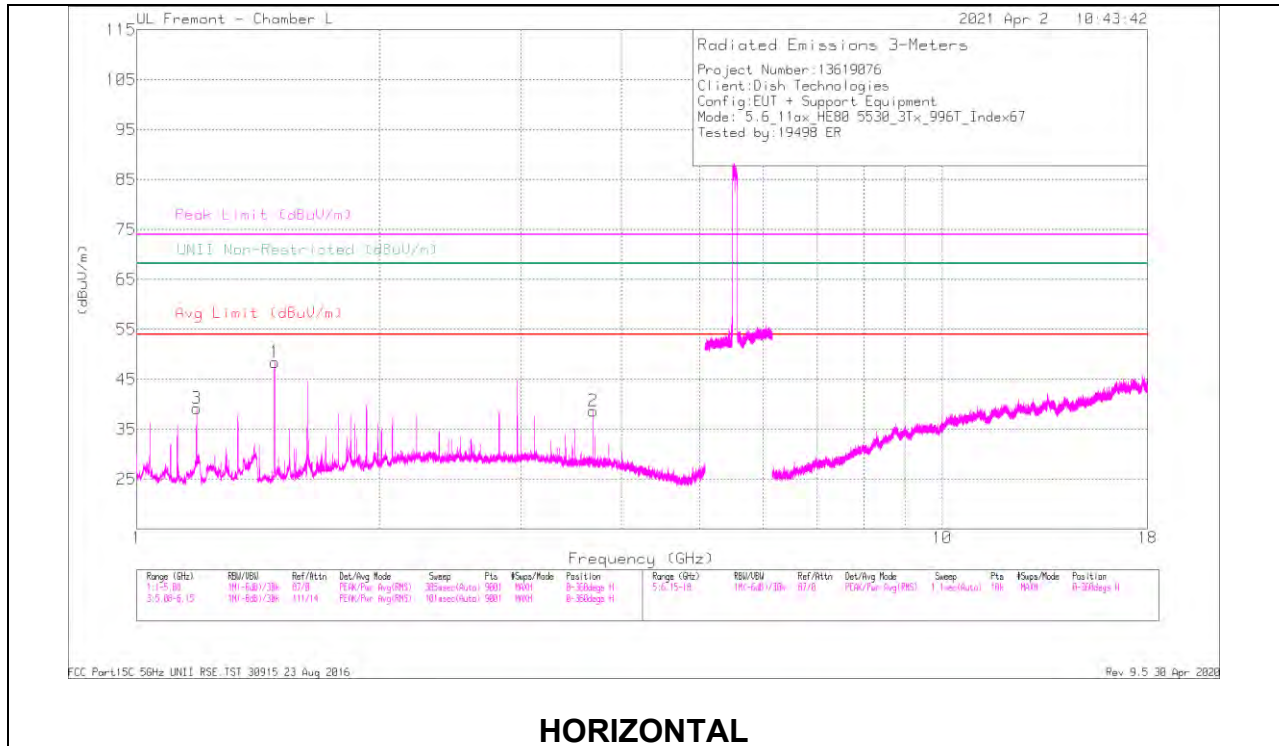
Marker	Frequency (GHz)	Meter Reading (dBuV)	Det	AF 344 (dB/m)	Amp/Cbl/Fitr/Pad (dB)	DC Corr (dB)	Corrected Reading (dBuV/m)	Peak Limit (dBuV/m)	PK Margin (dB)	Azimuth (Degs)	Height (cm)	Polarity
1	5.72501	34.98	Pk	34.7	-16.6	0	53.08	68.2	-15.12	344	353	V
2	5.7278	40.09	Pk	34.7	-16.6	0	58.19	68.2	-10.01	344	353	V

Pk - Peak detector

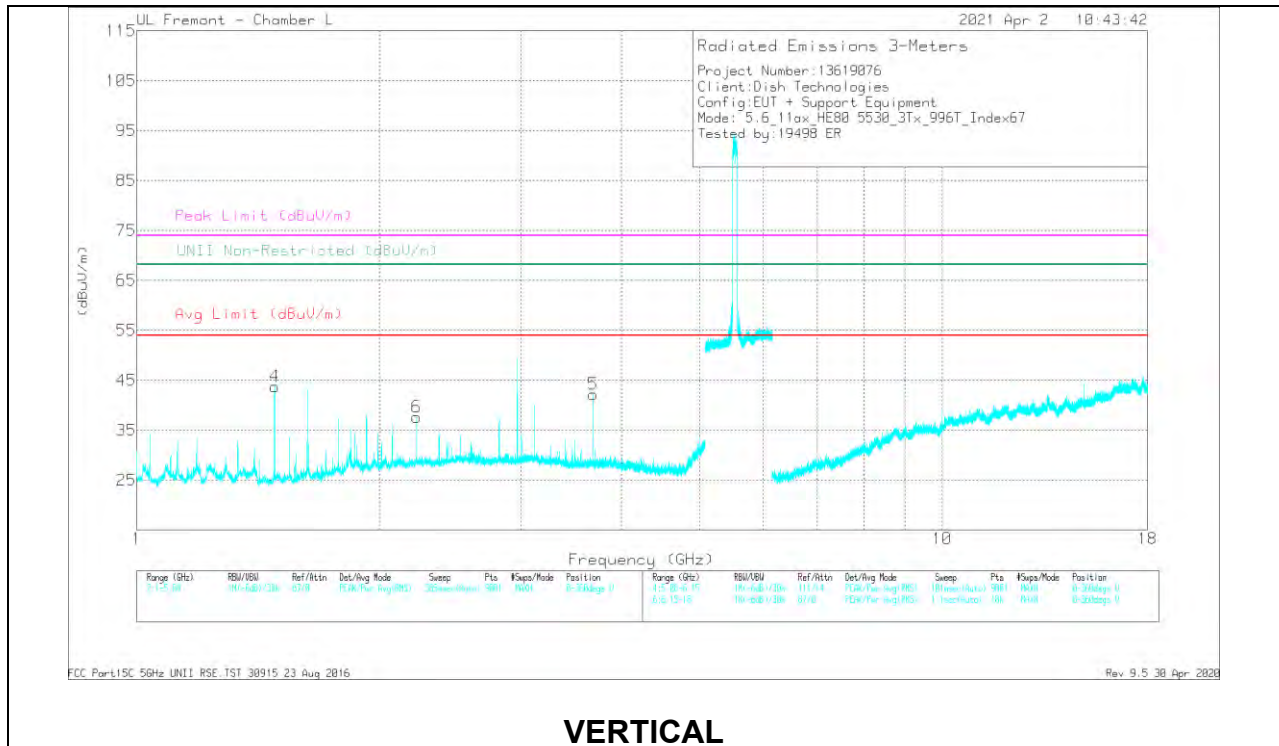


# HARMONICS AND SPURIOUS EMISSIONS

## LOW



## HORIZONTAL



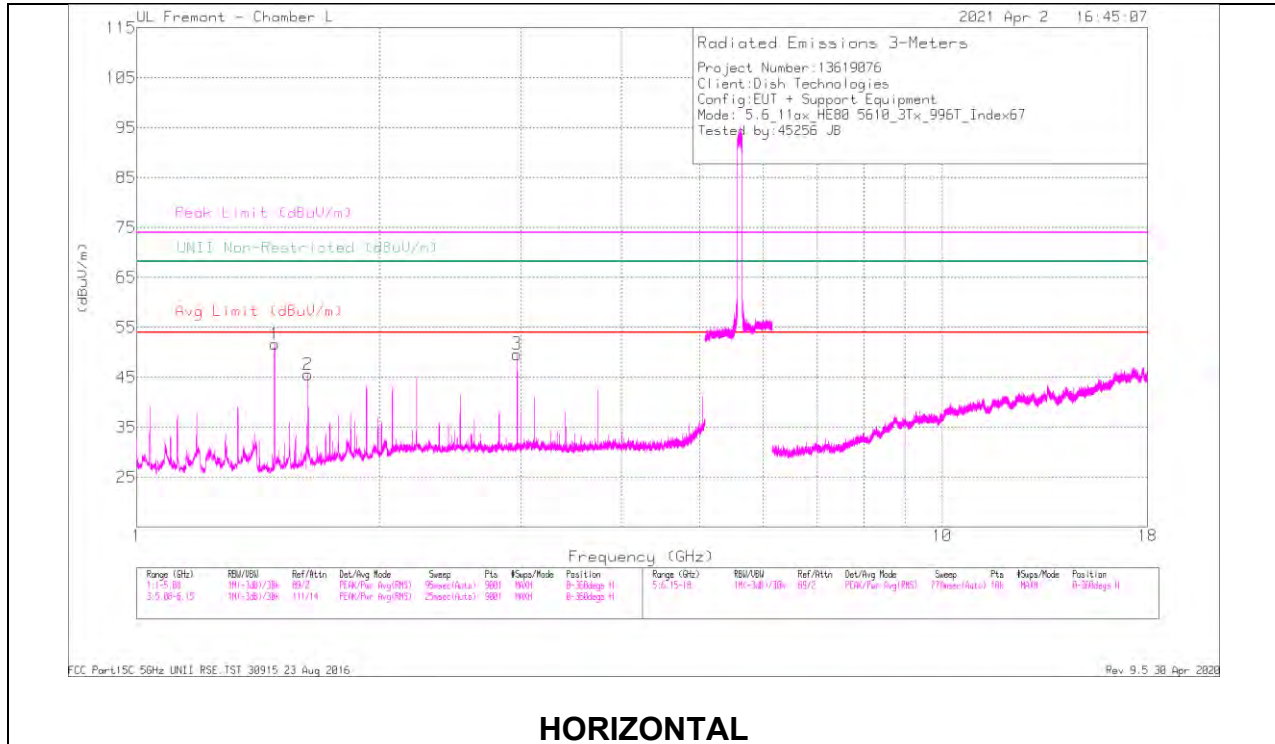
## VERTICAL

RADIATED EMISSIONS

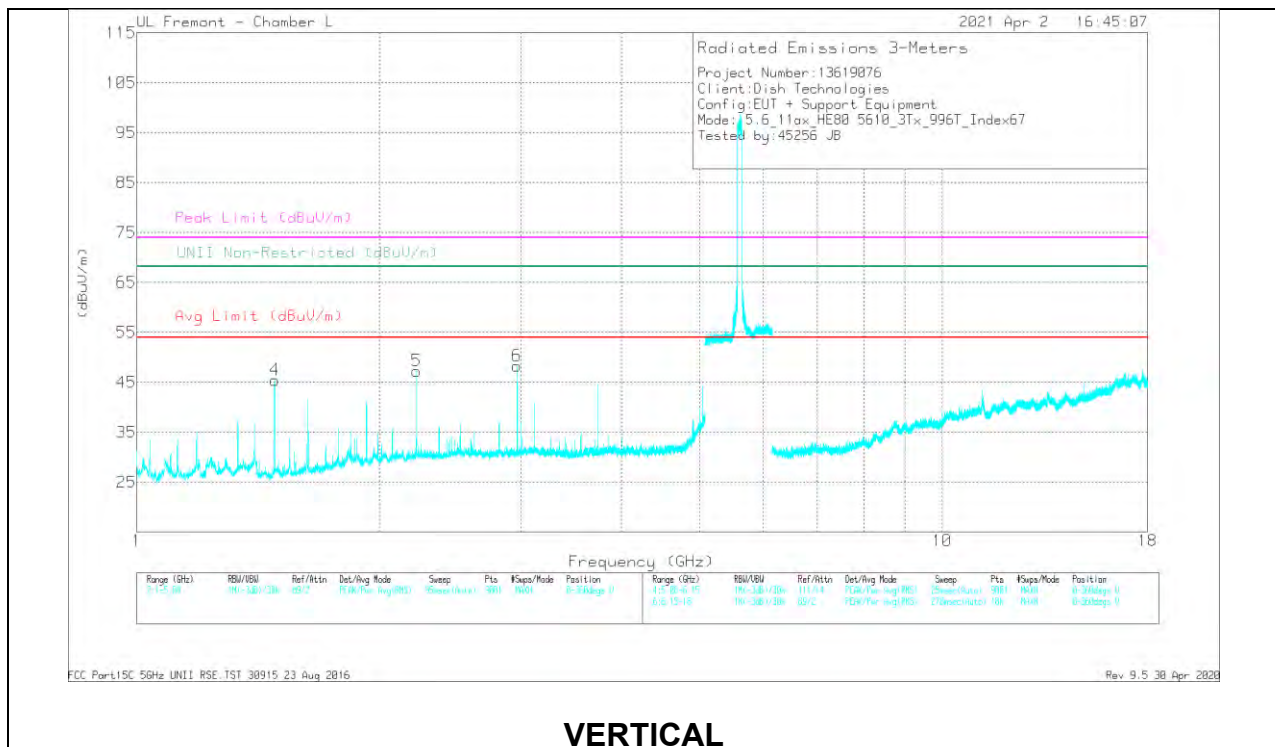
Marker	Frequency (MHz)	Meas Reading (dBuV)	Det	AF 344 (dBm)	Amp/Corr/Fit/Psd (dB)	DC Corr (dB)	Corrected Reading (dBuV/m)	Avg Limit (dBuV/m)	Margin (dB)	Peak Limit (dBuV/m)	PK Margin (dB)	UNI Non-Restricted (dBuV/m)	PK Margin (dB)	Azimuth (Degs)	Height (cm)	Polarity
1	* 1.4835	57.91	PK-U	28.2	-32.8	0	52.41	-	-	74	-21.59	-	-	257	120	H
	* 1.48351	48.17	ADR	28.2	-32.8	-13	43.7	54	-10.3	-	-	-	-	257	120	H
2	* 3.68672	38.59	PK-U	33.1	-28.3	0	43.39	-	-	74	-30.61	-	-	150	103	H
	* 3.6867	34.29	ADR	33.1	-28.3	-13	39.22	54	-14.78	-	-	-	-	150	103	H
1	* 1.18972	48	PK-U	27.9	-33.9	0	42	-	-	74	-32	-	-	234	117	H
	* 1.1888	35.98	ADR	27.9	-33.9	-13	30.11	54	-23.89	-	-	-	-	234	117	H
4	* 1.48349	51.77	PK-U	28.2	-32.8	0	47.17	-	-	74	-26.83	-	-	224	376	V
	* 1.48351	42.2	ADR	28.2	-32.8	-13	37.79	54	-16.27	-	-	-	-	224	376	V
5	* 3.68671	41.17	PK-U	33.1	-28.3	0	45.97	-	-	74	-28.03	-	-	321	123	V
	* 3.68669	38.1	ADR	33.1	-28.3	-13	43.03	54	-10.97	-	-	-	-	321	123	V
6	* 2.22524	46.31	PK-U	31.7	-31.3	0	46.71	-	-	74	-27.29	-	-	166	110	V
	* 2.22527	35.88	ADR	31.7	-31.3	-13	36.41	54	-17.59	-	-	-	-	166	110	V

\* - indicates frequency in CFR47 Pt 15 / IC RSS-Restricted Band  
 PK-U - U-NII: Maximum Peak  
 ADR - U-NII AD primary method, RMS average

**HIGH**



**HORIZONTAL**



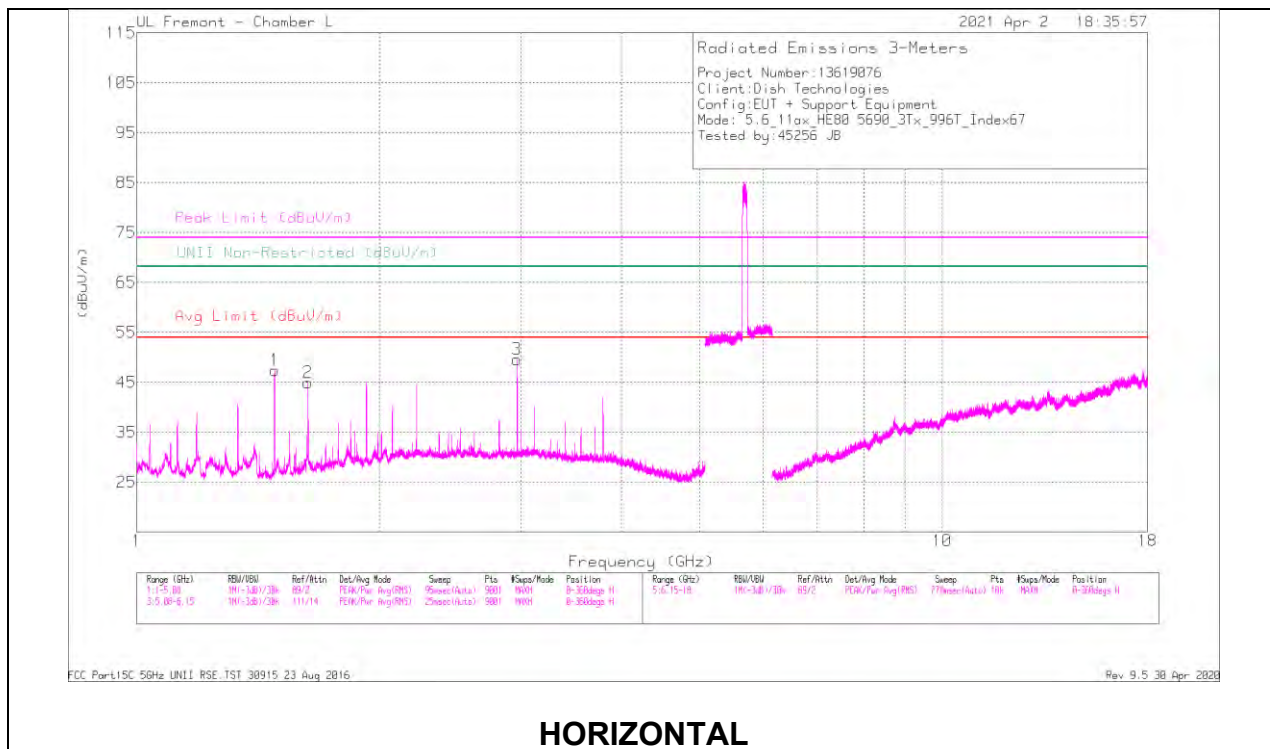
**VERTICAL**

RADIATED EMISSIONS

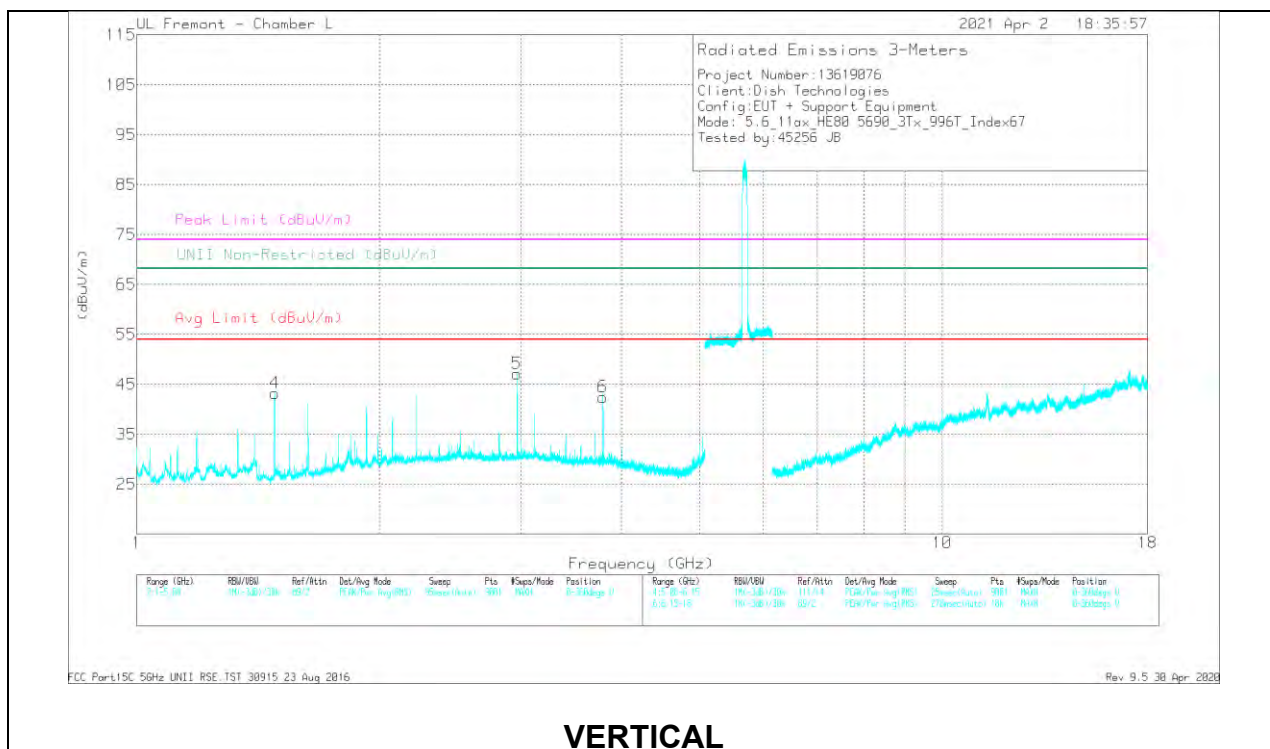
Marker	Frequency (MHz)	Meas Reading (dBuV)	Det	AF 344 (dBm)	Amp/Corr/Fit/Pad (dB)	DC Corr (dB)	Corrected Reading (dBuV/m)	Avg Limit (dBuV/m)	Margin (dB)	Peak Limit (dBuV/m)	PK Margin (dB)	UNI Non-Restricted (dBuV/m)	PK Margin (dB)	Altitude (feet)	Height (cm)	Polarity
1	* 1.48352	59.89	PK-U	28.2	-32.8	0	55.29	-	-	74	-18.71	-	-	287	114	H
	* 1.48351	52.86	ADR	28.2	-32.8	-13	48.39	54	-5.61	-	-	-	-	287	114	H
2	1.63187	54.4	PK-U	28.4	-32.0	0	49.9	-	-	-	-	68.2	-18.3	286	101	H
3	2.96701	52.26	PK-U	32.6	-30.1	0	54.76	-	-	-	-	68.2	-13.44	225	101	H
4	* 1.4835	55.52	PK-U	28.2	-32.8	0	50.92	-	-	74	-23.08	-	-	237	316	V
	* 1.4835	48.2	ADR	28.2	-32.8	-13	43.73	54	-10.27	-	-	-	-	237	316	V
5	* 2.22516	48.12	PK-U	31.7	-31.3	0	48.52	-	-	74	-25.48	-	-	218	102	V
	* 2.22523	38.17	ADR	31.7	-31.3	-13	38.7	54	-15.3	-	-	-	-	218	102	V
6	2.96704	49.09	PK-U	32.6	-30.1	0	51.59	-	-	-	-	68.2	-16.61	310	244	V

\* - indicates frequency in CFR47 Pt 15 / IC RSS-Restricted Band  
 PK-U - U-NII: Maximum Peak  
 ADR - U-NII AD primary method, RMS average

**CHANNEL 138**



**HORIZONTAL**



**VERTICAL**

RADIATED EMISSIONS

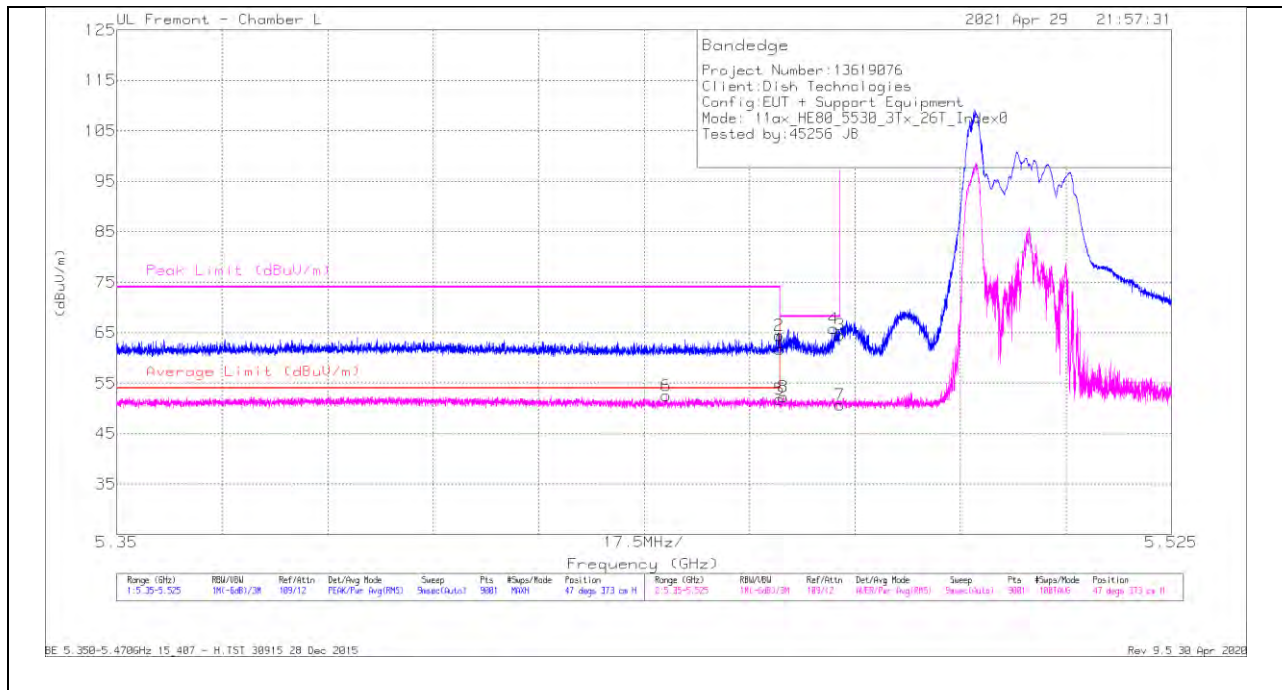
Marker	Frequency (MHz)	Meas Reading (dBuV)	Det	AF 344 (dBm)	Amp/Corr/Fit/Pad (dB)	DC Corr (dB)	Corrected Reading (dBuV/m)	Avg Limit (dBuV/m)	Margin (dB)	Peak Limit (dBuV/m)	PK Margin (dB)	UNI Non-Restricted (dBuV/m)	PK Margin (dB)	Altitude (Feet)	Height (m)	Polarity
1	* 1.4835	58.79	PK-U	28.2	-32.8	0	54.19	-	-	74	-19.81	-	-	283	201	H
	* 1.4835	51.98	ADR	28.2	-32.8	-13	47.51	54	-6.49	-	-	-	-	283	201	H
2	1.63185	54.33	PK-U	28.4	-32.0	0	49.83	-	-	-	-	68.2	-18.37	285	101	H
3	2.96704	52.22	PK-U	32.6	-30.1	0	54.72	-	-	-	-	68.2	-13.48	223	101	H
4	* 1.48355	55.15	PK-U	28.2	-32.8	0	50.58	-	-	74	-23.42	-	-	236	318	V
	* 1.48351	48.22	ADR	28.2	-32.8	-13	43.75	54	-10.25	-	-	-	-	236	318	V
6	* 3.78336	42.57	PK-U	33.5	-29.1	0	46.97	-	-	74	-27.03	-	-	318	129	V
	* 3.78337	38.47	ADR	33.5	-29.1	-13	44	54	-10	-	-	-	-	318	129	V
5	2.96704	50.16	PK-U	32.6	-30.1	0	52.66	-	-	-	-	68.2	-15.54	320	288	V

\* - indicates frequency in CFR47 Pt 15 / IC RSS-Restricted Band  
 PK-U - U-NII: Maximum Peak  
 ADR - U-NII AD primary method, RMS average



**3TX Antenna 1 + Antenna 2 + Anetna 3 OFDMA MODE: 26-Tones, RU Index 0  
 BANEDGE (LOW CHANNEL)**

**HORIZONTAL RESULT**

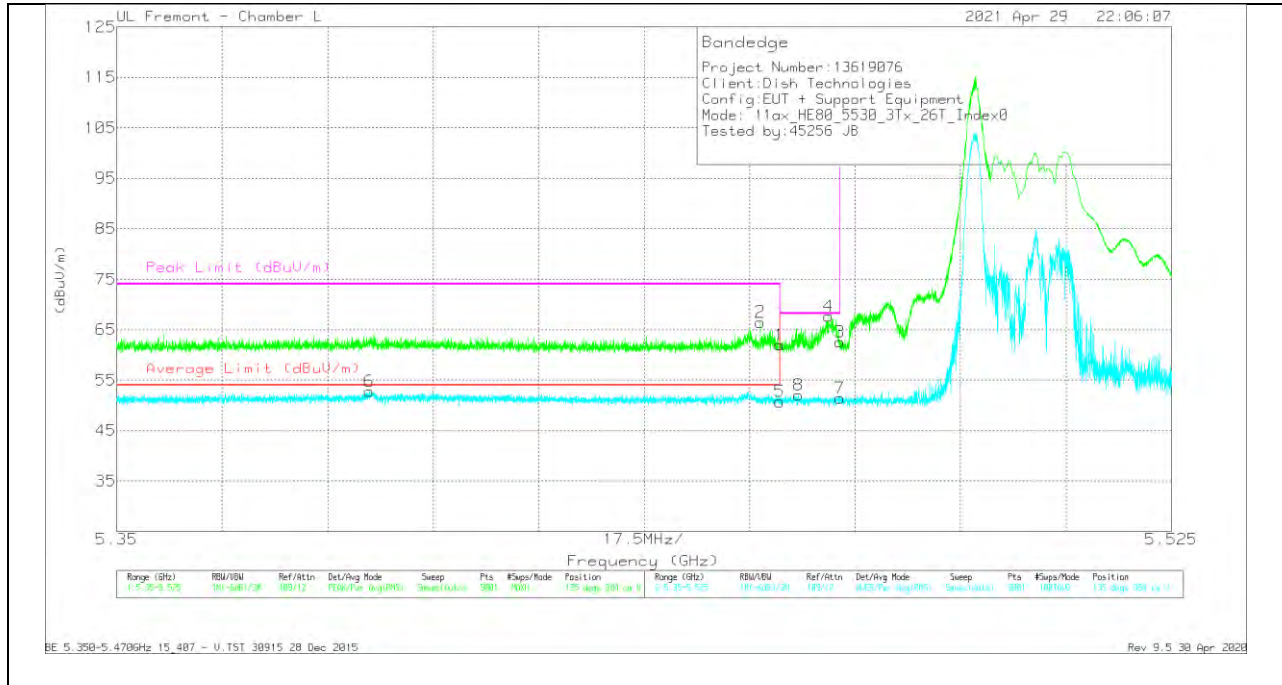


**TRACE MARKER**

Marker	Frequency (GHz)	Meter Reading (dBu)	Det	AF 344 (dBm)	Amp/CbI/Filt/Pad (dB)	DC Corr (dB)	Corrected Reading (dBu/m)	Average Limit (dBu/m)	Margin (dB)	Peak Limit (dBu/m)	PK Margin (dB)	Azimuth (Degs)	Height (cm)	Polarity
1	* 5.45999	31.93	Pk	34.6	-4.8	0	61.73	-	-	74	-12.27	47	373	H
2	* 5.45992	34.65	Pk	34.6	-4.8	0	64.45	-	-	74	-9.55	47	373	H
3	5.46999	34.79	Pk	34.6	-4.8	0	64.59	-	-	68.2	-3.61	47	373	H
4	5.46894	36.05	Pk	34.6	-4.8	0	65.85	-	-	68.2	-2.35	47	373	H
5	* 5.45999	21.88	RMS	34.6	-4.8	-13	51.81	54	-2.19	-	-	47	373	H
6	* 5.44119	22.64	RMS	34.6	-4.9	-13	52.47	54	-1.53	-	-	47	373	H
7	5.46999	20.76	RMS	34.6	-4.8	-13	50.69	-	-	-	-	47	373	H
8	5.46068	22.36	RMS	34.6	-4.8	-13	52.29	-	-	-	-	47	373	H

\* - indicates frequency in CFR47 Pt 15 / IC RSS-Restricted Band  
 Pk - Peak detector  
 RMS - RMS detection

**VERTICAL RESULT**



**TRACE MARKER**

Marker	Frequency (GHz)	Meter Reading (dBu)	Det	AF 344 (dBm)	Amp/Coif/Filt/Pad (dB)	DC Corr (dB)	Corrected Reading (dBu/m)	Average Limit (dBu/m)	Margin (dB)	Peak Limit (dBu/m)	PK Margin (dB)	Azimuth (Degs)	Height (cm)	Polarity
1	* 5.45999	32.14	Pk	34.6	-4.8	0	61.94	-	-	74	-12.06	135	384	V
2	* 5.45677	36.59	Pk	34.7	-4.8	0	66.49	-	-	74	-7.51	135	384	V
3	5.46999	32.75	Pk	34.6	-4.8	0	62.55	-	-	68.2	-5.65	135	384	V
4	5.46814	37.92	Pk	34.6	-4.8	0	67.72	-	-	68.2	-4.8	135	384	V
5	* 5.45999	20.8	RMS	34.6	-4.8	.13	50.73	54	-3.27	-	-	135	384	V
6	* 5.39194	22.99	RMS	34.4	-4.7	.13	52.82	54	-1.18	-	-	135	384	V
7	5.46999	21.43	RMS	34.6	-4.8	.13	51.36	-	-	-	-	135	384	V
8	5.46309	22.23	RMS	34.5	-4.8	.13	52.06	-	-	-	-	135	384	V

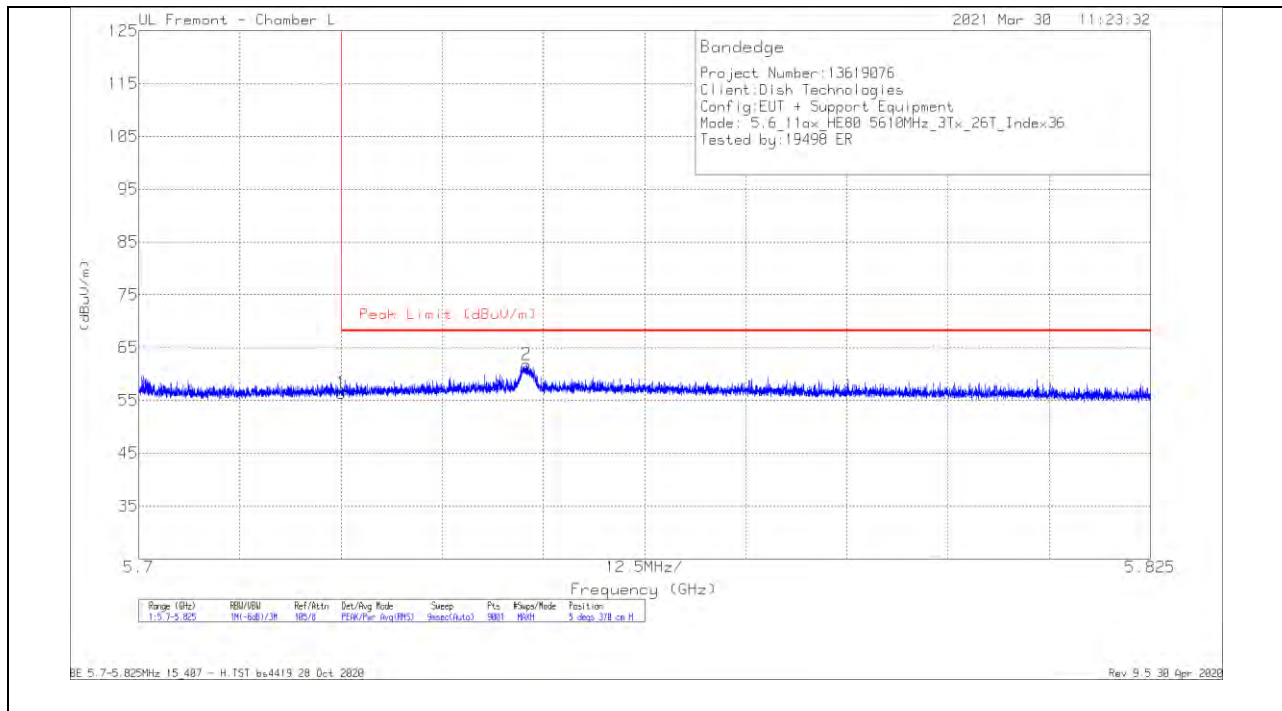
\* - indicates frequency in CFR47 Pt 15 / IC RSS-Restricted Band

Pk - Peak detector

RMS - RMS detection

**3TX Antenna 1 + Antenna 2 + Antenna 3 OFDMA MODE: 26-Tones, RU Index 36  
 BANDEDGE (HIGH CHANNEL)**

**HORIZONTAL RESULT**

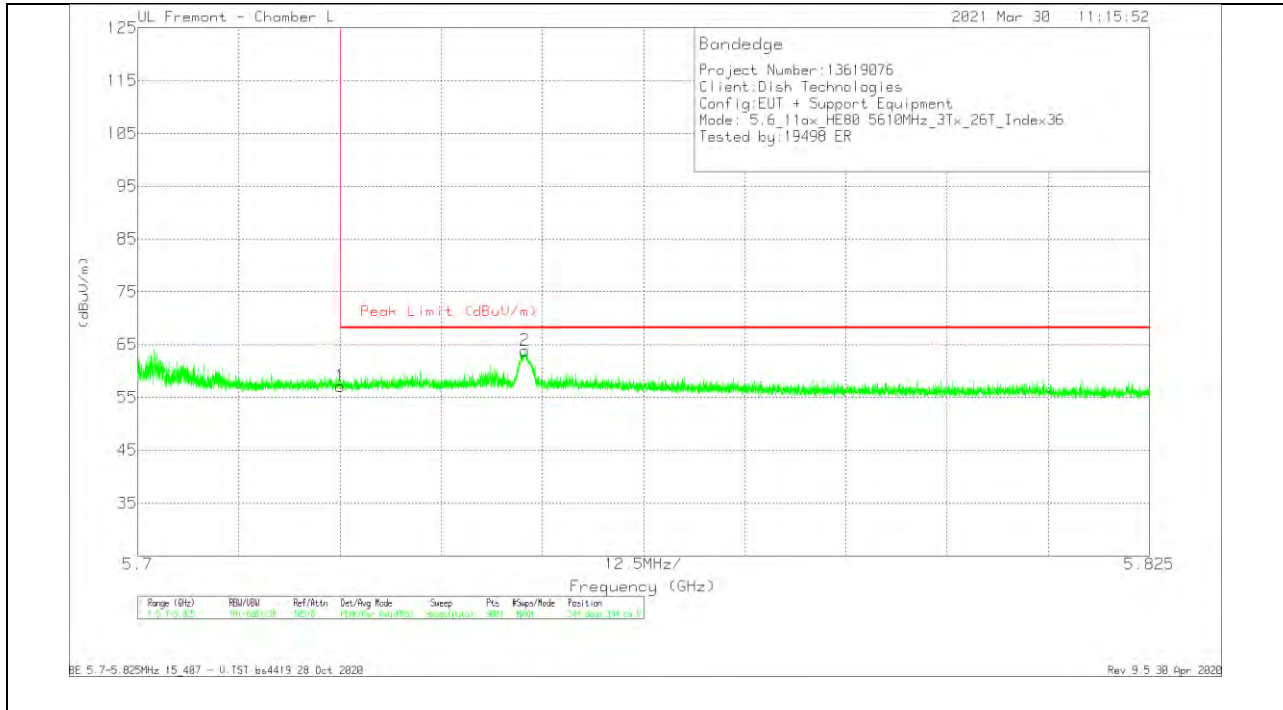


**TRACE MARKER**

Marker	Frequency (GHz)	Meter Reading (dBuV)	Det	AF 344 (dB/m)	Amp/Cbl/Filtr/Pad (dB)	Corrected Reading (dBuV/m)	Peak Limit (dBuV/m)	PK Margin (dB)	Azimuth (Degs)	Height (cm)	Polarity
1	5.725	28.44	Pk	34.7	-6.8	56.34	68.2	-11.86	5	370	H
2	5.74792	33.66	Pk	34.8	-6.7	61.76	68.2	-6.44	5	370	H

Pk - Peak detector

**VERTICAL RESULT**



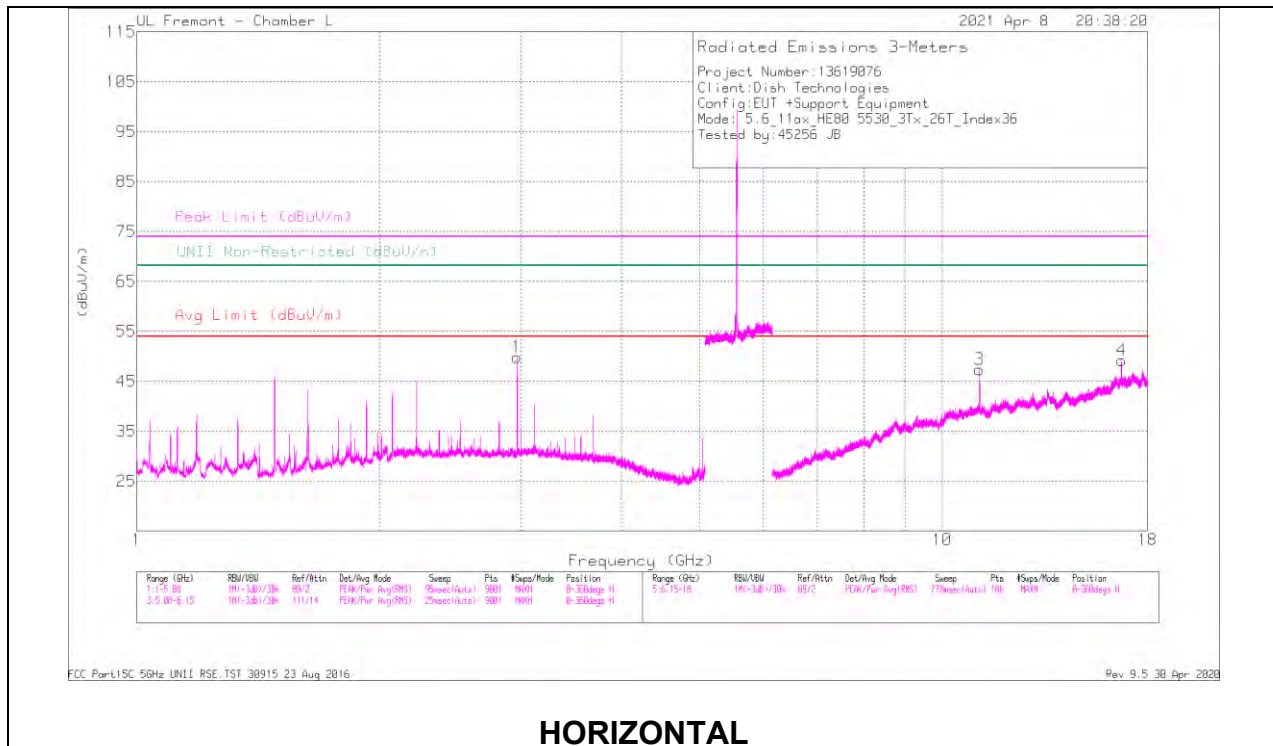
**TRACE MARKER**

Marker	Frequency (GHz)	Meter Reading (dBuV)	Det	AF 344 (dB/m)	Amp/Cbl/Filtr/Pad (dB)	Corrected Reading (dBuV/m)	Peak Limit (dBuV/m)	PK Margin (dB)	Azimuth (Degs)	Height (cm)	Polarity
1	5.725	29.24	Pk	34.7	-6.8	57.14	68.2	-11.06	344	344	V
2	5.74785	35.81	Pk	34.8	-6.7	63.91	68.2	-4.29	344	344	V

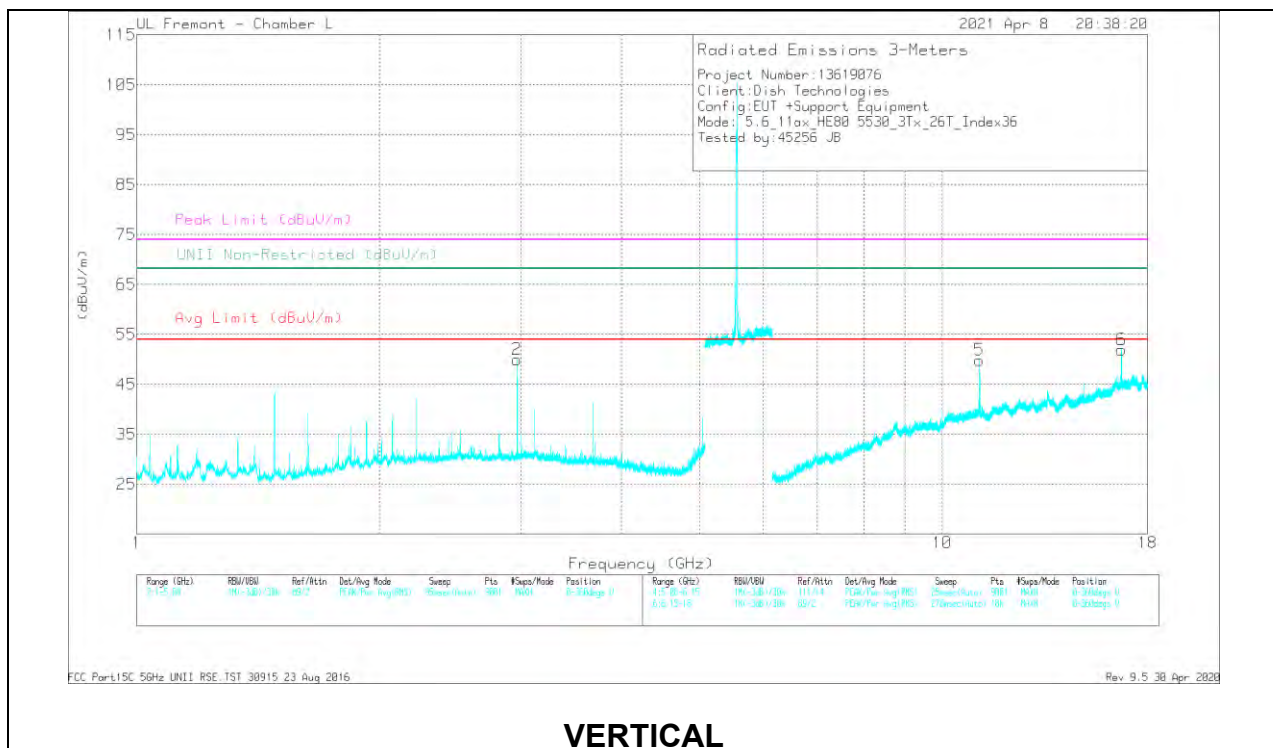
Pk - Peak detector

# HARMONICS AND SPURIOUS EMISSIONS

## LOW



## HORIZONTAL



## VERTICAL

RADIATED EMISSIONS

Marker	Frequency (MHz)	Meas Reading (dBuV)	Det	AF 344 (dBm)	AmpCntrl/Pwr/Psd (dB)	DC Corr (dB)	Corrected Reading (dBuV/m)	Avg Limit (dBuV/m)	Margin (dB)	Peak Limit (dBuV/m)	PK Margin (dB)	UNI Non-Restricted (dBuV/m)	PK Margin (dB)	Asymth (Degs)	Height (cm)	Polarity
1	2.96701	50.08	PK-U	32.6	-30.1	0	52.58	-	-	-	-	68.2	-15.62	195	116	H
2	2.96702	51.38	PK-U	32.6	-30.1	0	53.88	-	-	-	-	68.2	-14.32	150	127	V
3	* 11.13645	38.96	PK-U	38	-19.8	0	57.16	-	-	74	-16.84	-	-	116	109	H
	* 11.13628	26.07	ADR	38	-19.8	-13	44.4	54	-9.6	-	-	-	-	116	109	H
4	16.7053	38.23	PK-U	42.3	-17.7	0	62.83	-	-	-	-	68.2	-5.37	98	113	H
5	* 11.13686	43.61	PK-U	38	-19.8	0	61.81	-	-	74	-12.19	-	-	197	130	V
	* 11.13581	31.23	ADR	38	-19.8	-13	49.56	54	-4.44	-	-	-	-	197	130	V
6	16.70216	40.16	PK-U	42.3	-17.7	0	64.76	-	-	-	-	68.2	-3.44	80	108	V

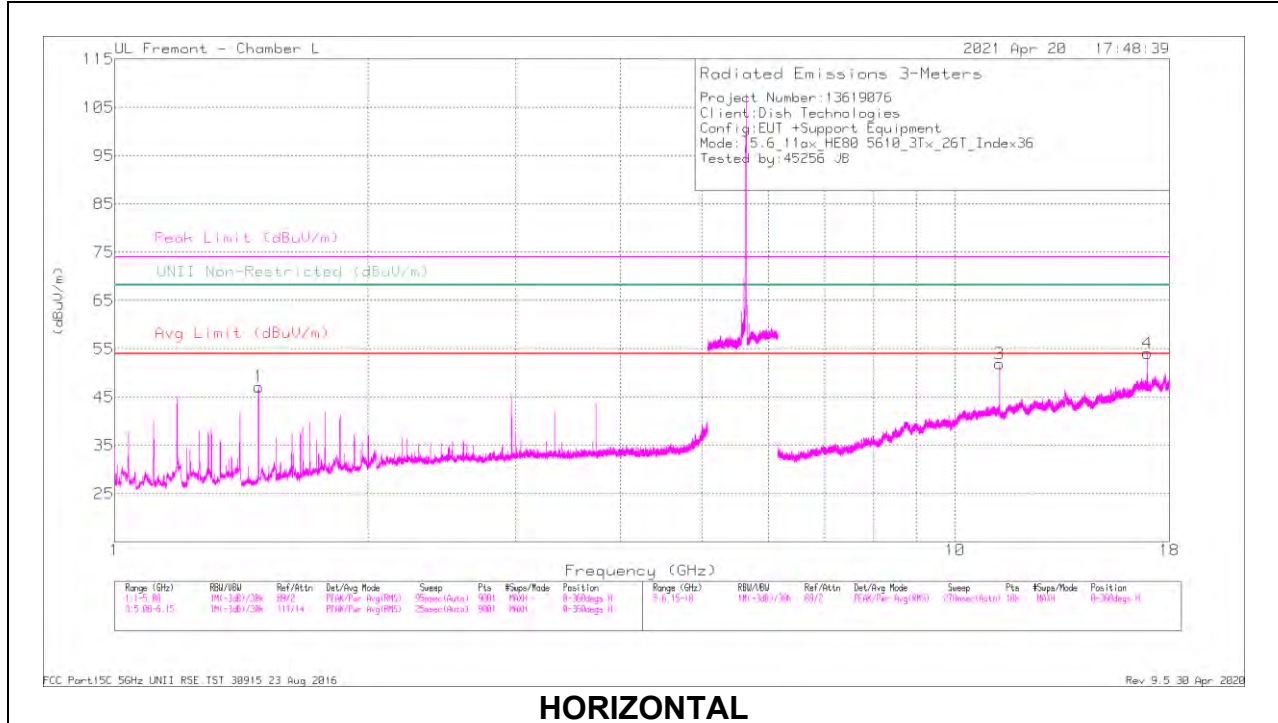
\* - indicates frequency in CFR47 Pt 15 / IC RSS-Restricted Band

PK-U - U-NII: Maximum Peak

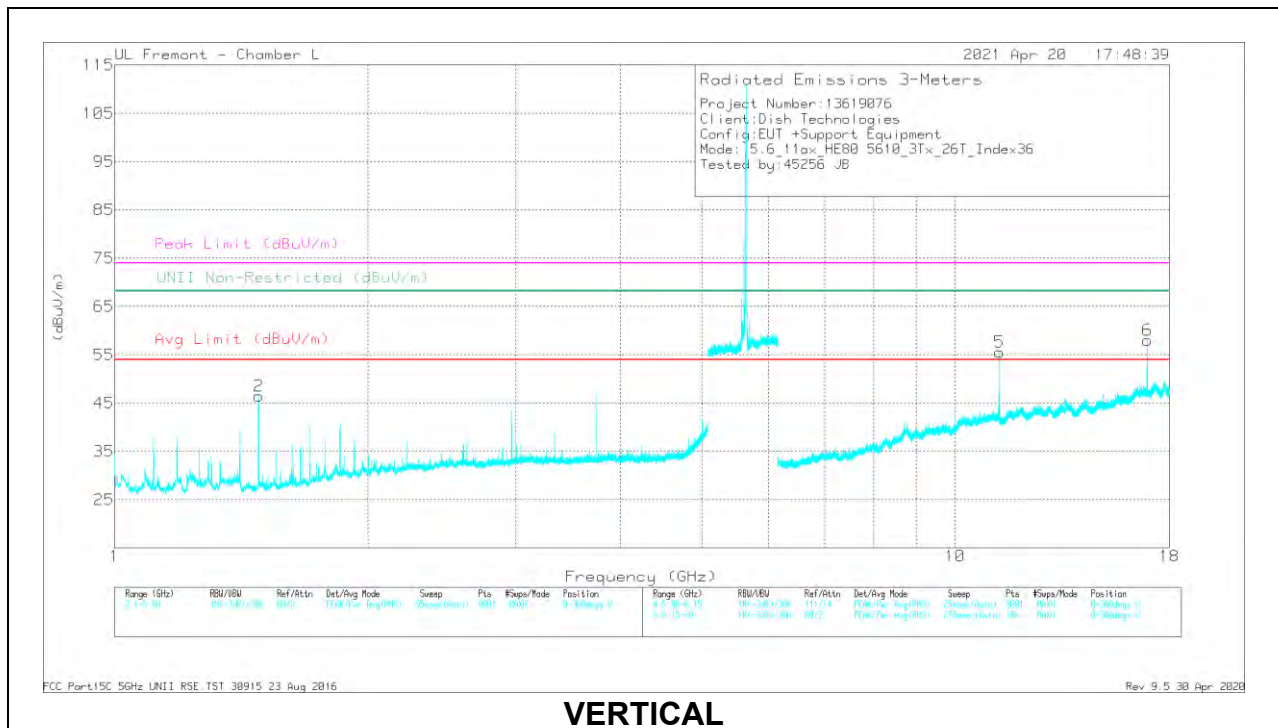
ADR - U-NII AD primary method, RMS average



**HIGH**



**HORIZONTAL**



**VERTICAL**

RADIATED EMISSIONS

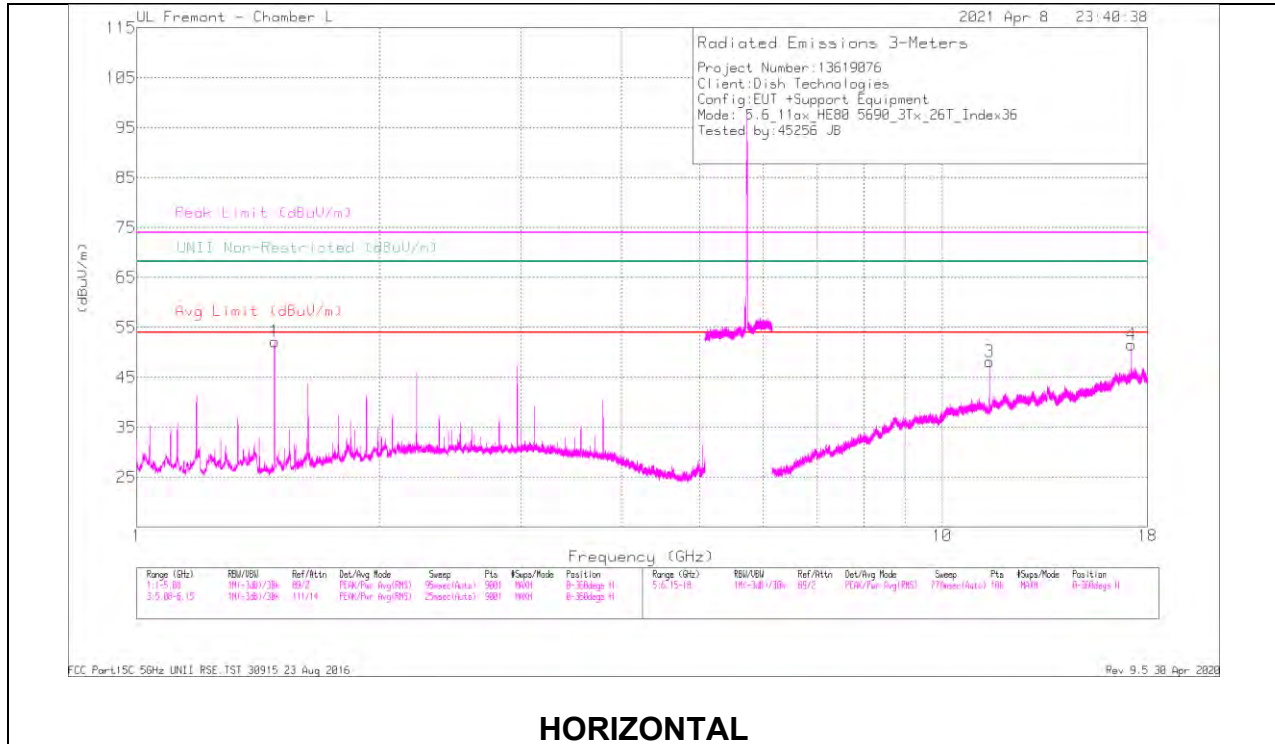
Marker	Frequency (GHz)	Motor Reading (dBµV)	Det	AF 544 (dBm)	Amp/Clf/Fix/Pad (dB)	DC Corr (dB)	Corrected Reading (dBµV)	Avg Limit (dBµV/m)	Margin (dB)	Peak Limit (dBµV/m)	PK Margin (dB)	UNI Non-Restricted (dBµV/m)	PK Margin (dB)	Altitude (Feet)	Height (cm)	Polarity
1	* 1.48348	53.89	PK-U	28.2	-31.8	0	53.29	-	-	74	-23.71	-	-	248	199	H
	* 1.48351	47.89	ADR	28.2	-31.8	13	44.42	54	-9.58	-	-	-	-	248	199	H
2	* 1.48352	51.01	PK-U	28.2	-31.8	0	47.41	-	-	74	-26.59	-	-	158	108	V
	* 1.48352	44.8	ADR	28.2	-31.8	13	41.33	54	-12.67	-	-	-	-	158	108	V
3	* 1.129543	45.95	PK-U	38	-16.4	0	65.66	-	-	74	-7.34	-	-	124	101	H
	* 1.129597	30.47	ADR	38	-16.4	13	52.2	54	-1.8	-	-	-	-	124	101	H
4	16.94276	38.4	PK-U	41.9	-16	0	64.3	-	-	-	-	68.2	-3.9	154	142	H
6	16.94298	39.66	PK-U	41.9	-16	0	65.56	-	-	-	-	68.2	-2.64	77	111	V
5	* 1.129559	46.75	PK-U	38	-16.4	0	68.35	-	-	74	-5.65	-	-	242	103	V
	* 1.129588	31.6	ADR	38	-16.4	13	53.33	54	-6.7	-	-	-	-	242	103	V

\* - indicates frequency in CFR47 Pt 15 / IC RSS-Restricted Band

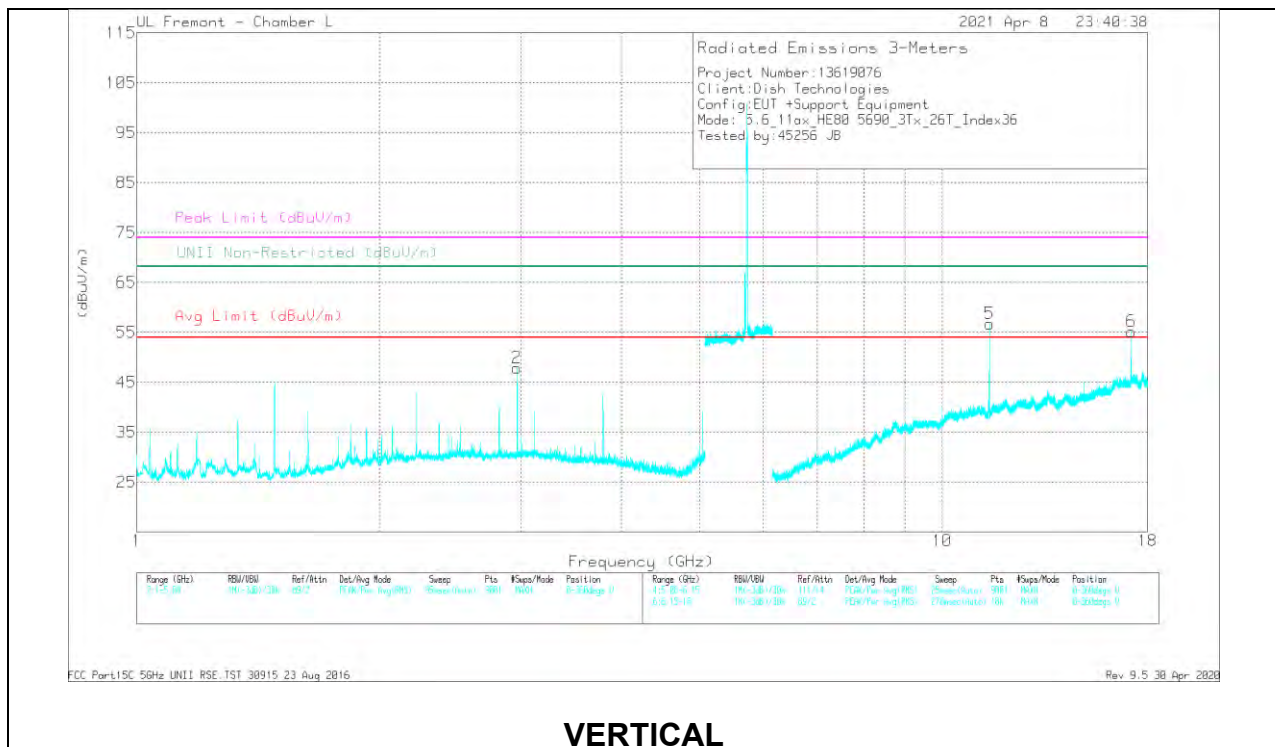
PK-U - U-NII: Maximum Peak

ADR - U-NII AD primary method, RMS average

**CHANNEL 138**



**HORIZONTAL**



**VERTICAL**

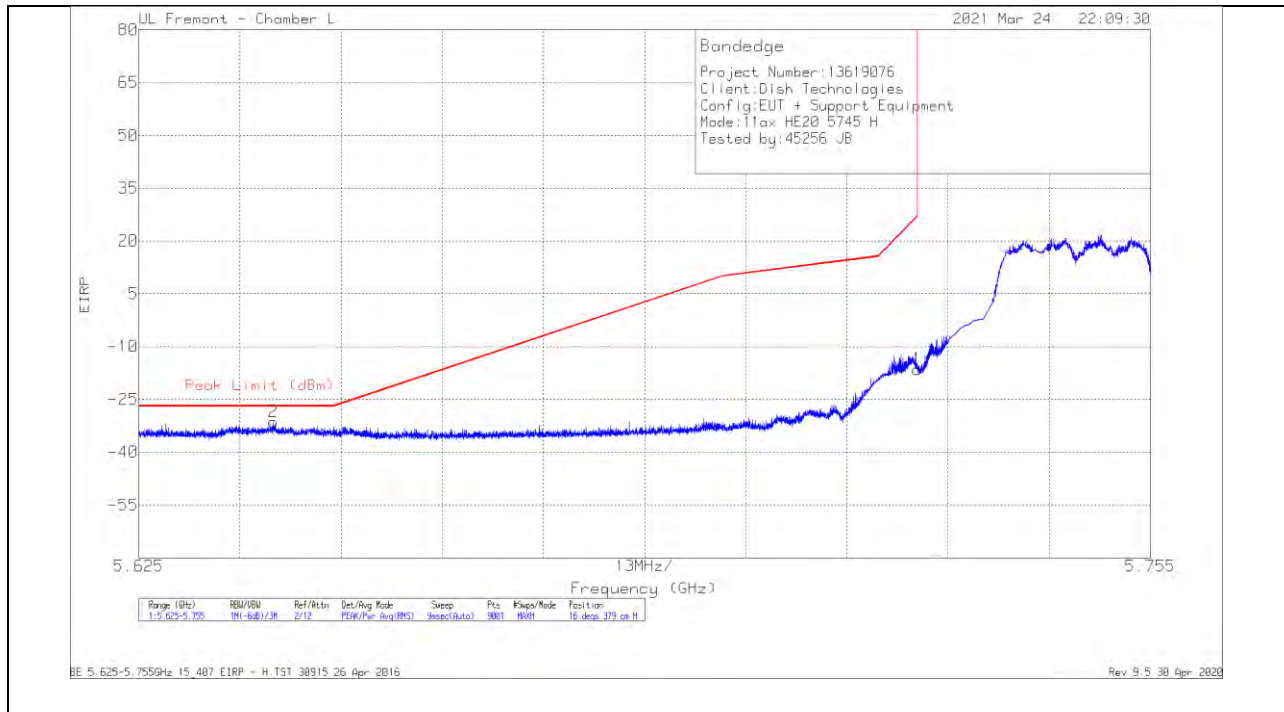
RADIATED EMISSIONS

Marker	Frequency (MHz)	Meas Reading (dBuV)	Det	AF 344 (dBm)	AmpClfFilt/Pad (dB)	DC Corr (dB)	Corrected Reading (dBuV/m)	Avg Limit (dBuV/m)	Margin (dB)	Peak Limit (dBuV/m)	PK Margin (dB)	UNI Non-Restricted (dBuV/m)	PK Margin (dB)	Altitude (Feet)	Height (feet)	Polarity
1	* 1.4835	57.22	PK-U	28.2	-32.8	0	52.62	-	-	74	-21.38	-	-	166	101	H
	* 1.48351	49.07	ADR	28.2	-32.8	13	44.6	54	-9.4	-	-	-	-	166	101	H
2	2.967	49.95	PK-U	32.6	-30.1	0	52.45	-	-	-	-	68.2	-15.75	324	314	V
	* 11.45483	42.52	PK-U	38.1	-19.8	0	60.82	-	-	74	-13.18	-	-	248	101	H
3	* 11.45576	30.29	ADR	38.1	-19.9	13	43.59	54	-5.41	-	-	-	-	248	101	H
4	17.18462	37.55	PK-U	41.7	-17.3	0	61.95	-	-	-	-	68.2	-6.25	146	106	H
	* 11.45511	48.36	PK-U	38.1	-19.8	0	66.66	-	-	74	-7.34	-	-	31	105	V
5	* 11.45567	33.96	ADR	38.1	-19.9	13	52.29	54	-1.71	-	-	-	-	31	105	V
6	17.18282	42.03	PK-U	41.7	-17.3	0	66.43	-	-	-	-	68.2	-1.77	38	108	V

\* - indicates frequency in CFR47 Pt 15 / IC RSS-Restricted Band  
 PK-U - U-NII: Maximum Peak  
 ADR - U-NII AD primary method, RMS average

**10.1.10. TX ABOVE 1 GHz 802.11ax HE20 MODE IN THE 5.8GHz BAND**  
**3TX Antenna 1 + Antenna 2 + Antenna 3 OFDMA MODE: 242-Tones, RU Index 61**  
**BANDEDGE (LOW CHANNEL)**

**HORIZONTAL RESULT**

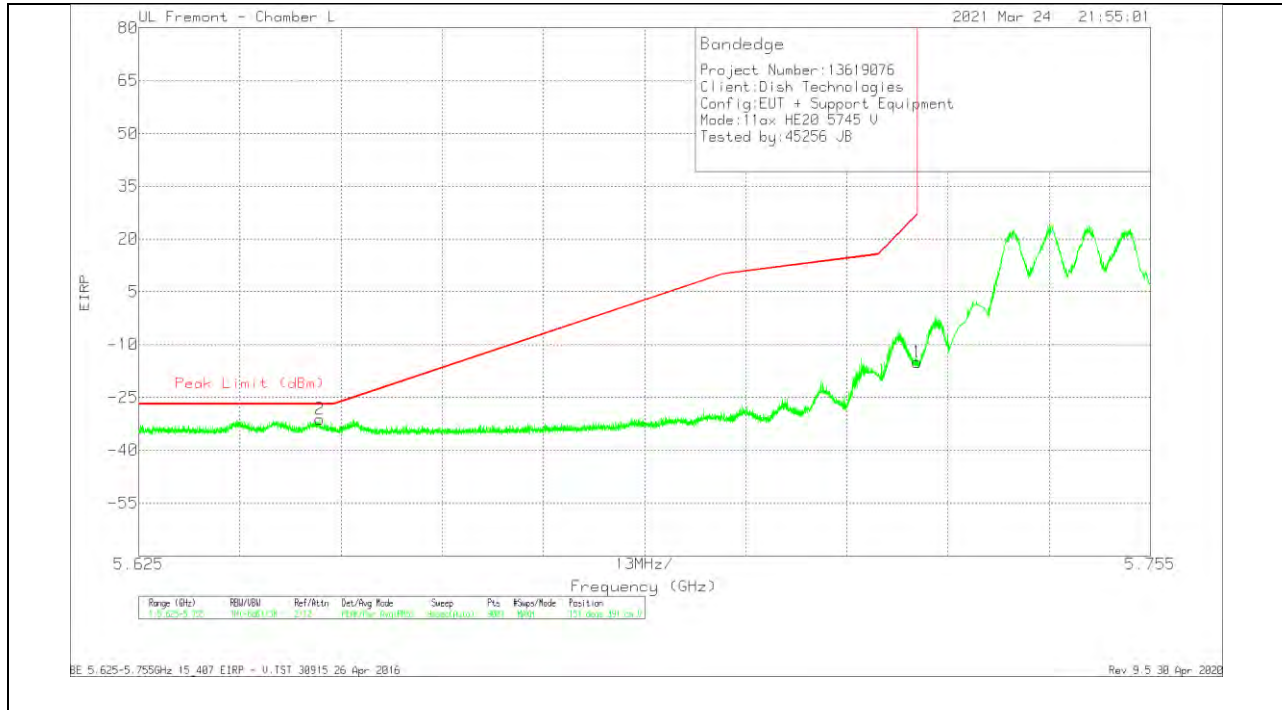


**TRACE MARKER**

Marker	Frequency (GHz)	Meter Reading (dBm)	Det	AF 344 (dB/m)	Amp/CbI/FItr/P ad (dB)	Conversion Factor (dB)	DC Corr (dB)	Corrected Reading EIRP	Peak Limit (dBm)	PK Margin (dB)	Azimuth (Degs)	Height (cm)	Polarity
1	5.725	-56.2	Pk	34.7	-6.8	11.8	0	-16.5	26.99	-43.49	16	379	H
2	5.64232	-71.34	Pk	34.8	-6.7	11.8	0	-31.44	-27	-4.44	16	379	H

Pk - Peak detector

**VERTICAL RESULT**



**TRACE MARKER**

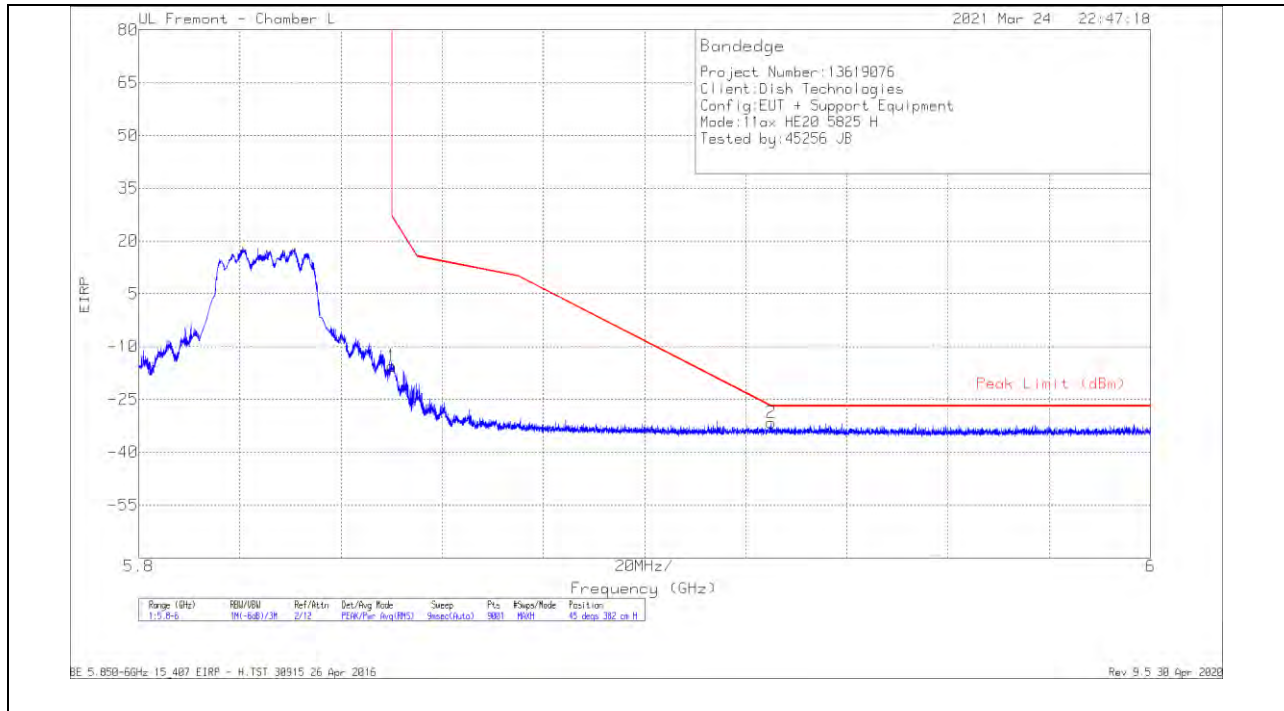
Marker	Frequency (GHz)	Meter Reading (dBm)	Det	AF 344 (dBm)	Amp/Cbl/Filtr/Pad (dB)	Conversion Factor (dB)	DC Corr (dB)	Corrected Reading EIRP	Peak Limit (dBm)	PK Margin (dB)	Azimuth (Degs)	Height (cm)	Polarity
1	5.725	-54.63	Pk	34.7	-6.8	11.8	0	-14.93	26.99	-41.92	151	391	V
2	5.64825	-71.06	Pk	34.7	-6.7	11.8	0	-31.26	-27	-4.26	151	391	V

Pk - Peak detector



**BANEDGE (HIGH CHANNEL)**

**HORIZONTAL RESULT**



**TRACE MARKER**

Marker	Frequency (GHz)	Meter Reading (dBm)	Det	AF 344 (dB/m)	Amp/Chl/Filt/Pad (dB)	Conversion Factor (dB)	DC Corr (dB)	Corrected Reading EIRP	Peak Limit (dBm)	PK Margin (dB)	Azimuth (Degs)	Height (cm)	Polarity
1	5.85002	-55.53	PK	35	-6.8	11.8	0	-15.53	26.95	-42.48	45	382	H
2	5.92504	-72.05	PK	35.2	-6.5	11.8	0	-31.55	-27	-4.55	45	382	H

Pk - Peak detector

**VERTICAL RESULT**



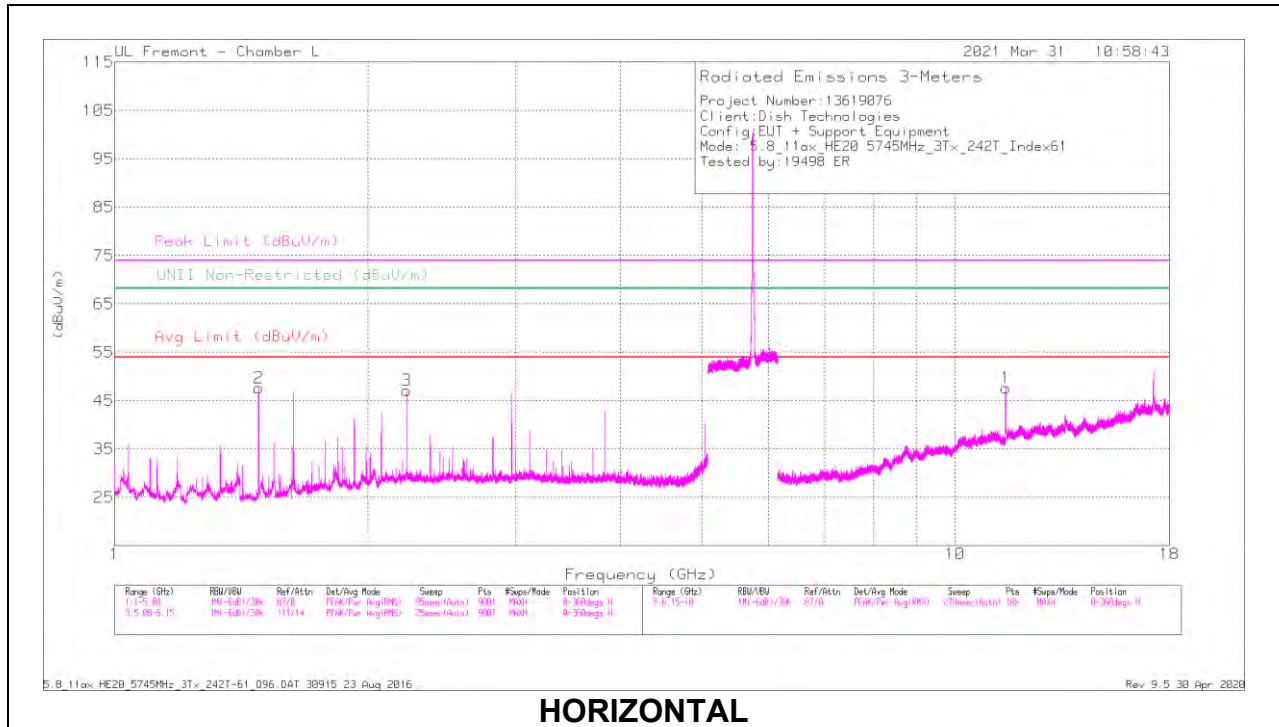
**TRACE MARKER**

Marker	Frequency (GHz)	Meter Reading (dBm)	Det	AF 344 (dBm)	Amp/Cbl/Filtr/Pad (dB)	Conversion Factor (dB)	DC Corr (dB)	Corrected Reading EIRP	Peak Limit (dBm)	PK Margin (dB)	Azimuth (Degs)	Height (cm)	Polarity
1	5.85002	-53.67	Pk	35	-6.8	11.8	0	-13.67	26.95	-40.62	73	363	V
2	5.9254	-72.09	Pk	35.2	-6.5	11.8	0	-31.59	-27	-4.59	73	363	V

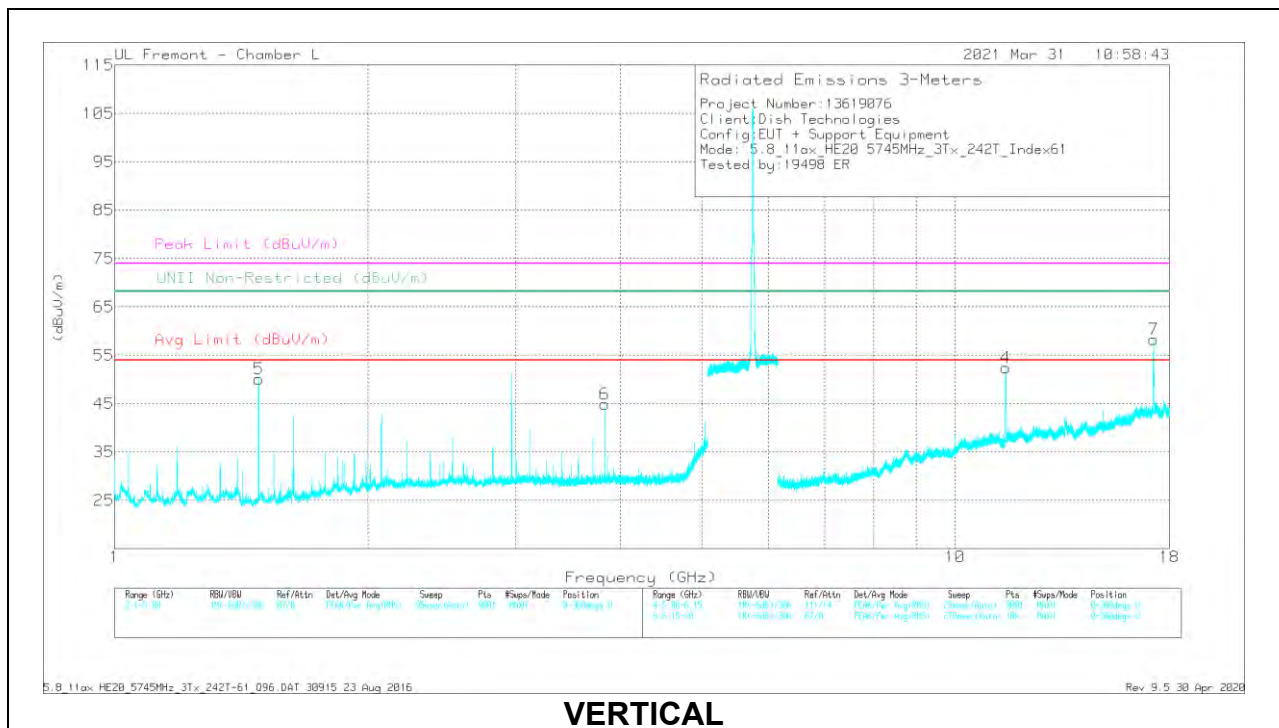
Pk - Peak detector

# HARMONICS AND SPURIOUS EMISSIONS

**LOW**



**HORIZONTAL**



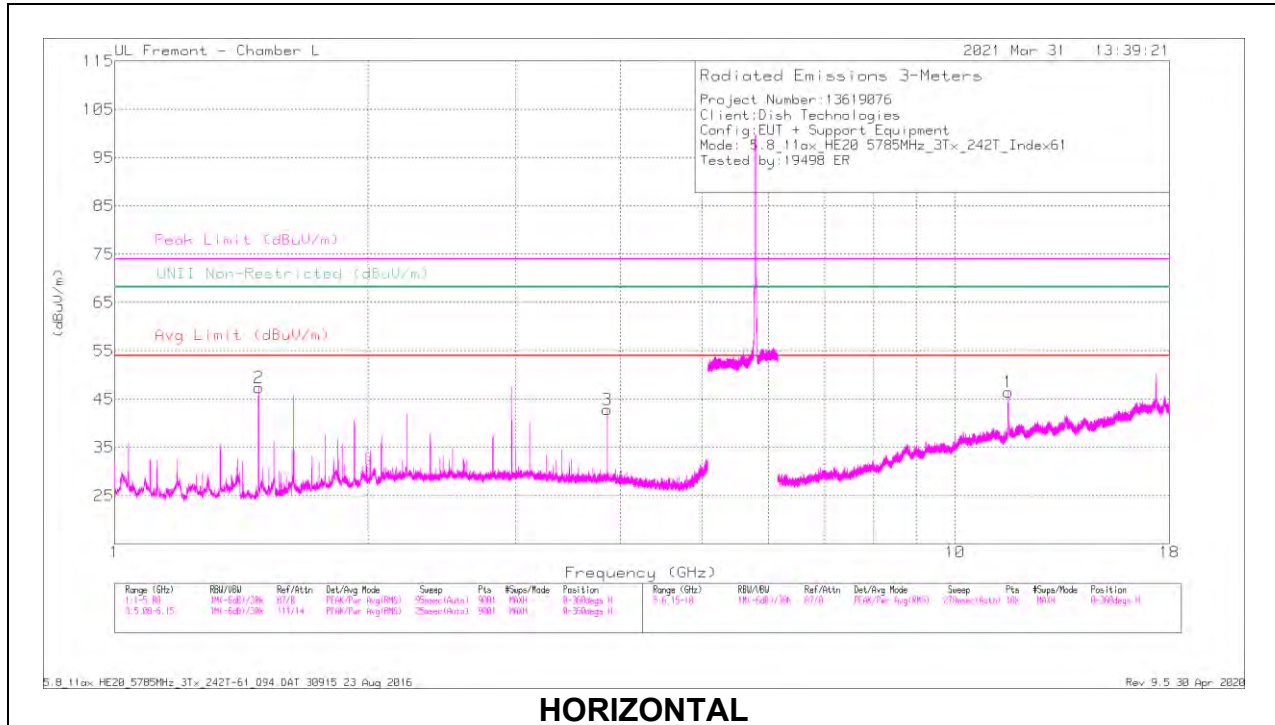
**VERTICAL**

RADIATED EMISSIONS

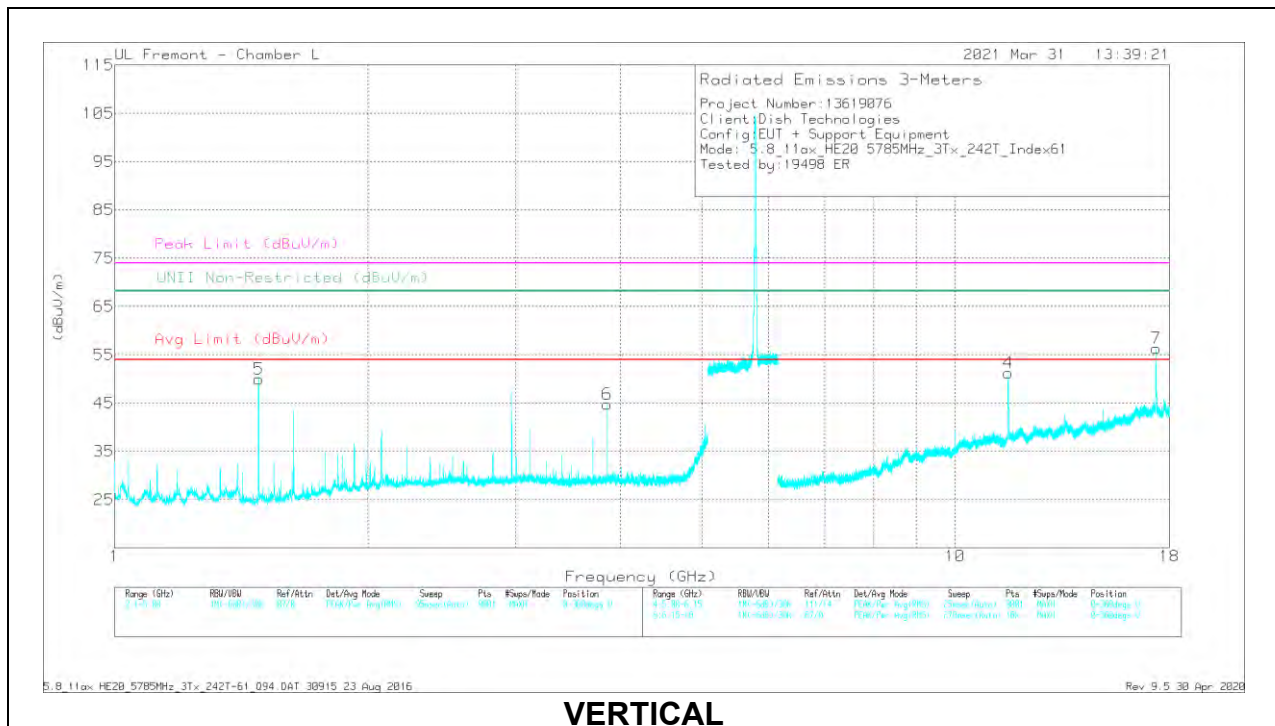
Marker	Frequency (GHz)	Meas Reading (dBuV)	Det	AF 344 (dBm)	AmpCofFiltPad (dB)	DC Corr (dB)	Corrected Reading (dBuV/m)	Avg Limit (dBuV/m)	Margin (dB)	Peak Limit (dBuV/m)	PK Margin (dB)	UNI Non-Restricted (dBuV/m)	PK Margin (dB)	Altitude (Feet)	Height (feet)	Polarity
2	* 1.48352	59.17	PK-U	28.2	-32.8	0	54.57	-	-	74	-19.43	-	-	263	106	H
	* 1.48351	50.89	ADR	28.2	-32.8	13	46.42	54	-7.58	-	-	-	-	263	106	H
3	* 2.22525	48.71	PK-U	31.7	-31.3	0	49.11	-	-	74	-24.89	-	-	191	106	H
	* 2.22525	39.08	ADR	31.7	-31.3	13	39.96	54	-14.41	-	-	-	-	191	106	H
5	* 1.48353	55.13	PK-U	28.2	-32.8	0	50.53	-	-	74	-23.47	-	-	227	199	V
	* 1.48351	46.03	ADR	28.2	-32.8	13	41.56	54	-12.44	-	-	-	-	227	199	V
6	* 3.83015	41.21	PK-U	33.5	-29	0	45.71	-	-	74	-28.29	-	-	319	101	V
	* 3.83012	38.84	ADR	33.5	-29	13	43.57	54	-10.43	-	-	-	-	319	101	V
1	* 11.48548	38.64	PK-U	38.1	-19.9	0	58.84	-	-	74	-17.16	-	-	282	112	H
	* 11.49167	27.58	ADR	38.1	-19.9	13	45.91	54	-8.09	-	-	-	-	282	112	H
4	* 11.4913	45	PK-U	38.1	-19.9	0	63.2	-	-	74	-10.8	-	-	24	110	V
	* 11.49047	33	ADR	38.1	-19.9	13	51.33	54	-2.67	-	-	-	-	24	110	V
7	17.24186	37.17	PK-U	41.6	-16.9	0	61.87	-	-	-	-	66.2	-6.33	66	383	V

\* - indicates frequency in CFR47 Pt 15 / IC RSS-Restricted Band  
 PK-U - U-NII: Maximum Peak  
 ADR - U-NII AD primary method, RMS average

**MID**



**HORIZONTAL**



**VERTICAL**

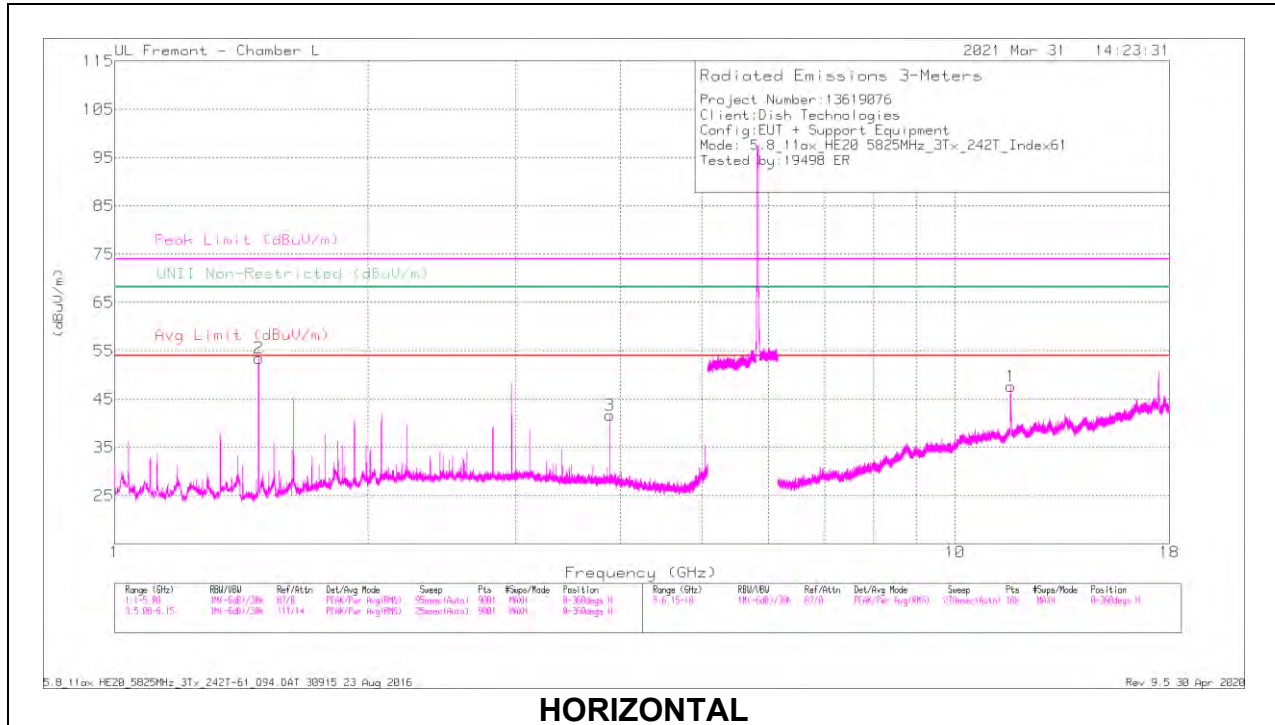
RADIATED EMISSIONS

Marker	Frequency (GHz)	Meas Reading (dBW)	Det	AF 344 (dBm)	AmpCstFiltPsd (dB)	DC Corr (dB)	Corrected Reading (dBW/m)	Avg Limit (dBW/m)	Margin (dB)	Peak Limit (dBW/m)	PK Margin (dB)	UNI Non-Restricted (dBW/m)	PK Margin (dB)	Altitude (Feet)	Height (m)	Polarity
2	* 1.48351	59.57	PK-U	28.2	-32.8	0	54.97	-	-	74	-19.03	-	-	260	119	H
	* 1.48351	51.23	ADR	28.2	-32.8	13	46.76	54	-7.24	-	-	-	-	260	119	H
3	* 3.85682	41.83	PK-U	33.6	-28.3	0	47.13	-	-	74	-26.87	-	-	111	123	H
	* 3.85677	38.89	ADR	33.6	-28.3	13	44.32	54	-9.88	-	-	-	-	111	123	H
5	* 1.48355	54.95	PK-U	28.2	-32.8	0	53.35	-	-	74	-23.65	-	-	233	186	V
	* 1.48352	46.01	ADR	28.2	-32.8	13	41.54	54	-12.46	-	-	-	-	233	186	V
6	* 3.85683	43.73	PK-U	33.6	-28.3	0	49.03	-	-	74	-24.97	-	-	315	119	V
	* 3.85678	40.78	ADR	33.6	-28.3	13	46.19	54	-7.81	-	-	-	-	315	119	V
1	* 11.56972	36.9	PK-U	38.2	-19.6	0	55.5	-	-	74	-18.5	-	-	278	106	H
	* 11.5688	25.31	ADR	38.2	-19.6	13	44.04	54	-8.96	-	-	-	-	278	106	H
4	* 11.57068	43.27	PK-U	38.2	-19.6	0	61.87	-	-	74	-12.13	-	-	20	105	V
	* 11.57028	32.03	ADR	38.2	-19.6	13	50.76	54	-3.24	-	-	-	-	20	105	V
7	17.35177	43.72	PK-U	41.6	-17.6	0	67.72	-	-	-	-	68.2	-48	32	102	V

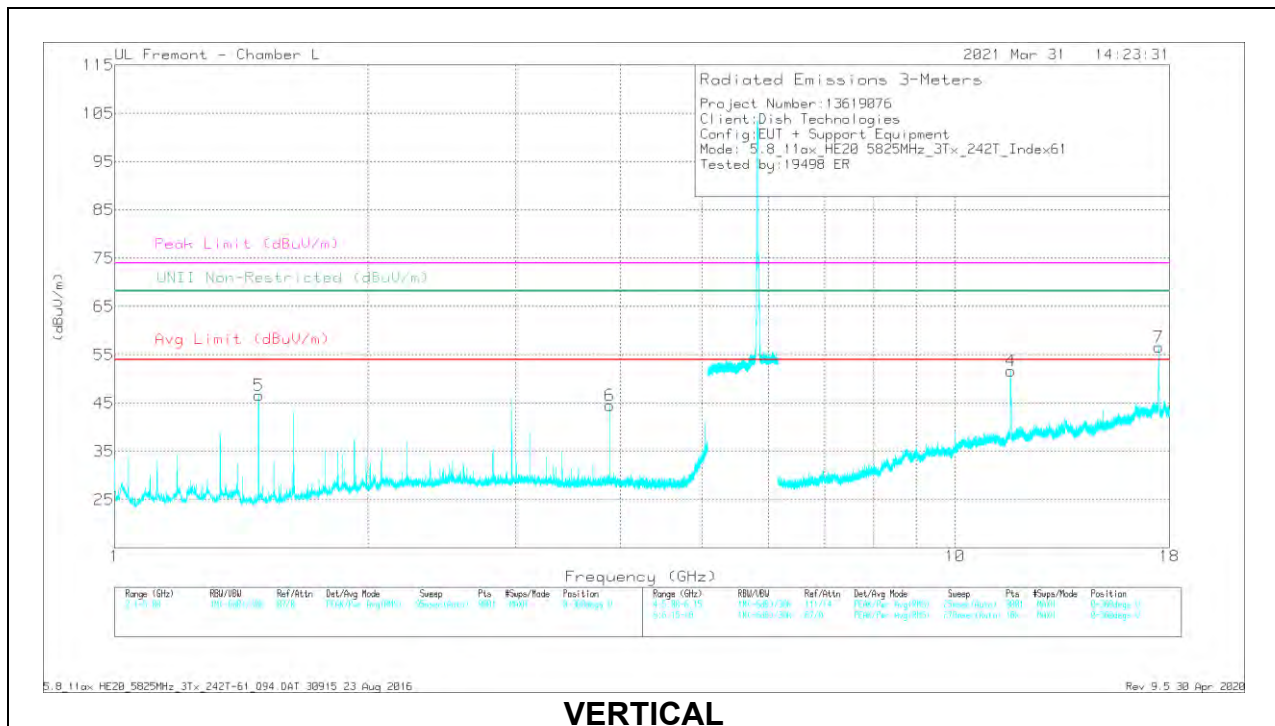
\* - indicates frequency in CFR47 Pt 15 / IC RSS-Restricted Band  
 PK-U - U-NII: Maximum Peak  
 ADR - U-NII AD primary method, RMS average



**HIGH**



**HORIZONTAL**



**VERTICAL**

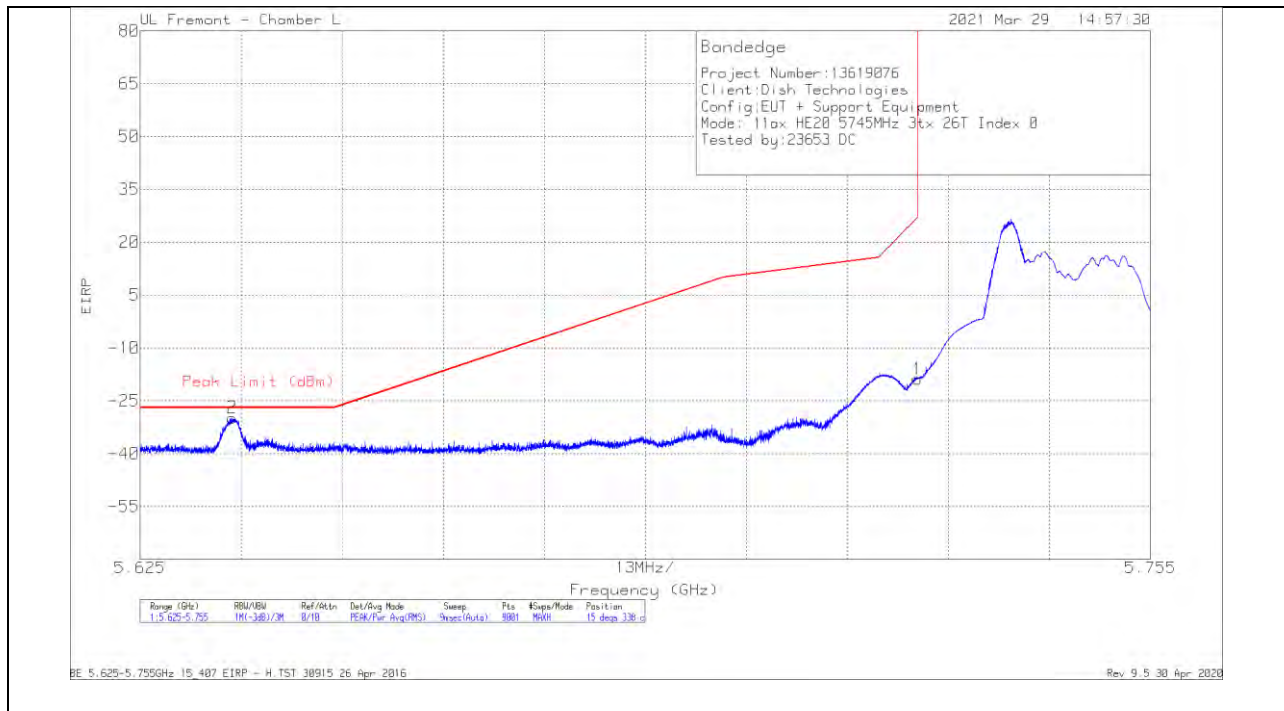
RADIATED EMISSIONS

Marker	Frequency (GHz)	Motor Reading (dBm)	Det	AF 344 (dBm)	AmpCst(Filt)Pad (dB)	DC Corr (dB)	Corrected Reading (dBm)	Avg Limit (dBuV/m)	Margin (dB)	Peak Limit (dBuV/m)	PK Margin (dB)	UNI Non-Restricted (dBuV/m)	PK Margin (dB)	Altitude (Feet)	Height (m)	Polarity
2	* 1.48351	59.85	PK-U	28.2	-32.8	0	55.28	-	-	74	-18.74	-	-	260	115	H
	* 1.48351	51.05	ADR	28.2	-32.8	13	46.58	54	-7.42	-	-	-	-	260	115	H
3	* 3.88348	41.16	PK-U	33.4	-28	0	46.56	-	-	74	-27.44	-	-	110	117	H
	* 3.88348	37.92	ADR	33.4	-28	13	43.45	54	-10.55	-	-	-	-	110	117	H
5	* 1.48351	53.02	PK-U	28.2	-32.8	0	49.42	-	-	74	-25.58	-	-	220	285	V
	* 1.48351	44.44	ADR	28.2	-32.8	13	39.97	54	-14.03	-	-	-	-	220	285	V
6	* 3.88347	42.57	PK-U	33.4	-28	0	47.97	-	-	74	-26.03	-	-	318	121	V
	* 3.88347	39.71	ADR	33.4	-28	13	45.24	54	-8.76	-	-	-	-	318	121	V
1	* 11.65221	38.23	PK-U	38.3	-19.5	0	57.03	-	-	74	-16.97	-	-	294	126	H
	* 11.65169	28.23	ADR	38.3	-19.5	13	47.16	54	-8.84	-	-	-	-	294	126	H
4	* 11.64565	44.64	PK-U	38.3	-19.6	0	63.34	-	-	74	-10.66	-	-	22	101	V
	* 11.65064	33.48	ADR	38.3	-19.5	13	52.41	54	-1.99	-	-	-	-	22	101	V
7	17.47314	33.17	PK-U	41.6	-17.7	0	57.07	-	-	-	-	66.2	-11.13	33	352	V

\* - indicates frequency in CFR47 Pt 15 / IC RSS-Restricted Band  
 PK-U - U-NII: Maximum Peak  
 ADR - U-NII AD primary method, RMS average

**3TX Antenna 1 + Antenna 2 + Anetna 3 OFDMA MODE: 26-Tones, RU Index 0**  
**BANDEDGE (LOW CHANNEL)**

**HORIZONTAL RESULT**

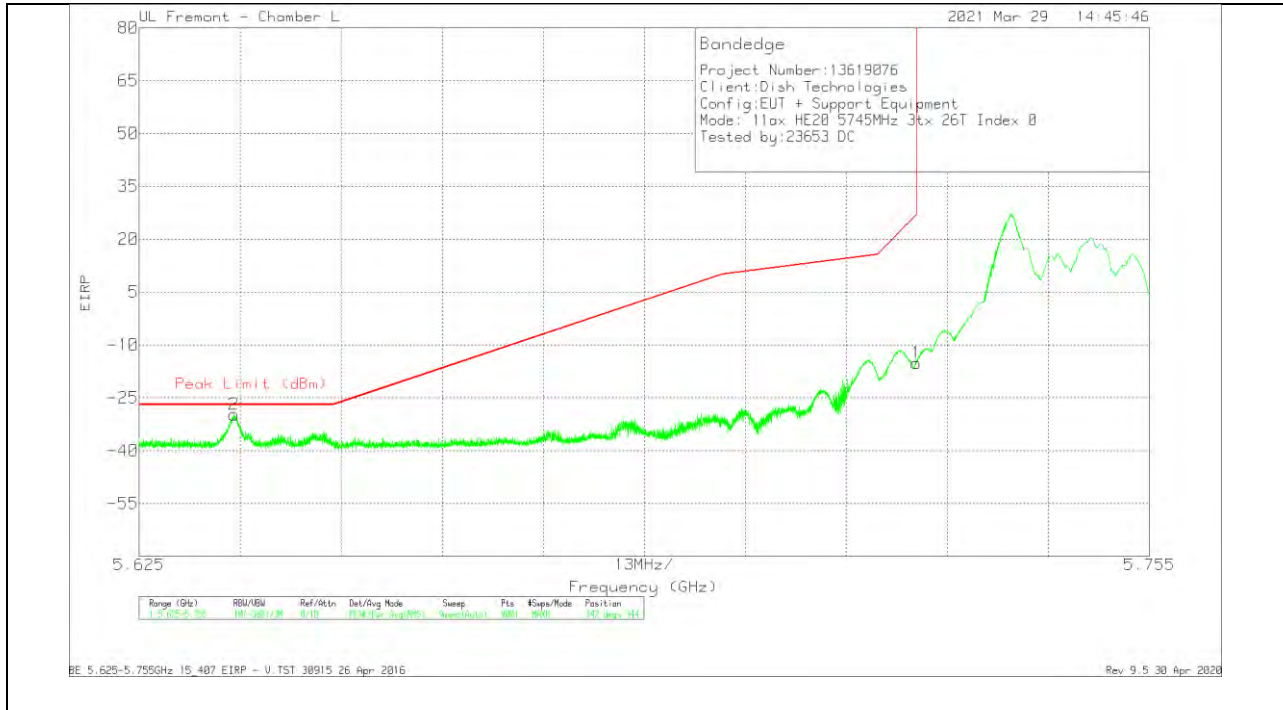


**TRACE MARKER**

Marker	Frequency (GHz)	Meter Reading (dBm)	Det	AF 344 (dB/m)	Amp/Cbl/Fitr/Pa d (dB)	Conversion Factor (dB)	Corrected Reading EIRP	Peak Limit (dBm)	PK Margin (dB)	Azimuth (Degs)	Height (cm)	Polarity
1	5.725	-48.77	Pk	34.7	-16.6	11.8	-18.87	26.99	-45.86	15	338	H
2	5.63686	-59.64	Pk	34.6	-16.6	11.8	-29.84	-27	-2.84	15	338	H

Pk - Peak detector

**VERTICAL RESULT**



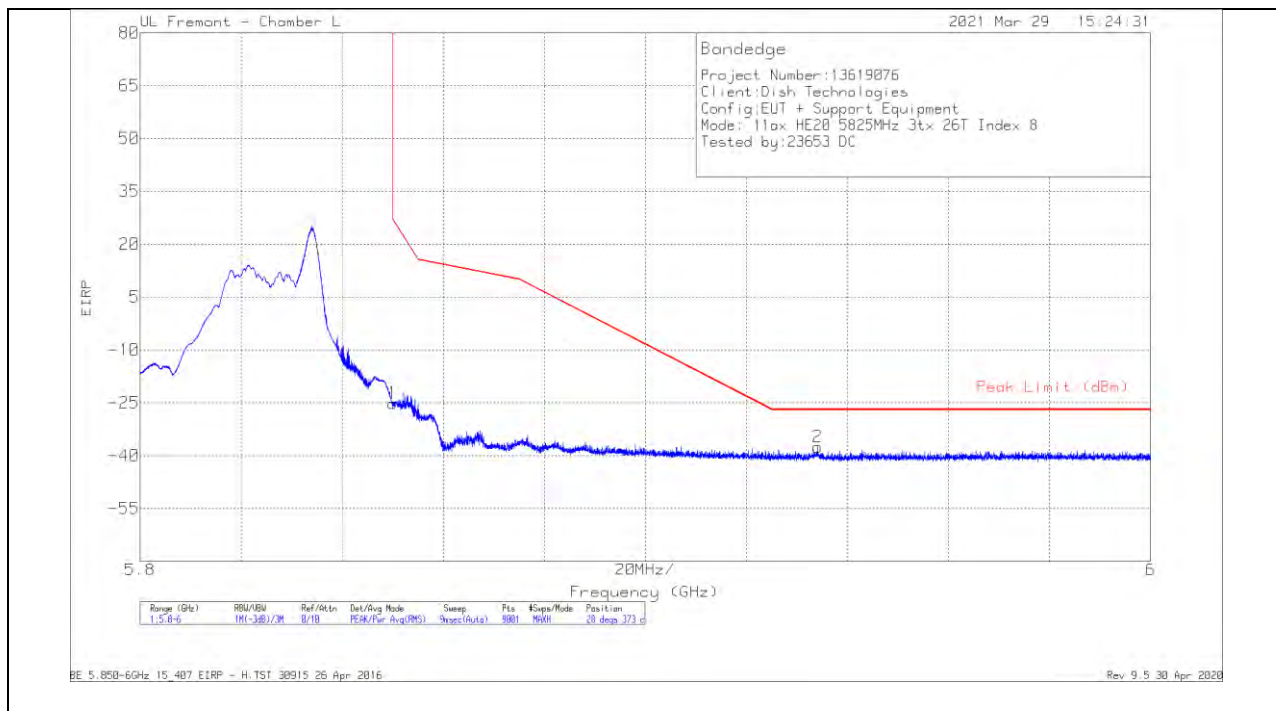
**TRACE MARKER**

Marker	Frequency (GHz)	Meter Reading (dBm)	Det	AF 344 (dB/m)	Amp/Cbl/Fitr/Pad (dB)	Conversion Factor (dB)	Corrected Reading EIRP	Peak Limit (dBm)	PK Margin (dB)	Azimuth (Degs)	Height (cm)	Polarity
1	5.725	-45.05	Pk	34.7	-16.6	11.8	-15.15	26.99	-42.14	342	344	V
2	5.63719	-59.7	Pk	34.7	-16.6	11.8	-29.8	-27	-2.8	342	344	V

Pk - Peak detector

**3TX Antenna 1 + Antenna 2 + Antenna 3 OFDMA MODE: 26-Tones, RU Index 8  
 BANDEDGE (HIGH CHANNEL)**

**HORIZONTAL RESULT**

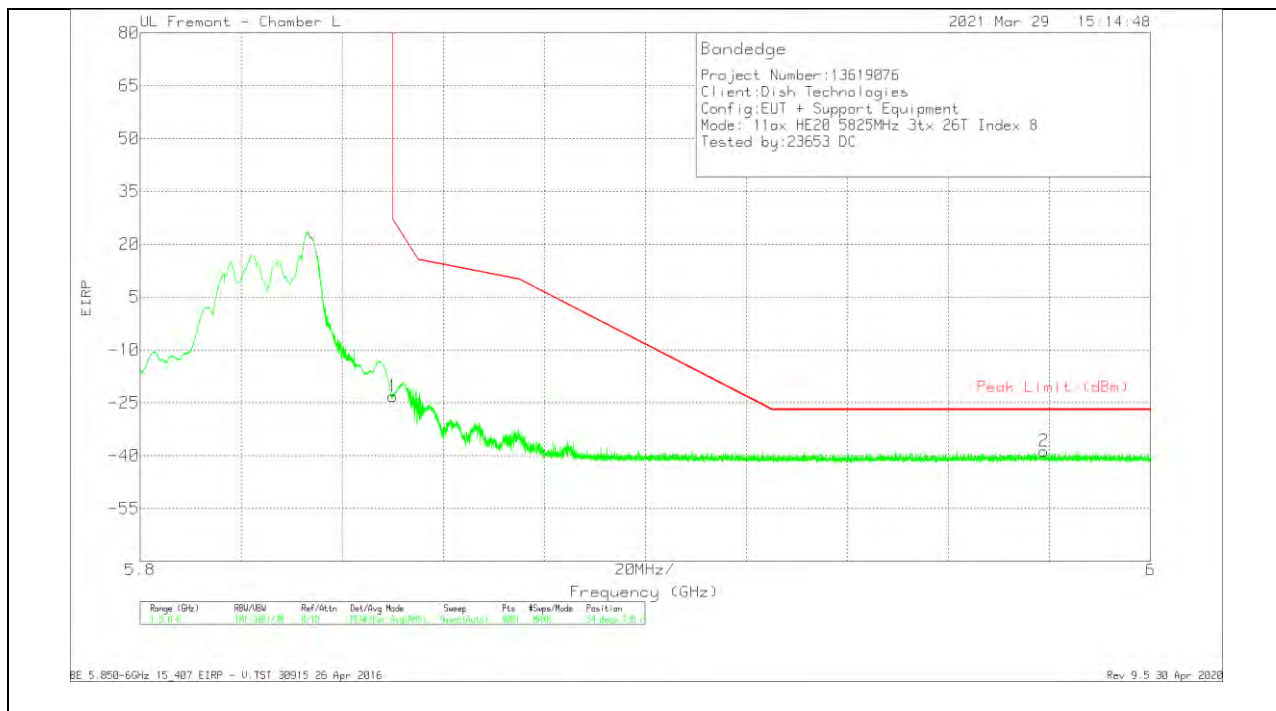


**TRACE MARKER**

Marker	Frequency (GHz)	Meter Reading (dBm)	Det	AF 344 (dB/m)	Amp/Cbl/Fitr/Pa d (dB)	Conversion Factor (dB)	Corrected Reading EIRP	Peak Limit (dBm)	PK Margin (dB)	Azimuth (Degs)	Height (cm)	Polarity
1	5.85002	-55.27	Pk	35	-16.7	11.8	-25.17	26.95	-52.12	28	373	H
2	5.93409	-68.27	Pk	35.2	-16.3	11.8	-37.57	-27	-10.57	28	373	H

Pk - Peak detector

**VERTICAL RESULT**



**TRACE MARKER**

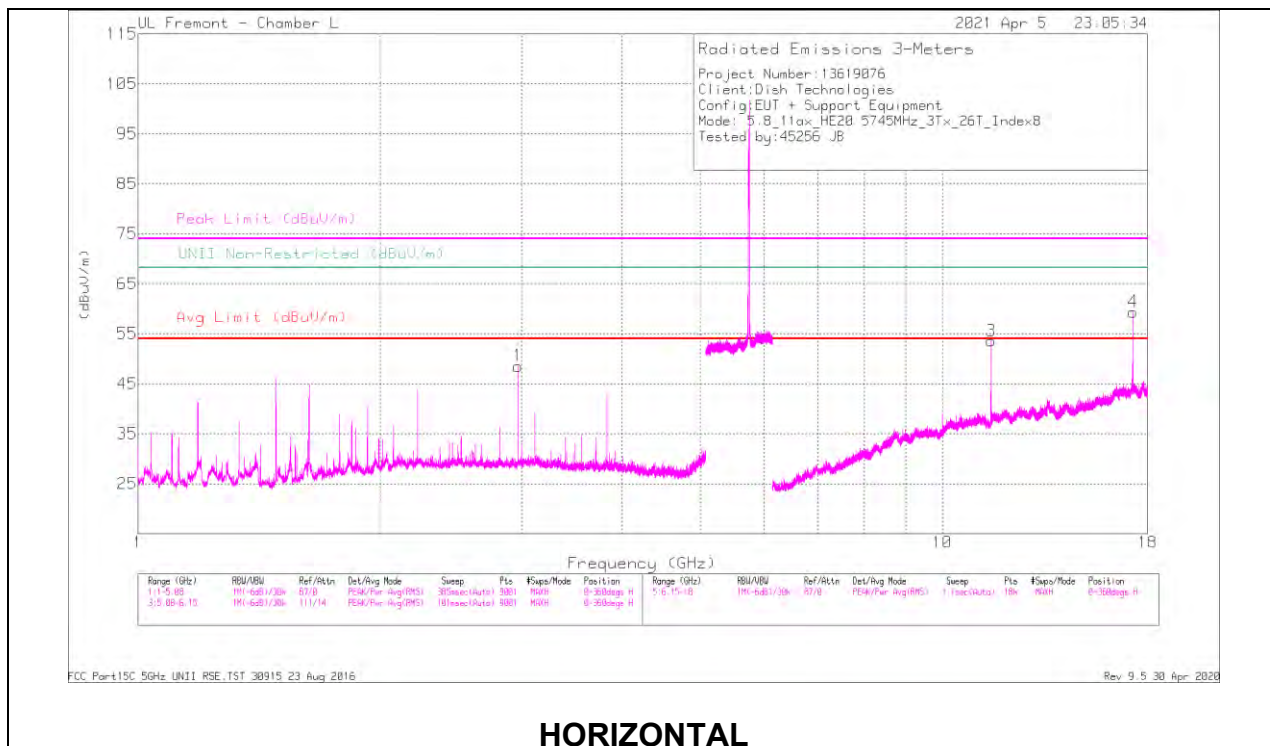
Marker	Frequency (GHz)	Meter Reading (dBm)	Det	AF 344 (dB/m)	Amp/Cbl/Fitr/Pa d (dB)	Conversion Factor (dB)	Corrected Reading EIRP	Peak Limit (dBm)	PK Margin (dB)	Azimuth (Degs)	Height (cm)	Polarity
1	5.85002	-53.31	Pk	35	-16.7	11.8	-23.21	26.95	-50.16	54	338	V
2	5.97889	-69.8	Pk	35.3	-16	11.8	-38.7	-27	-11.7	54	338	V

Pk - Peak detector

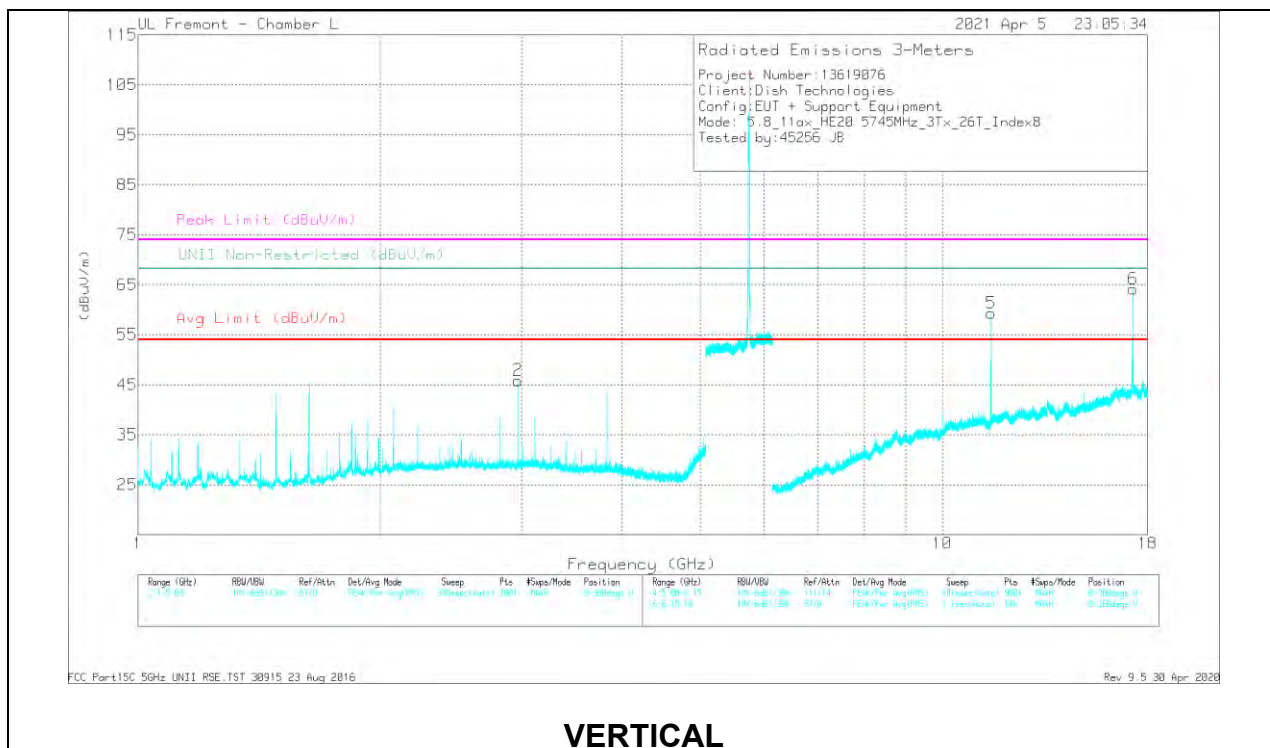


# HARMONICS AND SPURIOUS EMISSIONS

## LOW



## HORIZONTAL



## VERTICAL

RADIATED EMISSIONS

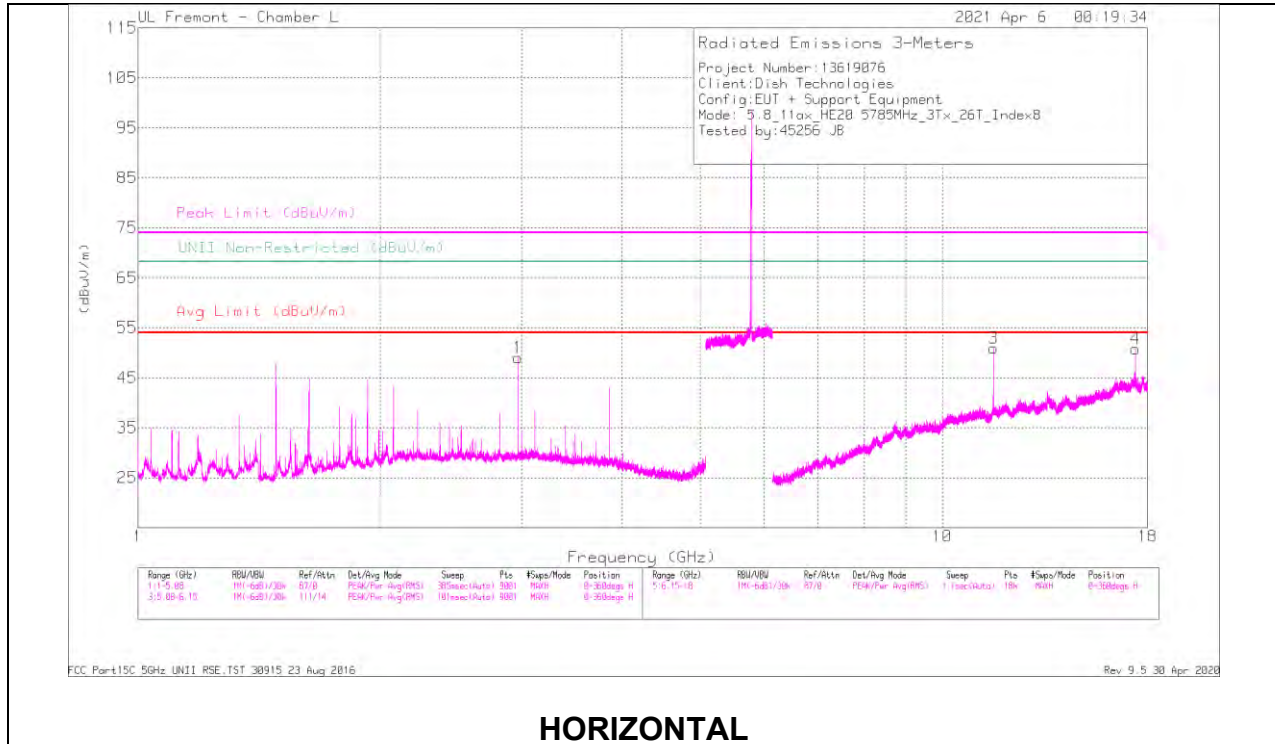
Marker	Frequency (MHz)	Meas Reading (dBuV)	Det	AF 344 (dBm)	AmpClfFilt/Pad (dB)	DC Corr (dB)	Corrected Reading (dBuV/m)	Avg Limit (dBuV/m)	Margin (dB)	Peak Limit (dBuV/m)	PK Margin (dB)	UNI Non-Restricted (dBuV/m)	PK Margin (dB)	Asymth (Degs)	Height (cm)	Polarity
1	2.96705	47.83	PK-U	32.6	-30.1	0	50.33	-	-	-	-	68.2	-17.87	121	195	H
2	2.96702	50.22	PK-U	32.6	-30.1	0	52.72	-	-	-	-	68.2	-15.48	162	101	V
3	* 11.50838	41.43	PK-U	38.1	-19.8	0	59.73	-	-	74	-14.27	-	-	120	114	H
	* 11.50726	30.16	ADR	38.1	-19.8	-13	48.59	54	-5.41	-	-	-	-	120	114	H
4	* 17.26027	42.13	PK-U	41.7	-17.1	0	65.75	-	-	-	-	68.2	-1.47	84	105	H
5	* 11.50711	48.12	PK-U	38.1	-19.8	0	66.42	-	-	74	-7.58	-	-	21	108	V
	* 11.50634	34.96	ADR	38.1	-19.8	-13	53.39	54	-61	-	-	-	-	21	108	V
6	17.2612	42.98	PK-U	41.7	-17.1	0	67.58	-	-	-	-	68.2	-62	342	101	V

\* - indicates frequency in CFR47 Pt 15 / IC RSS-Restricted Band

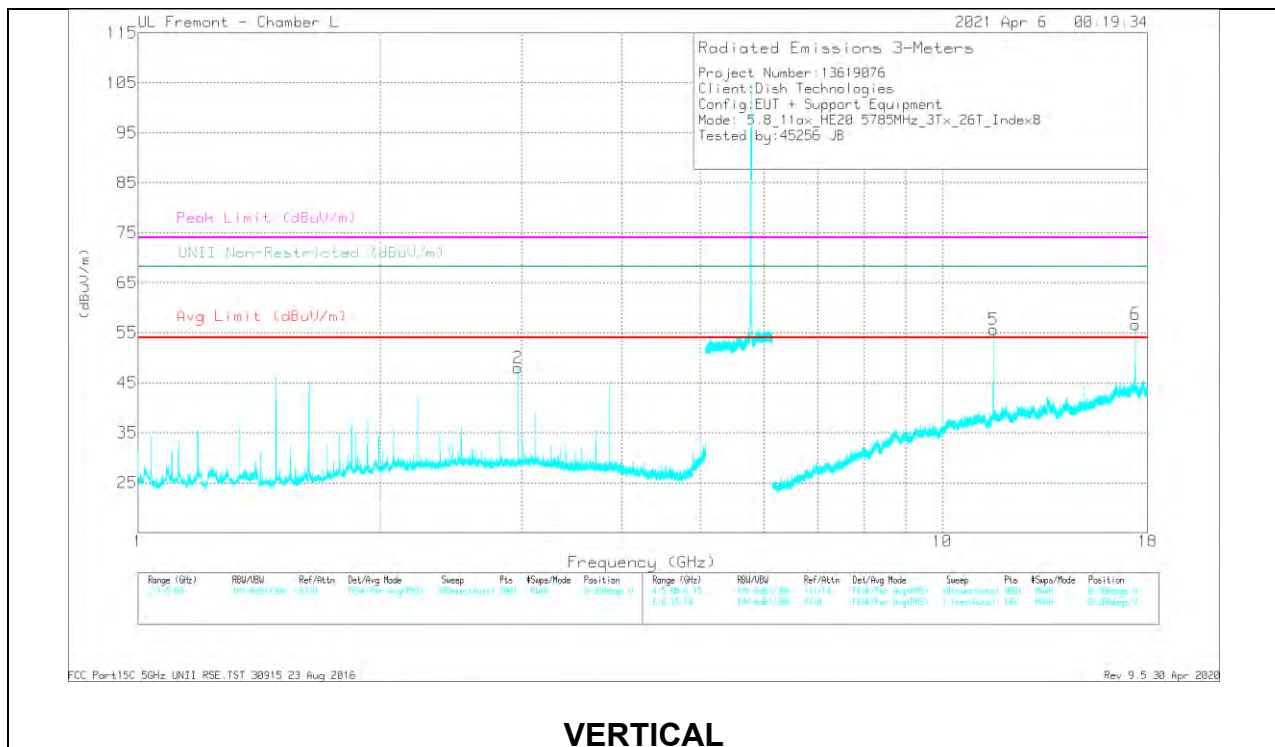
PK-U - U-NII: Maximum Peak

ADR - U-NII AD primary method, RMS average

**MID**



**HORIZONTAL**



**VERTICAL**

RADIATED EMISSIONS

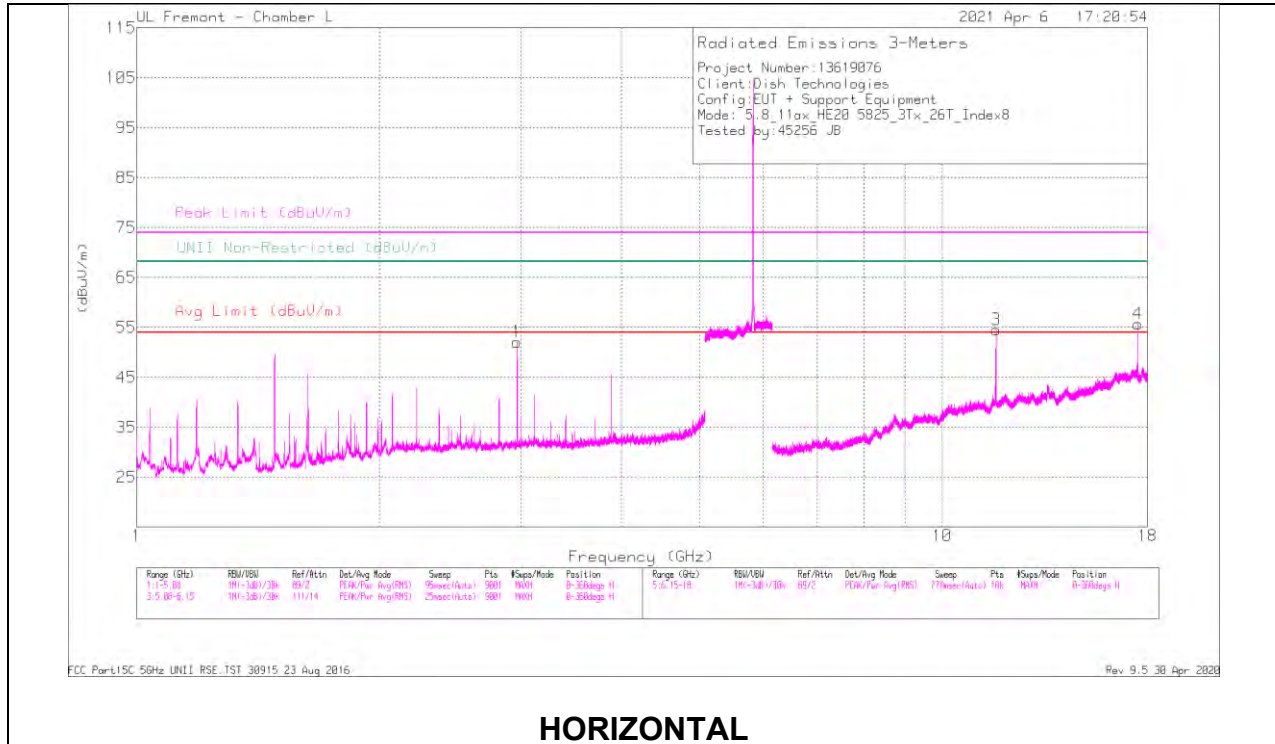
Marker	Frequency (MHz)	Meas Reading (dBuV)	Det	AF 344 (dBm)	AmpClfFiltPsd (dB)	DC Corr (dB)	Corrected Reading (dBuV/m)	Avg Limit (dBuV/m)	Margin (dB)	Peak Limit (dBuV/m)	PK Margin (dB)	UNI Non-Restricted (dBuV/m)	PK Margin (dB)	Adm'n (Dips)	Height (cm)	Polarity
1	2.96702	49.73	PK-U	32.6	-30.1	0	52.23	-	-	-	-	68.2	-15.97	188	278	H
2	2.967	49.88	PK-U	32.6	-30.1	0	52.38	-	-	-	-	68.2	-15.82	166	101	V
3	* 11.58704	41.79	PK-U	38.2	-19.7	0	60.29	-	-	74	-13.71	-	-	297	101	H
	* 11.58682	28.7	ADR	38.3	-19.7	-13	47.43	54	-6.57	-	-	-	-	297	101	H
4	* 17.38128	37.11	PK-U	41.5	-17.6	0	61.01	-	-	-	-	68.2	-7.19	87	108	H
5	* 11.58636	43.91	PK-U	38.3	-19.7	0	62.51	-	-	74	-11.49	-	-	26	105	V
	* 11.58647	32.3	ADR	38.3	-19.7	-13	51.03	54	-2.97	-	-	-	-	26	105	V
6	17.38119	43.52	PK-U	41.5	-17.6	0	67.42	-	-	-	-	68.2	-7.8	72	107	V

\* - indicates frequency in CFR47 Pt 15 / IC RSS-Restricted Band

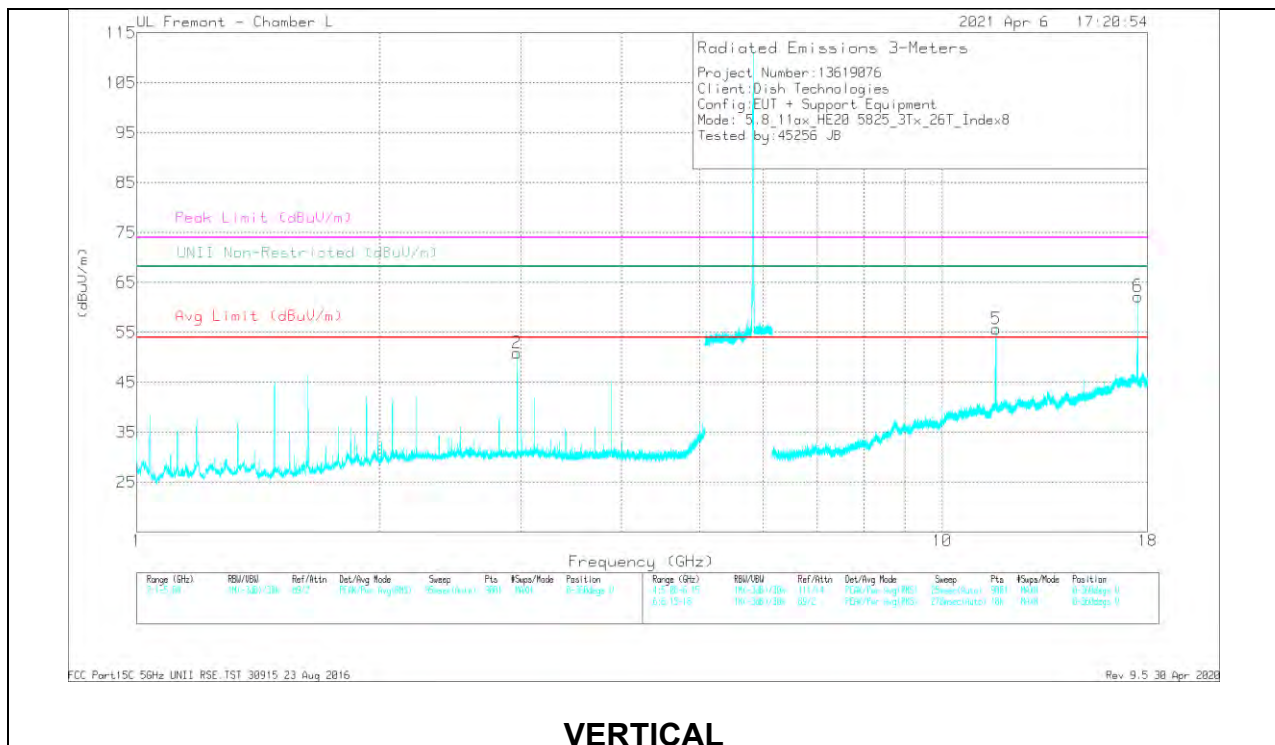
PK-U - U-NII: Maximum Peak

ADR - U-NII AD primary method, RMS average

**HIGH**



**HORIZONTAL**



**VERTICAL**

RADIATED EMISSIONS

Marker	Frequency (MHz)	Meas Reading (dBuV)	Det	AF 344 (dBm)	AmpClfFilt/Pad (dB)	DC Corr (dB)	Corrected Reading (dBuV/m)	Avg Limit (dBuV/m)	Margin (dB)	Peak Limit (dBuV/m)	PK Margin (dB)	Limit Non-Restricted (dBuV/m)	PK Margin (dB)	Altitude (Feet)	Height (feet)	Polarity
1	2.96704	52.45	PK-U	32.6	-30.1	0	54.95	-	-	-	-	68.2	-13.25	198	157	H
2	2.96698	52.18	PK-U	32.6	-30.1	0	54.68	-	-	-	-	68.2	-13.52	214	104	V
3	* 11.66599	46.58	PK-U	38.3	-19.5	0	65.38	-	-	74	-8.62	-	-	295	105	H
	* 11.66702	34.87	ADR	38.3	-19.4	.13	53.0	54	-1	-	-	-	-	295	105	H
4	* 17.59217	42.32	PK-U	41.7	-17.6	0	69.42	-	-	-	-	68.2	-1.78	97	104	H
5	* 11.66692	46.82	PK-U	38.3	-19.4	0	65.72	-	-	74	-8.28	-	-	347	108	V
	* 11.66677	34.44	ADR	38.3	-19.5	.13	53.37	54	-63	-	-	-	-	347	108	V
6	17.50171	43.27	PK-U	41.7	-17.6	0	67.37	-	-	-	-	68.2	-8.3	33	102	V

\* - indicates frequency in CFR47 Pt 15 / IC RSS-Restricted Band

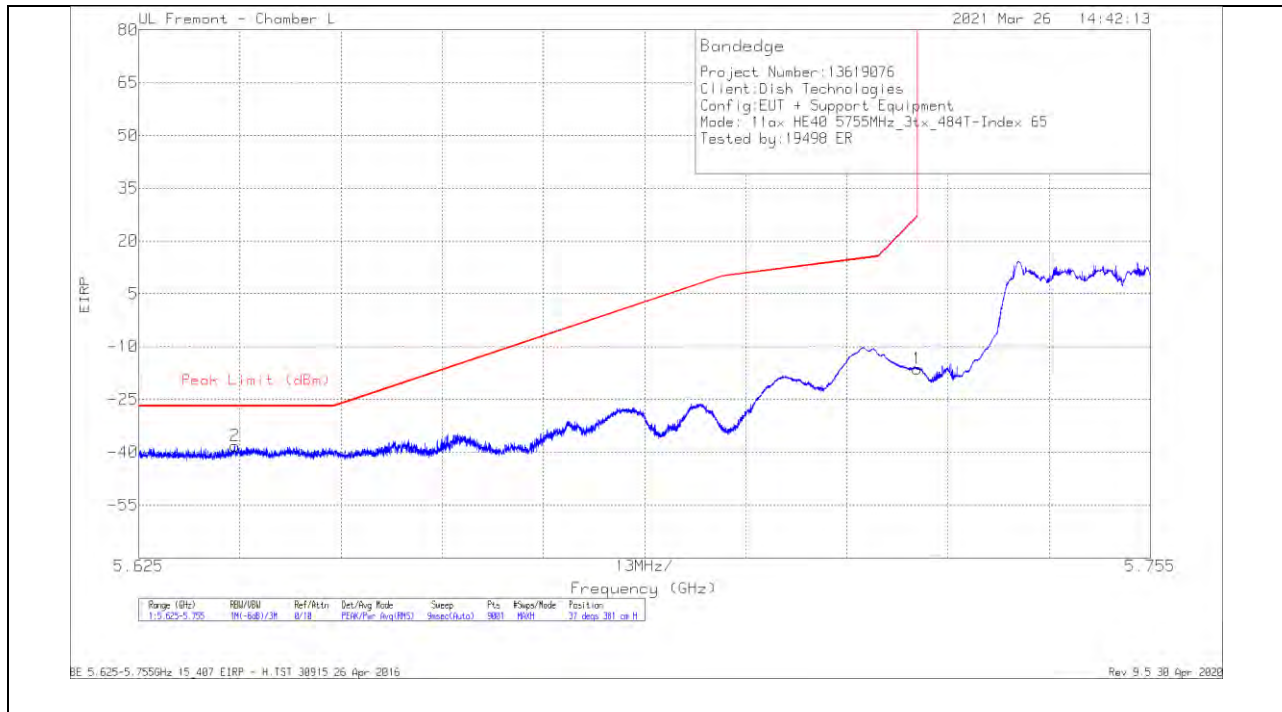
PK-U - U-NII: Maximum Peak

ADR - U-NII AD primary method, RMS average



**10.1.11. TX ABOVE 1 GHz 802.11ax HE40 MODE IN THE 5.8GHz BAND**  
**3TX Antenna 1 + Antenna 2 + Antenna 3 OFDMA MODE: 484-Tones, RU Index 65**  
**BANDEDGE (LOW CHANNEL)**

**HORIZONTAL RESULT**

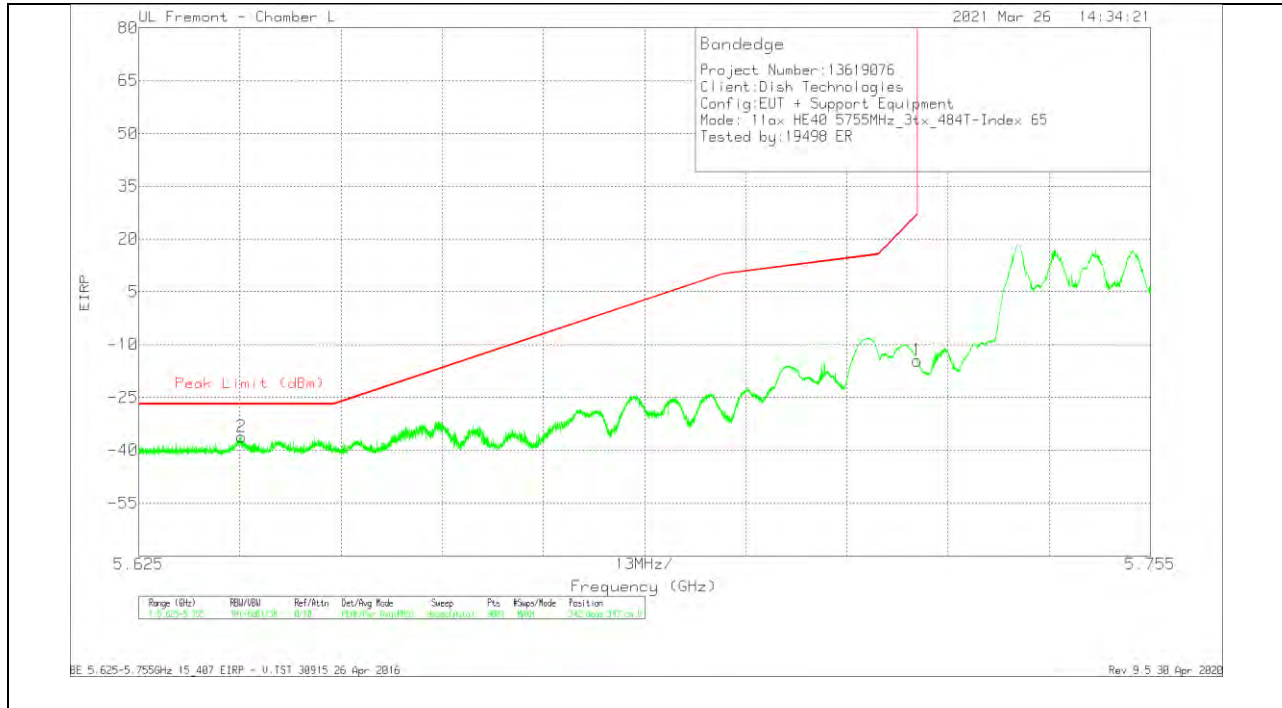


**TRACE MARKER**

Marker	Frequency (GHz)	Meter Reading (dBm)	Det	AF 344 (dB/m)	Amp/Cbl/Filtr/Pa d (dB)	Conversion Factor (dB)	Corrected Reading EIRP	Peak Limit (dBm)	PK Margin (dB)	Azimuth (Degs)	Height (cm)	Polarity
1	5.725	-46.17	PK	34.7	-16.6	11.8	-16.27	26.99	-43.26	37	381	H
2	5.63734	-68.15	PK	34.7	-16.6	11.8	-38.25	-27	-11.25	37	381	H

Pk - Peak detector

**VERTICAL RESULT**



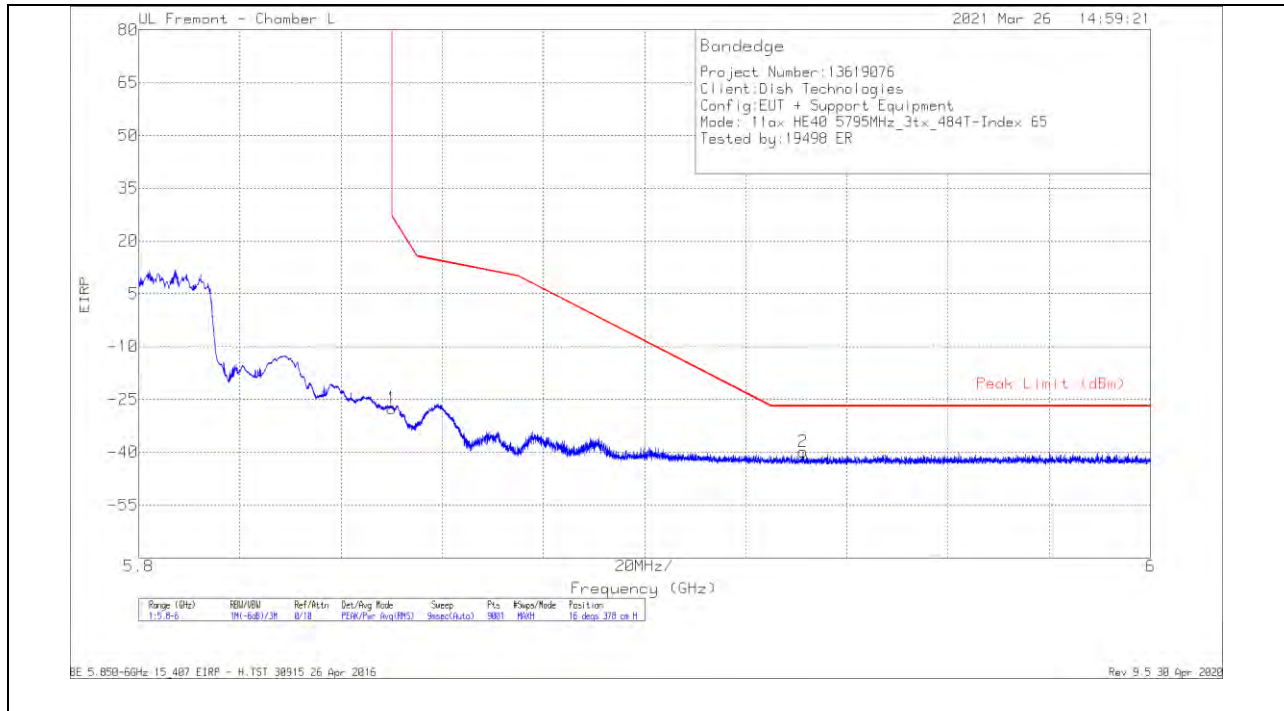
**TRACE MARKER**

Marker	Frequency (GHz)	Meter Reading (dBm)	Det	AF 344 (dB/m)	Amp/Cbl/Fitr/Pad (dB)	Conversion Factor (dB)	Corrected Reading EIRP	Peak Limit (dBm)	PK Margin (dB)	Azimuth (Degs)	Height (cm)	Polarity
1	5.725	-44.44	Pk	34.7	-16.6	11.8	-14.54	26.99	-41.53	342	347	V
2	5.63823	-66.17	Pk	34.7	-16.6	11.8	-36.27	-27	-9.27	342	347	V

Pk - Peak detector

**BANDEDGE (HIGH CHANNEL)**

**HORIZONTAL RESULT**



**TRACE MARKER**

Marker	Frequency (GHz)	Meter Reading (dBm)	Det	AF 344 (dB/m)	Amp/Cbl/Filtr/Pa d (dB)	Conversion Factor (dB)	Corrected Reading EIRP	Peak Limit (dBm)	PK Margin (dB)	Azimuth (Degs)	Height (cm)	Polarity
1	5.85002	-57.61	Pk	35	-16.7	11.8	-27.51	26.95	-54.46	16	378	H
2	5.93127	-70.65	Pk	35.2	-16.3	11.8	-39.95	-27	-12.95	16	378	H

Pk - Peak detector

**VERTICAL RESULT**



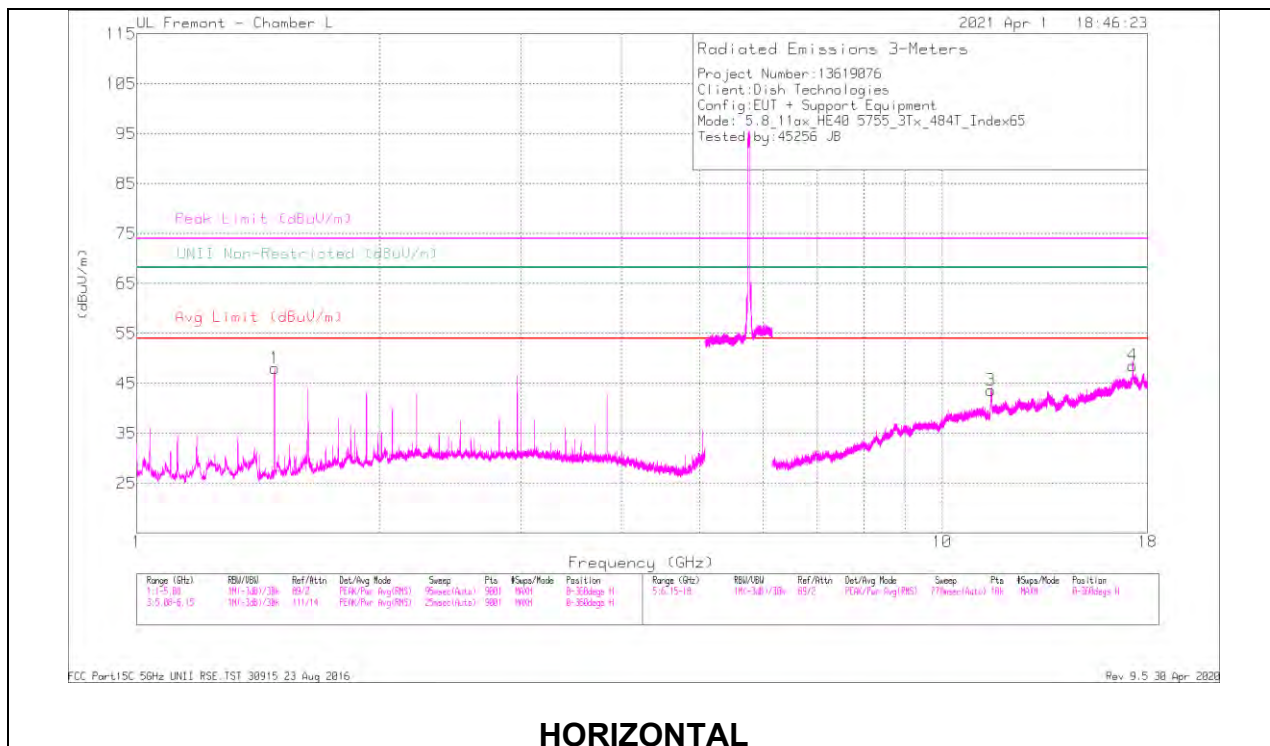
**TRACE MARKER**

Marker	Frequency (GHz)	Meter Reading (dBm)	Det	AF 344 (dB/m)	Amp/Cbl/Fitr/Pad (dB)	Conversion Factor (dB)	Corrected Reading EIRP	Peak Limit (dBm)	PK Margin (dB)	Azimuth (Degs)	Height (cm)	Polarity
1	5.85002	-57.68	Pk	35	-16.7	11.8	-27.58	26.95	-54.53	144	378	V
2	5.98904	-71.17	Pk	35.3	-16	11.8	-40.07	-27	-13.07	144	378	V

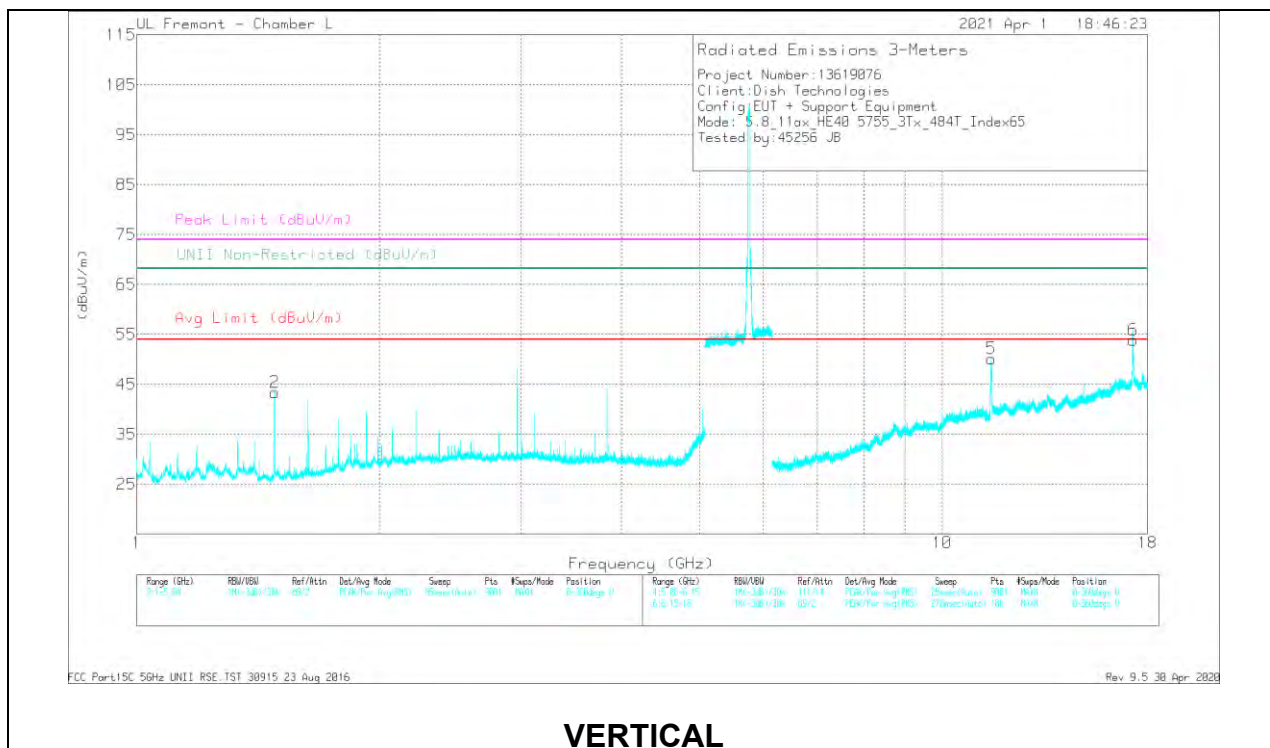
Pk - Peak detector

# HARMONICS AND SPURIOUS EMISSIONS

**LOW**



**HORIZONTAL**



**VERTICAL**

RADIATED EMISSIONS

Marker	Frequency (MHz)	Meas Reading (dBuV)	Det	AF 344 (dBm)	AmpCstFiltPsd (dB)	DC Corr (dB)	Corrected Reading (dBuV/m)	Avg Limit (dBuV/m)	Margin (dB)	Peak Limit (dBuV/m)	PK Margin (dB)	UNI Non-Restricted (dBuV/m)	PK Margin (dB)	Altitude (ft/m)	Height (ft/m)	Polarity
1	* 1.48352	57.39	PK-U	28.2	-32.8	0	52.79	-	-	74	-21.21	-	-	257	113	H
	* 1.48351	50.75	ADR	28.2	-32.8	13	46.28	54	-7.72	-	-	-	-	257	113	H
2	* 1.48353	54.63	PK-U	28.2	-32.8	0	50.03	-	-	74	-23.97	-	-	228	137	V
	* 1.48352	47.69	ADR	28.2	-32.8	13	43.22	54	-10.78	-	-	-	-	228	137	V
3	* 11.50114	35.24	PK-U	38.1	-19.8	0	53.54	-	-	74	-20.46	-	-	333	108	H
	* 11.49994	23.71	ADR	38.1	-19.8	13	42.14	54	-11.86	-	-	-	-	333	108	H
4	17.24714	34.55	PK-U	41.6	-16.9	0	58.25	-	-	-	-	68.2	-8.95	148	109	H
	* 11.51016	42.52	PK-U	38.1	-18.8	0	60.62	-	-	74	-13.38	-	-	25	102	V
	* 11.50974	30.59	ADR	38.1	-18.8	13	49.02	54	-4.98	-	-	-	-	25	102	V
6	17.27176	43.39	PK-U	41.6	-17.3	0	67.69	-	-	-	-	68.2	-51	37	101	V

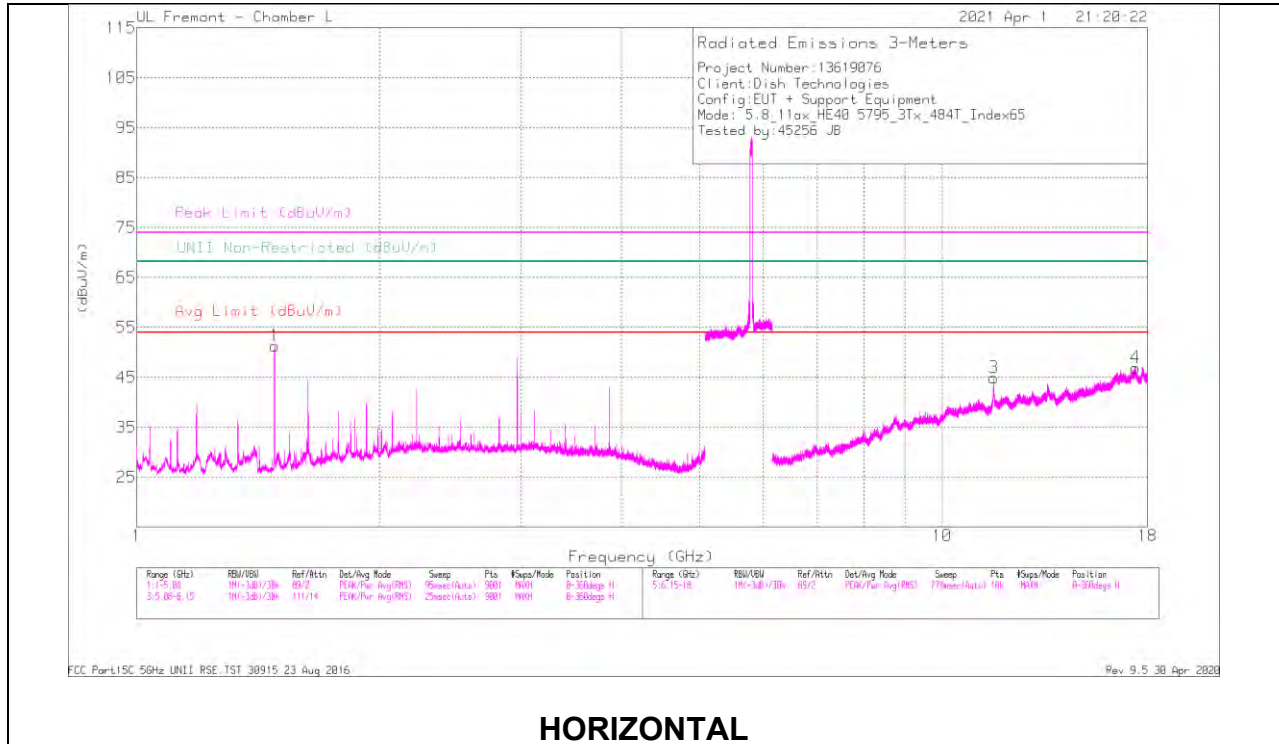
\* - indicates frequency in CFR47 Pt 15 / IC RSS-Restricted Band

PK-U - U-NII: Maximum Peak

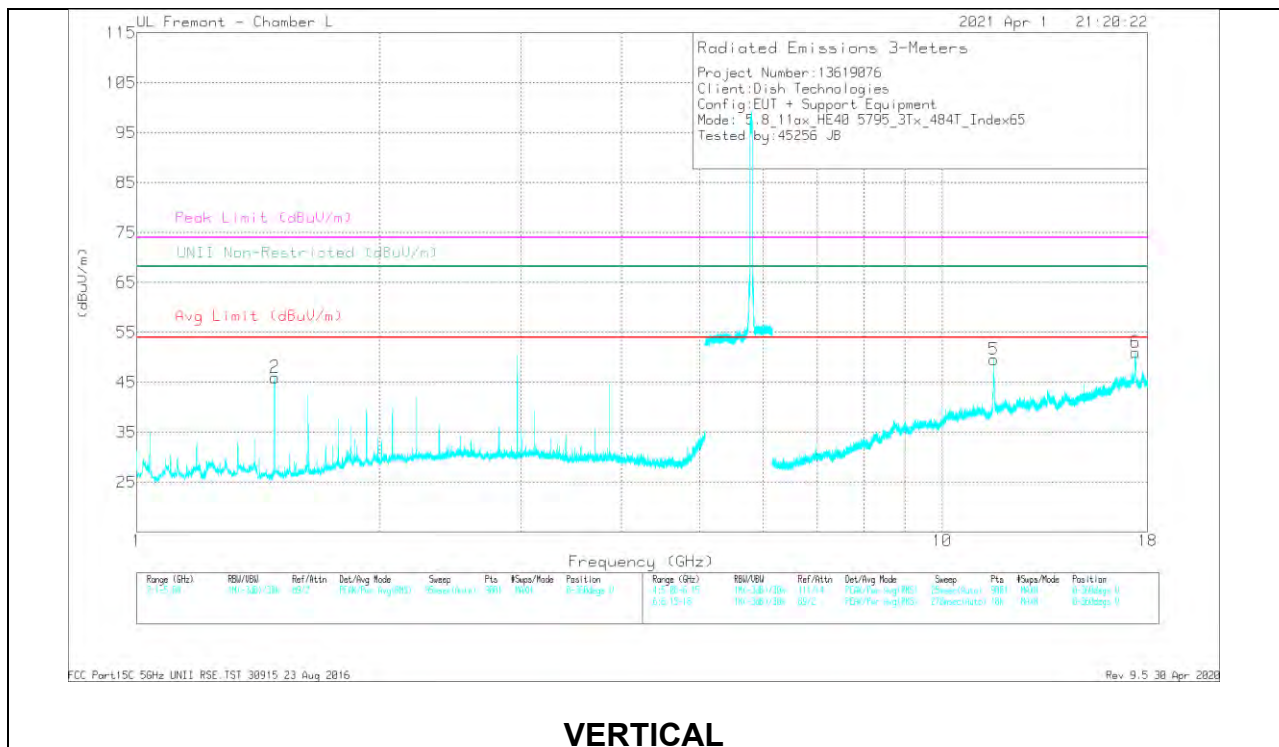
ADR - U-NII AD primary method, RMS average



**HIGH**



**HORIZONTAL**



**VERTICAL**

RADIATED EMISSIONS

Marker	Frequency (GHz)	Meas Reading (dBuV)	Det	AF 344 (dBm)	AmpCstFiltPsd (dB)	DC Corr (dB)	Corrected Reading (dBuV/m)	Avg Limit (dBuV/m)	Margin (dB)	Peak Limit (dBuV/m)	PK Margin (dB)	UNI Non-Restricted (dBuV/m)	PK Margin (dB)	Altitude (Feet)	Height (feet)	Polarity
1	* 1.48352	57.09	PK-U	28.2	-32.8	0	52.49	-	-	74	-21.51	-	-	258	108	H
	* 1.4835	49.77	ADR	28.2	-32.8	13	45.3	54	-8.7	-	-	-	-	258	108	H
2	* 1.48351	54.09	PK-U	28.2	-32.8	0	49.49	-	-	74	-24.51	-	-	192	106	V
	* 1.48351	45.3	ADR	28.2	-32.8	13	40.83	54	-13.17	-	-	-	-	192	106	V
3	* 11.59072	33.55	PK-U	38.2	-19.7	0	52.05	-	-	74	-21.95	-	-	297	114	H
	* 11.58987	22.12	ADR	38.3	-19.7	13	40.85	54	-13.15	-	-	-	-	297	114	H
4	17.38483	32.05	PK-U	41.5	-17.6	0	55.95	-	-	-	-	68.2	-12.25	266	102	H
	* 11.59344	40.08	PK-U	38.3	-19.7	0	58.66	-	-	74	-15.34	-	-	26	107	V
5	* 11.59105	28.29	ADR	38.2	-19.7	13	48.91	54	-7.09	-	-	-	-	26	107	V
6	17.39188	41.27	PK-U	41.6	-17.6	0	65.27	-	-	-	-	68.2	-2.93	36	111	V

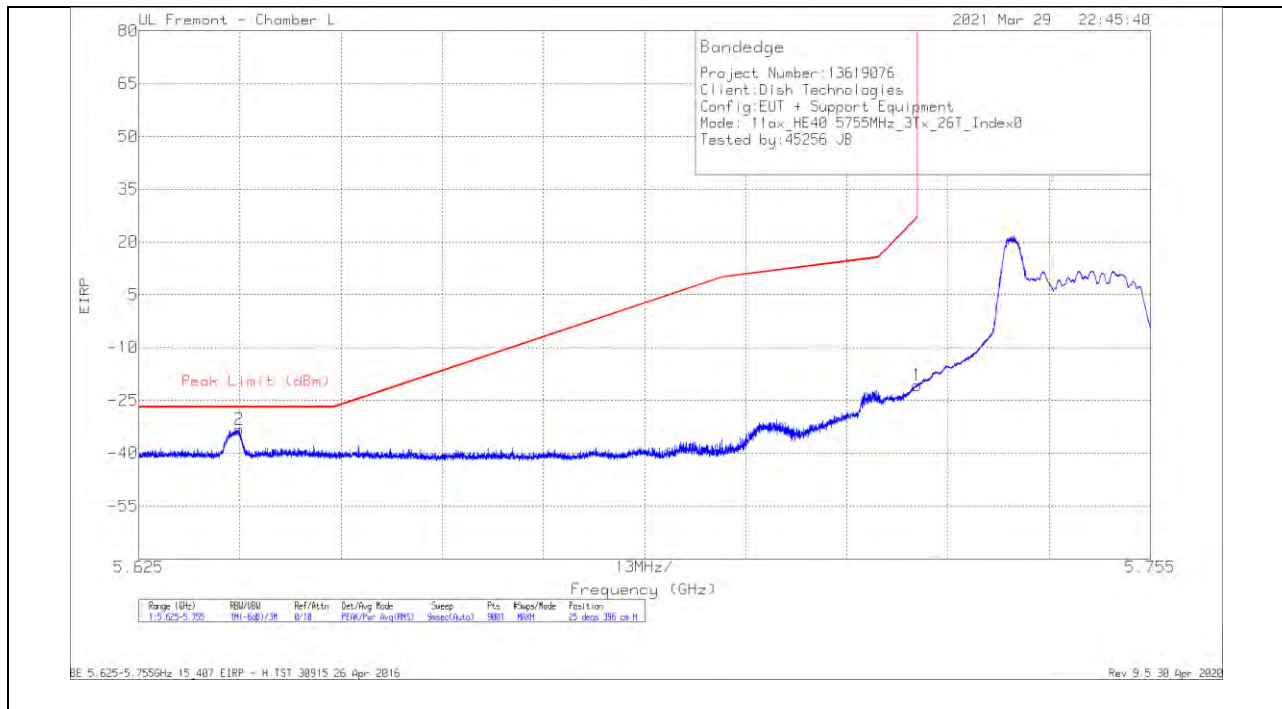
\* - indicates frequency in CFR47 Pt 15 / IC RSS-Restricted Band

PK-U - U-NII: Maximum Peak

ADR - U-NII AD primary method, RMS average

**3TX Antenna 1 + Antenna 2 + Anetnna 3 OFDMA MODE: 26-Tones, RU Index 0  
 BANDEDGE (LOW CHANNEL)**

**HORIZONTAL RESULT**

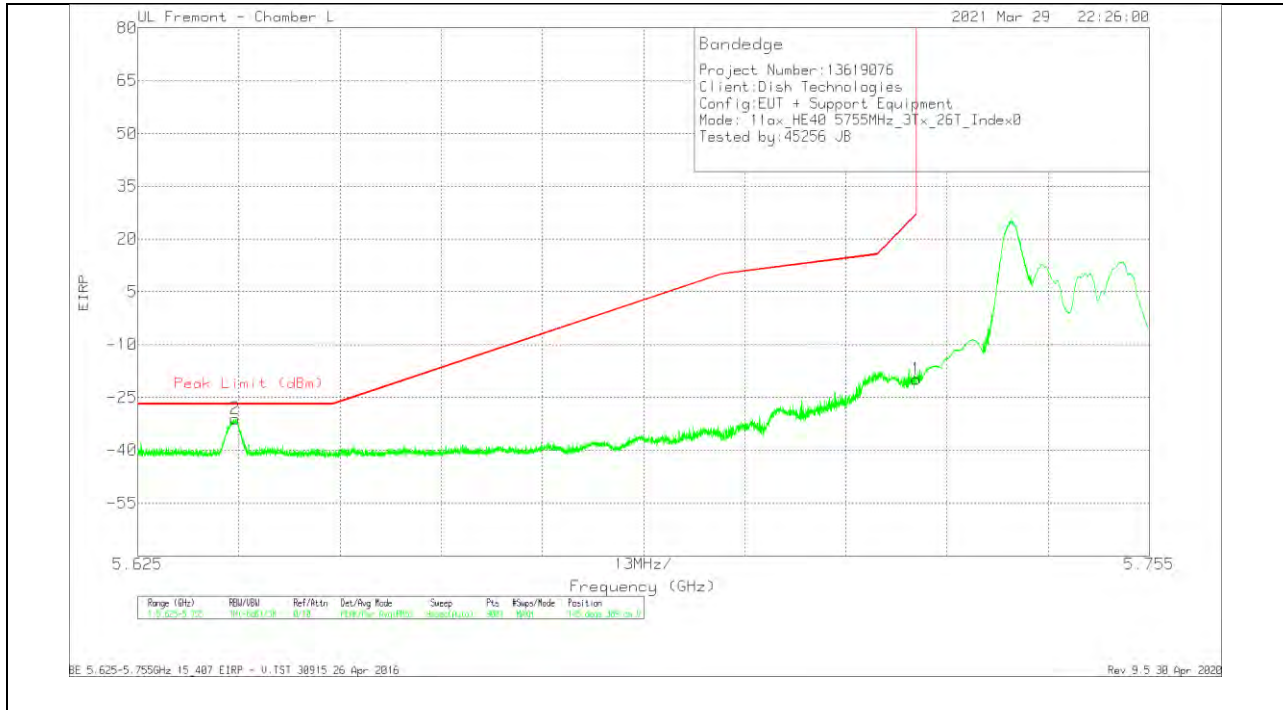


**TRACE MARKER**

Marker	Frequency (GHz)	Meter Reading (dBm)	Det	AF 344 (dB/m)	Amp/CbI/Filt/P ad (dB)	Conversion Factor (dB)	DC Corr (dB)	Corrected Reading EIRP	Peak Limit (dBm)	PK Margin (dB)	Azimuth (Degs)	Height (cm)	Polarity
1	5.725	-50.66	Pk	34.7	-16.6	11.8	0	-20.76	26.99	-47.75	25	396	H
2	5.63788	-63.08	Pk	34.7	-16.6	11.8	0	-33.18	-27	-6.18	25	396	H

Pk - Peak detector

**VERTICAL RESULT**



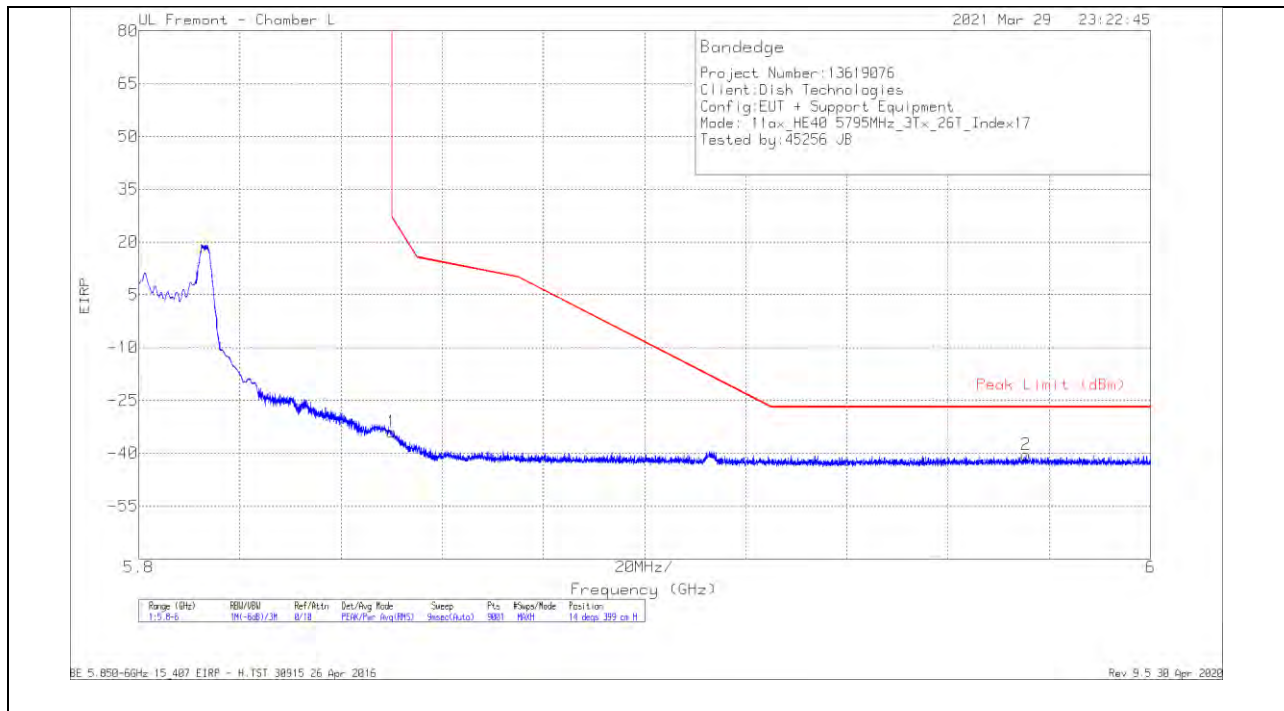
**TRACE MARKER**

Marker	Frequency (GHz)	Meter Reading (dBm)	Det	AF 344 (dBm)	Amp/Cbl/Filtr/Pad (dB)	Conversion Factor (dB)	DC Corr (dB)	Corrected Reading EIRP	Peak Limit (dBm)	PK Margin (dB)	Azimuth (Degs)	Height (cm)	Polarity
1	5.725	-49.72	Pk	34.7	-16.6	11.8	0	-19.82	26.99	-46.81	145	389	V
2	5.63752	-60.96	Pk	34.7	-16.6	11.8	0	-31.06	-27	-4.06	145	389	V

Pk - Peak detector

**3TX Antenna 1 + Antenna 2 + Antenna 3 OFDMA MODE: 26-Tones, RU Index 17  
 BANDEDGE (HIGH CHANNEL)**

**HORIZONTAL RESULT**



**TRACE MARKER**

Marker	Frequency (GHz)	Meter Reading (dBm)	Det	AF 344 (dB/m)	Amp/Cbl/Fitr/Pa d (dB)	Conversion Factor (dB)	Corrected Reading EIRP	Peak Limit (dBm)	PK Margin (dB)	Azimuth (Degs)	Height (cm)	Polarity
1	5.85002	-64.11	Pk	35	-16.7	11.8	-34.01	26.95	-60.96	14	399	H
2	5.97535	-71.48	Pk	35.3	-16	11.8	-40.38	-27	-13.38	14	399	H

Pk - Peak detector

**VERTICAL RESULT**



**TRACE MARKER**

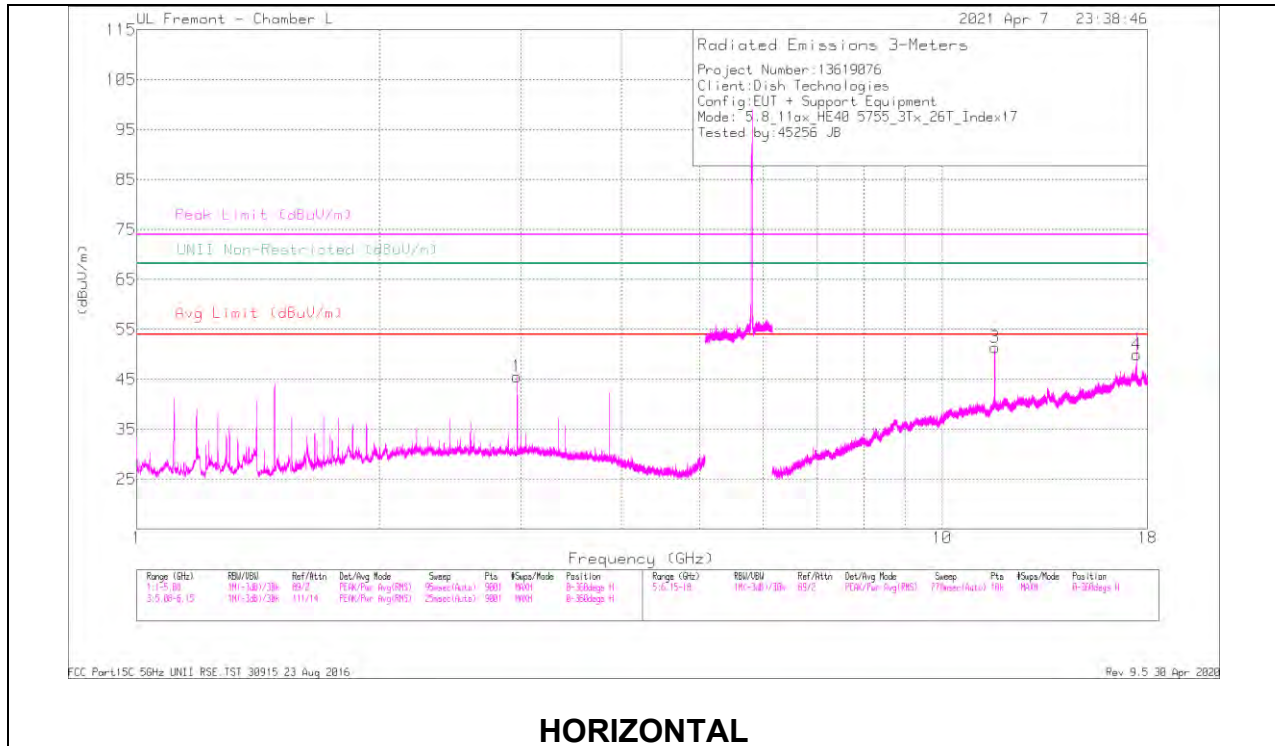
Marker	Frequency (GHz)	Meter Reading (dBm)	Det	AF 344 (dB/m)	Amp/Cbl/Fitr/Pad (dB)	Conversion Factor (dB)	Corrected Reading EIRP	Peak Limit (dBm)	PK Margin (dB)	Azimuth (Degs)	Height (cm)	Polarity
1	5.85002	-65.16	Pk	35	-16.7	11.8	-35.06	26.95	-62.01	335	384	V
2	5.98738	-70.63	Pk	35.2	-16	11.8	-39.63	-27	-12.63	335	384	V

Pk - Peak detector

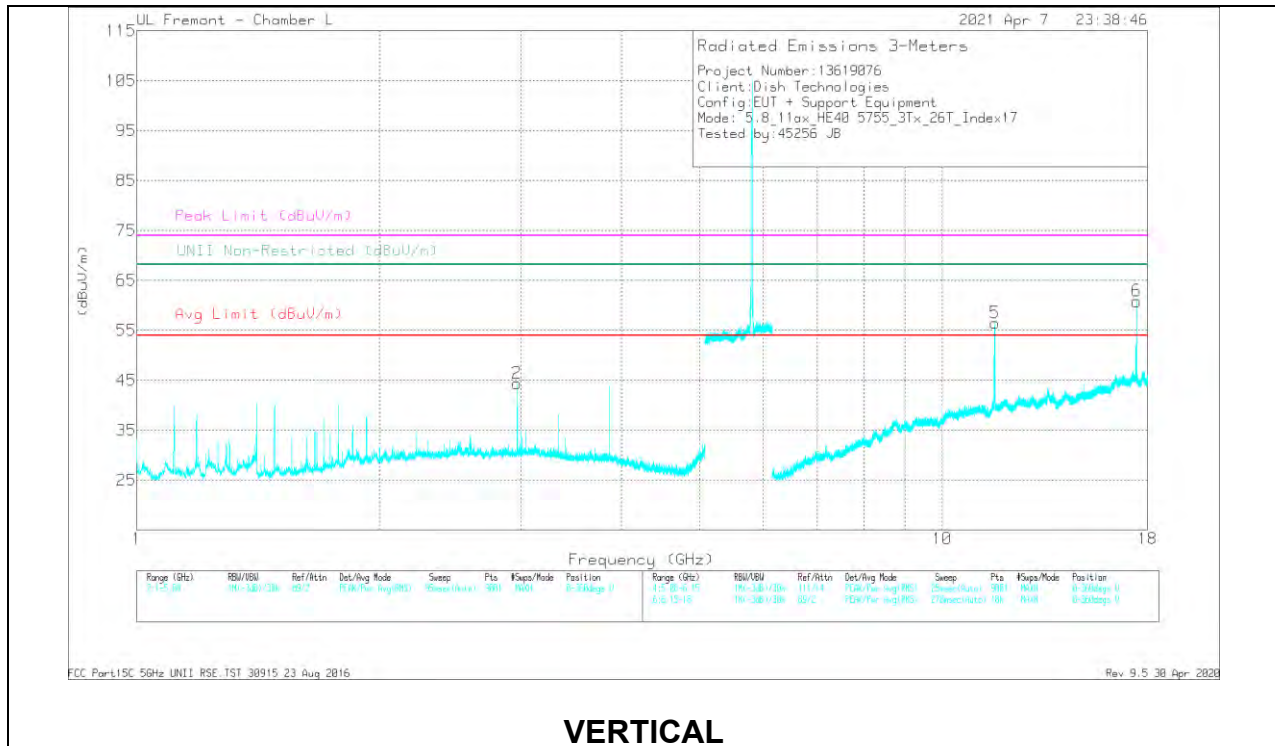


# HARMONICS AND SPURIOUS EMISSIONS

## LOW



## HORIZONTAL



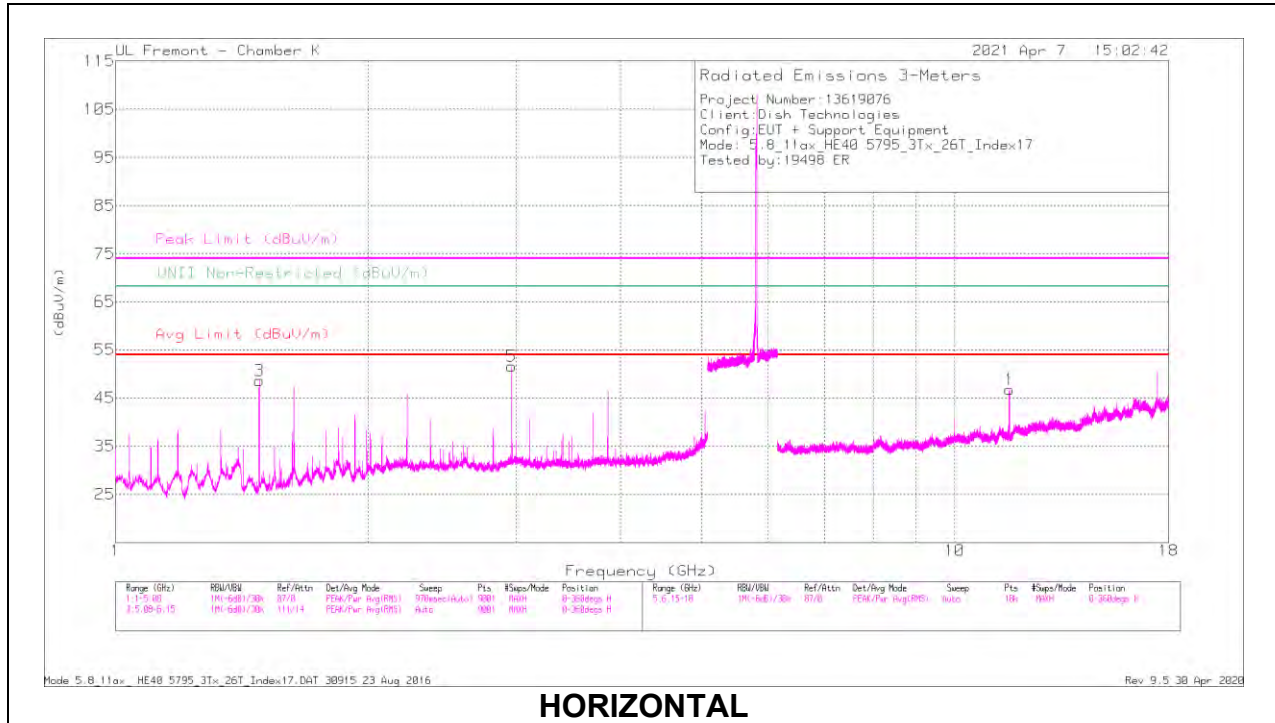
## VERTICAL

RADIATED EMISSIONS

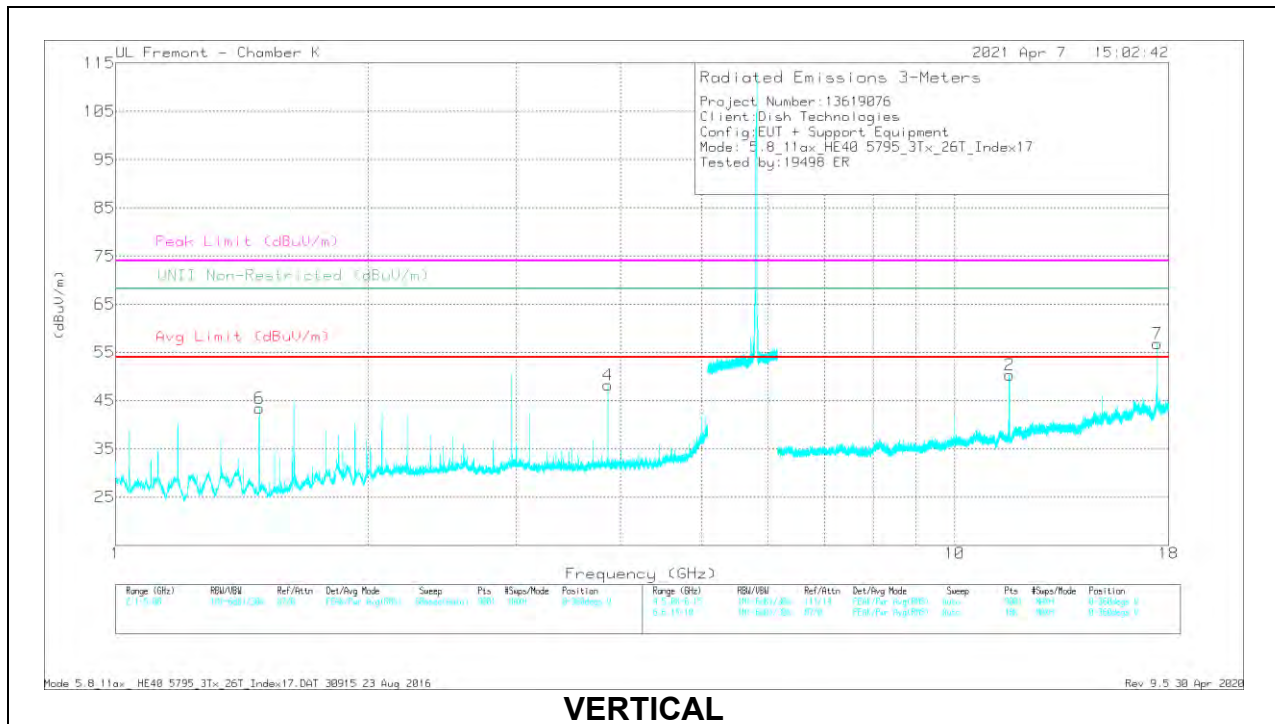
Marker	Frequency (MHz)	Meas Reading (dBuV)	Det	AF 344 (dBm)	AmpCstFiltPsd (dB)	DC Corr (dB)	Corrected Reading (dBuV/m)	Avg Limit (dBuV/m)	Margin (dB)	Peak Limit (dBuV/m)	PK Margin (dB)	UNI Non-Restricted (dBuV/m)	PK Margin (dB)	Altitude (Feet)	Height (m)	Polarity	
1	2.96702	46.56	PK-U	32.6	-30.1	0	49.08	-	-	-	-	68.2	-19.14	191	104	H	
2	2.96699	47.01	PK-U	32.6	-30.1	0	49.51	-	-	-	-	68.2	-18.69	214	101	V	
4	17.43911	43.14	PK-U	41.6	-17.5	0	67.24	-	-	-	-	68.2	-9.96	260	103	H	
3	* 11.62555	36.84	PK-U	38.3	-19.7	0	55.44	-	-	74	-18.56	-	-	277	111	H	
	* 11.62531	23.49	ADR	38.3	-19.7	-13	42.22	54	-11.78	-	-	-	-	-	277	111	H
5	* 11.62553	44.78	PK-U	38.3	-19.7	0	63.38	-	-	74	-10.62	-	-	-	19	102	V
	* 11.62567	29.51	ADR	38.3	-19.7	-13	48.24	54	-5.76	-	-	-	-	-	19	102	V
6	17.43739	43.64	PK-U	41.5	-17.5	0	67.64	-	-	-	-	68.2	-5.56	30	117	V	

\* - indicates frequency in CFR47 Pt 15 / IC RSS-Restricted Band  
 PK-U - U-NII: Maximum Peak  
 ADR - U-NII AD primary method, RMS average

**HIGH**



**HORIZONTAL**



**VERTICAL**

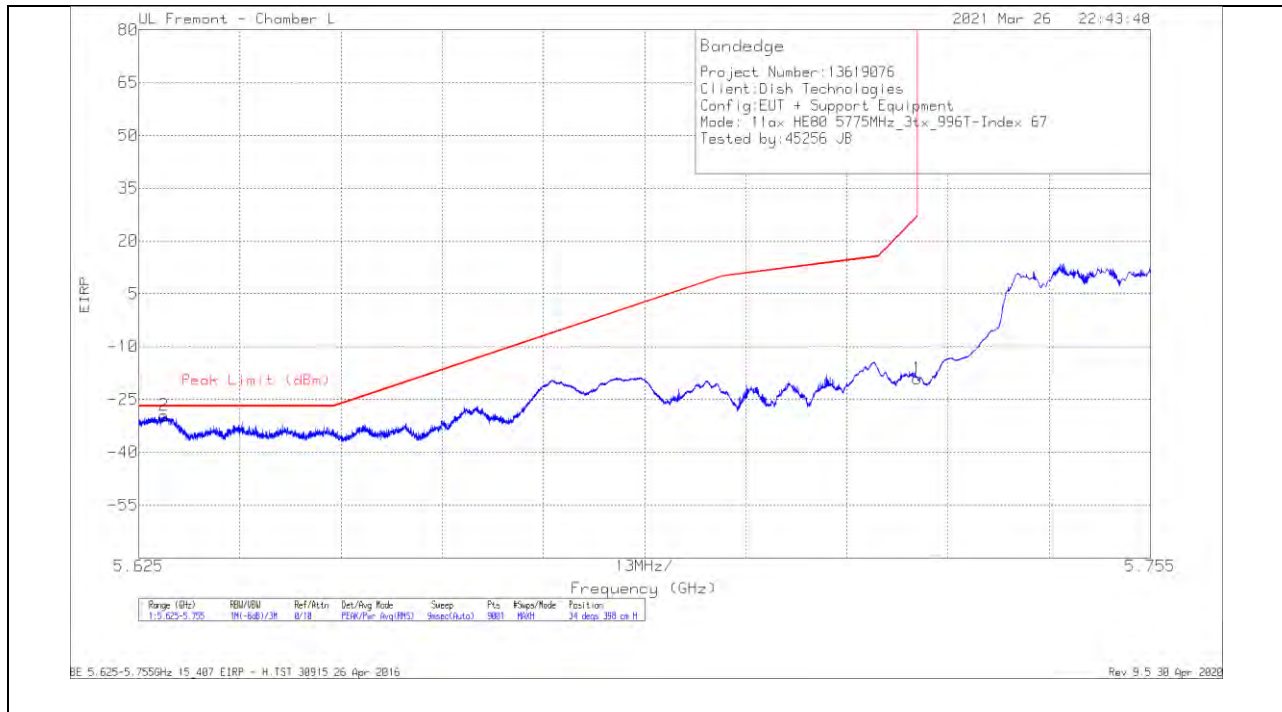
RADIATED EMISSIONS

Marker	Frequency (MHz)	Meas Reading (dBμV)	Det	AF TBS3 (dBm)	Amp/Cab/Filt/Pad (dB)	DC Corr (dB)	Corrected Reading (dBμV/m)	Avg Limit (dBμV/m)	Margin (dB)	Peak Limit (dBμV/m)	PK Margin (dB)	UNI Non-Restricted (dBμV/m)	PK Margin (dB)	Altitude (Feet)	Height (feet)	Polarity
3	* 1.48352	71.88	PK-U	27.9	-46.3	0	53.48	-	-	74	-20.52	-	-	251	117	H
	* 1.48351	62.8	ADR	27.9	-46.3	-13	44.53	54	-9.47	-	-	-	-	251	117	H
5	2.96701	66.5	PK-U	32.8	-43	0	56.3	-	-	-	-	68.2	-11.9	206	138	H
	* 1.48352	65.78	PK-U	27.9	-46.3	0	47.38	-	-	74	-26.62	-	-	197	193	V
6	* 1.48351	56.33	ADR	27.9	-46.3	-13	39.06	54	-15.94	-	-	-	-	197	193	V
4	* 3.86333	59.37	PK-U	33.5	-41.8	0	51.07	-	-	74	-22.93	-	-	313	150	V
	* 3.86336	56.84	ADR	33.5	-41.8	-13	48.67	54	-5.33	-	-	-	-	313	150	V
1	* 11.62585	60.51	PK-U	38.4	-35.8	0	63.11	-	-	74	-10.89	-	-	296	107	H
	* 11.6258	46.45	ADR	38.4	-35.8	-13	49.18	54	-4.82	-	-	-	-	296	107	H
2	* 11.62508	64.01	PK-U	38.4	-35.8	0	66.61	-	-	74	-7.39	-	-	25	104	V
	* 11.62539	49.66	ADR	38.4	-35.8	-13	52.39	54	-1.61	-	-	-	-	25	104	V
7	17.4379	38.95	PK-U	41.9	-31.5	0	49.35	-	-	-	-	68.2	-18.85	29	101	V

\* - indicates frequency in CFR47 Pt 15 / IC RSS-Restricted Band  
 PK-U - U-NII: Maximum Peak  
 ADR - U-NII AD primary method, RMS average

**10.1.12. TX ABOVE 1 GHz 802.11ax HE80 MODE IN THE 5.8GHz BAND**  
**3TX Antenna 1 + Antenna 2 + Antenna 3 OFDMA MODE: 996-Tones, RU Index 67**  
**BANDEDGE (CHANNEL 155 LOW EDGE)**

**HORIZONTAL RESULT**



**TRACE MARKER**

Marker	Frequency (GHz)	Meter Reading (dBm)	Det	AF 344 (dB/m)	Amp/CbI/FItr/P ad (dB)	Conversion Factor (dB)	DC Corr (dB)	Corrected Reading EIRP	Peak Limit (dBm)	PK Margin (dB)	Azimuth (Degs)	Height (cm)	Polarity
1	5.725	-48.92	Pk	34.7	-16.6	11.8	0	-19.02	26.99	-46.01	34	398	H
2	5.62825	-59.5	Pk	34.7	-16.6	11.8	0	-29.6	-27	-2.6	34	398	H

Pk - Peak detector

**VERTICAL RESULT**



**TRACE MARKER**

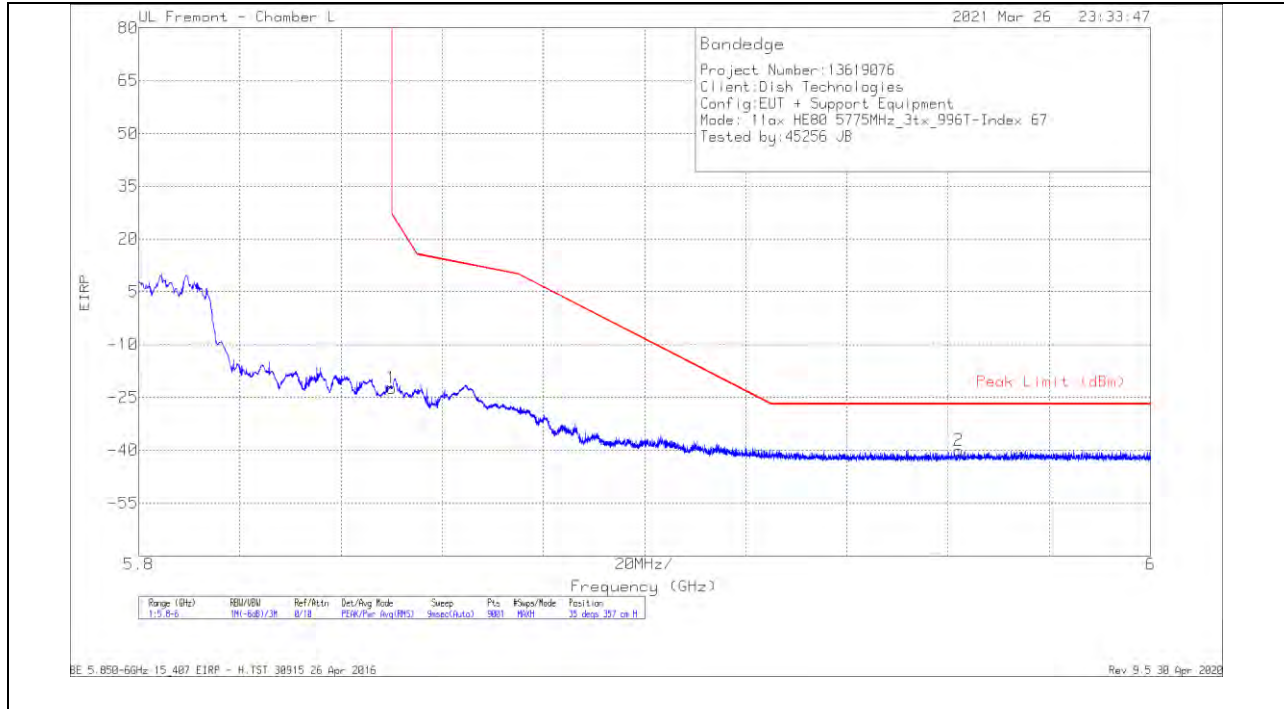
Marker	Frequency (GHz)	Meter Reading (dBm)	Det	AF 344 (dBm)	Amp/Cbl/Filtr/Pad (dB)	Conversion Factor (dB)	DC Corr (dB)	Corrected Reading EIRP	Peak Limit (dBm)	PK Margin (dB)	Azimuth (Degs)	Height (cm)	Polarity
1	5.725	-44.22	Pk	34.7	-16.6	11.8	0	-14.32	26.99	-41.31	328	384	V
2	5.6298	-57.99	Pk	34.7	-16.6	11.8	0	-28.09	-27	-1.09	328	384	V

Pk - Peak detector



**BANDEDGE (CHANNEL 155 HIGH EDGE)**

**HORIZONTAL RESULT**

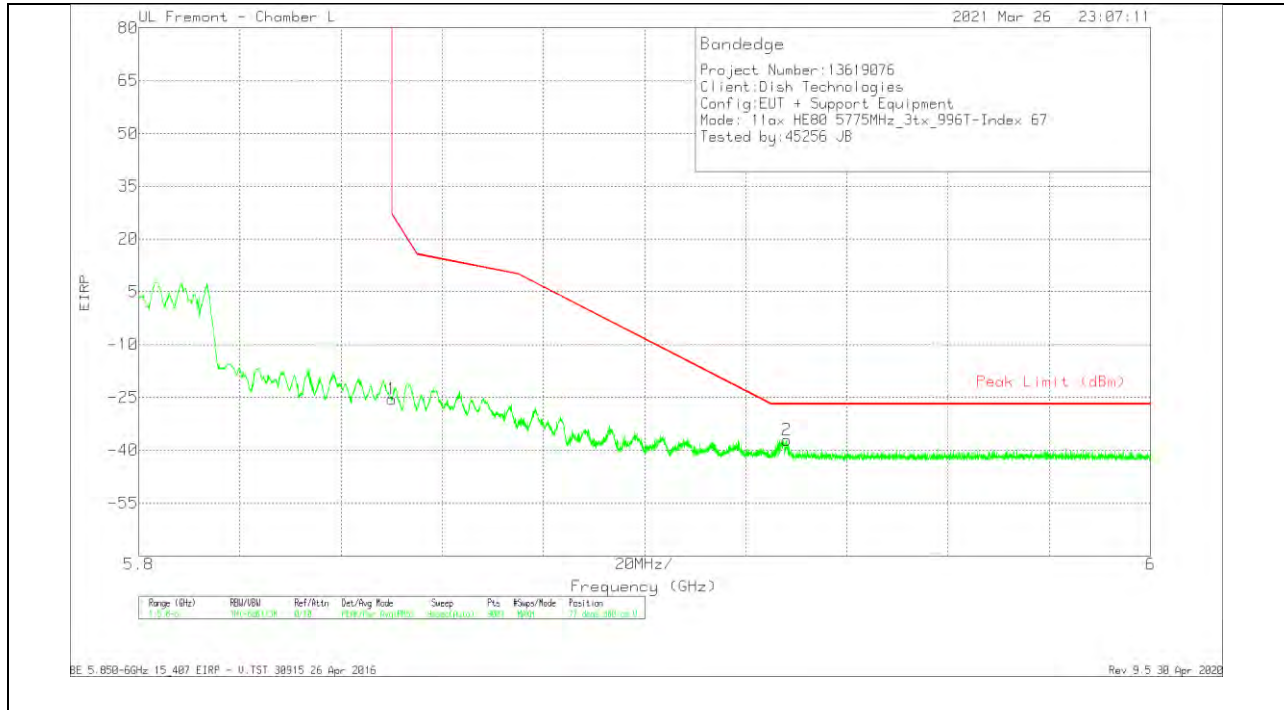


**TRACE MARKER**

Marker	Frequency (GHz)	Meter Reading (dBm)	Det	AF 344 (dB/m)	Amp/Chl/Filtr/P ad (dB)	Conversion Factor (dB)	DC Corr (dB)	Corrected Reading EIRP	Peak Limit (dBm)	PK Margin (dB)	Azimuth (Degs)	Height (cm)	Polarity
1	5.85002	-52.45	PK	35	-16.7	11.8	0	-22.35	26.95	-49.3	35	357	H
2	5.96211	-70.88	PK	35.3	-16.2	11.8	0	-39.98	-27	-12.98	35	357	H

Pk - Peak detector

**VERTICAL RESULT**



**TRACE MARKER**

Marker	Frequency (GHz)	Meter Reading (dBm)	Det	AF 344 (dBm)	Amp/Cbl/Filtr/Pad (dB)	Conversion Factor (dB)	DC Corr (dB)	Corrected Reading EIRP	Peak Limit (dBm)	PK Margin (dB)	Azimuth (Degs)	Height (cm)	Polarity
1	5.85002	-55.57	Pk	35	-16.7	11.8	0	-25.47	26.95	-52.42	77	380	V
2	5.92804	-67.78	Pk	35.2	-16.3	11.8	0	-37.08	-27	-10.08	77	380	V

Pk - Peak detector