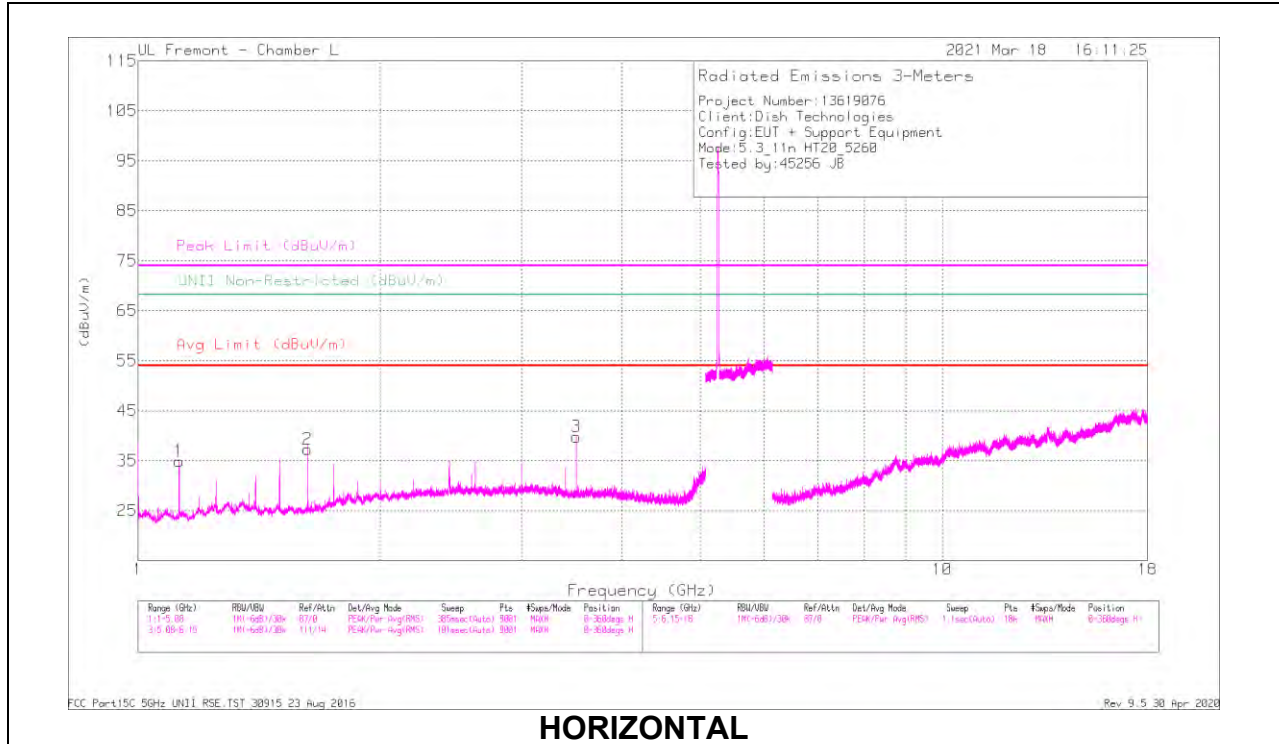
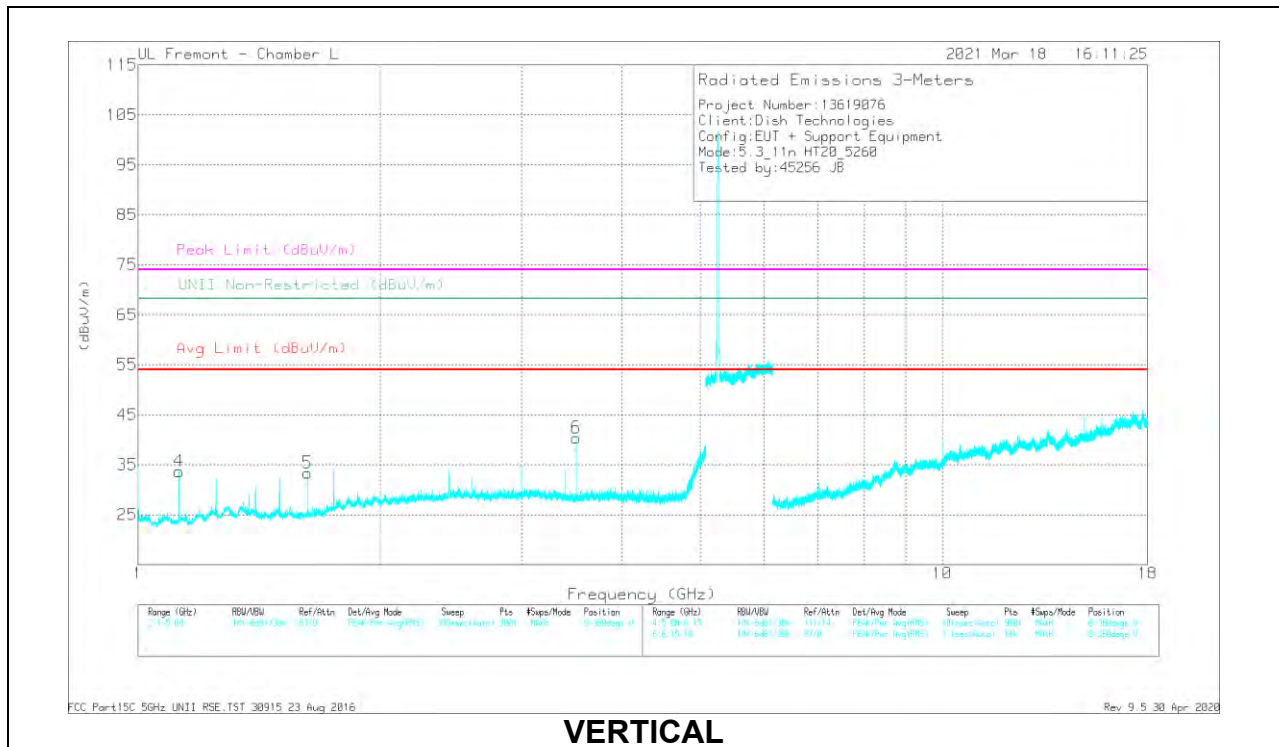


HARMONICS AND SPURIOUS EMISSIONS

LOW CHANNEL RESULTS



HORIZONTAL



VERTICAL

RADIATED EMISSIONS

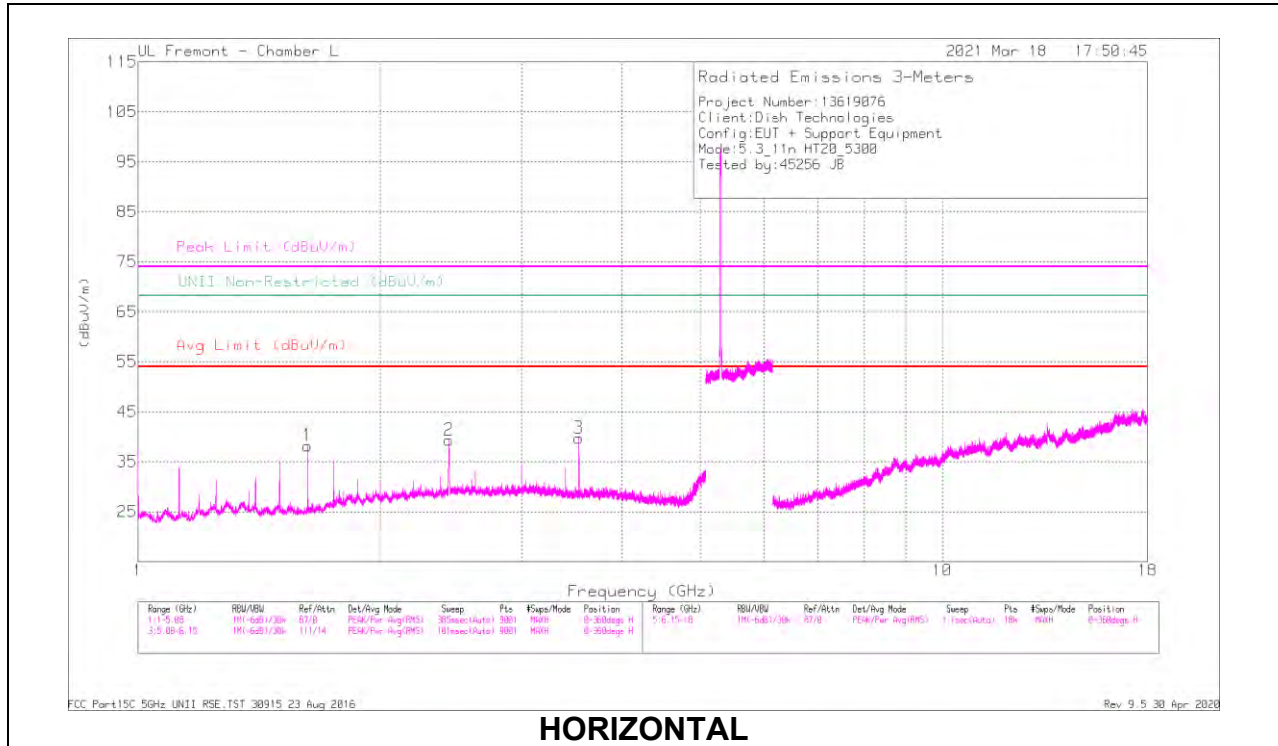
| Marker | Frequency (MHz) | Meas Reading (dBµV) | Dist | AF 34d (dBm) | Amp/Cbr/Freq/Psd (dB) | DC Corr (dB) | Corrected Reading (dBµV/m) | Avg Limit (dBµV/m) | Margin (dB) | Peak Limit (dBµV/m) | PK Margin (dB) | URI Non-Restricted (dBµV/m) | PK Margin (dB) | Altitude (Feet) | Height (m) | Polarity |
|--------|-----------------|---------------------|------|--------------|-----------------------|--------------|----------------------------|--------------------|-------------|---------------------|----------------|-----------------------------|----------------|-----------------|------------|----------|
| 1 | * 1.12499 | 43.7 | PK-U | 27.3 | -34 | 0 | 37 | - | - | 74 | -37 | - | - | 187 | 194 | H |
| | * 1.12499 | 38.11 | ADR | 27.3 | -34 | 2.3 | 33.71 | 54 | -20.29 | - | - | - | - | 187 | 194 | H |
| 2 | * 1.62478 | 46.36 | PK-U | 28.3 | -32.9 | 0 | 41.76 | - | - | 74 | -32.24 | - | - | 184 | 151 | H |
| | * 1.62478 | 40.86 | ADR | 28.3 | -32.9 | 2.3 | 38.66 | 54 | -15.44 | - | - | - | - | 184 | 151 | H |
| 3 | * 3.50655 | 39.13 | PK-U | 32.8 | -29 | 0 | 42.93 | - | - | 74 | -31.07 | - | - | 188 | 113 | H |
| | * 3.50655 | 35.41 | ADR | 32.8 | -29 | 2.3 | 41.51 | 54 | -12.49 | - | - | - | - | 188 | 113 | H |
| 4 | * 1.12497 | 43.81 | PK-U | 27.3 | -34 | 0 | 37.11 | - | - | 74 | -36.85 | - | - | 171 | 205 | V |
| | * 1.12499 | 35.28 | ADR | 27.3 | -34 | 2.3 | 30.88 | 54 | -23.12 | - | - | - | - | 171 | 205 | V |
| 5 | * 1.62478 | 44.26 | PK-U | 28.3 | -32.9 | 0 | 39.66 | - | - | 74 | -34.34 | - | - | 196 | 247 | V |
| | * 1.62478 | 37.82 | ADR | 28.3 | -32.9 | 2.3 | 35.52 | 54 | -18.48 | - | - | - | - | 196 | 247 | V |
| 6 | * 3.50664 | 39.62 | PK-U | 32.8 | -29 | 0 | 43.42 | - | - | 74 | -30.58 | - | - | 189 | 103 | V |
| | * 3.50665 | 35.96 | ADR | 32.8 | -29 | 2.3 | 42.06 | 54 | -11.94 | - | - | - | - | 189 | 103 | V |

* - indicates frequency in CFR47 Pt 15 / IC RSS-Restricted Band

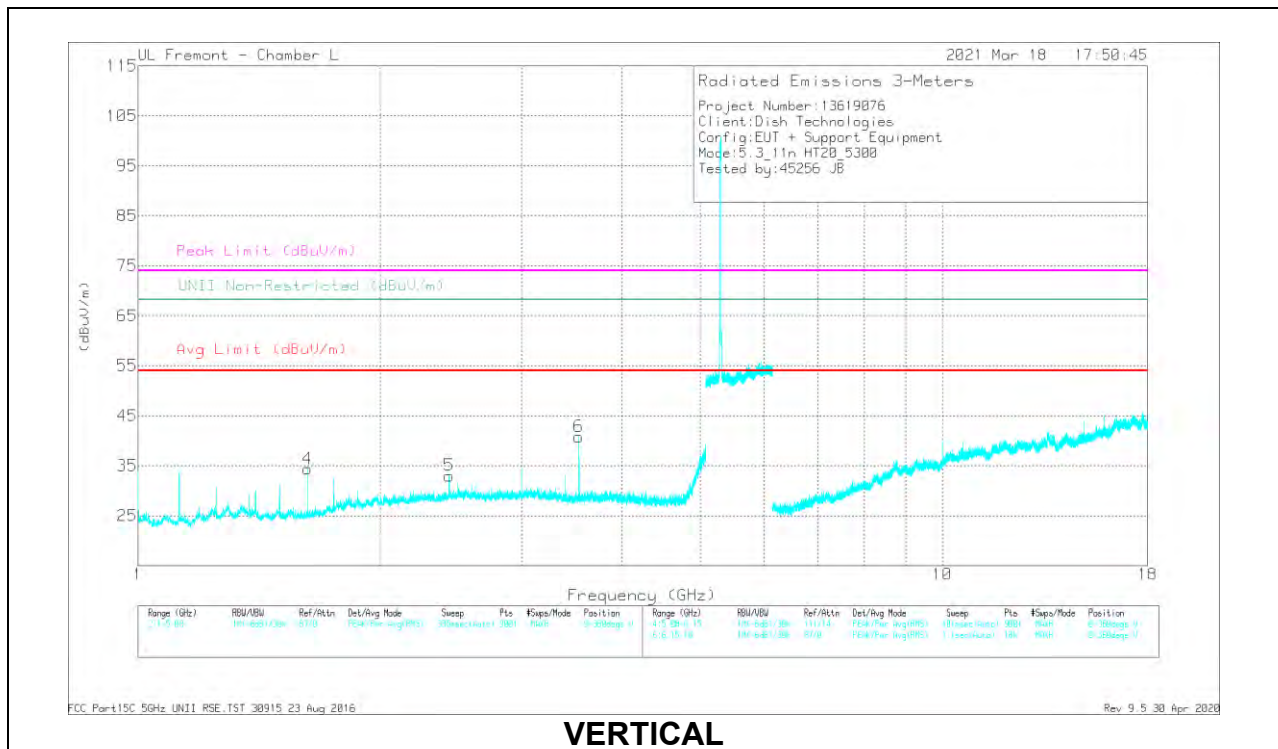
PK-U - U-NII: Maximum Peak

ADR - U-NII AD primary method, RMS average

MID CHANNEL RESULTS



HORIZONTAL



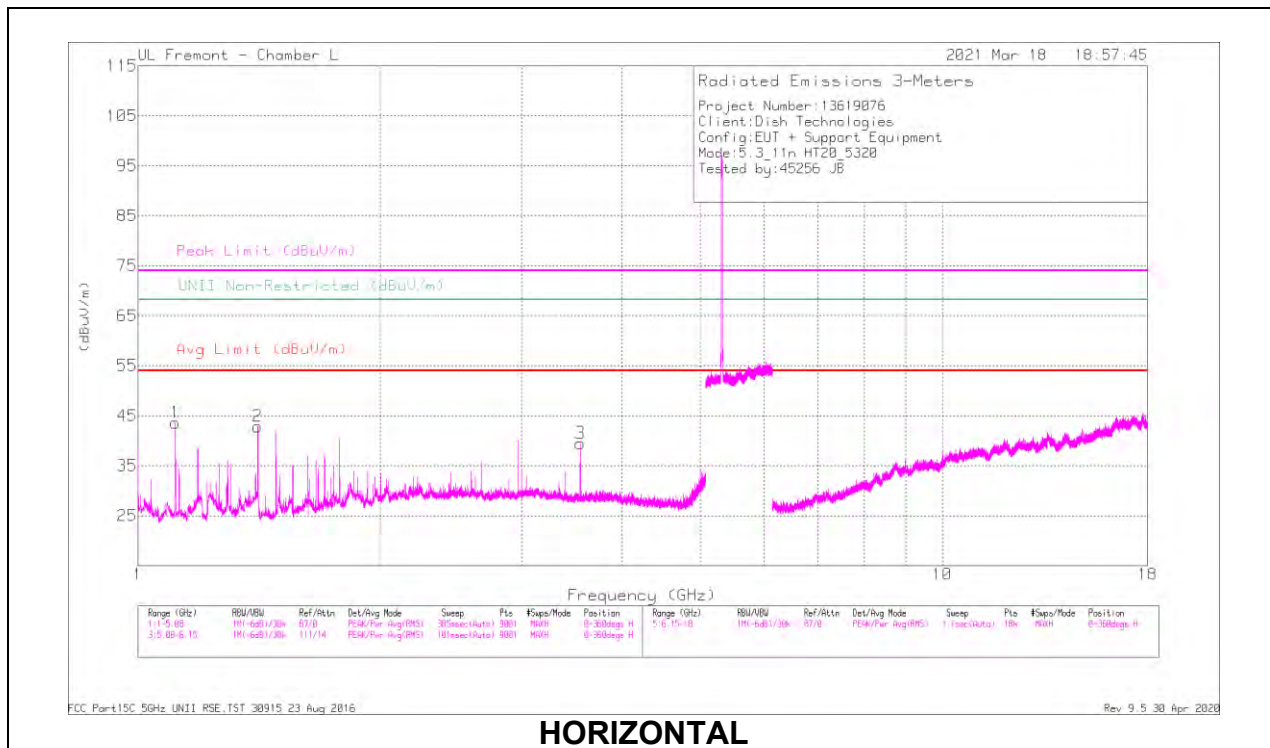
VERTICAL

RADIATED EMISSIONS

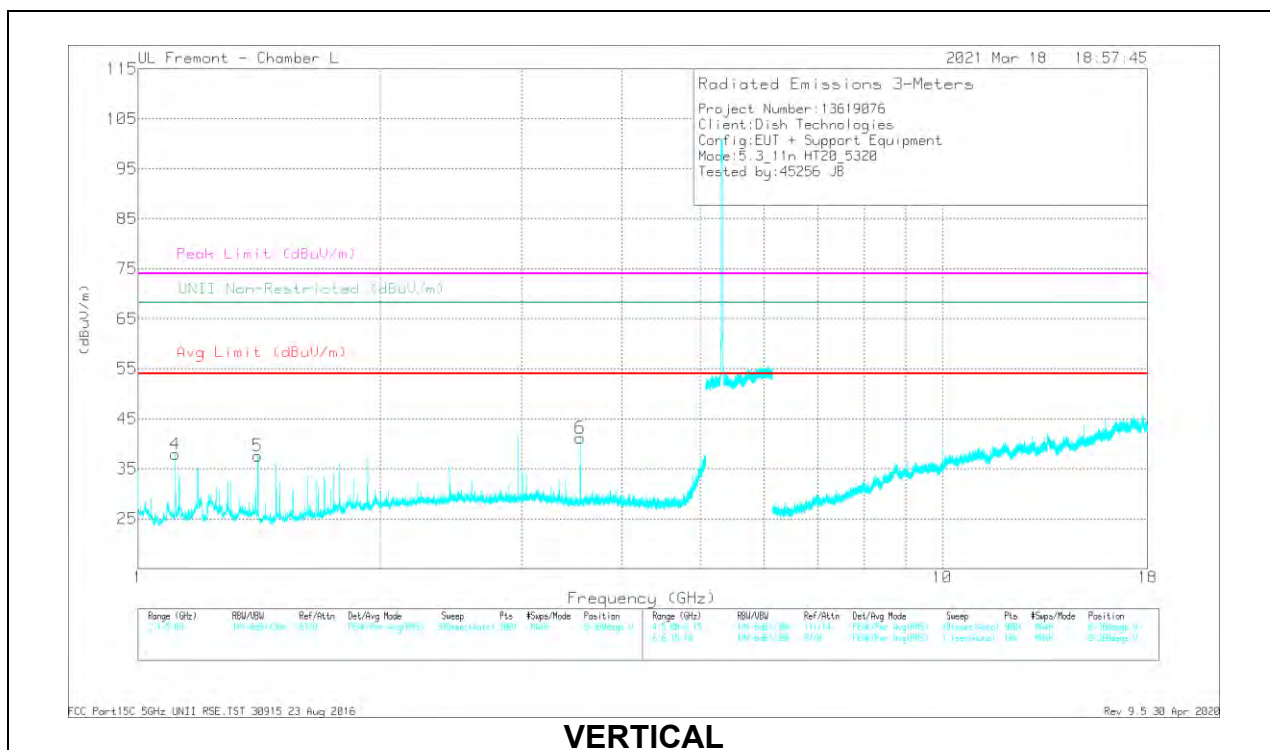
| Marker | Frequency (MHz) | Meas Reading (dBuV) | Det | AF 344 (dBm) | Amp/Corr/Freq/Psd (dB) | DC Corr (dB) | Corrected Reading (dBuV/m) | Avg Limit (dBuV/m) | Margin (dB) | Peak Limit (dBuV/m) | PK Margin (dB) | URI Non-Restricted (dBuV/m) | PK Margin (dB) | Altitude (Feet) | Height (m) | Polarity |
|--------|-----------------|---------------------|------|--------------|------------------------|--------------|----------------------------|--------------------|-------------|---------------------|----------------|-----------------------------|----------------|-----------------|------------|----------|
| 1 | * 1.62478 | 46.54 | PK-U | 28.3 | -32.9 | 0 | 41.34 | - | - | 74 | -32.06 | - | - | 186 | 156 | H |
| | * 1.62478 | 41.01 | ADR | 28.3 | -32.9 | 2.3 | 38.71 | 54 | -15.29 | - | - | - | - | 186 | 156 | H |
| | * 3.53332 | 38.55 | PK-U | 32.9 | -29.3 | 0 | 42.15 | - | - | 74 | -31.85 | - | - | 193 | 101 | H |
| 2 | * 3.53332 | 35.08 | ADR | 32.9 | -29.3 | 2.3 | 40.98 | 54 | -13.02 | - | - | - | - | 193 | 101 | H |
| | 2.43499 | 42.08 | PK-U | 32.2 | -31 | 0 | 43.38 | - | - | - | - | 68.2 | -24.92 | 220 | 192 | H |
| | * 1.62478 | 44.82 | PK-U | 28.3 | -32.9 | 0 | 40.22 | - | - | 74 | -33.78 | - | - | 214 | 185 | V |
| 4 | * 1.62478 | 38.24 | ADR | 28.3 | -32.9 | 2.3 | 35.94 | 54 | -18.06 | - | - | - | - | 214 | 185 | V |
| | * 3.53337 | 38.95 | PK-U | 32.9 | -29.3 | 0 | 42.55 | - | - | 74 | -31.45 | - | - | 192 | 107 | V |
| | * 3.53331 | 35.99 | ADR | 32.9 | -29.3 | 2.3 | 41.88 | 54 | -12.12 | - | - | - | - | 192 | 107 | V |
| 5 | 2.43491 | 37.19 | PK-U | 32.2 | -31 | 0 | 38.39 | - | - | - | - | 68.2 | -29.81 | 173 | 123 | V |

* - indicates frequency in CFR47 Pt 15 / IC RSS-Restricted Band
 PK-U - U-NII: Maximum Peak
 ADR - U-NII AD primary method, RMS average

HIGH CHANNEL RESULTS



HORIZONTAL



VERTICAL

RADIATED EMISSIONS

| Marker | Frequency (MHz) | Meas Reading (dBuV) | Dist | AF 34d (dBm) | Amp/Corr/Freq/Pul (dB) | DC Corr (dB) | Corrected Reading (dBuV/m) | Avg Limit (dBuV/m) | Margin (dB) | Peak Limit (dBuV/m) | PK Margin (dB) | URI Non-Restricted (dBuV/m) | PK Margin (dB) | Altitude (Feet) | Height (m) | Polarity |
|--------|-----------------|---------------------|------|--------------|------------------------|--------------|----------------------------|--------------------|-------------|---------------------|----------------|-----------------------------|----------------|-----------------|------------|----------|
| 1 | * 1.11263 | 52.96 | PK-U | 27.4 | -34 | 0 | 46.26 | - | - | 74 | -27.74 | - | - | 318 | 193 | H |
| | * 1.11263 | 42.68 | ADR | 27.4 | -34 | 2.3 | 38.38 | 54 | -15.62 | - | - | - | - | 318 | 193 | H |
| 2 | * 1.40933 | 50.98 | PK-U | 28.5 | -33.4 | 0 | 46.08 | - | - | 74 | -27.92 | - | - | 260 | 210 | H |
| | * 1.40933 | 48.28 | ADR | 28.5 | -33.4 | 2.3 | 45.68 | 54 | -8.32 | - | - | - | - | 260 | 210 | H |
| 3 | * 3.54655 | 38.71 | PK-U | 32.9 | -29.4 | 0 | 42.21 | - | - | 74 | -31.79 | - | - | 194 | 106 | H |
| | * 3.54655 | 34.82 | ADR | 32.9 | -29.4 | 2.3 | 40.62 | 54 | -13.38 | - | - | - | - | 194 | 106 | H |
| 4 | * 1.11265 | 47.87 | PK-U | 27.4 | -34 | 0 | 41.27 | - | - | 74 | -32.73 | - | - | 177 | 209 | V |
| | * 1.11262 | 36.79 | ADR | 27.4 | -34 | 2.3 | 32.49 | 54 | -21.51 | - | - | - | - | 177 | 209 | V |
| 5 | * 1.40933 | 46.07 | PK-U | 28.5 | -33.4 | 0 | 41.17 | - | - | 74 | -32.83 | - | - | 358 | 113 | V |
| | * 1.40934 | 42.26 | ADR | 28.5 | -33.4 | 2.3 | 39.66 | 54 | -14.34 | - | - | - | - | 358 | 113 | V |
| 6 | * 3.54655 | 40.16 | PK-U | 32.9 | -29.4 | 0 | 43.66 | - | - | 74 | -30.34 | - | - | 191 | 121 | V |
| | * 3.54655 | 36.49 | ADR | 32.9 | -29.4 | 2.3 | 42.29 | 54 | -11.71 | - | - | - | - | 191 | 121 | V |

* - indicates frequency in CFR47 Pt 15 / IC RSS-Restricted Band

PK-U - U-NII: Maximum Peak

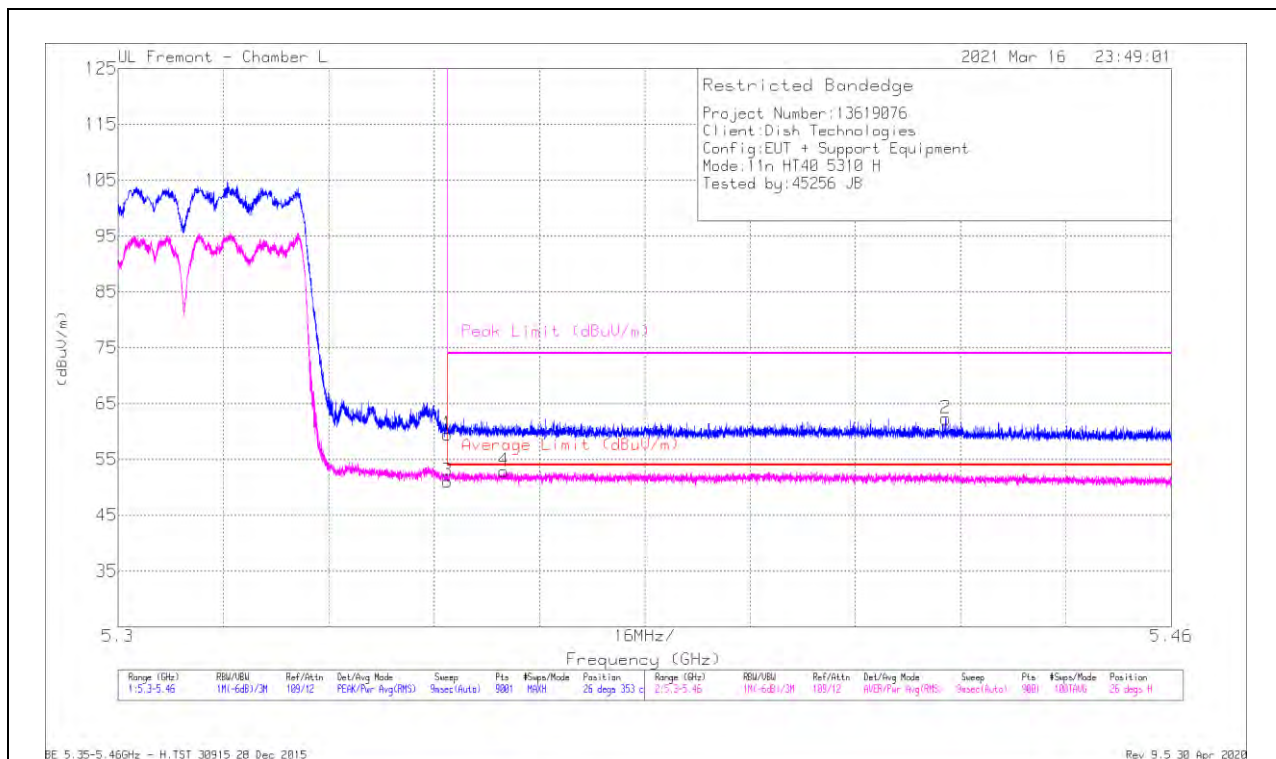
ADR - U-NII AD primary method, RMS average

10.1.5. TX ABOVE 1 GHz 802.11n HT40 MODE IN THE 5.3 GHz BAND

3TX Antenna 1 + Antenna 2 + Antenna 3 CDD MODE

BANDEDGE (HIGH CHANNEL)

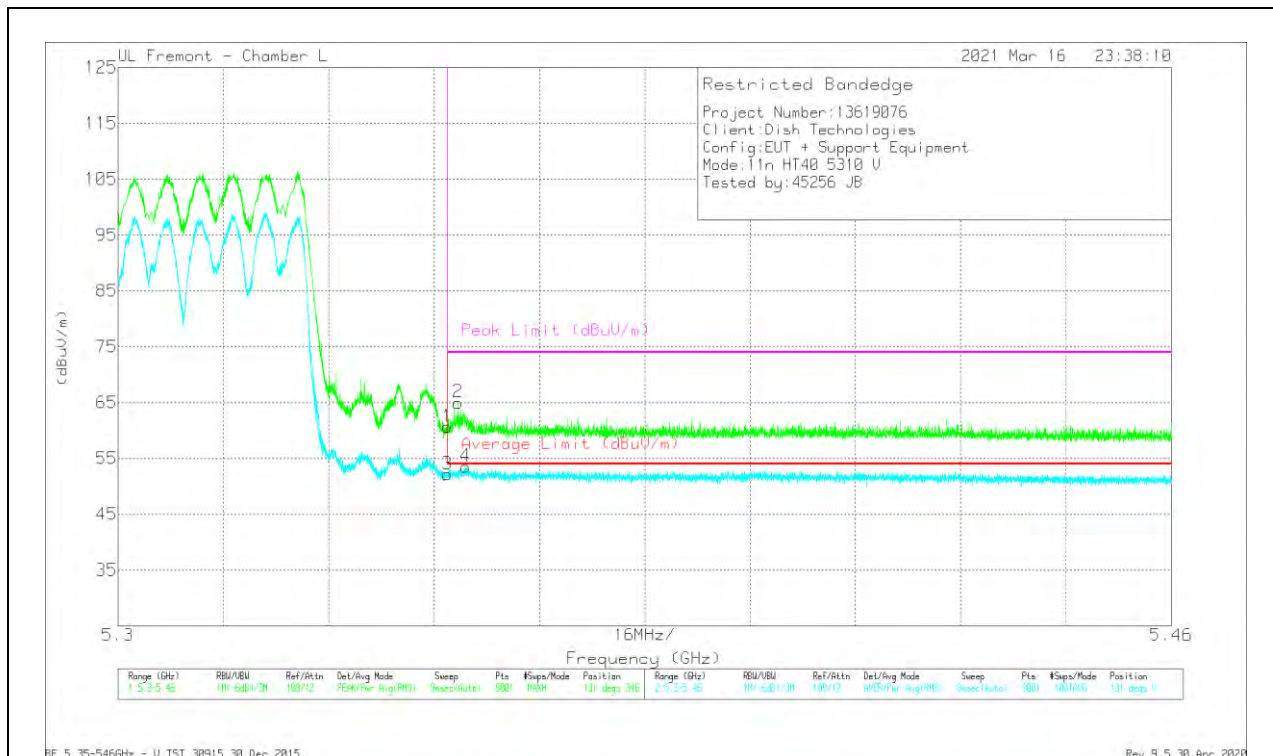
HORIZONTAL RESULT



| Marker | Frequency (GHz) | Meter Reading (dBuV) | Det | AF 344 (dBm) | Amp/Cbl/Ftr/Pad (dB) | DC Corr (dB) | Corrected Reading (dBuV/m) | Average Limit (dBuV/m) | Margin (dB) | Peak Limit (dBuV/m) | PK Margin (dB) | Azimuth (Degs) | Height (cm) | Polarity |
|--------|-----------------|----------------------|-----|--------------|----------------------|--------------|----------------------------|------------------------|-------------|---------------------|----------------|----------------|-------------|----------|
| 1 | * 5.35001 | 32.17 | Pk | 34.5 | -7.2 | 0 | 59.47 | - | - | 74 | -14.53 | 26 | 353 | H |
| 2 | * 5.42573 | 34.93 | Pk | 34.6 | -7.2 | 0 | 62.33 | - | - | 74 | -11.67 | 26 | 353 | H |
| 3 | * 5.35001 | 21.14 | RMS | 34.5 | -7.2 | 2.66 | 51.1 | 54 | -2.9 | - | - | 26 | 353 | H |
| 4 | * 5.35858 | 22.96 | RMS | 34.5 | -7.2 | 2.66 | 52.92 | 54 | -1.08 | - | - | 26 | 353 | H |

* - indicates frequency in CFR47 Pt 15 / IC RSS-Restricted Band
 Pk - Peak detector
 RMS - RMS detection

VERTICAL RESULT



| Marker | Frequency (GHz) | Meter Reading (dBu) | Det | AF 344 (dBm) | Amp/Cal/Pwr/Pad (dB) | DC Corr (dB) | Corrected Reading (dBu/m) | Average Limit (dBu/m) | Margin (dB) | Peak Limit (dBu/m) | PK Margin (dB) | Azimuth (Degs) | Height (cm) | Polarity |
|--------|-----------------|---------------------|-----|--------------|----------------------|--------------|---------------------------|-----------------------|-------------|--------------------|----------------|----------------|-------------|----------|
| 1 | * 5.35001 | 33.36 | Pk | 34.5 | -7.2 | 0 | 60.66 | - | - | 74 | -13.34 | 131 | 346 | V |
| 2 | * 5.35166 | 37.7 | Pk | 34.5 | -7.2 | 0 | 65 | - | - | 74 | -9 | 131 | 346 | V |
| 3 | * 5.35001 | 22.17 | RMS | 34.5 | -7.2 | 2.66 | 52.13 | 54 | -1.87 | - | - | 131 | 346 | V |
| 4 | * 5.35278 | 23.63 | RMS | 34.5 | -7.2 | 2.66 | 53.49 | 54 | -51 | - | - | 131 | 346 | V |

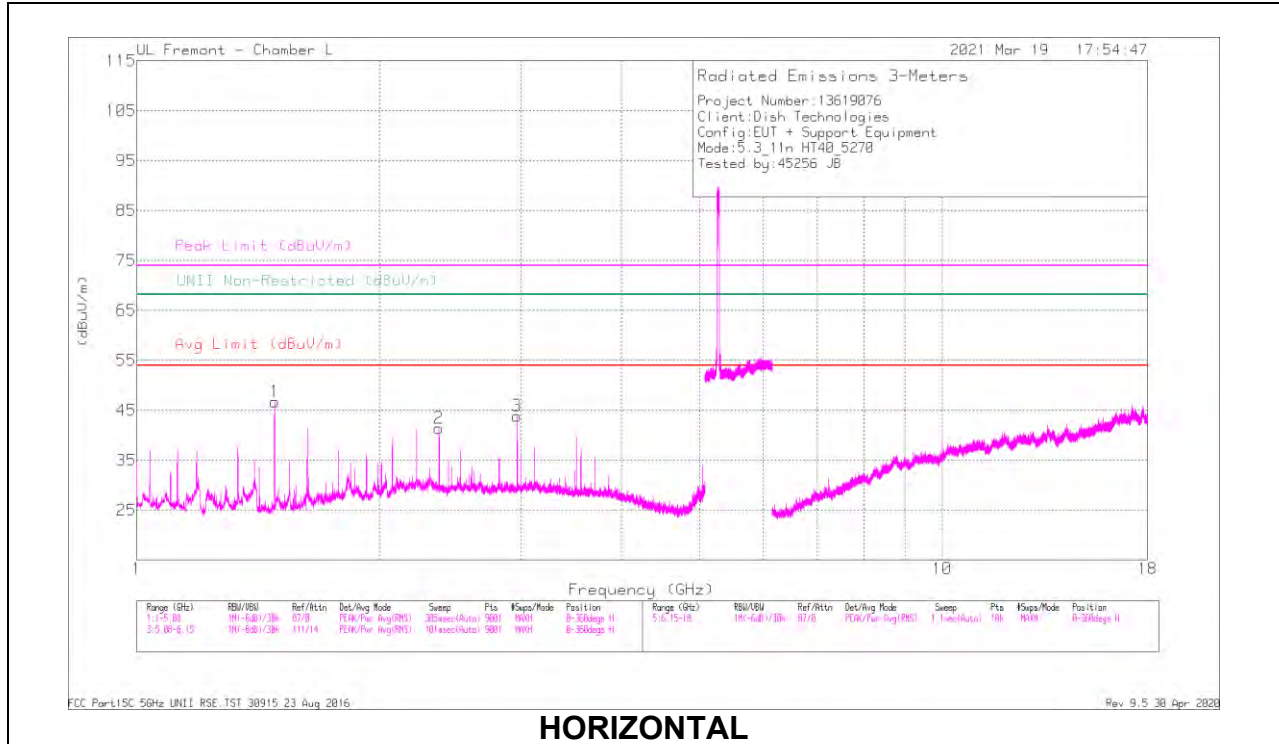
* - indicates frequency in CFR47 Pt 15 / IC RSS-Restricted Band

Pk - Peak detector

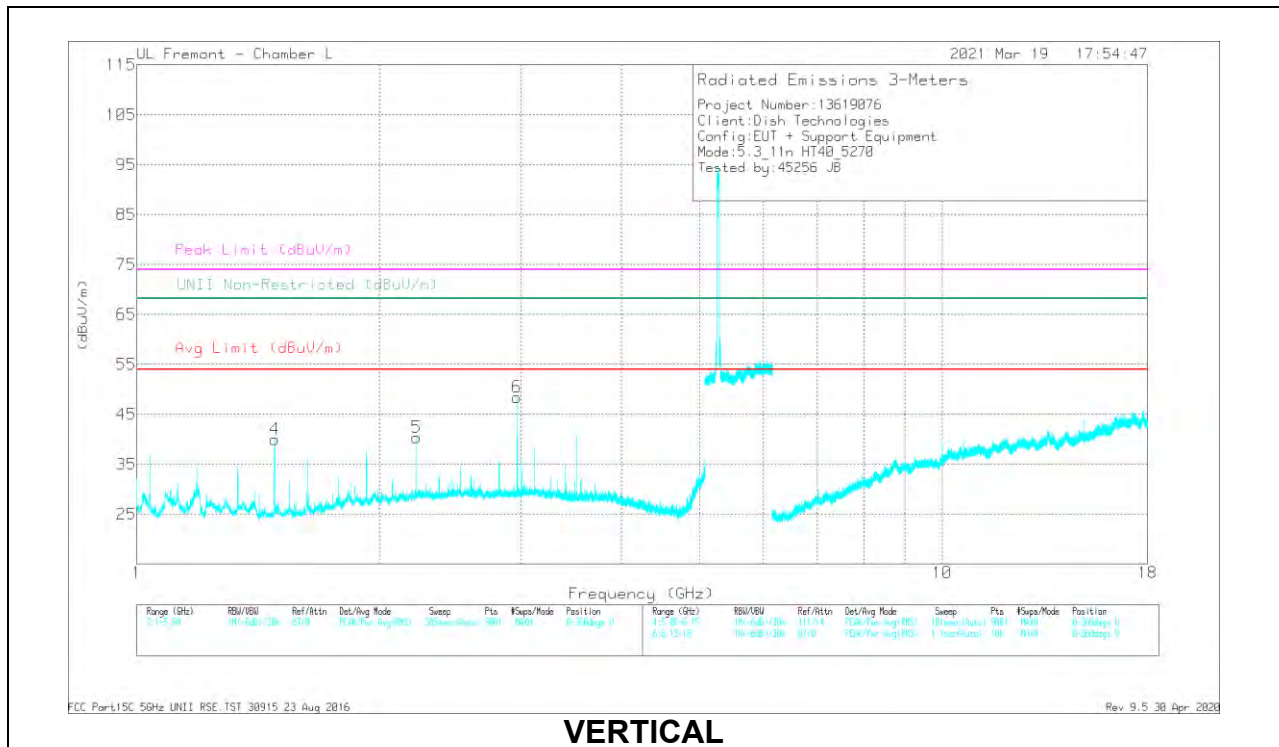
RMS - RMS detection

HARMONICS AND SPURIOUS EMISSIONS

LOW CHANNEL RESULTS



HORIZONTAL



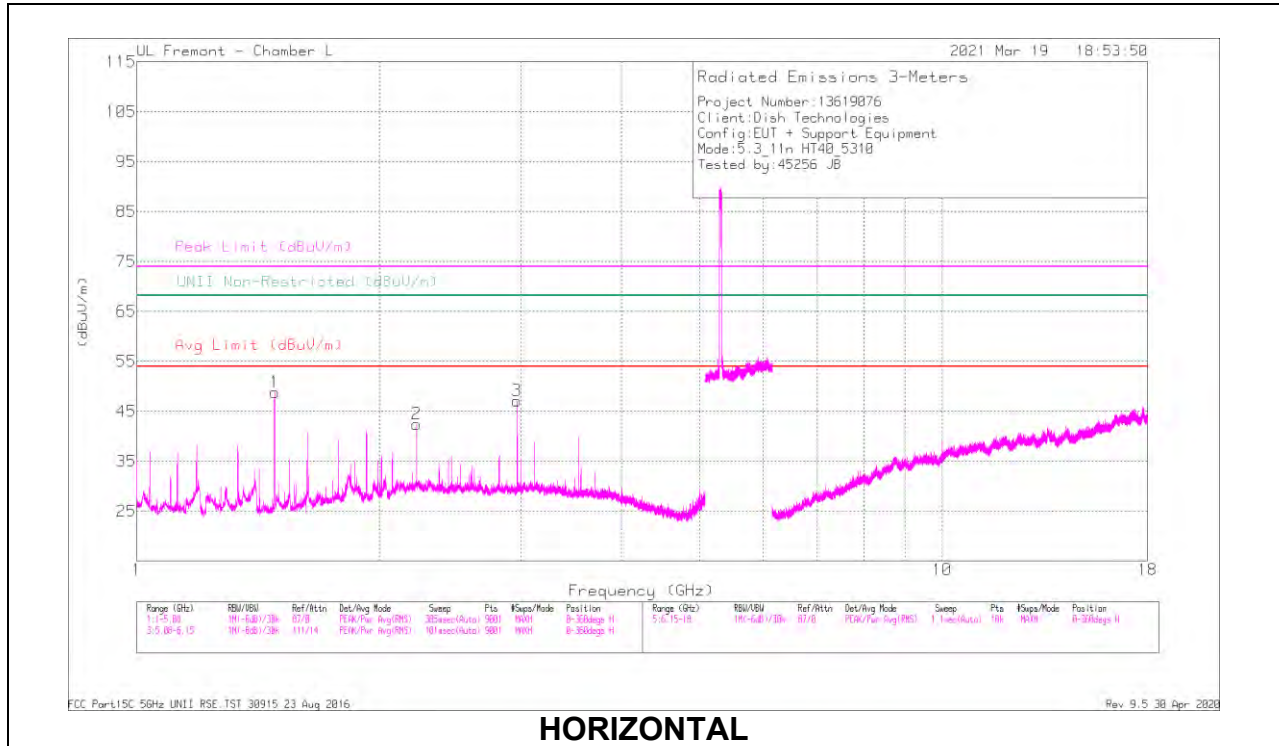
VERTICAL

RADIATED EMISSIONS

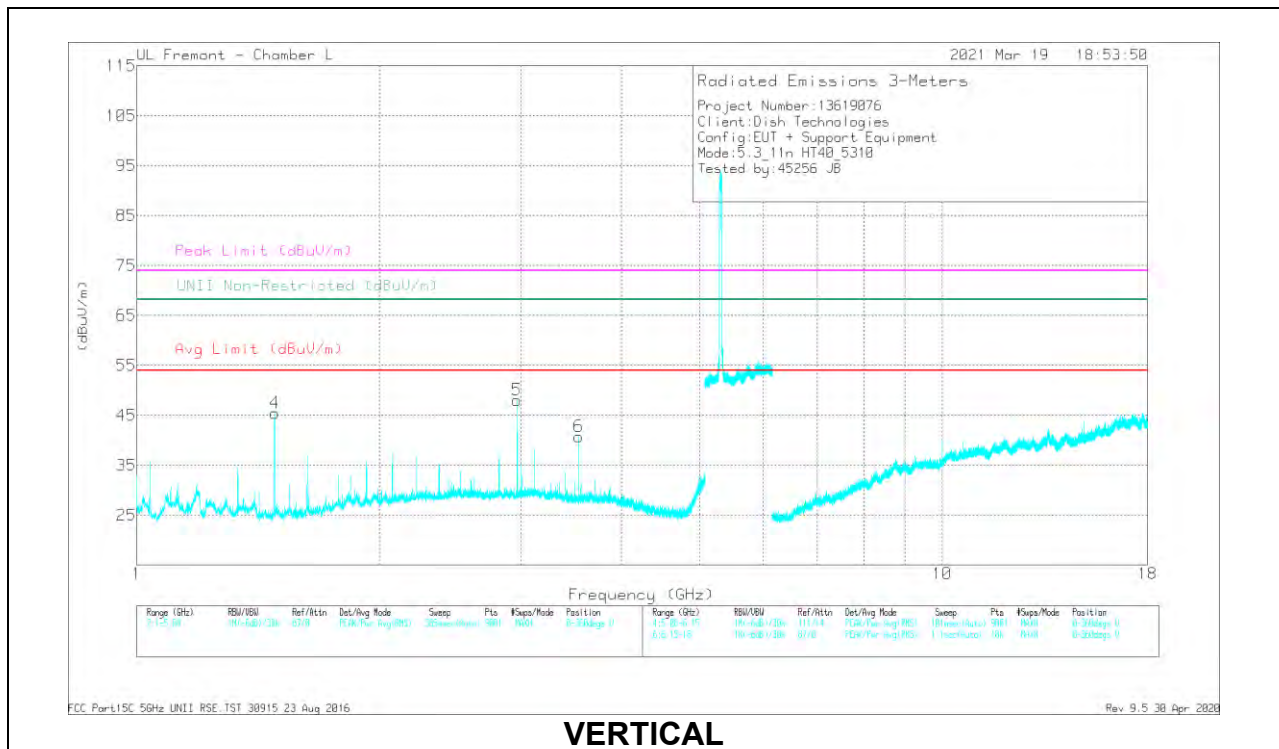
| Marker | Frequency (MHz) | Meas Reading (dBuV) | Det | AF 344 (dBm) | Amp/Corr/Freq/Pred (dB) | DC Corr (dB) | Corrected Reading (dBuV/m) | Avg Limit (dBuV/m) | Margin (dB) | Peak Limit (dBuV/m) | PK Margin (dB) | URI Non-Restricted (dBuV/m) | PK Margin (dB) | Altitude (Feet) | Height (m) | Polarity |
|--------|-----------------|---------------------|------|--------------|-------------------------|--------------|----------------------------|--------------------|-------------|---------------------|----------------|-----------------------------|----------------|-----------------|------------|----------|
| 1 | * 1.48352 | 56.68 | PK-U | 28.2 | -32.8 | 0 | 52.08 | - | - | 74 | -21.92 | - | - | 294 | 220 | H |
| | * 1.48351 | 47.97 | ADR | 28.2 | -32.8 | 2.66 | 46.03 | 54 | -7.97 | - | - | - | - | 294 | 220 | H |
| | * 2.37364 | 42.58 | PK-U | 31.8 | -30.9 | 0 | 43.48 | - | - | 74 | -30.52 | - | - | 321 | 102 | H |
| 2 | * 2.37359 | 30.09 | ADR | 31.8 | -30.9 | 2.66 | 33.65 | 54 | -20.35 | - | - | - | - | 321 | 102 | H |
| | 2.98702 | 49.45 | PK-U | 32.6 | -31.1 | 0 | 51.95 | - | - | 74 | -26.71 | 68.2 | -16.25 | 294 | 138 | H |
| | * 1.48349 | 51.89 | PK-U | 28.2 | -32.8 | 0 | 47.29 | - | - | 74 | -26.71 | - | - | 244 | 213 | V |
| 3 | * 1.48352 | 42.77 | ADR | 28.2 | -32.8 | 2.66 | 40.83 | 54 | -13.17 | - | - | - | - | 244 | 213 | V |
| | * 2.22529 | 45.66 | PK-U | 31.7 | -31.3 | 0 | 46.06 | - | - | 74 | -27.94 | - | - | 24 | 198 | V |
| 4 | * 2.22529 | 31.89 | ADR | 31.7 | -31.3 | 2.66 | 34.35 | 54 | -19.05 | - | - | - | - | 24 | 198 | V |
| | 2.98703 | 48.15 | PK-U | 32.6 | -30.1 | 0 | 51.65 | - | - | - | - | 68.2 | -16.55 | 162 | 103 | V |

* - indicates frequency in CFR47 Pt 15 / IC RSS-Restricted Band
 PK-U - U-NII: Maximum Peak
 ADR - U-NII AD primary method, RMS average

HIGH CHANNEL RESULTS



HORIZONTAL



VERTICAL

RADIATED EMISSIONS

| Marker | Frequency (MHz) | Meas Reading (dBuV) | Det | AF 344 (dBm) | Amp/Corr/Freq/Psd (dB) | DC Corr (dB) | Corrected Reading (dBuV/m) | Avg Limit (dBuV/m) | Margin (dB) | Peak Limit (dBuV/m) | PK Margin (dB) | URI Non-Restricted (dBuV/m) | PK Margin (dB) | Azimuth (Deg) | Height (m) | Polarity |
|--------|-----------------|---------------------|------|--------------|------------------------|--------------|----------------------------|--------------------|-------------|---------------------|----------------|-----------------------------|----------------|---------------|------------|----------|
| 1 | * 1.48351 | 55.98 | PK-U | 28.2 | -32.8 | 0 | 52.38 | - | - | 74 | -21.62 | - | - | 293 | 219 | H |
| | * 1.48351 | 48.13 | ADR | 28.2 | -32.8 | 2.66 | 46.19 | 54 | -7.81 | - | - | - | - | 293 | 219 | H |
| 2 | * 2.22526 | 49.77 | PK-U | 31.7 | -31.3 | 0 | 50.17 | - | - | 74 | -23.83 | - | - | 17 | 101 | H |
| | * 2.22526 | 35.53 | ADR | 31.7 | -31.3 | 2.66 | 38.69 | 54 | -15.41 | - | - | - | - | 17 | 101 | H |
| 3 | 2.98702 | 49.36 | PK-U | 32.6 | -30.1 | 0 | 51.86 | - | - | 74 | - | 68.2 | - | 299 | 110 | H |
| | * 1.4835 | 51.97 | PK-U | 28.2 | -32.8 | 0 | 47.37 | - | - | 74 | -26.63 | - | - | 224 | 251 | V |
| 4 | * 1.48352 | 43.03 | ADR | 28.2 | -32.8 | 2.66 | 41.09 | 54 | -12.91 | - | - | - | - | 224 | 251 | V |
| | * 3.53997 | 39.55 | PK-U | 33 | -29.3 | 0 | 43.25 | - | - | 74 | -30.75 | - | - | 199 | 101 | V |
| 5 | * 3.53998 | 36.48 | ADR | 33 | -29.3 | 2.66 | 42.84 | 54 | -11.16 | - | - | - | - | 199 | 101 | V |
| | 2.98704 | 49.54 | PK-U | 32.6 | -30.1 | 0 | 52.04 | - | - | - | - | 68.2 | -16.16 | 219 | 101 | V |

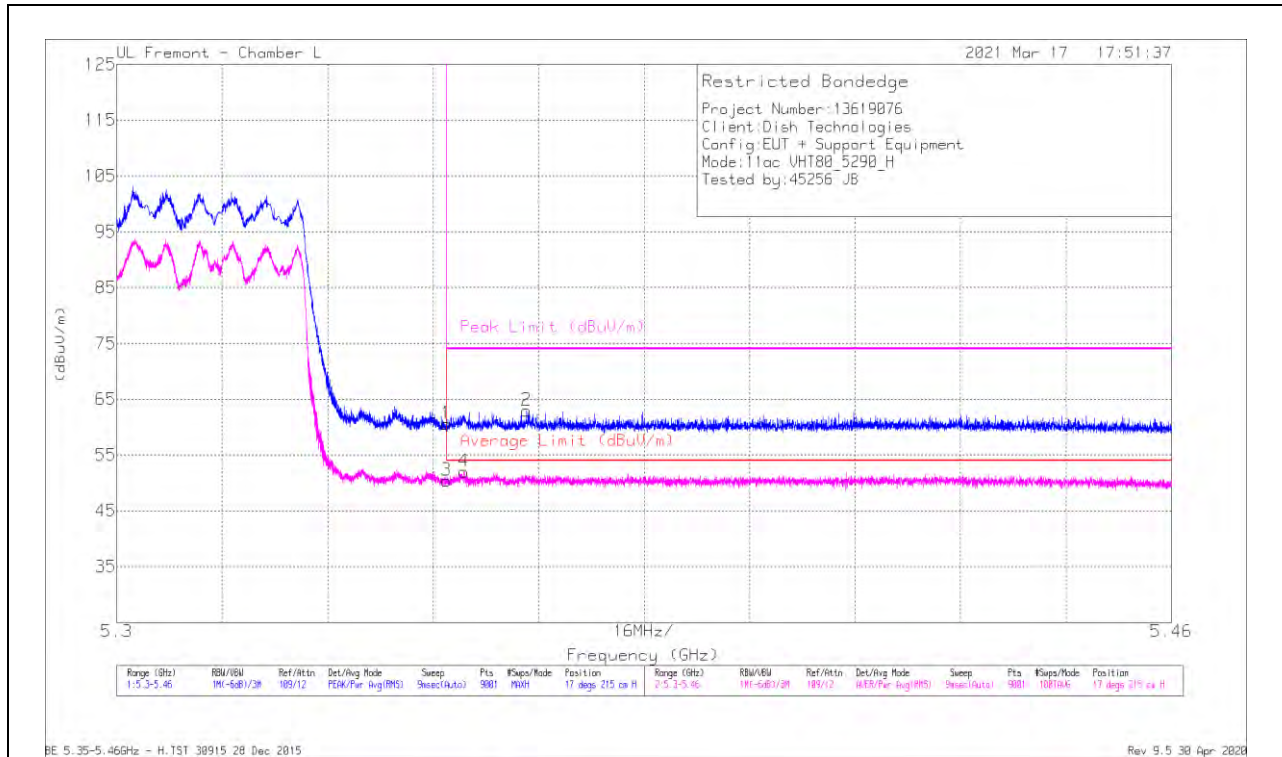
* - indicates frequency in CFR47 Pt 15 / IC RSS-Restricted Band
 PK-U - U-NII: Maximum Peak
 ADR - U-NII AD primary method, RMS average

10.1.6. TX ABOVE 1 GHz 802.11ac VHT80 MODE IN THE 5.3 GHz BAND

3TX Antenna 1 + Antenna 2 + Antenna 3 CDD MODE

BANDEDGE (MID CHANNEL)

HORIZONTAL RESULT



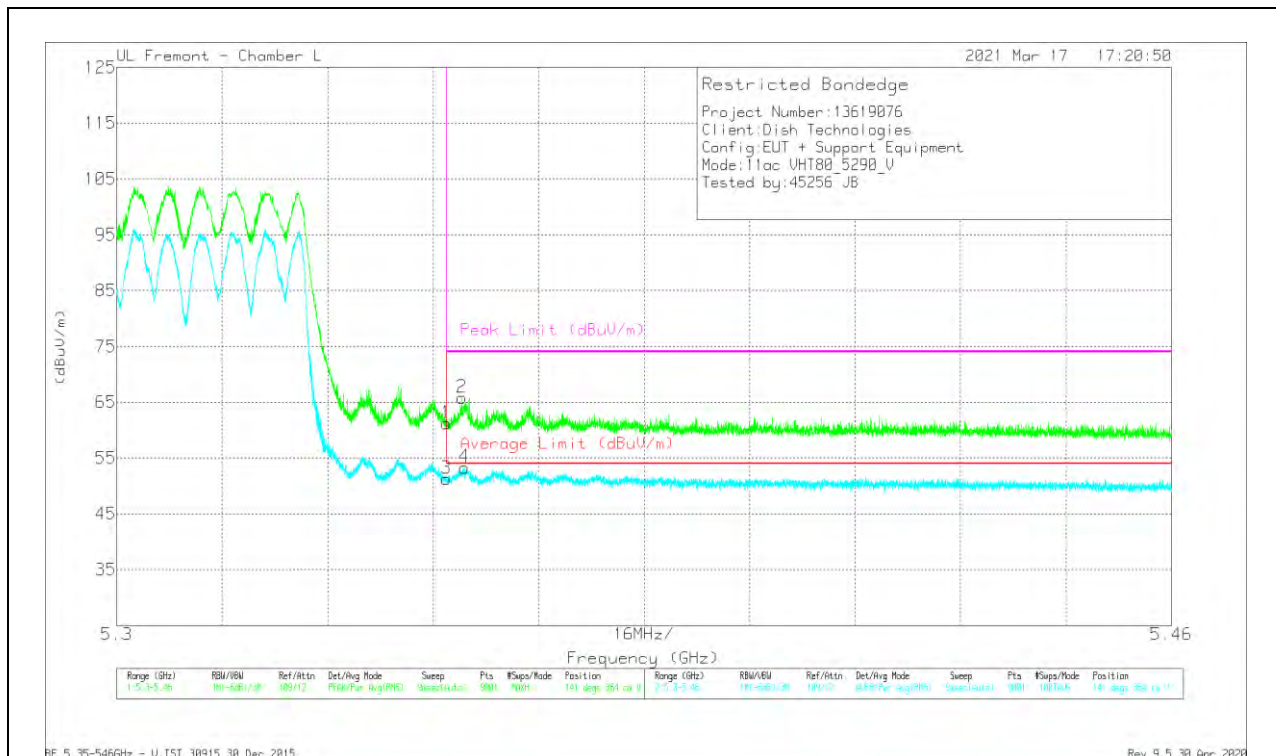
| Marker | Frequency (GHz) | Meter Reading (dBuV) | Det | AF 344 (dBm) | Amp/CbI/Ftr/Pad (dB) | DC Corr (dB) | Corrected Reading (dBuV/m) | Average Limit (dBuV/m) | Margin (dB) | Peak Limit (dBuV/m) | PK Margin (dB) | Azimuth (Degs) | Height (cm) | Polarity |
|--------|-----------------|----------------------|-----|--------------|----------------------|--------------|----------------------------|------------------------|-------------|---------------------|----------------|----------------|-------------|----------|
| 1 | * 5.35001 | 33.34 | Pk | 34.5 | -7.2 | 0 | 60.64 | - | - | 74 | -13.36 | 17 | 215 | H |
| 2 | * 5.36215 | 35.66 | Pk | 34.5 | -7.2 | 0 | 62.96 | - | - | 74 | -11.04 | 17 | 215 | H |
| 3 | * 5.35001 | 22.16 | RMS | 34.5 | -7.2 | .96 | 50.42 | 54 | -3.58 | - | - | 17 | 215 | H |
| 4 | * 5.35266 | 23.77 | RMS | 34.5 | -7.2 | .96 | 52.03 | 54 | -1.97 | - | - | 17 | 215 | H |

* - indicates frequency in CFR47 Pt 15 / IC RSS-Restricted Band

Pk - Peak detector

RMS - RMS detection

VERTICAL RESULT



| Marker | Frequency (GHz) | Meter Reading (dBuV) | Det | AF 344 (dBm) | Amp/Cal/Fltr/Pad (dB) | DC Corr (dB) | Corrected Reading (dBuV/m) | Average Limit (dBuV/m) | Margin (dB) | Peak Limit (dBuV/m) | PK Margin (dB) | Azimuth (Degs) | Height (cm) | Polarity |
|--------|-----------------|----------------------|-----|--------------|-----------------------|--------------|----------------------------|------------------------|-------------|---------------------|----------------|----------------|-------------|----------|
| 1 | * 5.35001 | 33.33 | Pk | 34.5 | -7.2 | 0 | 61.23 | - | - | 74 | -12.77 | 141 | 364 | V |
| 2 | * 5.35236 | 38.5 | Pk | 34.5 | -7.2 | 0 | 65.8 | - | - | 74 | -8.2 | 141 | 364 | V |
| 3 | * 5.35001 | 23 | RMS | 34.5 | -7.2 | .96 | 51.26 | 54 | -2.74 | - | - | 141 | 364 | V |
| 4 | * 5.35271 | 25.07 | RMS | 34.5 | -7.2 | .96 | 53.33 | 54 | -67 | - | - | 141 | 364 | V |

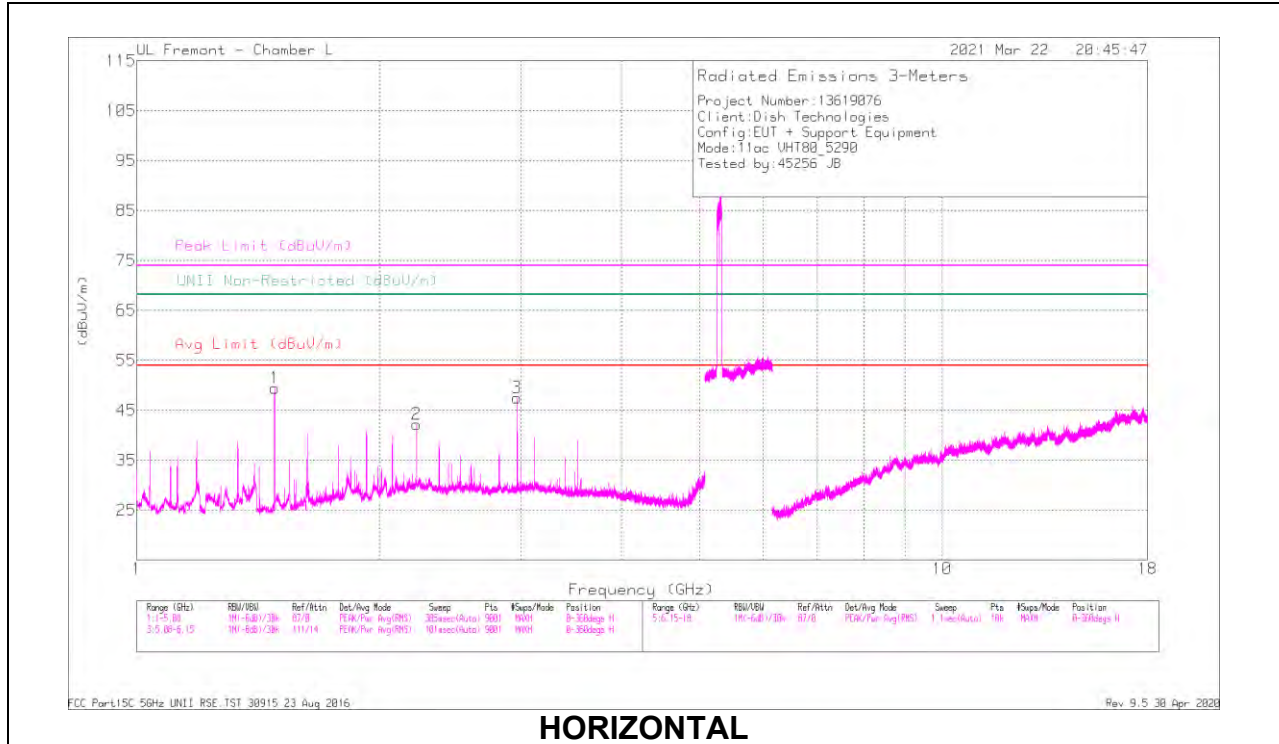
* - indicates frequency in CFR47 Pt 15 / IC RSS-Restricted Band

Pk - Peak detector

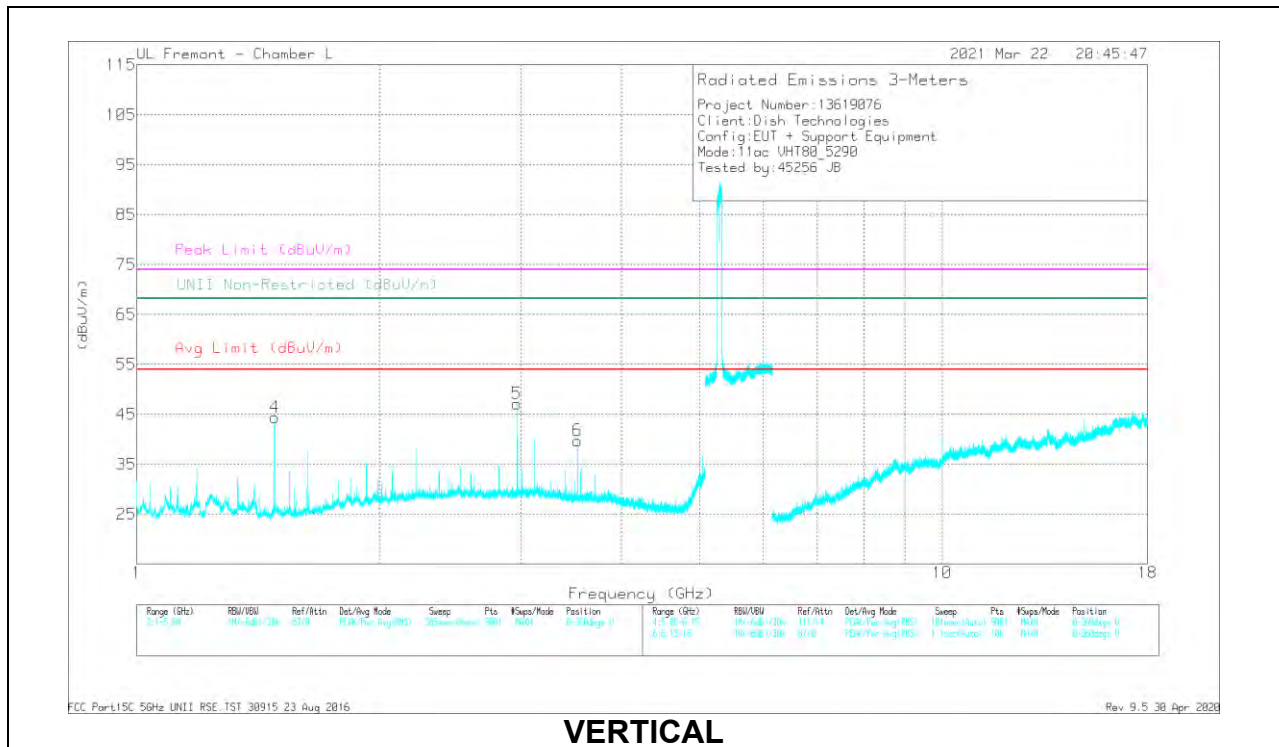
RMS - RMS detection

HARMONICS AND SPURIOUS EMISSIONS

MID CHANNEL RESULTS



HORIZONTAL



VERTICAL

RADIATED EMISSIONS

| Marker | Frequency (MHz) | Meas Reading (dBuV) | Det | AF 344 (dBm) | Amp/Cbr/Freq/Psd (dB) | DC Corr (dB) | Corrected Reading (dBuV/m) | Avg Limit (dBuV/m) | Margin (dB) | Peak Limit (dBuV/m) | PK Margin (dB) | URI Non-Restricted (dBuV/m) | PK Margin (dB) | Altitude (Feet) | Height (m) | Polarity |
|--------|-----------------|---------------------|------|--------------|-----------------------|--------------|----------------------------|--------------------|-------------|---------------------|----------------|-----------------------------|----------------|-----------------|------------|----------|
| 1 | * 1.48351 | 57.22 | PK-U | 28.2 | -32.8 | 0 | 52.62 | - | - | 74 | -21.38 | - | - | 255 | 173 | H |
| | * 1.48351 | 48.9 | ADR | 28.2 | -32.8 | .96 | 45.96 | 54 | -8.74 | - | - | - | - | 255 | 173 | H |
| 2 | * 2.22513 | 49.4 | PK-U | 31.7 | -31.3 | 0 | 49.8 | - | - | 74 | -24.2 | - | - | 15 | 105 | H |
| | * 2.22527 | 35.98 | ADR | 31.7 | -31.3 | .96 | 37.34 | 54 | -16.66 | - | - | - | - | 15 | 105 | H |
| 3 | 2.98703 | 49.98 | PK-U | 32.6 | -30.1 | 0 | 51.48 | - | - | - | - | 68.2 | - | 240 | 198 | H |
| | * 1.48353 | 49.96 | PK-U | 28.2 | -32.8 | 0 | 44.96 | - | - | 74 | -29.04 | - | - | 193 | 361 | V |
| 4 | * 1.48355 | 40.28 | ADR | 28.2 | -32.8 | .96 | 36.64 | 54 | -17.36 | - | - | - | - | 193 | 361 | V |
| | * 3.52664 | 39.84 | PK-U | 32.8 | -29.2 | 0 | 43.44 | - | - | 74 | -30.56 | - | - | 192 | 110 | V |
| 5 | * 3.52667 | 36.77 | ADR | 32.8 | -29.2 | .96 | 41.33 | 54 | -12.67 | - | - | - | - | 192 | 110 | V |
| | 2.98704 | 51.4 | PK-U | 32.6 | -30.1 | 0 | 53.9 | - | - | - | - | 68.2 | -14.3 | 198 | 101 | V |

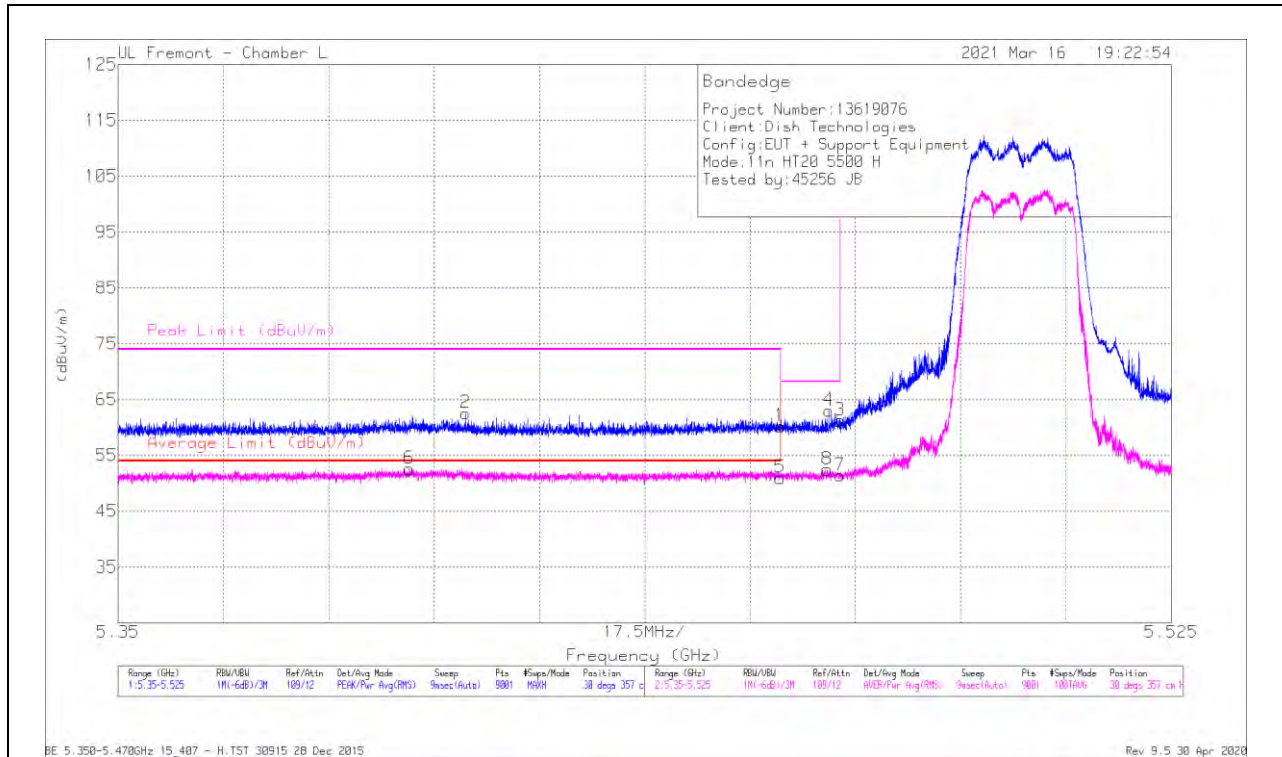
* - indicates frequency in CFR47 Pt 15 / IC RSS-Restricted Band
 PK-U - U-NII: Maximum Peak
 ADR - U-NII AD primary method, RMS average

10.1.7. TX ABOVE 1 GHz 802.11n HT20 MODE IN THE 5.6 GHz BAND

3TX Antenna 1 + Antenna 2 + Antenna 3 CDD MODE

BANDEDGE (LOW CHANNEL)

HORIZONTAL RESULT



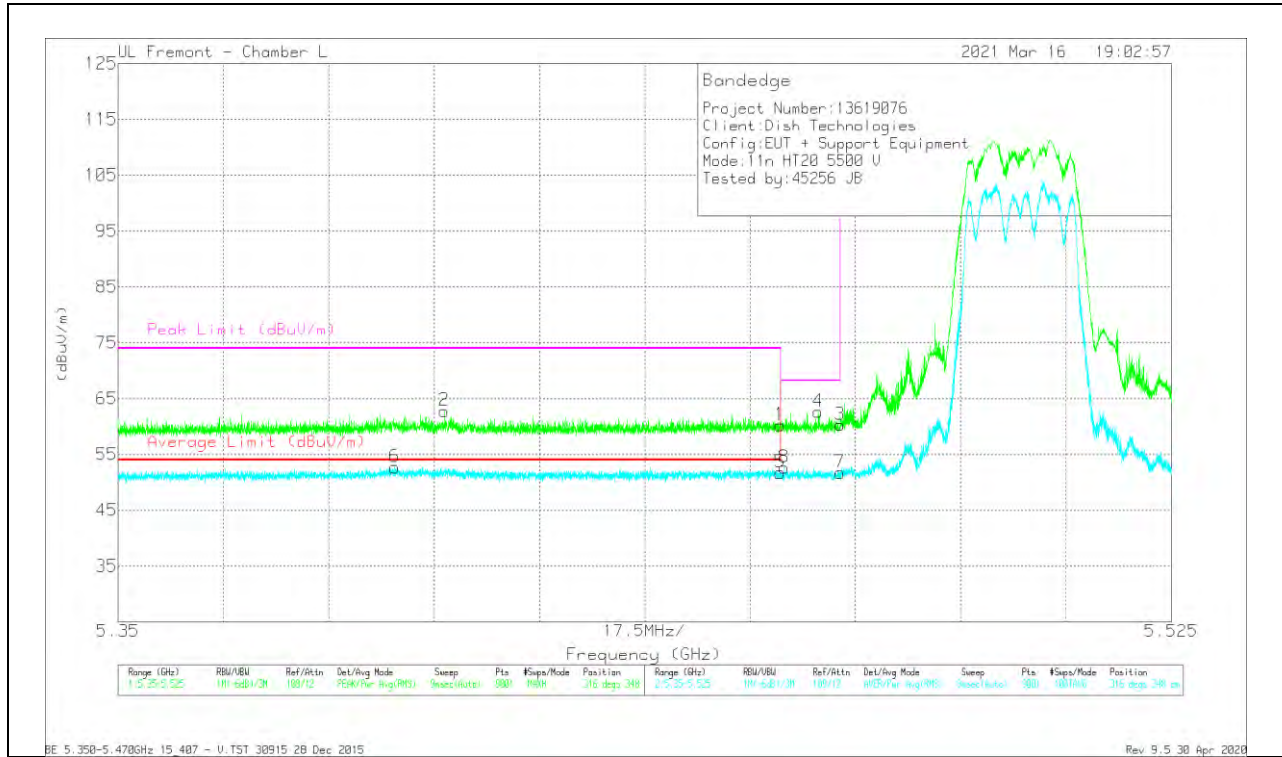
| Marker | Frequency (GHz) | Meter Reading (dBuV) | Det | AF 344 (dBm) | Amp/Cbf/Ftr/Pad (dB) | DC Corr (dB) | Corrected Reading (dBuV/m) | Average Limit (dBuV/m) | Margin (dB) | Peak Limit (dBuV/m) | PK Margin (dB) | Azimuth (Degs) | Height (cm) | Polarity |
|--------|-----------------|----------------------|-----|--------------|----------------------|--------------|----------------------------|------------------------|-------------|---------------------|----------------|----------------|-------------|----------|
| 1 | * 5.45999 | 32.9 | Pk | 34.6 | -7.3 | 0 | 60.2 | - | - | 74 | -13.8 | 30 | 357 | H |
| 2 | * 5.40771 | 35.15 | Pk | 34.5 | -7.1 | 0 | 62.55 | - | - | 74 | -11.45 | 30 | 357 | H |
| 3 | 5.46999 | 33.93 | Pk | 34.6 | -7.3 | 0 | 61.23 | - | - | 68.2 | -6.97 | 30 | 357 | H |
| 4 | 5.46806 | 35.73 | Pk | 34.6 | -7.3 | 0 | 63.03 | - | - | 68.2 | -5.17 | 30 | 357 | H |
| 5 | * 5.45999 | 21.39 | RMS | 34.6 | -7.3 | 2.3 | 50.99 | 54 | -3.01 | - | - | 30 | 357 | H |
| 6 | * 5.39832 | 22.9 | RMS | 34.5 | -7.1 | 2.3 | 52.6 | 54 | -1.4 | - | - | 30 | 357 | H |
| 7 | 5.46999 | 21.8 | RMS | 34.6 | -7.3 | 2.3 | 51.4 | - | - | - | - | 30 | 357 | H |
| 8 | 5.46781 | 22.87 | RMS | 34.6 | -7.3 | 2.3 | 52.47 | - | - | - | - | 30 | 357 | H |

* - indicates frequency in CFR47 Pt 15 / IC RSS-Restricted Band

Pk - Peak detector

RMS - RMS detection

VERTICAL RESULT

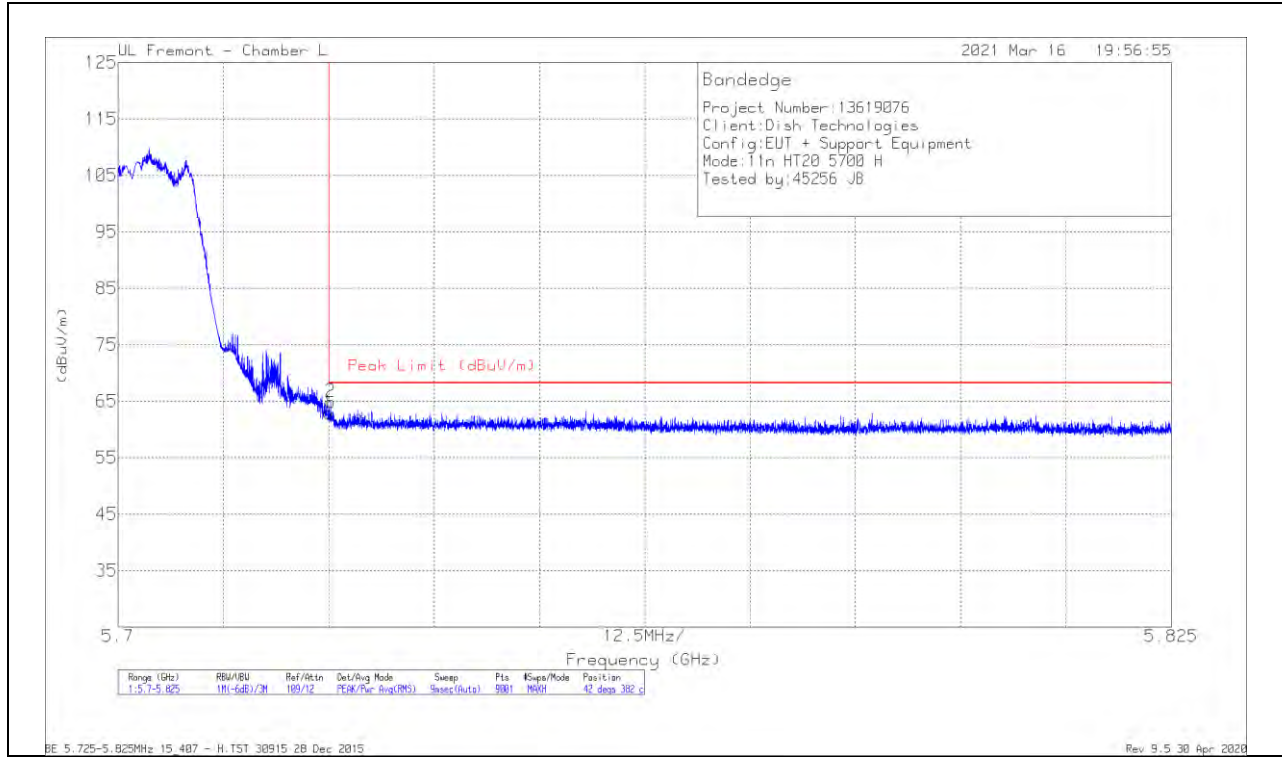


| Marker | Frequency (GHz) | Meter Reading (dBuV) | Det | AF 344 (dBm) | Amp/Cal/Pwr/Pad (dB) | DC Corr (dB) | Corrected Reading (dBuV/m) | Average Limit (dBuV/m) | Margin (dB) | Peak Limit (dBuV/m) | PK Margin (dB) | Azimuth (Degs) | Height (cm) | Polarity |
|--------|-----------------|----------------------|-----|--------------|----------------------|--------------|----------------------------|------------------------|-------------|---------------------|----------------|----------------|-------------|----------|
| 1 | * 5.45999 | 32.9 | Pk | 34.6 | -7.3 | 0 | 60.2 | - | - | 74 | -13.8 | 316 | 348 | V |
| 2 | * 5.40415 | 35.4 | Pk | 34.5 | -7.1 | 0 | 62.8 | - | - | 74 | -11.2 | 316 | 348 | V |
| 3 | 5.46999 | 32.98 | Pk | 34.6 | -7.3 | 0 | 60.28 | - | - | 68.2 | -7.92 | 316 | 348 | V |
| 4 | 5.46633 | 35.35 | Pk | 34.6 | -7.3 | 0 | 62.65 | - | - | 68.2 | -5.55 | 316 | 348 | V |
| 5 | * 5.45999 | 22.14 | RMS | 34.6 | -7.3 | 2.3 | 51.74 | 54 | -2.26 | - | - | 316 | 348 | V |
| 6 | * 5.39595 | 23.01 | RMS | 34.5 | -7.1 | 2.3 | 52.71 | 54 | -1.29 | - | - | 316 | 348 | V |
| 7 | 5.46999 | 22.14 | RMS | 34.6 | -7.3 | 2.3 | 51.74 | - | - | - | - | 316 | 348 | V |
| 8 | 5.46068 | 23.01 | RMS | 34.6 | -7.3 | 2.3 | 52.61 | - | - | - | - | 316 | 348 | V |

* - indicates frequency in CFR47 Pt 15 / IC RSS-Restricted Band
 Pk - Peak detector
 RMS - RMS detection

BANDEDGE (HIGH CHANNEL)

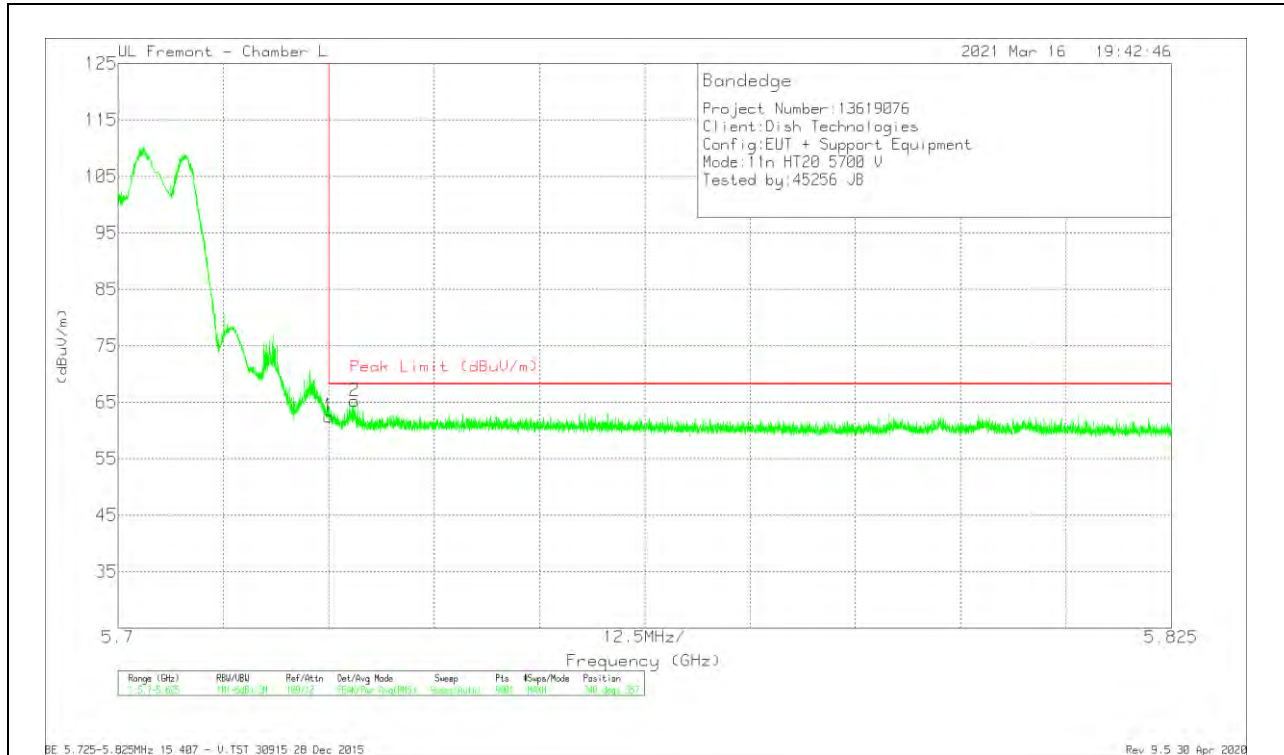
HORIZONTAL RESULT



| Marker | Frequency (GHz) | Meter Reading (dBuV) | Det | AF 344 (dB/m) | Amp/Cbl/Fitr/Pad (dB) | DC Corr (dB) | Corrected Reading (dBuV/m) | Peak Limit (dBuV/m) | PK Margin (dB) | Azimuth (Degs) | Height (cm) | Polarity |
|--------|-----------------|----------------------|-----|---------------|-----------------------|--------------|----------------------------|---------------------|----------------|----------------|-------------|----------|
| 1 | 5.725 | 35.03 | PK | 34.7 | -6.8 | 0 | 62.93 | 68.2 | -5.27 | 42 | 382 | H |
| 2 | 5.72524 | 36.97 | PK | 34.7 | -6.8 | 0 | 64.87 | 68.2 | -3.33 | 42 | 382 | H |

Pk - Peak detector

VERTICAL RESULT

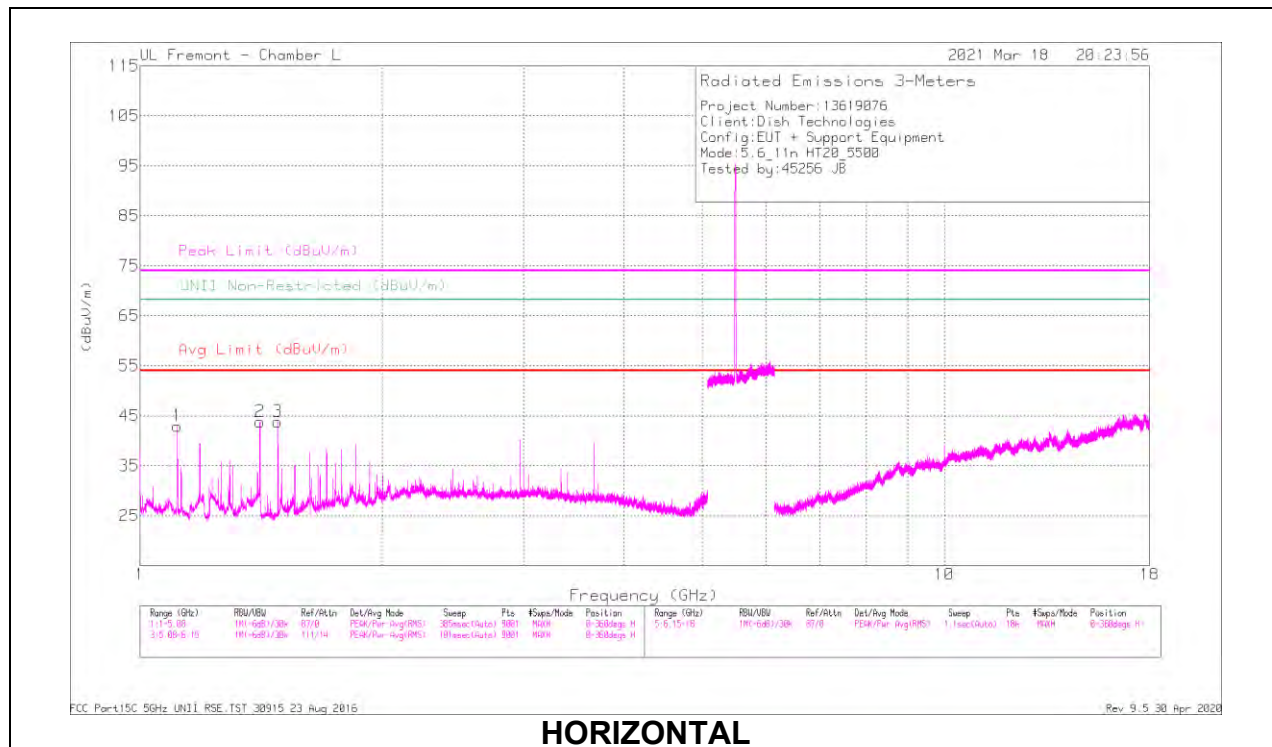


| Marker | Frequency (GHz) | Meter Reading (dBuV) | Det | AF 344 (dB/m) | Amp/Cbl/Fitr/Par d (dB) | DC Corr (dB) | Corrected Reading (dBuV/m) | Peak Limit (dBuV/m) | PK Margin (dB) | Azimuth (Degs) | Height (cm) | Polarity |
|--------|-----------------|----------------------|-----|---------------|-------------------------|--------------|----------------------------|---------------------|----------------|----------------|-------------|----------|
| 1 | 5.725 | 34.59 | Pk | 34.7 | -6.8 | 0 | 62.49 | 68.2 | -5.71 | 340 | 357 | V |
| 2 | 5.72807 | 37.31 | Pk | 34.7 | -6.8 | 0 | 65.21 | 68.2 | -2.99 | 340 | 357 | V |

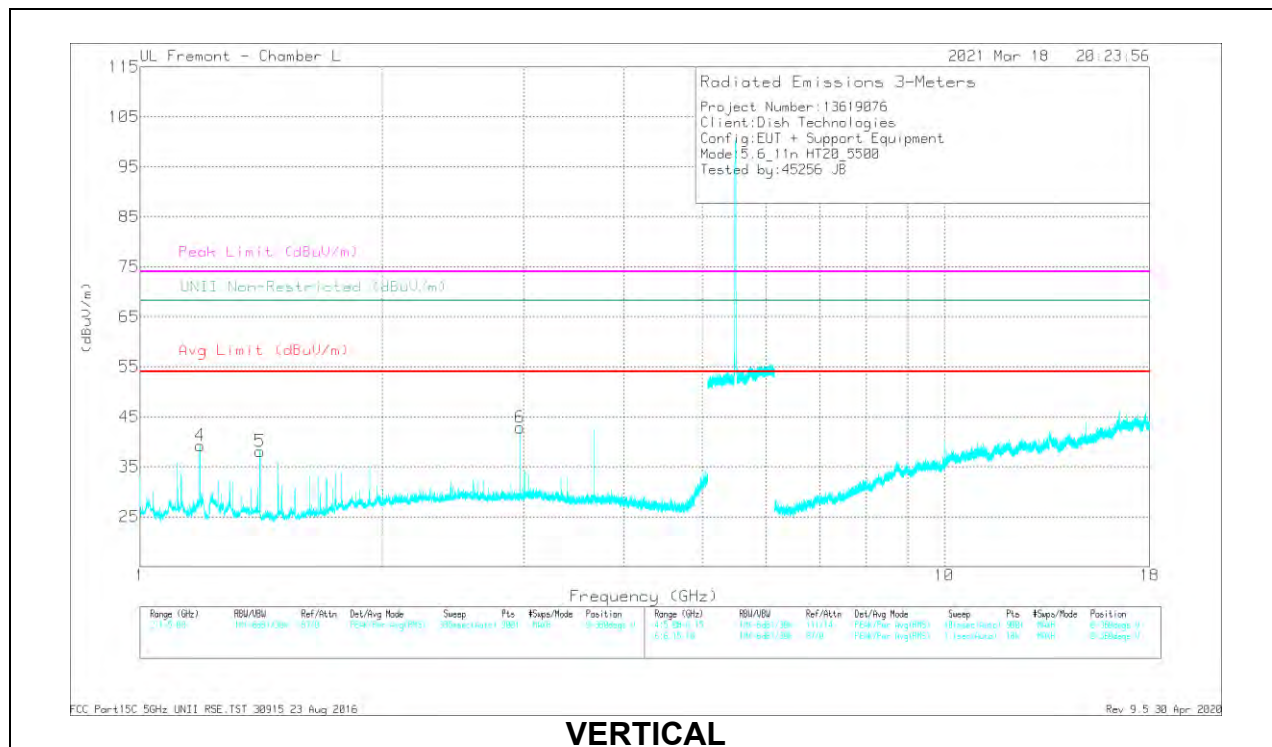
Pk - Peak detector

HARMONICS AND SPURIOUS EMISSIONS

LOW CHANNEL RESULTS



HORIZONTAL



VERTICAL

RADIATED EMISSIONS

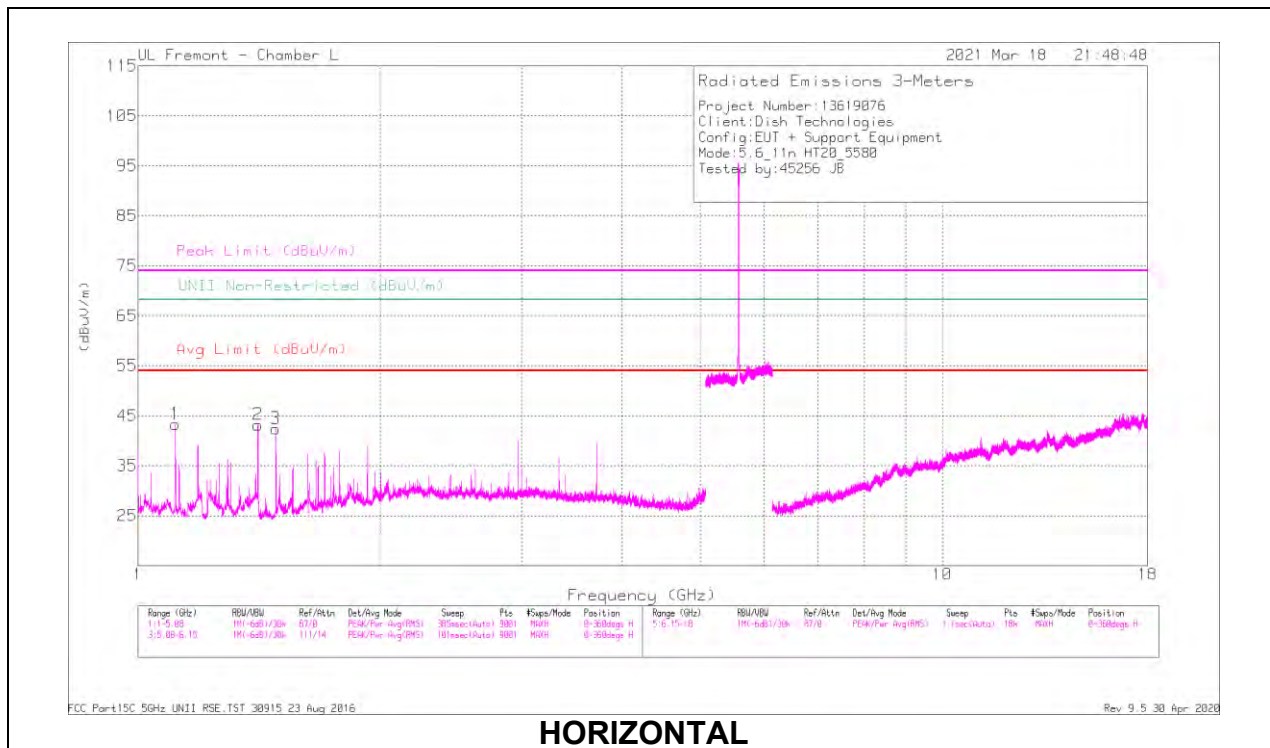
| Mark | Frequency (MHz) | Meas Reading (dBuV) | Det | AF 34d (dBm) | Amp/Corr/Freq/Pred (dB) | DC Corr (dB) | Corrected Reading (dBuV/m) | Avg Limit (dBuV/m) | Margin (dB) | Peak Limit (dBuV/m) | PK Margin (dB) | URI Non-Restricted (dBuV/m) | PK Margin (dB) | Azimuth (Deg) | Height (m) | Polarity |
|------|-----------------|---------------------|------|--------------|-------------------------|--------------|----------------------------|--------------------|-------------|---------------------|----------------|-----------------------------|----------------|---------------|------------|----------|
| 1 | * 1.11266 | 33.31 | PK-U | 27.4 | -34 | 0 | 46.71 | - | - | 74 | -27.29 | - | - | 305 | 210 | H |
| | * 1.11263 | 43.95 | ADR | 27.4 | -34 | 2.3 | 39.65 | 54 | -14.35 | - | - | - | - | 305 | 210 | H |
| | * 1.40934 | 51.12 | PK-U | 28.5 | -33.4 | 0 | 46.22 | - | - | 74 | -27.78 | - | - | 259 | 210 | H |
| 2 | * 1.40934 | 48.33 | ADR | 28.5 | -33.4 | 2.3 | 45.73 | 54 | -8.27 | - | - | - | - | 259 | 210 | H |
| | * 1.4335 | 51.93 | PK-U | 29.2 | -32.8 | 0 | 47.33 | - | - | 74 | -26.67 | - | - | 291 | 109 | H |
| | * 1.48351 | 43.51 | ADR | 28.2 | -32.8 | 2.3 | 41.21 | 54 | -12.79 | - | - | - | - | 291 | 109 | H |
| 3 | * 1.18679 | 46.59 | PK-U | 27.9 | -33.9 | 0 | 40.59 | - | - | 74 | -33.41 | - | - | 205 | 310 | V |
| | * 1.1868 | 36.46 | ADR | 27.9 | -33.0 | 2.3 | 32.76 | 54 | -21.24 | - | - | - | - | 205 | 310 | V |
| | * 1.40937 | 48.6 | PK-U | 28.5 | -33.4 | 0 | 43.7 | - | - | 74 | -30.3 | - | - | 331 | 375 | V |
| 4 | * 1.40934 | 45.27 | ADR | 28.5 | -33.4 | 2.3 | 42.67 | 54 | -11.33 | - | - | - | - | 331 | 375 | V |
| | 2.96705 | 42.98 | PK-U | 32.6 | -30.1 | 0 | 45.48 | - | - | - | - | 68.2 | -22.72 | 201 | 115 | V |

* - indicates frequency in CFR47 Pt 15 / IC RSS-Restricted Band

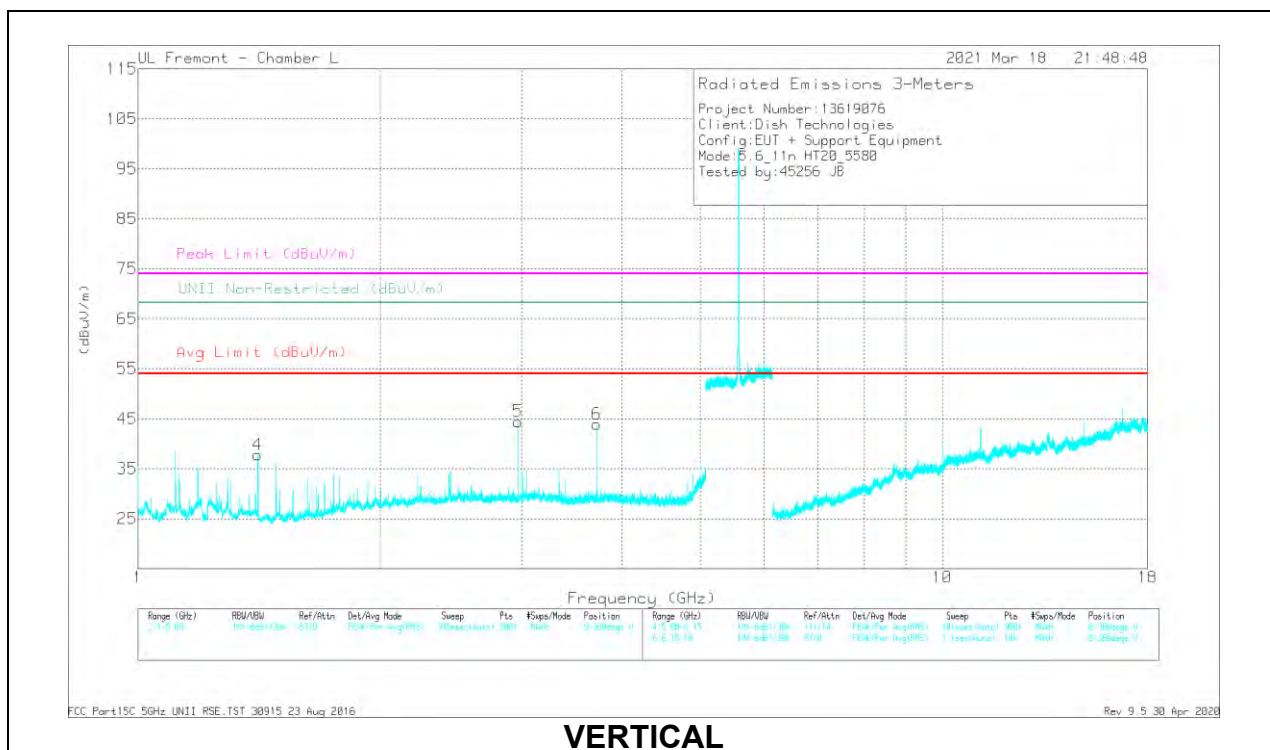
PK-U - U-NII: Maximum Peak

ADR - U-NII AD primary method, RMS average

MID CHANNEL RESULTS



HORIZONTAL



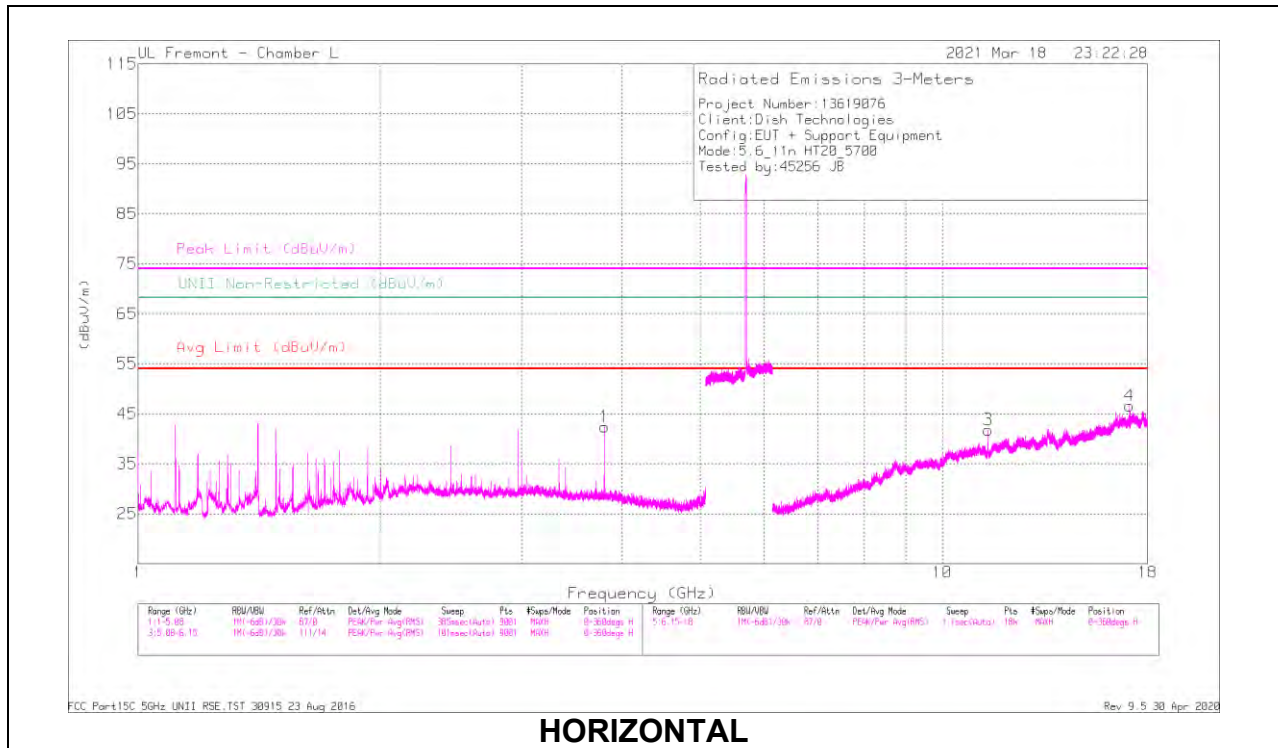
VERTICAL

RADIATED EMISSIONS

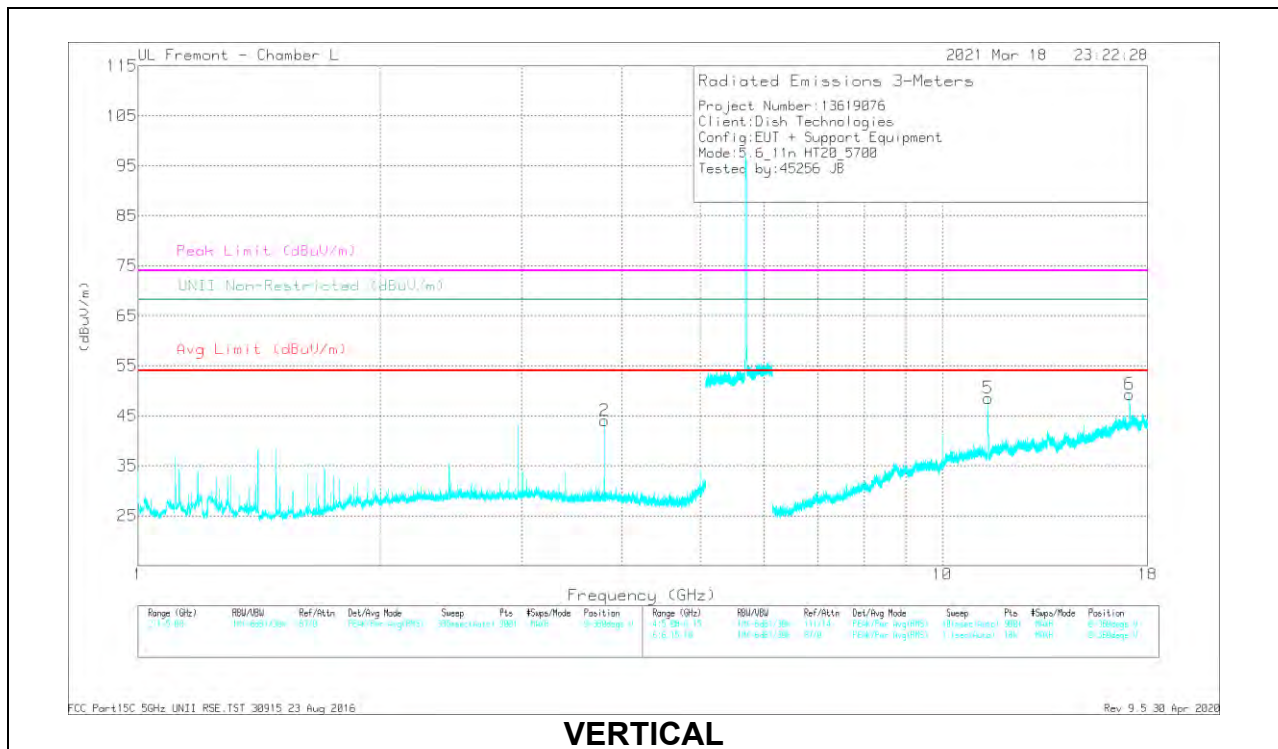
| Marker | Frequency (MHz) | Meas Reading (dBm) | Det | AF 344 (dBm) | Amp/Corr/Freq/Pwr (dB) | DC Corr (dB) | Corrected Reading (dBm) | Avg Limit (dBm/100) | Margin (dB) | Peak Limit (dBm/100) | PK Margin (dB) | URI Non-Restricted (dBm/100) | PK Margin (dB) | Altitude (Feet) | Height (m) | Polarity |
|--------|-----------------|--------------------|------|--------------|------------------------|--------------|-------------------------|---------------------|-------------|----------------------|----------------|------------------------------|----------------|-----------------|------------|----------|
| 1 | * 1.11266 | 48.09 | PK-U | 27.4 | -34 | 0 | 41.69 | - | - | 74 | -32.51 | - | - | 181 | 101 | H |
| | * 1.11264 | 39.27 | ADR | 27.4 | -34 | 2.3 | 34.97 | 54 | -19.03 | - | - | - | - | 181 | 101 | H |
| 2 | * 1.40938 | 50.37 | PK-U | 28.5 | -33.4 | 0 | 45.47 | - | - | 74 | -28.53 | - | - | 69 | 101 | H |
| | * 1.40934 | 43.52 | ADR | 28.5 | -33.4 | 2.3 | 40.92 | 54 | -13.08 | - | - | - | - | 69 | 101 | H |
| 3 | * 1.48352 | 51.89 | PK-U | 29.2 | -32.8 | 0 | 47.09 | - | - | 74 | -26.91 | - | - | 296 | 232 | H |
| | * 1.48352 | 43.98 | ADR | 29.2 | -32.8 | 2.3 | 41.28 | 54 | -12.72 | - | - | - | - | 296 | 232 | H |
| 5 | 2.967 | 43.28 | PK-U | 32.6 | -30.1 | 0 | 45.78 | - | - | - | - | 88.2 | -22.42 | 181 | 101 | V |
| | * 1.40933 | 48.55 | PK-U | 28.5 | -33.4 | 0 | 43.65 | - | - | 74 | -30.35 | - | - | 331 | 374 | V |
| 6 | * 1.40933 | 45.19 | ADR | 28.5 | -33.4 | 2.3 | 42.59 | 54 | -11.41 | - | - | - | - | 331 | 374 | V |
| | * 3.71998 | 41.22 | PK-U | 33.2 | -28.7 | 0 | 45.72 | - | - | 74 | -28.28 | - | - | 315 | 134 | V |
| | * 3.71999 | 38.42 | ADR | 33.2 | -28.7 | 2.3 | 45.22 | 54 | -8.78 | - | - | - | - | 315 | 134 | V |

* - indicates frequency in CFR47 Pt 15 / IC RSS-Restricted Band
 PK-U - U-NII: Maximum Peak
 ADR - U-NII AD primary method, RMS average

HIGH CHANNEL RESULTS



HORIZONTAL



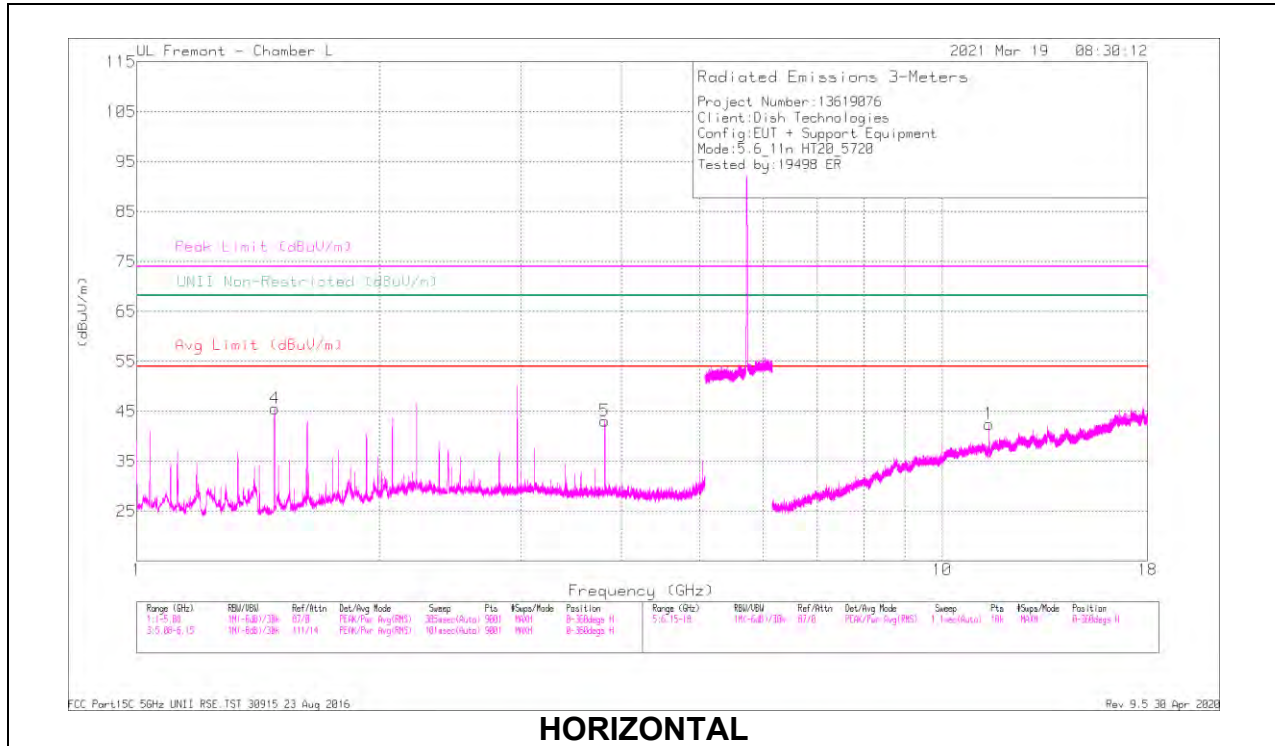
VERTICAL

RADIATED EMISSIONS

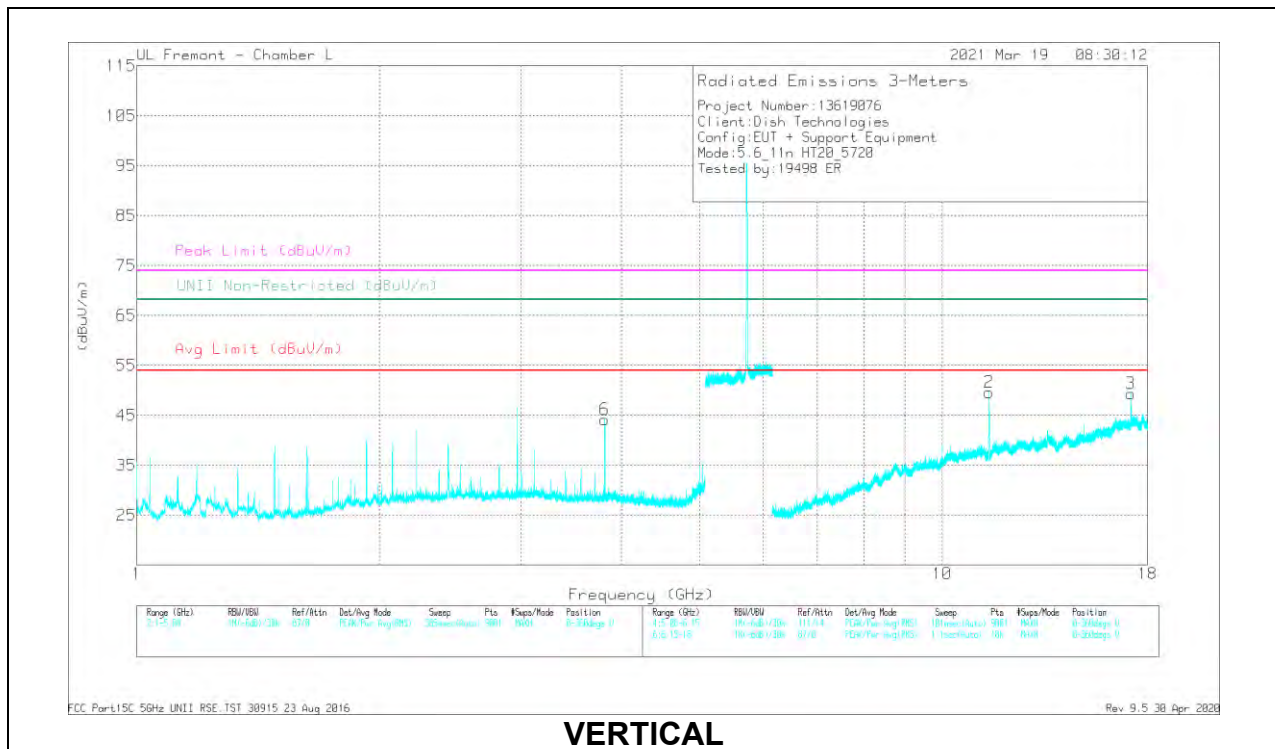
| Marker | Frequency (MHz) | Meas Reading (dBm) | Det | AF 344 (dBm) | AmpCoffinPad (dB) | DC Corr (dB) | Corrected Reading (dBm) | Avg Limit (dBm) | Margin (dB) | Peak Limit (dBm) | PK Margin (dB) | UNI Non-Restricted (dBm) | PK Margin (dB) | Altitude (ft) | Height (ft) | Polarity |
|--------|-----------------|--------------------|------|--------------|-------------------|--------------|-------------------------|-----------------|-------------|------------------|----------------|--------------------------|----------------|---------------|-------------|----------|
| 1 | * 3.79999 | 40.46 | PK-U | 33.6 | -29.1 | 0 | 44.96 | - | - | 74 | -29.04 | - | - | 116 | 106 | H |
| | * 3.79998 | 37.25 | ADR | 33.6 | -29.1 | 2.3 | 44.05 | 54 | -9.95 | - | - | - | - | 116 | 106 | H |
| | * 3.80003 | 41.46 | PK-U | 33.6 | -29.1 | 0 | 45.96 | - | - | 74 | -28.04 | - | - | 311 | 107 | V |
| 2 | * 3.79999 | 39.35 | ADR | 33.6 | -29.1 | 2.3 | 46.15 | 54 | -7.85 | - | - | - | - | 311 | 107 | V |
| | * 11.39994 | 32.07 | PK-U | 38 | -19.3 | 0 | 50.77 | - | - | 74 | -22.23 | - | - | 281 | 106 | H |
| | * 11.39777 | 19.29 | ADR | 38 | -19.3 | 2.3 | 40.29 | 54 | -13.71 | - | - | - | - | 281 | 106 | H |
| 3 | * 17.0974 | 31.51 | PK-U | 41.7 | -17.8 | 0 | 55.41 | - | - | - | - | 68.2 | -12.79 | 92 | 109 | H |
| | * 11.39844 | 38.2 | PK-U | 38 | -19.3 | 0 | 56.9 | - | - | 74 | -17.1 | - | - | 24 | 109 | V |
| | * 11.39979 | 23.87 | ADR | 38 | -19.3 | 2.3 | 41.87 | 54 | -9.13 | - | - | - | - | 24 | 109 | V |
| 4 | * 17.09658 | 34.34 | PK-U | 41.7 | -17.8 | 0 | 58.24 | - | - | - | - | 68.2 | -9.96 | 34 | 102 | V |

* - indicates frequency in CFR47 Pt 15 / IC RSS-Restricted Band
 PK-U - U-NII: Maximum Peak
 ADR - U-NII AD primary method, RMS average

CHANNEL 144 RESULTS



HORIZONTAL



VERTICAL

RADIATED EMISSIONS

| Marker | Frequency (MHz) | Meas Reading (dBm) | Det | AF 344 (dBm) | AmpCofFiltPad (dB) | DC Corr (dB) | Corrected Reading (dBm) | Avg Limit (dBm) | Margin (dB) | Peak Limit (dBm) | PK Margin (dB) | UNI Non-Restricted (dBm) | PK Margin (dB) | Altitude (Degs) | Height (m) | Polarity |
|--------|-----------------|--------------------|------|--------------|--------------------|--------------|-------------------------|-----------------|-------------|------------------|----------------|--------------------------|----------------|-----------------|------------|----------|
| 4 | * 1.48252 | 56.7 | PK-U | 28.2 | -32.8 | 0 | 52.1 | - | - | 74 | -21.9 | - | - | 259 | 224 | H |
| | * 1.48351 | 48.22 | ADR | 28.2 | -32.8 | 2.3 | 45.92 | 54 | -8.08 | - | - | - | - | 259 | 224 | H |
| 5 | * 3.81333 | 41.81 | PK-U | 33.6 | -29 | 0 | 46.21 | - | - | 74 | -27.79 | - | - | 114 | 104 | H |
| | * 3.81332 | 38.33 | ADR | 33.6 | -29 | 2.3 | 45.23 | 54 | -8.77 | - | - | - | - | 114 | 104 | H |
| 6 | * 3.81333 | 41.49 | PK-U | 33.6 | -29 | 0 | 45.09 | - | - | 74 | -27.91 | - | - | 307 | 102 | V |
| | * 3.81332 | 39.08 | ADR | 33.6 | -29 | 2.3 | 45.98 | 54 | -8.02 | - | - | - | - | 307 | 102 | V |
| 1 | * 11.4389 | 32.54 | PK-U | 38.1 | -19.7 | 0 | 50.94 | - | - | 74 | -23.06 | - | - | 132 | 101 | H |
| | * 11.43934 | 20.14 | ADR | 38.1 | -19.7 | 2.3 | 40.84 | 54 | -13.16 | - | - | - | - | 132 | 101 | H |
| 2 | * 11.43996 | 40.7 | PK-U | 38.1 | -19.7 | 0 | 59.1 | - | - | 74 | -14.9 | - | - | 17 | 111 | V |
| | * 11.44123 | 27.49 | ADR | 38.1 | -19.7 | 2.3 | 48.19 | 54 | -5.81 | - | - | - | - | 17 | 111 | V |
| 3 | 17.15696 | 34.94 | PK-U | 41.7 | -17.7 | 0 | 58.94 | - | - | - | - | 68.2 | -0.26 | 35 | 101 | V |

* - indicates frequency in CFR47 Pt 15 / IC RSS-Restricted Band

PK-U - U-NII: Maximum Peak

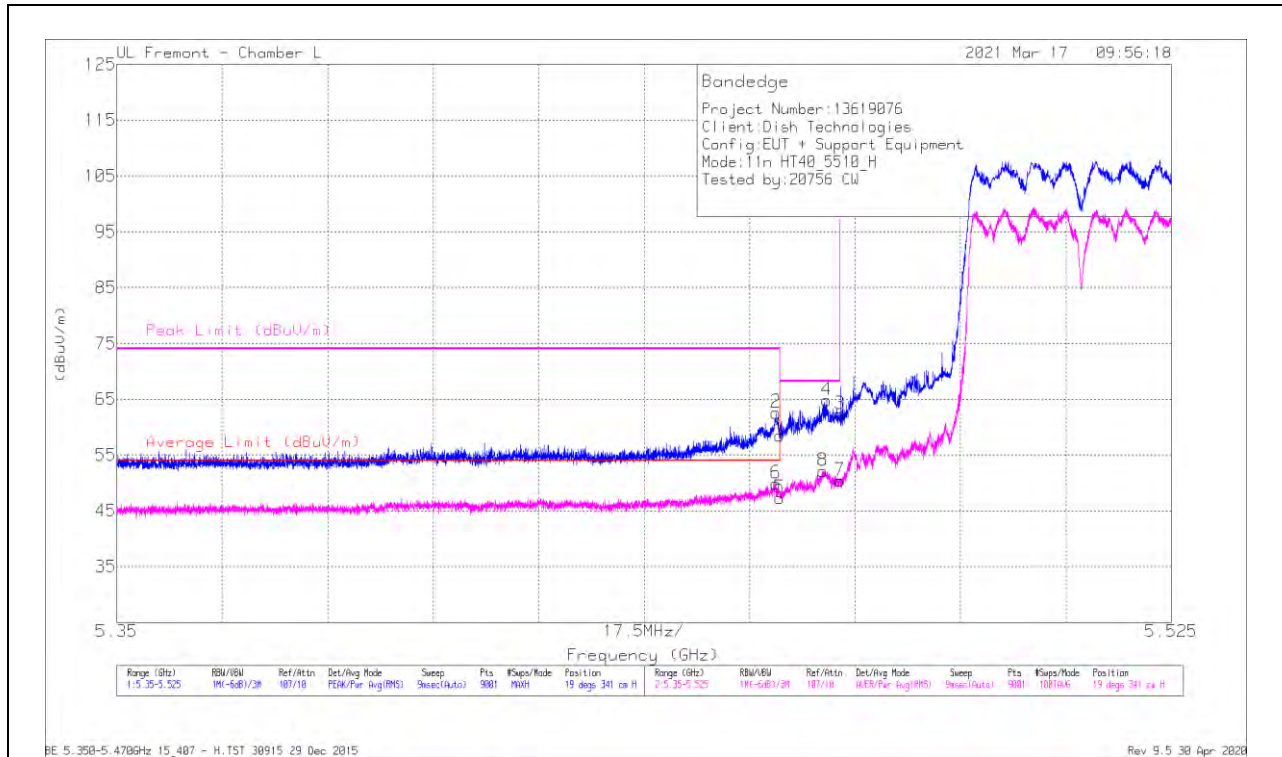
ADR - U-NII AD primary method, RMS average

10.1.8. TX ABOVE 1 GHz 802.11n HT40 MODE IN THE 5.6 GHz BAND

3TX Antenna 1 + Antenna 2 + Antenna 3 CDD MODE

BANDEDGE (LOW CHANNEL)

HORIZONTAL RESULT



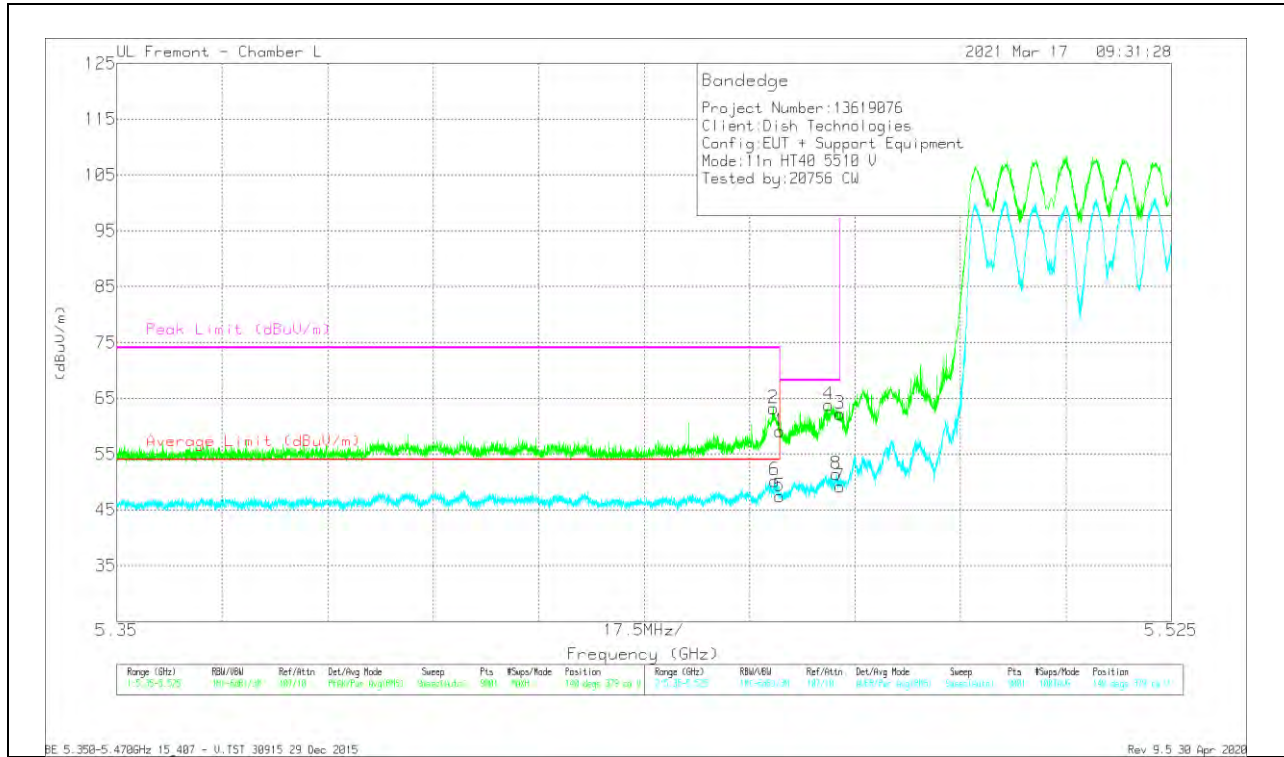
| Marker | Frequency (GHz) | Meter Reading (dBuV) | Det | AF 344 (dBm) | Amp/Cbl/Ftr/Pad (dB) | DC Corr (dB) | Corrected Reading (dBuV/m) | Average Limit (dBuV/m) | Margin (dB) | Peak Limit (dBuV/m) | PK Margin (dB) | Azimuth (Degs) | Height (cm) | Polarity |
|--------|-----------------|----------------------|-----|--------------|----------------------|--------------|----------------------------|------------------------|-------------|---------------------|----------------|----------------|-------------|----------|
| 1 | * 5.45999 | 40.81 | Pk | 34.6 | -16.9 | 0 | 58.51 | - | - | 74 | -15.49 | 19 | 341 | H |
| 2 | * 5.45941 | 44.94 | Pk | 34.6 | -16.9 | 0 | 62.64 | - | - | 74 | -11.36 | 19 | 341 | H |
| 3 | 5.46999 | 44.62 | Pk | 34.6 | -16.9 | 0 | 62.32 | - | - | 68.2 | -5.88 | 19 | 341 | H |
| 4 | 5.46777 | 47.08 | Pk | 34.6 | -16.9 | 0 | 64.78 | - | - | 68.2 | -3.42 | 19 | 341 | H |
| 5 | * 5.45999 | 27 | RMS | 34.6 | -16.9 | 2.66 | 47.36 | 54 | -6.64 | - | - | 19 | 341 | H |
| 6 | * 5.45933 | 29.56 | RMS | 34.6 | -16.9 | 2.66 | 49.92 | 54 | -4.08 | - | - | 19 | 341 | H |
| 7 | 5.46999 | 30.08 | RMS | 34.6 | -16.9 | 2.66 | 50.44 | - | - | - | - | 19 | 341 | H |
| 8 | 5.46713 | 31.75 | RMS | 34.6 | -16.9 | 2.66 | 52.11 | - | - | - | - | 19 | 341 | H |

* - indicates frequency in CFR47 Pt 15 / IC RSS-Restricted Band

Pk - Peak detector

RMS - RMS detection

VERTICAL RESULT

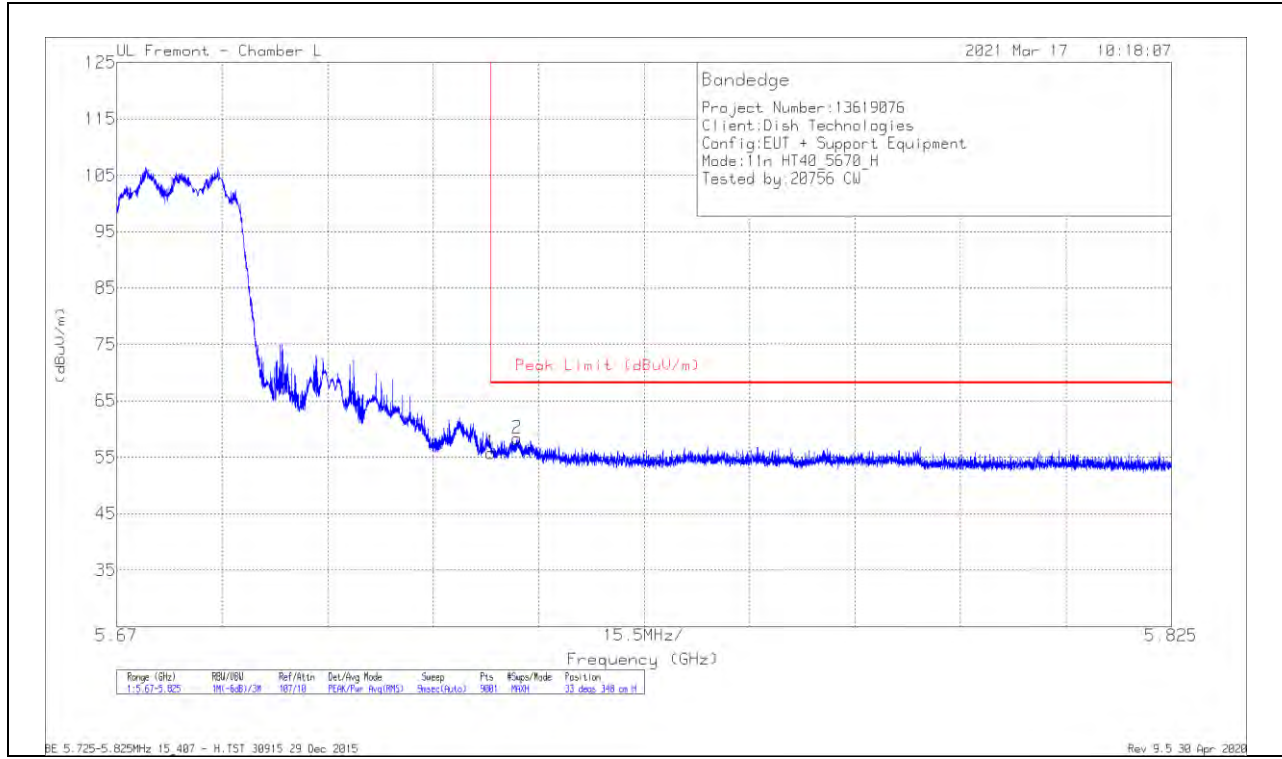


| Marker | Frequency (GHz) | Meter Reading (dBuV) | Det | AF 344 (dBm) | Amp/Cal/Pwr/Pad (dB) | DC Corr (dB) | Corrected Reading (dBuV/m) | Average Limit (dBuV/m) | Margin (dB) | Peak Limit (dBuV/m) | PK Margin (dB) | Azimuth (Degs) | Height (cm) | Polarity |
|--------|-----------------|----------------------|-----|--------------|----------------------|--------------|----------------------------|------------------------|-------------|---------------------|----------------|----------------|-------------|----------|
| 1 | * 5.45999 | 41.43 | Pk | 34.6 | -16.9 | 0 | 59.13 | - | - | 74 | -14.87 | 140 | 379 | V |
| 2 | * 5.45893 | 45.52 | Pk | 34.6 | -16.9 | 0 | 63.22 | - | - | 74 | -10.78 | 140 | 379 | V |
| 3 | 5.46999 | 44.54 | Pk | 34.6 | -16.9 | 0 | 62.24 | - | - | 68.2 | -5.96 | 140 | 379 | V |
| 4 | 5.46816 | 46.16 | Pk | 34.6 | -16.9 | 0 | 63.86 | - | - | 68.2 | -4.34 | 140 | 379 | V |
| 5 | * 5.45999 | 27.12 | RMS | 34.6 | -16.9 | 2.66 | 47.48 | 54 | -6.52 | - | - | 140 | 379 | V |
| 6 | * 5.45918 | 29.87 | RMS | 34.6 | -16.9 | 2.66 | 50.23 | 54 | -3.77 | - | - | 140 | 379 | V |
| 7 | 5.46999 | 28.54 | RMS | 34.6 | -16.9 | 2.66 | 49.2 | - | - | - | - | 140 | 379 | V |
| 8 | 5.46939 | 31.05 | RMS | 34.6 | -16.9 | 2.66 | 51.41 | - | - | - | - | 140 | 379 | V |

* - indicates frequency in CFR47 Pt 15 / IC RSS-Restricted Band
 Pk - Peak detector
 RMS - RMS detection

BANDEDGE (HIGH CHANNEL)

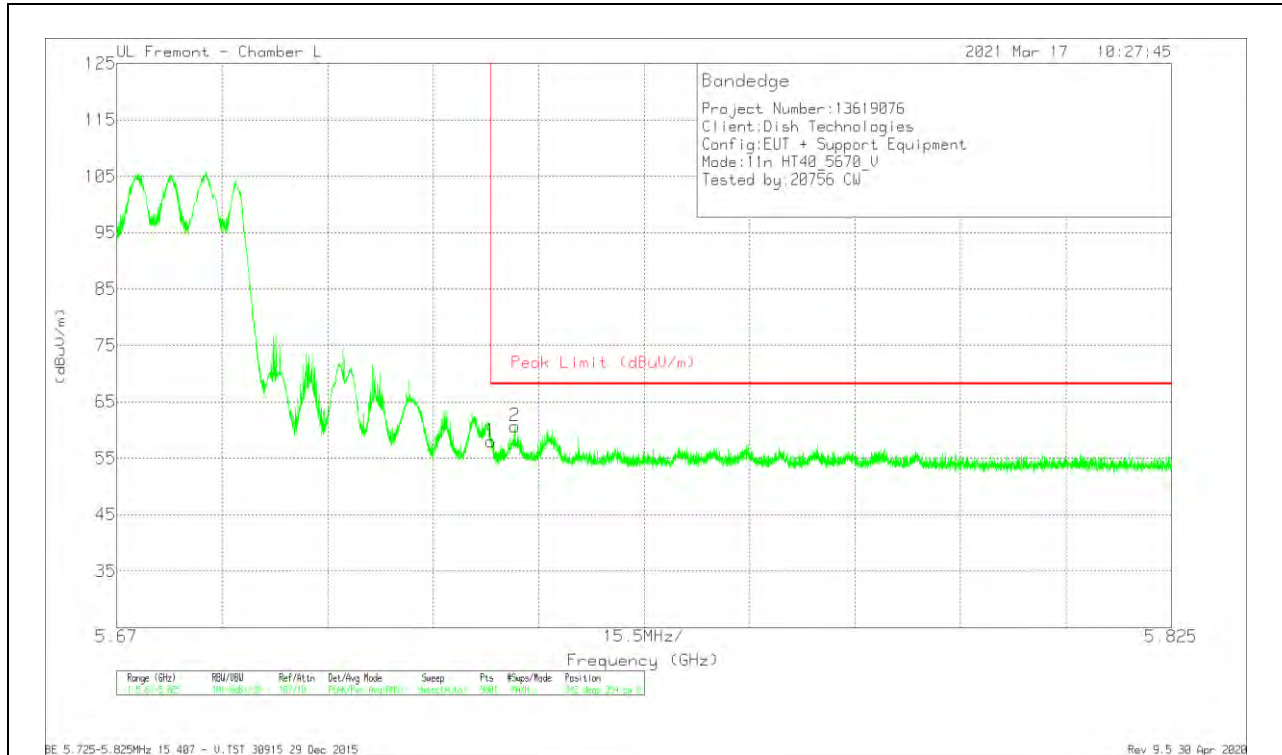
HORIZONTAL RESULT



| Marker | Frequency (GHz) | Meter Reading (dBuV) | Det | AF 344 (dB/m) | Amp/Cbl/Fitr/Pad (dB) | DC Corr (dB) | Corrected Reading (dBuV/m) | Peak Limit (dBuV/m) | PK Margin (dB) | Azimuth (Degs) | Height (cm) | Polarity |
|--------|-----------------|----------------------|-----|---------------|-----------------------|--------------|----------------------------|---------------------|----------------|----------------|-------------|----------|
| 1 | 5.72501 | 37.63 | PK | 34.7 | -16.6 | 0 | 55.73 | 68.2 | -12.47 | 33 | 348 | H |
| 2 | 5.72886 | 40.23 | PK | 34.7 | -16.6 | 0 | 58.33 | 68.2 | -9.87 | 33 | 348 | H |

Pk - Peak detector

VERTICAL RESULT

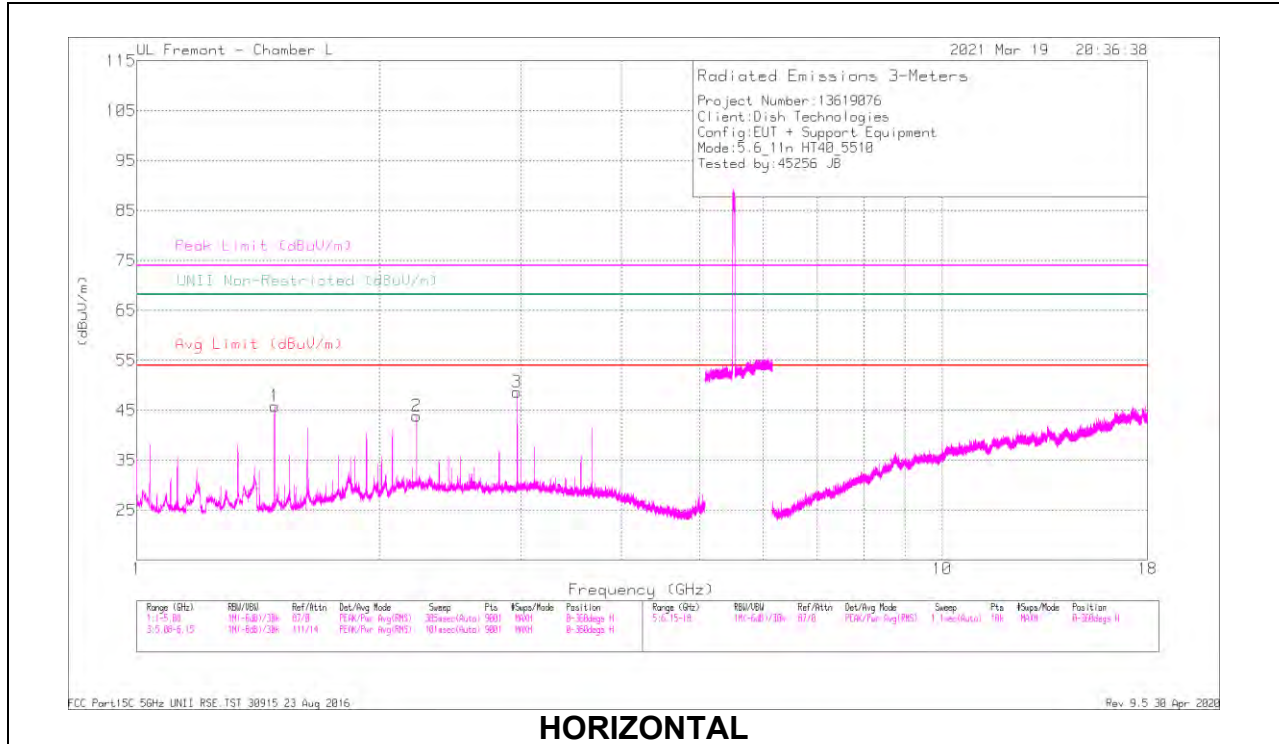


| Marker | Frequency (GHz) | Meter Reading (dBuV) | Det | AF 344 (dB/m) | Amp/Cbl/Filtr/Pad (dB) | Corrected Reading (dBuV/m) | Peak Limit (dBuV/m) | PK Margin (dB) | Azimuth (Degs) | Height (cm) | Polarity |
|--------|-----------------|----------------------|-----|---------------|------------------------|----------------------------|---------------------|----------------|----------------|-------------|----------|
| 1 | 5.72501 | 39.84 | Pk | 34.7 | -16.6 | 57.94 | 68.2 | -10.26 | 342 | 354 | V |
| 2 | 5.72852 | 42.57 | Pk | 34.7 | -16.6 | 60.67 | 68.2 | -7.53 | 342 | 354 | V |

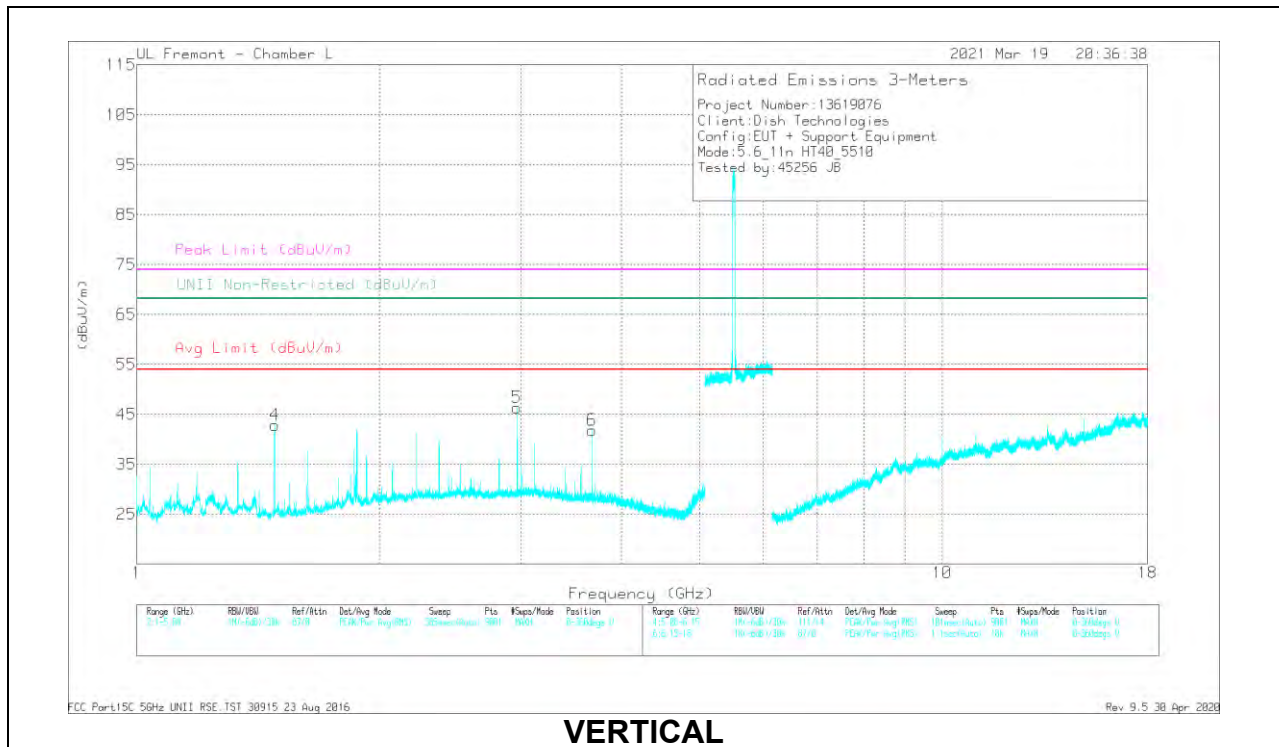
Pk - Peak detector

HARMONICS AND SPURIOUS EMISSIONS

LOW CHANNEL RESULTS



HORIZONTAL



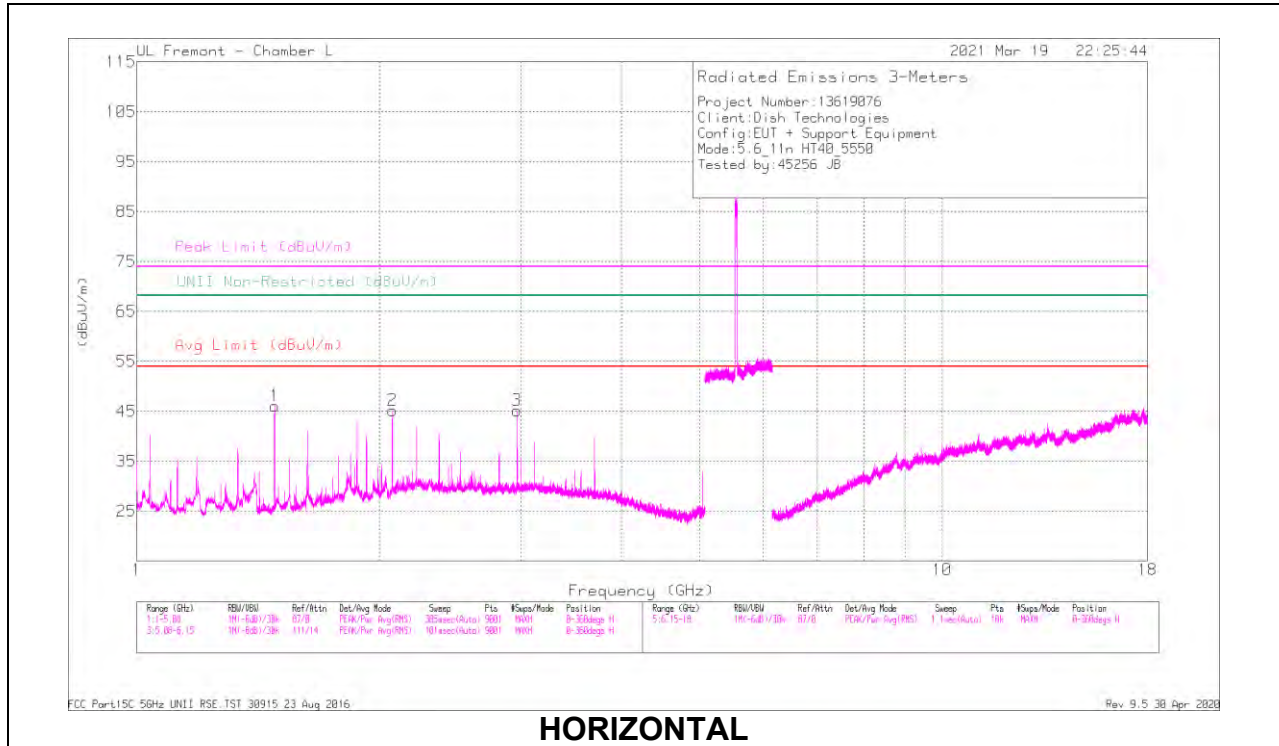
VERTICAL

RADIATED EMISSIONS

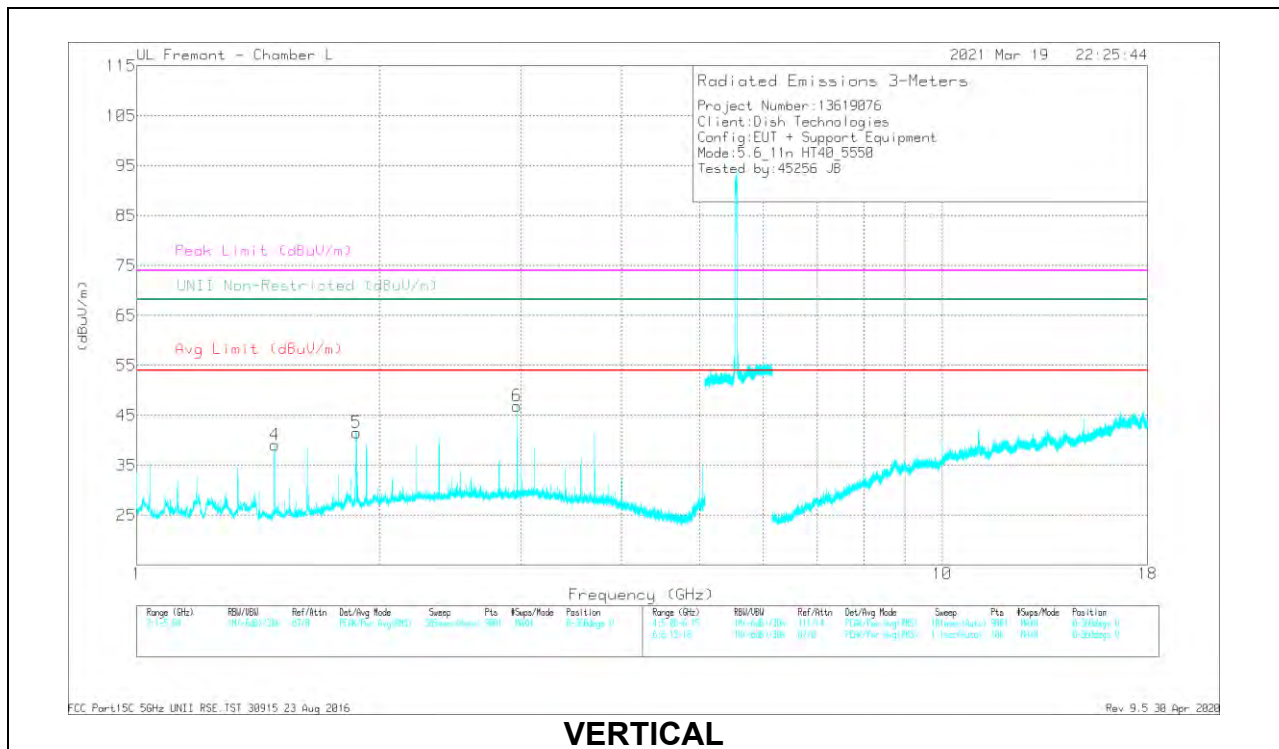
| Marker | Frequency (MHz) | Meas Reading (dBuV) | Det | AF 344 (dBm) | Amp/Corr/Freq/Pred (dB) | DC Corr (dB) | Corrected Reading (dBuV/m) | Avg Limit (dBuV/m) | Margin (dB) | Peak Limit (dBuV/m) | PK Margin (dB) | URI Non-Restricted (dBuV/m) | PK Margin (dB) | Altitude (Feet) | Height (m) | Polarity |
|--------|-----------------|---------------------|------|--------------|-------------------------|--------------|----------------------------|--------------------|-------------|---------------------|----------------|-----------------------------|----------------|-----------------|------------|----------|
| 1 | * 1.4835 | 55.55 | PK-U | 28.2 | -32.8 | 0 | 51.95 | - | - | 74 | -22.05 | - | - | 289 | 195 | H |
| | * 1.48351 | 48.03 | ADR | 28.2 | -32.8 | 2.66 | 46.09 | 54 | -7.91 | - | - | - | - | 289 | 195 | H |
| | * 2.22523 | 50.39 | PK-U | 31.7 | -31.3 | 0 | 50.79 | - | - | 74 | -23.21 | - | - | 29 | 103 | H |
| 2 | * 2.22527 | 35.92 | ADR | 31.7 | -31.3 | 2.66 | 38.98 | 54 | -15.02 | - | - | - | - | 29 | 103 | H |
| | 2.98702 | 48.2 | PK-U | 32.6 | -30.1 | 0 | 50.7 | - | - | - | - | 88.2 | - | 137 | 178 | H |
| 3 | * 1.48351 | 52.35 | PK-U | 28.2 | -32.8 | 0 | 47.75 | - | - | 74 | -26.25 | - | - | 228 | 162 | V |
| | * 1.48351 | 43.53 | ADR | 28.2 | -32.8 | 2.66 | 41.59 | 54 | -12.41 | - | - | - | - | 228 | 162 | V |
| 4 | * 3.67328 | 39.36 | PK-U | 33.1 | -28.1 | 0 | 44.36 | - | - | 74 | -29.64 | - | - | 319 | 104 | V |
| | * 3.67331 | 36.85 | ADR | 33.1 | -28.1 | 2.66 | 44.31 | 54 | -9.69 | - | - | - | - | 319 | 104 | V |
| 5 | 2.98702 | 50.74 | PK-U | 32.6 | -30.1 | 0 | 53.24 | - | - | - | - | 88.2 | -14.98 | 210 | 101 | V |

* - indicates frequency in CFR47 Pt 15 / IC RSS-Restricted Band
 PK-U - U-NII: Maximum Peak
 ADR - U-NII AD primary method, RMS average

MID CHANNEL RESULTS



HORIZONTAL



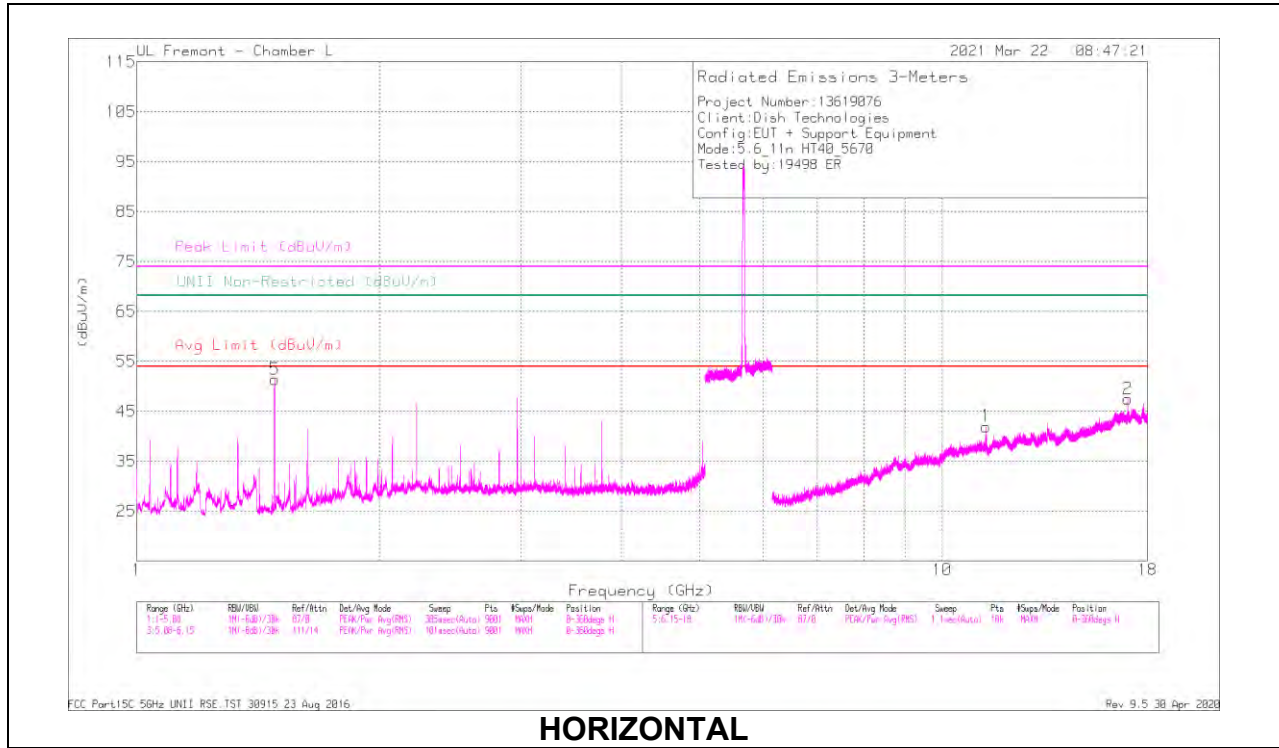
VERTICAL

RADIATED EMISSIONS

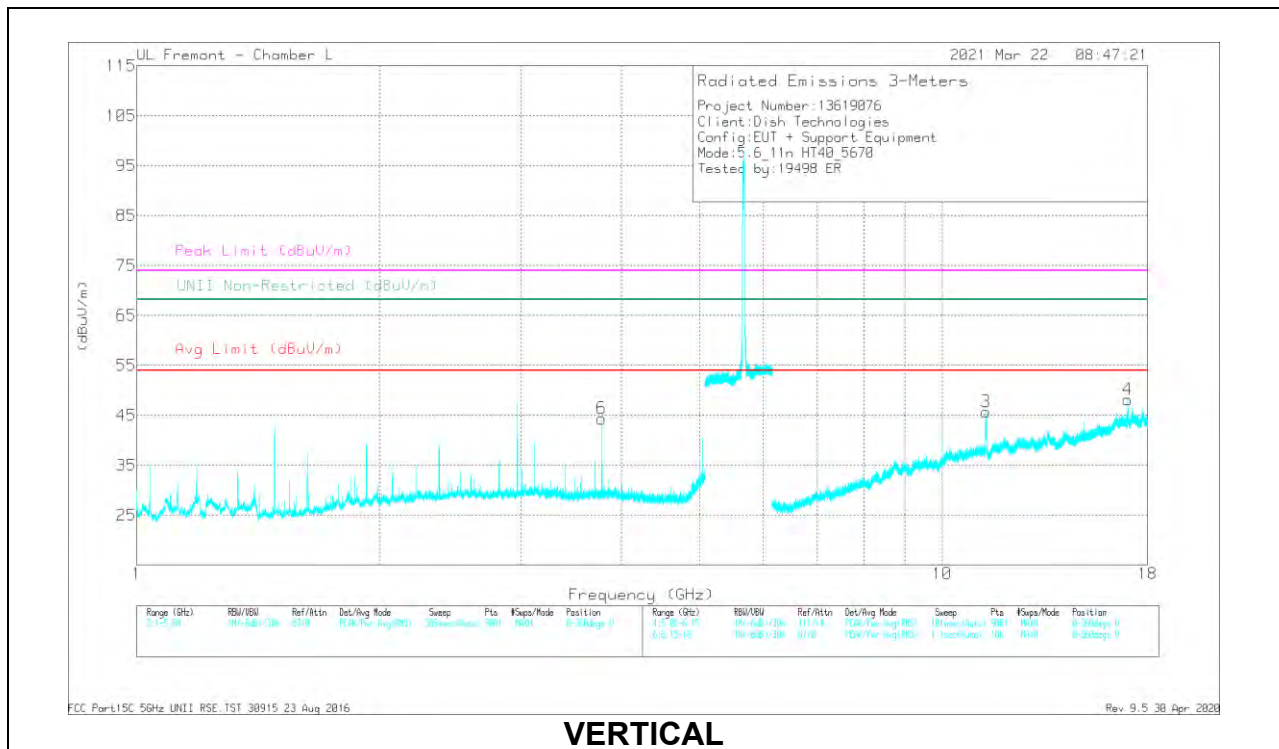
| Marker | Frequency (MHz) | Meas. Reading (dBµV) | Dist | AF 344 (dBm) | Amp/Corr/Freq/Psd (dB) | DC Corr (dB) | Corrected Reading (dBµV/m) | Avg Limit (dBµV/m) | Margin (dB) | Peak Limit (dBµV/m) | PK Margin (dB) | URI Non-Restricted (dBµV/m) | PK Margin (dB) | Altitude (Feet) | Height (m) | Polarity |
|--------|-----------------|----------------------|------|--------------|------------------------|--------------|----------------------------|--------------------|-------------|---------------------|----------------|-----------------------------|----------------|-----------------|------------|----------|
| 1 | * 1.48351 | 47.09 | PK-U | 28.2 | -32.8 | 0 | 52.49 | - | - | 74 | -21.51 | - | - | 263 | 200 | H |
| | * 1.48351 | 48.73 | ADR | 28.2 | -32.8 | 2.66 | 46.79 | 54 | -7.21 | - | - | - | - | 263 | 200 | H |
| 2 | 2.07693 | 46.93 | PK-U | 31 | -31.6 | 0 | 46.33 | - | - | - | - | 68.2 | -21.87 | 59 | 104 | H |
| 3 | 2.96702 | 49.79 | PK-U | 32.6 | -30.1 | 0 | 52.29 | - | - | - | - | 68.2 | -15.91 | 205 | 107 | H |
| 4 | * 1.48351 | 39.98 | PK-U | 28.2 | -32.8 | 0 | 46.38 | - | - | 74 | -27.62 | - | - | 194 | 200 | V |
| | * 1.48351 | 41.8 | ADR | 28.2 | -32.8 | 2.66 | 39.98 | 54 | -14.14 | - | - | - | - | 194 | 200 | V |
| 5 | 1.87204 | 40.98 | PK-U | 30.7 | -32.2 | 0 | 39.48 | - | - | - | - | 68.2 | -28.72 | 205 | 328 | V |
| 6 | 2.96701 | 50.06 | PK-U | 32.6 | -30.1 | 0 | 52.56 | - | - | - | - | 68.2 | -15.64 | 166 | 104 | V |

* - indicates frequency in CFR47 Pt 15 / IC RSS-Restricted Band
 PK-U - U-NII: Maximum Peak
 ADR - U-NII AD primary method, RMS average

HIGH CHANNEL RESULTS



HORIZONTAL



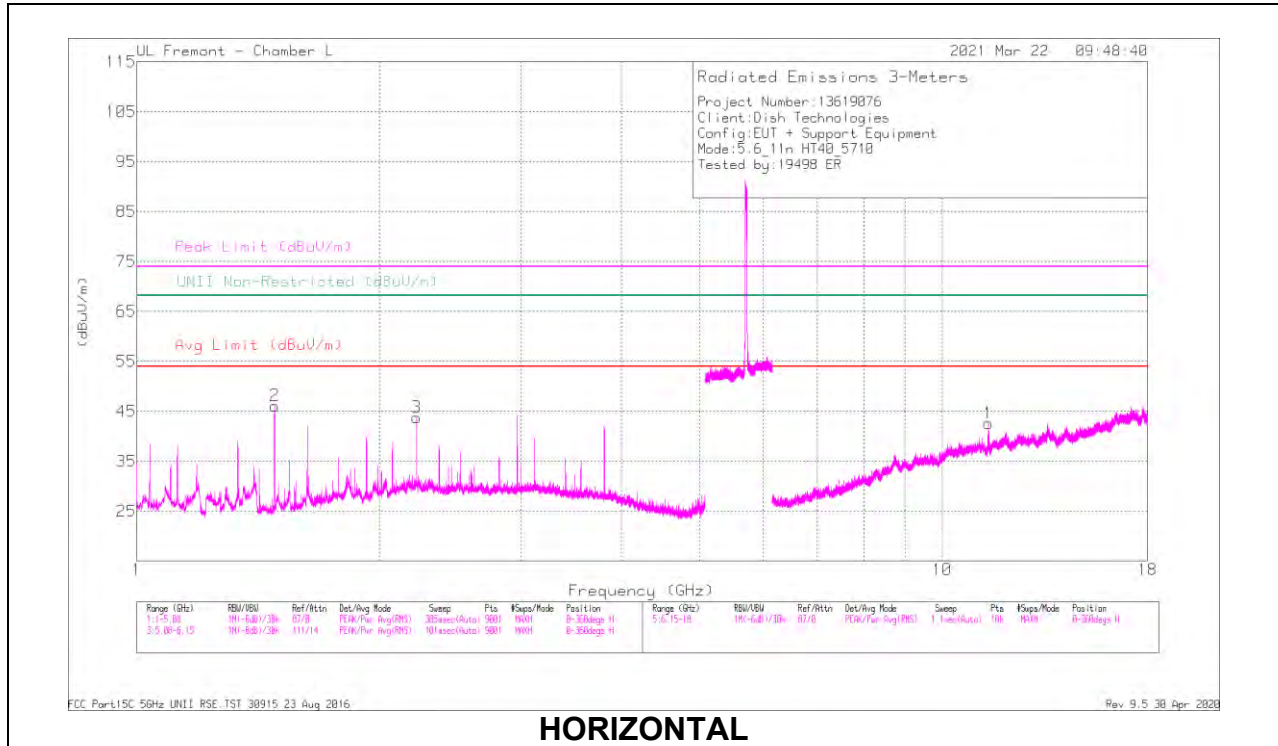
VERTICAL

RADIATED EMISSIONS

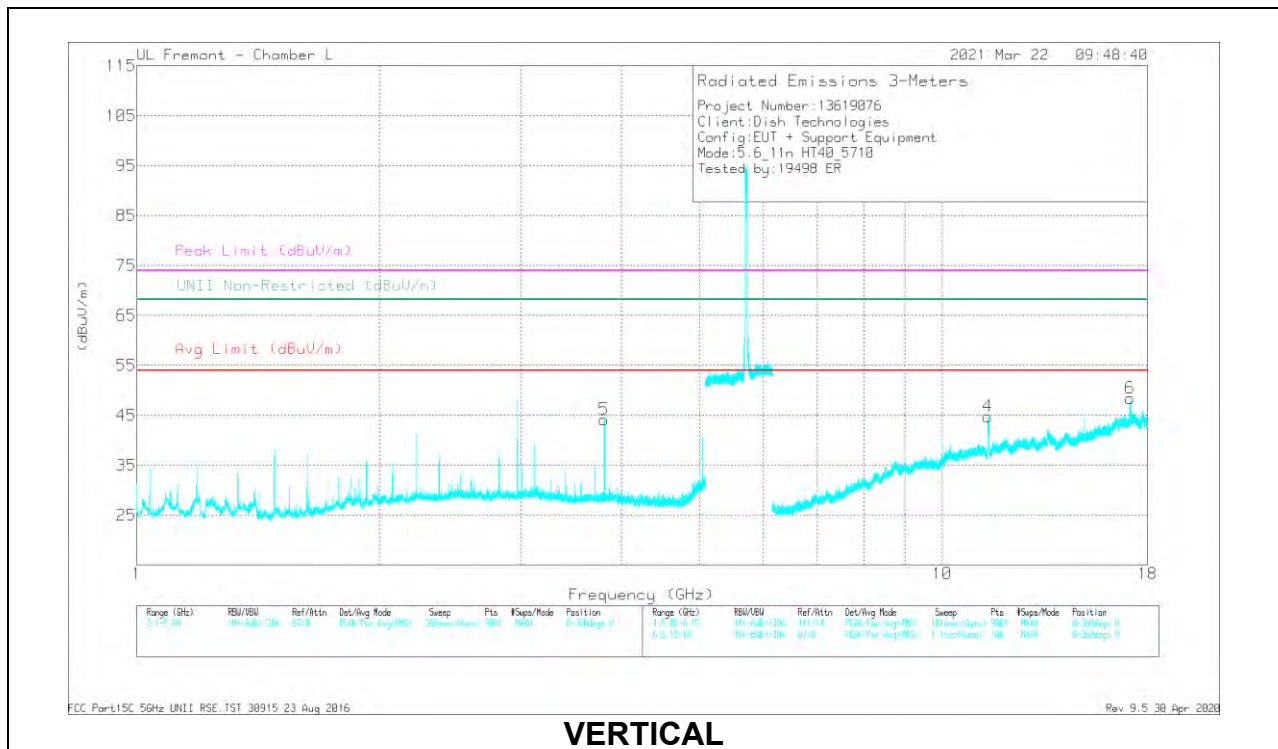
| Marker | Frequency (MHz) | Meas Reading (dBuV) | Det | AF 344 (dBm) | AmpCofFiltinPad (dB) | DC Corr (dB) | Corrected Reading (dBuV/m) | Avg Limit (dBuV/m) | Margin (dB) | Peak Limit (dBuV/m) | PK Margin (dB) | UNI Non-Restricted (dBuV/m) | PK Margin (dB) | Altitude (Degs) | Height (m) | Polarity |
|--------|-----------------|---------------------|------|--------------|----------------------|--------------|----------------------------|--------------------|-------------|---------------------|----------------|-----------------------------|----------------|-----------------|------------|----------|
| 5 | * 1.48252 | 54.43 | PK-U | 28.2 | -32.8 | 0 | 49.83 | - | - | 74 | -24.17 | - | - | 241 | 225 | H |
| | * 1.48351 | 45.98 | ADR | 28.2 | -32.8 | 2.66 | 44.04 | 54 | -9.96 | - | - | - | - | 241 | 225 | H |
| 6 | * 3.78 | 41.65 | PK-U | 33.4 | -29.1 | 0 | 45.95 | - | - | 74 | -28.05 | - | - | 316 | 108 | V |
| | * 3.77598 | 39.56 | ADR | 33.4 | -29.1 | 2.66 | 46.52 | 54 | -7.48 | - | - | - | - | 316 | 108 | V |
| 1 | * 11.33973 | 32.27 | PK-U | 38 | -19.7 | 0 | 50.57 | - | - | 74 | -23.43 | - | - | 125 | 110 | H |
| | * 11.34113 | 20.03 | ADR | 38 | -19.7 | 2.66 | 49.99 | 54 | -13.01 | - | - | - | - | 125 | 110 | H |
| 2 | 17.00748 | 31.56 | PK-U | 41.8 | -17.9 | 0 | 55.46 | - | - | - | - | 68.2 | -12.74 | 95 | 108 | H |
| | * 11.33975 | 37.81 | PK-U | 38 | -19.7 | 0 | 56.11 | - | - | 74 | -17.89 | - | - | 27 | 107 | V |
| 3 | * 11.34115 | 24.14 | ADR | 38 | -19.7 | 2.66 | 45.1 | 54 | -8.9 | - | - | - | - | 27 | 107 | V |
| 4 | 17.02198 | 33.61 | PK-U | 41.8 | -17.9 | 0 | 57.51 | - | - | - | - | 68.2 | -10.69 | 3 | 108 | V |

* - indicates frequency in CFR47 Pt 15 / IC RSS-Restricted Band
 PK-U - U-NII: Maximum Peak
 ADR - U-NII AD primary method, RMS average

CHANNEL 142 RESULTS



HORIZONTAL



VERTICAL

RADIATED EMISSIONS

| Marker | Frequency (MHz) | Meas Reading (dBm) | Det | AF 344 (dBm) | AmpCoeffInPad (dB) | DC Corr (dB) | Corrected Reading (dBm) | Avg Limit (dBm) | Margin (dB) | Peak Limit (dBm) | PK Margin (dB) | UNI Non-Restricted (dBm) | PK Margin (dB) | Altitude (Dops) | Height (m) | Polarity |
|--------|-----------------|--------------------|------|--------------|--------------------|--------------|-------------------------|-----------------|-------------|------------------|----------------|--------------------------|----------------|-----------------|------------|----------|
| 2 | * 1.48252 | 56.39 | PK-U | 28.2 | -32.8 | 0 | 51.73 | - | - | 74 | -22.21 | - | - | 319 | 244 | H |
| | * 1.48351 | 47.7 | ADR | 28.2 | -32.8 | 2.66 | 45.76 | 54 | -8.24 | - | - | - | - | 319 | 244 | H |
| 3 | * 2.2253 | 49.65 | PK-U | 31.7 | -31.3 | 0 | 50.05 | - | - | 74 | -23.95 | - | - | 314 | 205 | H |
| | * 2.22526 | 37.4 | ADR | 31.7 | -31.3 | 2.66 | 40.46 | 54 | -13.54 | - | - | - | - | 314 | 205 | H |
| 5 | * 3.80659 | 41.88 | PK-U | 33.5 | -29 | 0 | 45.38 | - | - | 74 | -27.62 | - | - | 314 | 125 | V |
| | * 3.80665 | 39.63 | ADR | 33.5 | -29 | 2.66 | 46.79 | 54 | -7.21 | - | - | - | - | 314 | 125 | V |
| 1 | * 11.41967 | 32.66 | PK-U | 38 | -19.7 | 0 | 50.96 | - | - | 74 | -23.04 | - | - | 121 | 114 | H |
| | * 11.4209 | 19.63 | ADR | 38 | -19.7 | 2.66 | 40.59 | 54 | -13.41 | - | - | - | - | 121 | 114 | H |
| 4 | * 11.41967 | 38.53 | PK-U | 38 | -19.7 | 0 | 50.83 | - | - | 74 | -17.17 | - | - | 30 | 104 | V |
| | * 11.42119 | 25.16 | ADR | 38 | -19.7 | 2.66 | 46.12 | 54 | -7.88 | - | - | - | - | 30 | 104 | V |
| 6 | 17.12734 | 32.84 | PK-U | 41.7 | -18 | 0 | 56.54 | - | - | - | - | 68.2 | -11.66 | 70 | 111 | V |

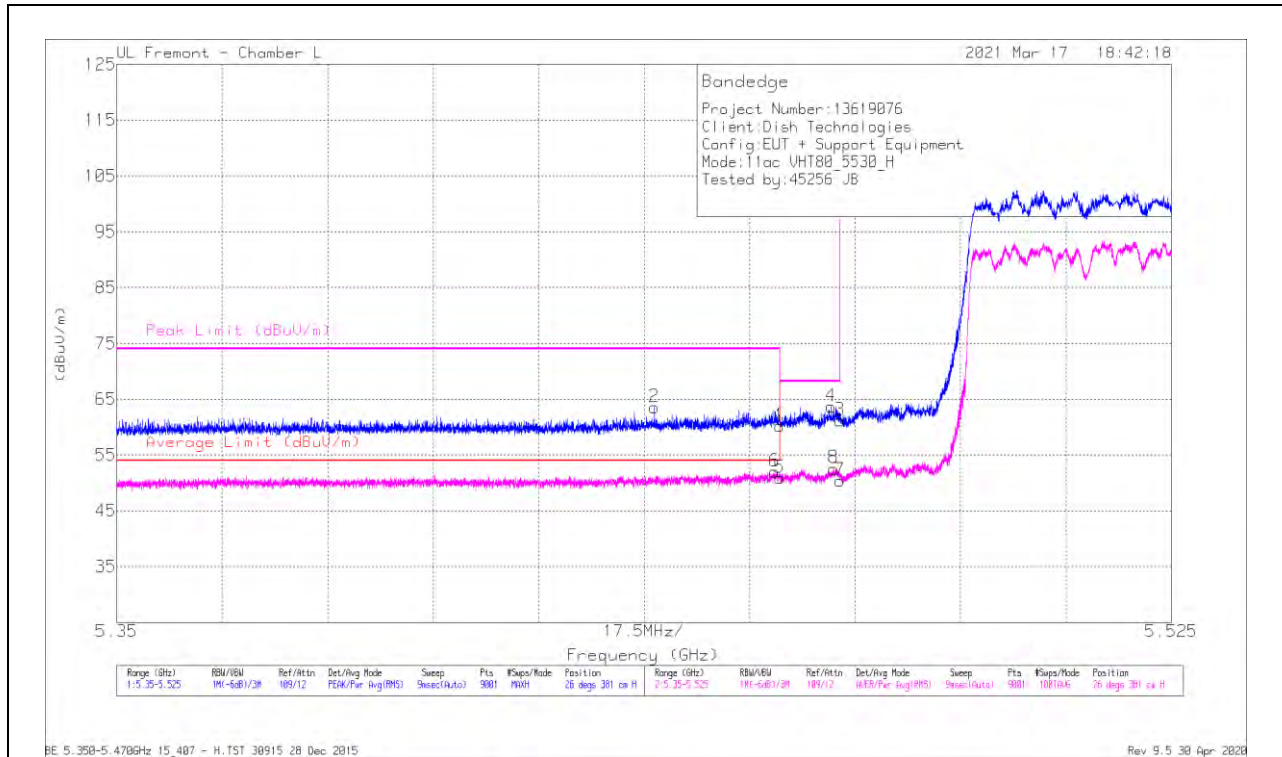
* - indicates frequency in CFR47 Pt 15 / IC RSS-Restricted Band
 PK-U - U-NII: Maximum Peak
 ADR - U-NII AD primary method, RMS average

10.1.9. TX ABOVE 1 GHz 802.11ac VHT80 MODE IN THE 5.6 GHz BAND

3TX Antenna 1 + Antenna 2 + Antenna 3 CDD MODE

BANDEDGE (LOW CHANNEL)

HORIZONTAL RESULT



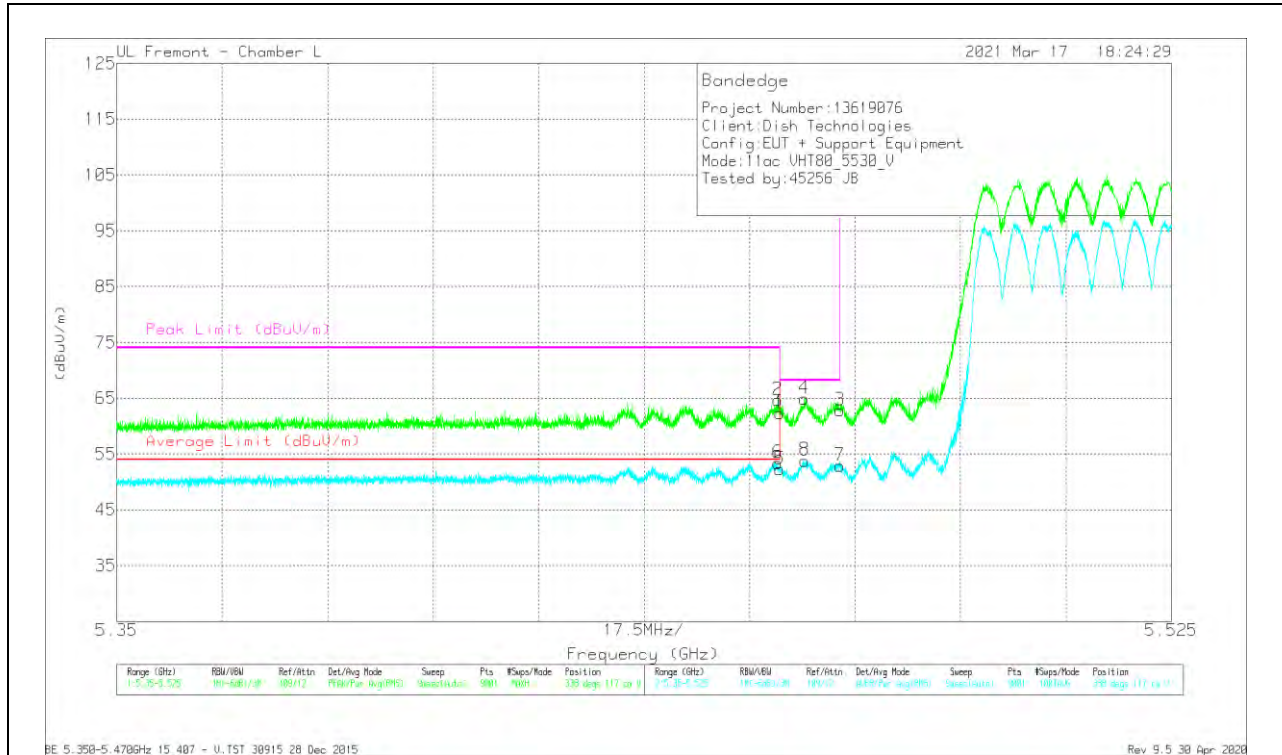
| Marker | Frequency (GHz) | Meter Reading (dBu/m) | Det | AF 344 (dBm) | Amp/Cbl/Ftr/Pad (dB) | DC Corr (dB) | Corrected Reading (dBu/m) | Average Limit (dBu/m) | Margin (dB) | Peak Limit (dBu/m) | PK Margin (dB) | Azimuth (Degs) | Height (cm) | Polarity |
|--------|-----------------|-----------------------|-----|--------------|----------------------|--------------|---------------------------|-----------------------|-------------|--------------------|----------------|----------------|-------------|----------|
| 1 | * 5.45999 | 32.9 | Pk | 34.6 | -7.3 | 0 | 60.2 | - | - | 74 | -13.8 | 26 | 381 | H |
| 2 | * 5.43921 | 36.23 | Pk | 34.6 | -7.2 | 0 | 63.63 | - | - | 74 | -10.37 | 26 | 381 | H |
| 3 | 5.46999 | 33.94 | Pk | 34.6 | -7.3 | 0 | 61.24 | - | - | 68.2 | -6.96 | 26 | 381 | H |
| 4 | 5.46853 | 36.38 | Pk | 34.6 | -7.3 | 0 | 63.68 | - | - | 68.2 | -4.52 | 26 | 381 | H |
| 5 | * 5.45999 | 22.69 | RMS | 34.6 | -7.3 | .96 | 50.95 | 54 | -3.05 | - | - | 26 | 381 | H |
| 6 | * 5.45592 | 23.77 | RMS | 34.6 | -7.3 | .96 | 52.03 | 54 | -1.97 | - | - | 26 | 381 | H |
| 7 | 5.46999 | 22.19 | RMS | 34.6 | -7.3 | .96 | 50.45 | - | - | - | - | 26 | 381 | H |
| 8 | 5.46898 | 24.33 | RMS | 34.6 | -7.3 | .96 | 52.59 | - | - | - | - | 26 | 381 | H |

* - indicates frequency in CFR47 Pt 15 / IC RSS-Restricted Band

Pk - Peak detector

RMS - RMS detection

VERTICAL RESULT

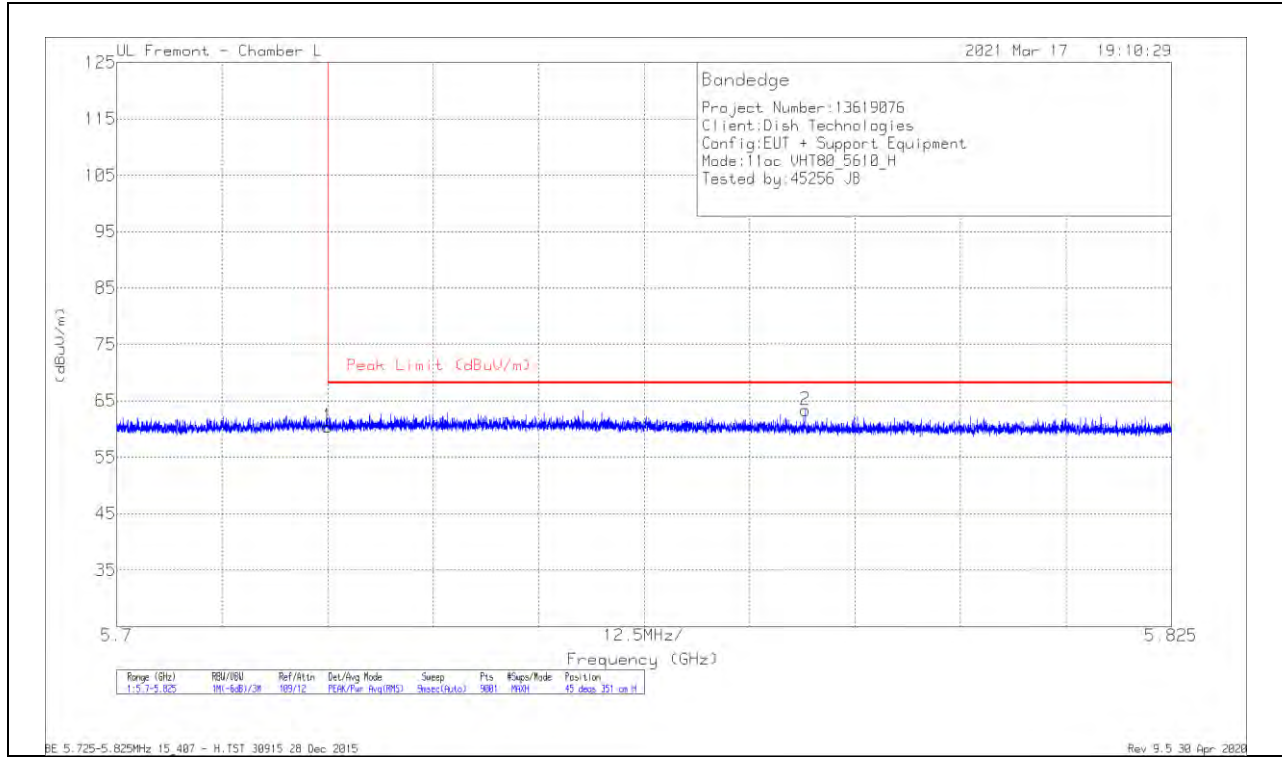


| Marker | Frequency (GHz) | Meter Reading (dBuV) | Det | AF 344 (dBm) | Amp/Cou/Pln/Pad (dB) | DC Corr (dB) | Corrected Reading (dBuV/m) | Average Limit (dBuV/m) | Margin (dB) | Peak Limit (dBuV/m) | PK Margin (dB) | Azimuth (Degs) | Height (cm) | Polarity |
|--------|-----------------|----------------------|-----|--------------|----------------------|--------------|----------------------------|------------------------|-------------|---------------------|----------------|----------------|-------------|----------|
| 1 | * 5.45999 | 35.02 | Pk | 34.6 | -7.3 | 0 | 62.32 | - | - | 74 | -11.68 | 338 | 117 | V |
| 2 | * 5.4597 | 37.43 | Pk | 34.6 | -7.3 | 0 | 64.73 | - | - | 74 | -9.27 | 338 | 117 | V |
| 3 | 5.46999 | 35.58 | Pk | 34.6 | -7.3 | 0 | 62.88 | - | - | 68.2 | -5.32 | 338 | 117 | V |
| 4 | 5.4641 | 37.77 | Pk | 34.5 | -7.3 | 0 | 64.97 | - | - | 68.2 | -3.23 | 338 | 117 | V |
| 5 | * 5.45999 | 24.06 | RMS | 34.6 | -7.3 | .96 | 52.32 | 54 | -1.68 | - | - | 338 | 117 | V |
| 6 | * 5.45968 | 25.19 | RMS | 34.6 | -7.3 | .96 | 53.45 | 54 | -55 | - | - | 338 | 117 | V |
| 7 | 5.46999 | 24.65 | RMS | 34.6 | -7.3 | .96 | 52.91 | - | - | - | - | 338 | 117 | V |
| 8 | 5.46418 | 25.67 | RMS | 34.5 | -7.3 | .96 | 53.83 | - | - | - | - | 338 | 117 | V |

* - indicates frequency in CFR47 Pt 15 / IC RSS-Restricted Band
 Pk - Peak detector
 RMS - RMS detection

BANDEDGE (HIGH CHANNEL)

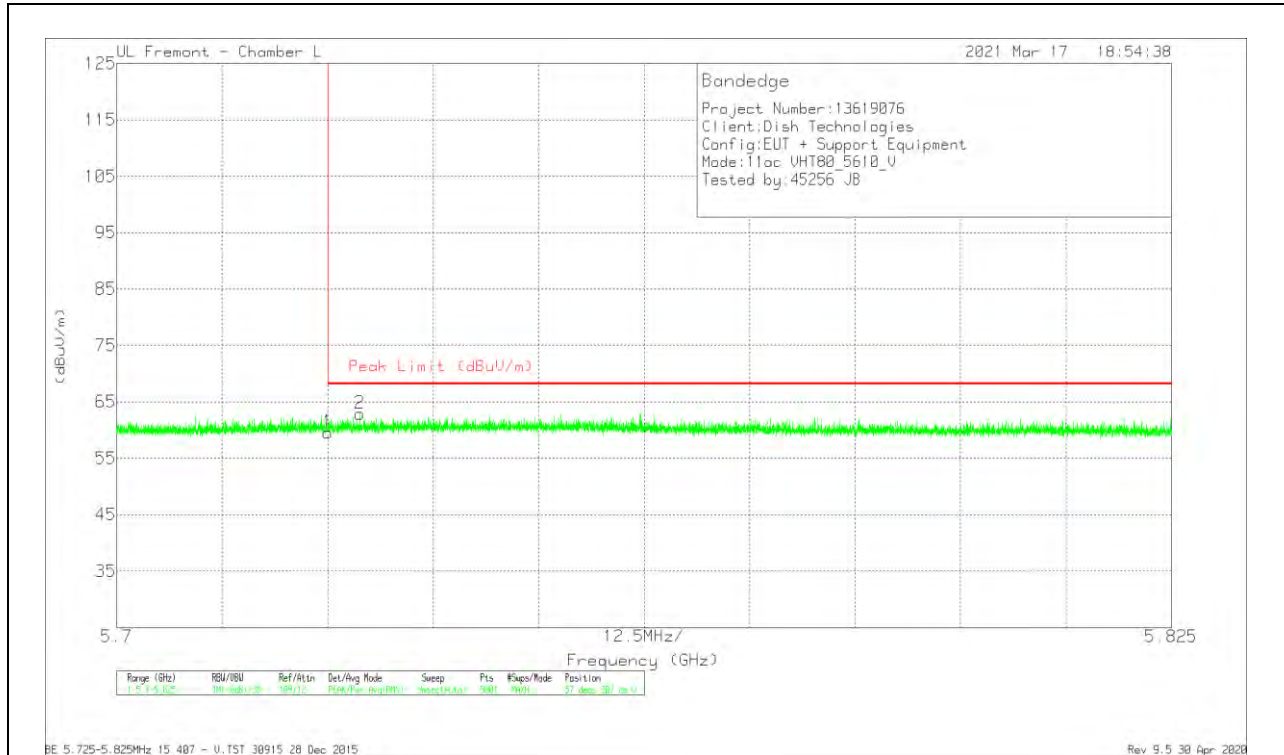
HORIZONTAL RESULT



| Marker | Frequency (GHz) | Meter Reading (dBuV) | Det | AF 344 (dB/m) | Amp/Cbl/Fitr/Pad (dB) | DC Corr (dB) | Corrected Reading (dBuV/m) | Peak Limit (dBuV/m) | PK Margin (dB) | Azimuth (Degs) | Height (cm) | Polarity |
|--------|-----------------|----------------------|-----|---------------|-----------------------|--------------|----------------------------|---------------------|----------------|----------------|-------------|----------|
| 1 | 5.725 | 32.51 | PK | 34.7 | -6.8 | 0 | 60.41 | 68.2 | -7.79 | 45 | 351 | H |
| 2 | 5.7816 | 35.39 | PK | 34.8 | -6.8 | 0 | 63.39 | 68.2 | -4.81 | 45 | 351 | H |

Pk - Peak detector

VERTICAL RESULT

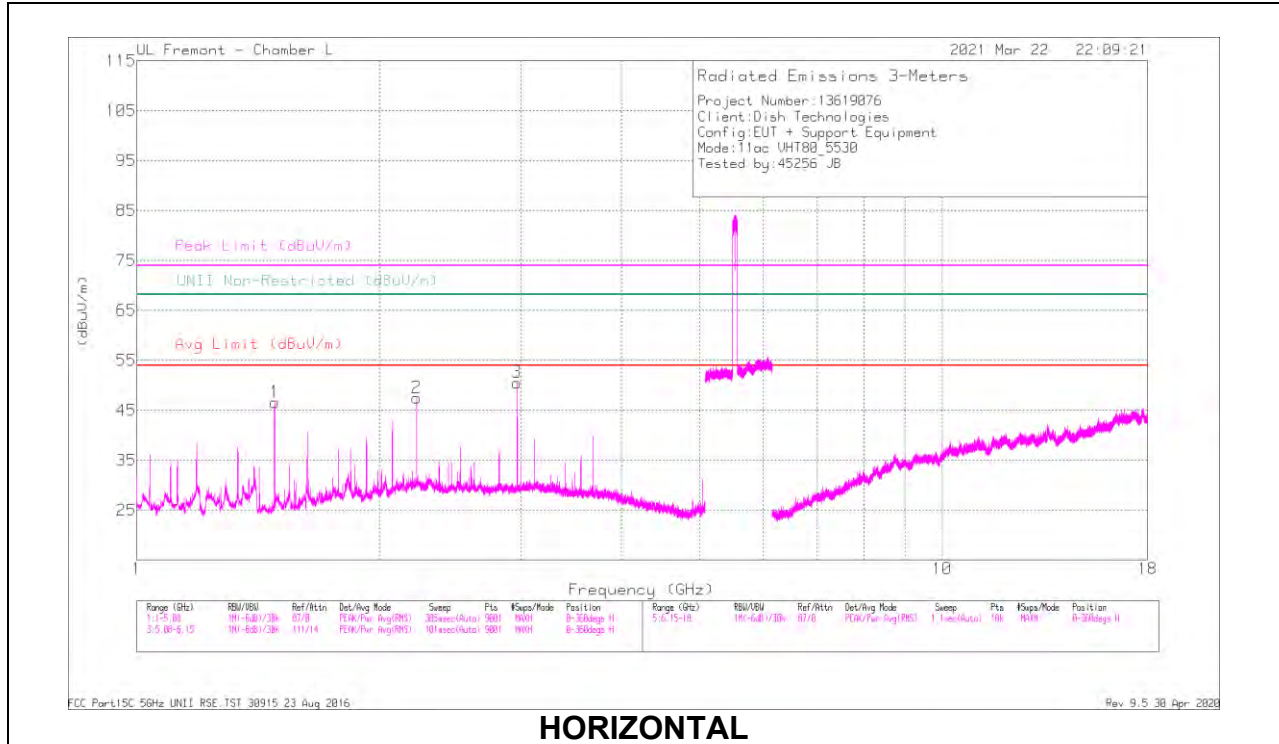


| Marker | Frequency (GHz) | Meter Reading (dBuV) | Det | AF 344 (dB/m) | Amp/Cbl/Fitr/Pad (dB) | DC Corr (dB) | Corrected Reading (dBuV/m) | Peak Limit (dBuV/m) | PK Margin (dB) | Azimuth (Degs) | Height (cm) | Polarity |
|--------|-----------------|----------------------|-----|---------------|-----------------------|--------------|----------------------------|---------------------|----------------|----------------|-------------|----------|
| 1 | 5.725 | 31.72 | Pk | 34.7 | -6.8 | 0 | 59.62 | 68.2 | -8.58 | 57 | 207 | V |
| 2 | 5.72881 | 34.94 | Pk | 34.7 | -6.7 | 0 | 62.94 | 68.2 | -5.26 | 57 | 207 | V |

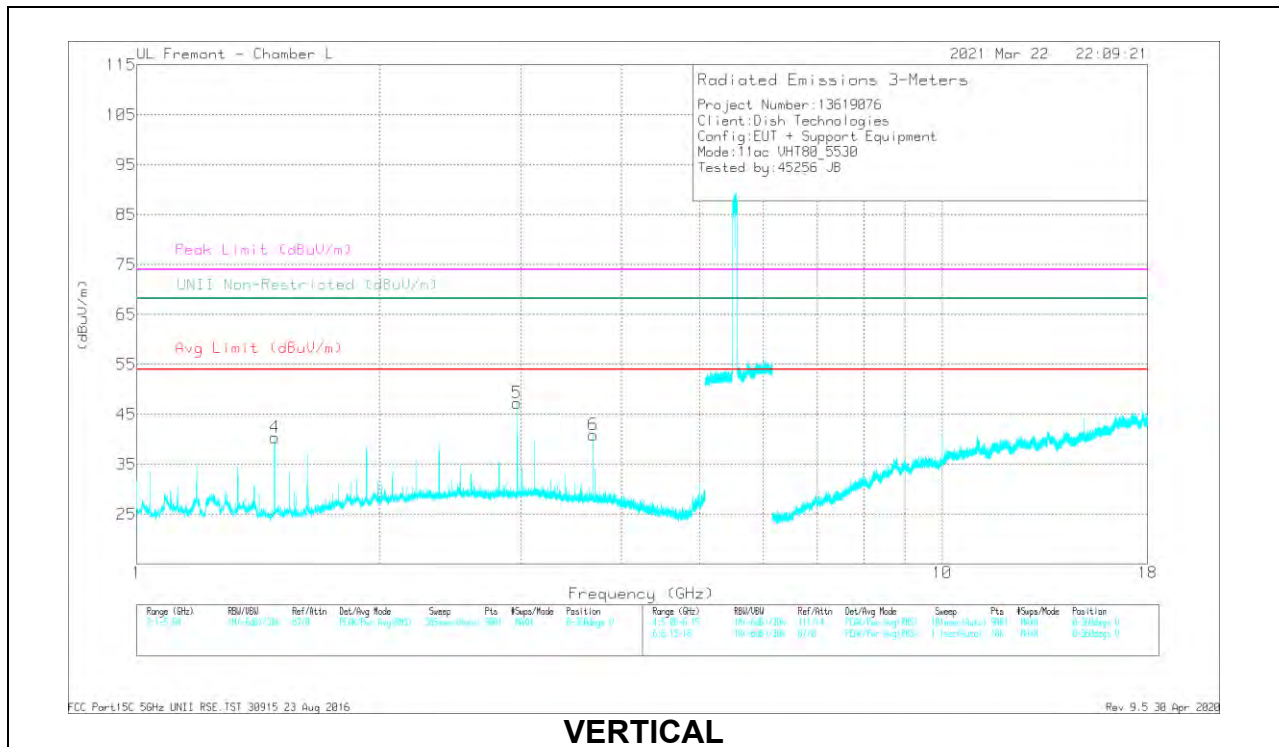
Pk - Peak detector

HARMONICS AND SPURIOUS EMISSIONS

LOW CHANNEL RESULTS



HORIZONTAL



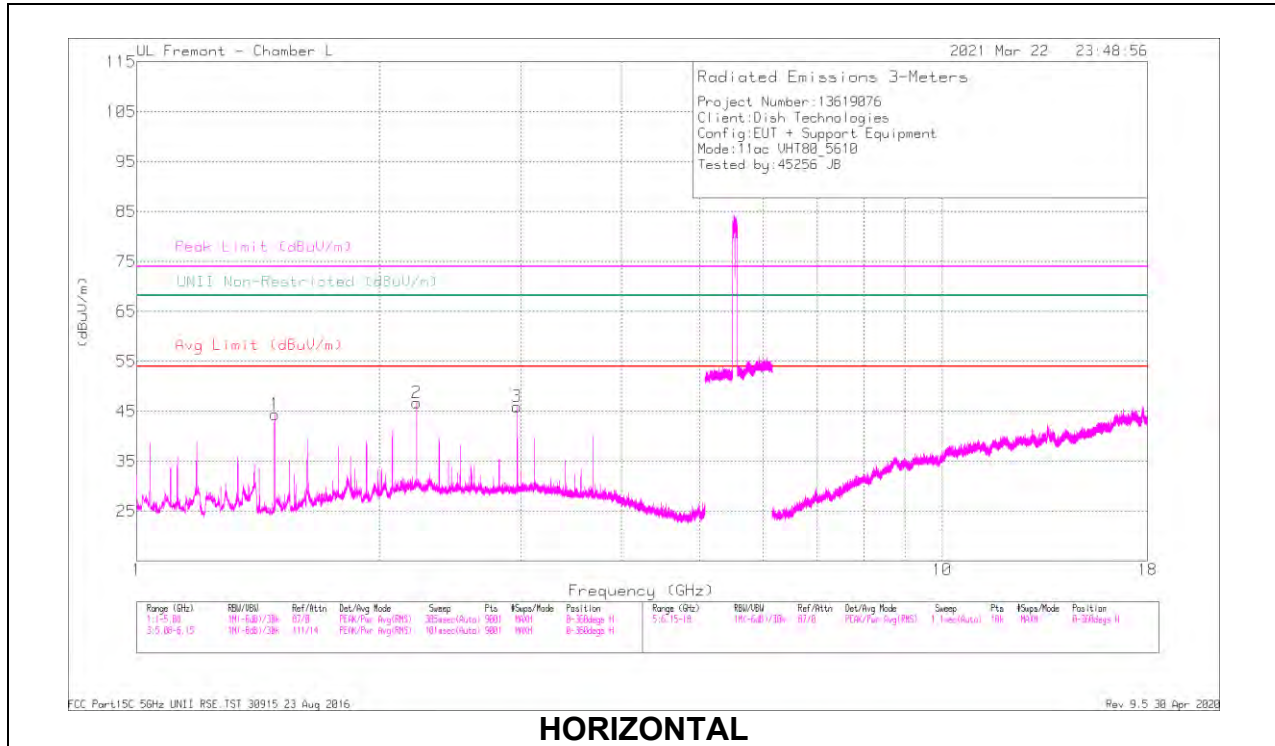
VERTICAL

RADIATED EMISSIONS

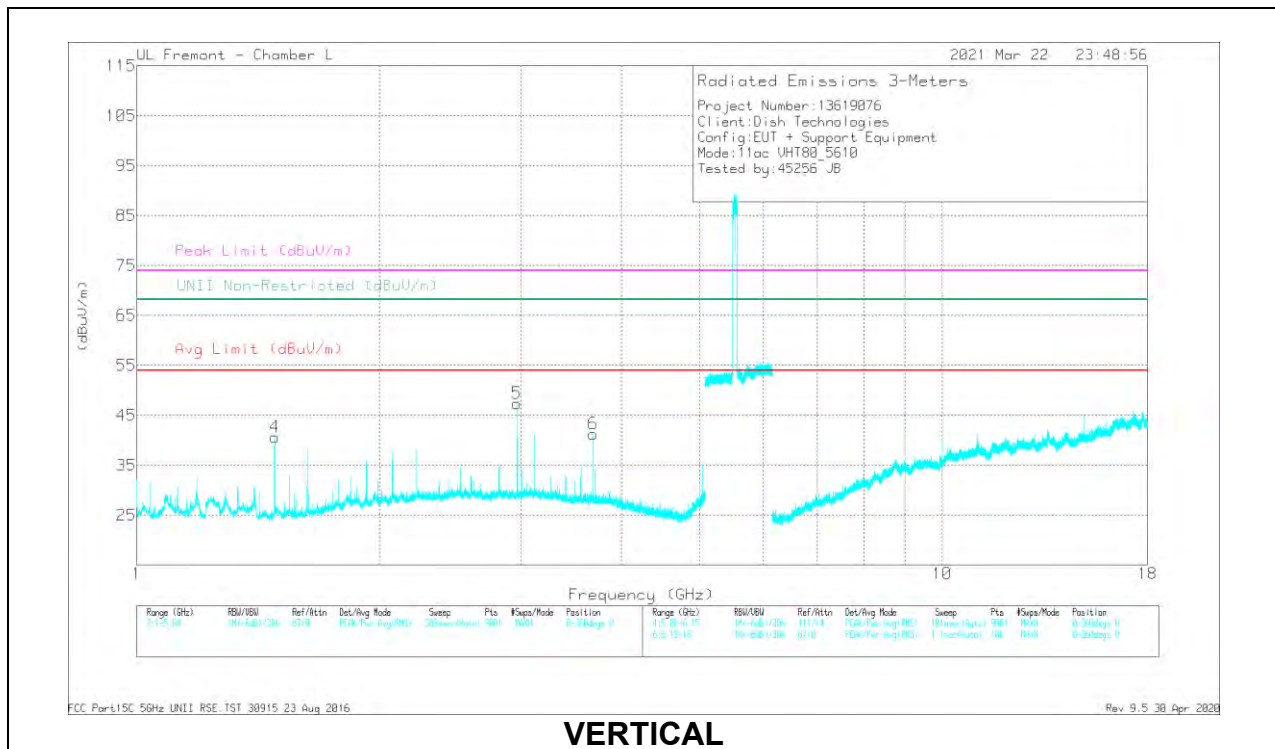
| Marker | Frequency (MHz) | Meas Reading (dBuV) | Det | AF 344 (dBm) | Amp/Corr/Freq/Pred (dB) | DC Corr (dB) | Corrected Reading (dBuV/m) | Avg Limit (dBuV/m) | Margin (dB) | Peak Limit (dBuV/m) | PK Margin (dB) | URI Non-Restricted (dBuV/m) | PK Margin (dB) | Azimuth (Deg) | Height (m) | Polarity |
|--------|-----------------|---------------------|------|--------------|-------------------------|--------------|----------------------------|--------------------|-------------|---------------------|----------------|-----------------------------|----------------|---------------|------------|----------|
| 1 | * 1.4835 | 52.21 | PK-U | 28.2 | -32.8 | 0 | 51.61 | - | - | 74 | -22.39 | - | - | 292 | 111 | H |
| | * 1.48351 | 47.72 | ADR | 28.2 | -32.8 | .96 | 44.08 | 54 | -9.92 | - | - | - | - | 292 | 111 | H |
| 2 | * 2.22519 | 48.34 | PK-U | 31.7 | -31.3 | 0 | 48.74 | - | - | 74 | -25.26 | - | - | 15 | 101 | H |
| | * 2.22526 | 35.44 | ADR | 31.7 | -31.3 | .96 | 36.8 | 54 | -17.2 | - | - | - | - | 15 | 101 | H |
| 3 | 2.98702 | 49.19 | PK-U | 32.6 | -30.1 | 0 | 51.69 | - | - | 74 | - | 68.2 | -16.51 | 299 | 106 | H |
| | * 1.48352 | 50.25 | PK-U | 28.2 | -32.8 | 0 | 45.65 | - | - | 74 | -28.35 | - | - | 197 | 221 | V |
| 4 | * 1.48351 | 40.66 | ADR | 28.2 | -32.8 | .96 | 37.02 | 54 | -16.98 | - | - | - | - | 197 | 221 | V |
| | * 3.68668 | 38.84 | PK-U | 33.1 | -28.3 | 0 | 43.64 | - | - | 74 | -30.36 | - | - | 197 | 115 | V |
| 5 | * 3.68667 | 36.04 | ADR | 33.1 | -28.3 | .96 | 41.8 | 54 | -12.2 | - | - | - | - | 197 | 115 | V |
| | 2.98703 | 51.32 | PK-U | 32.6 | -30.1 | 0 | 53.82 | - | - | - | - | 68.2 | -14.38 | 198 | 101 | V |

* - indicates frequency in CFR47 Pt 15 / IC RSS-Restricted Band
 PK-U - U-NII: Maximum Peak
 ADR - U-NII AD primary method, RMS average

HIGH CHANNEL RESULTS



HORIZONTAL



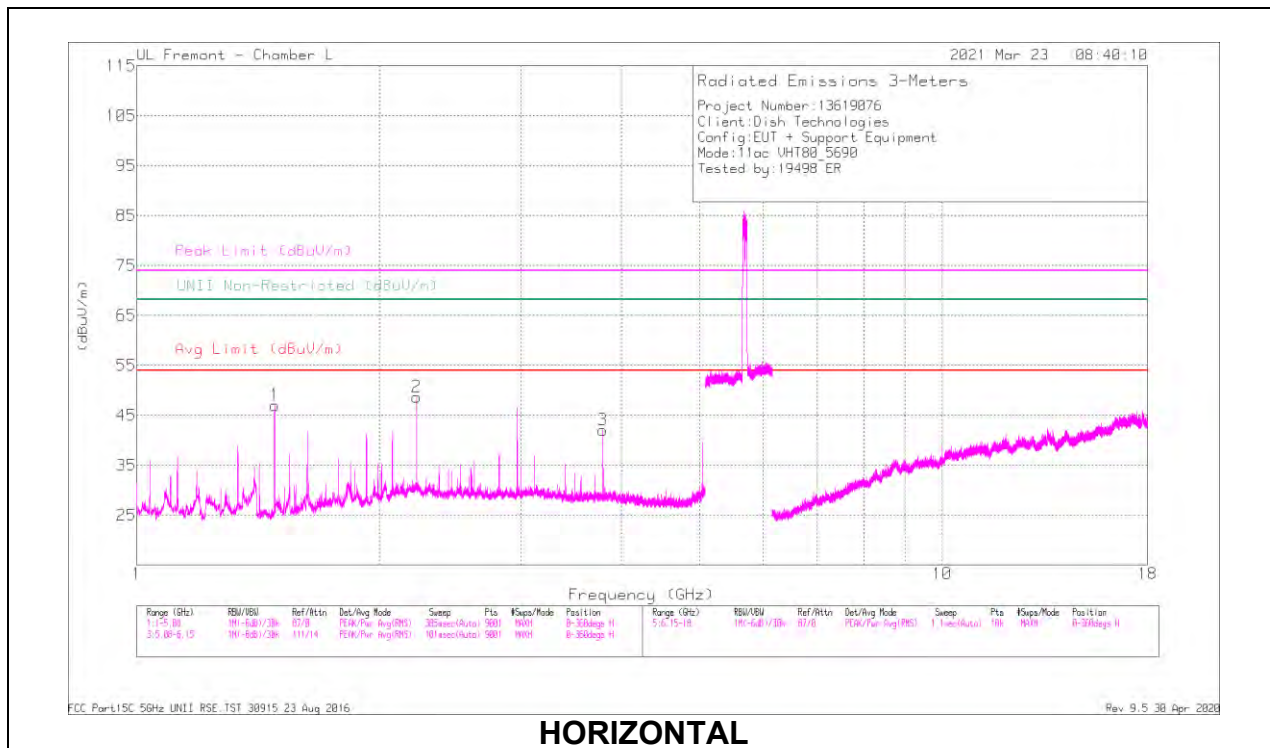
VERTICAL

RADIATED EMISSIONS

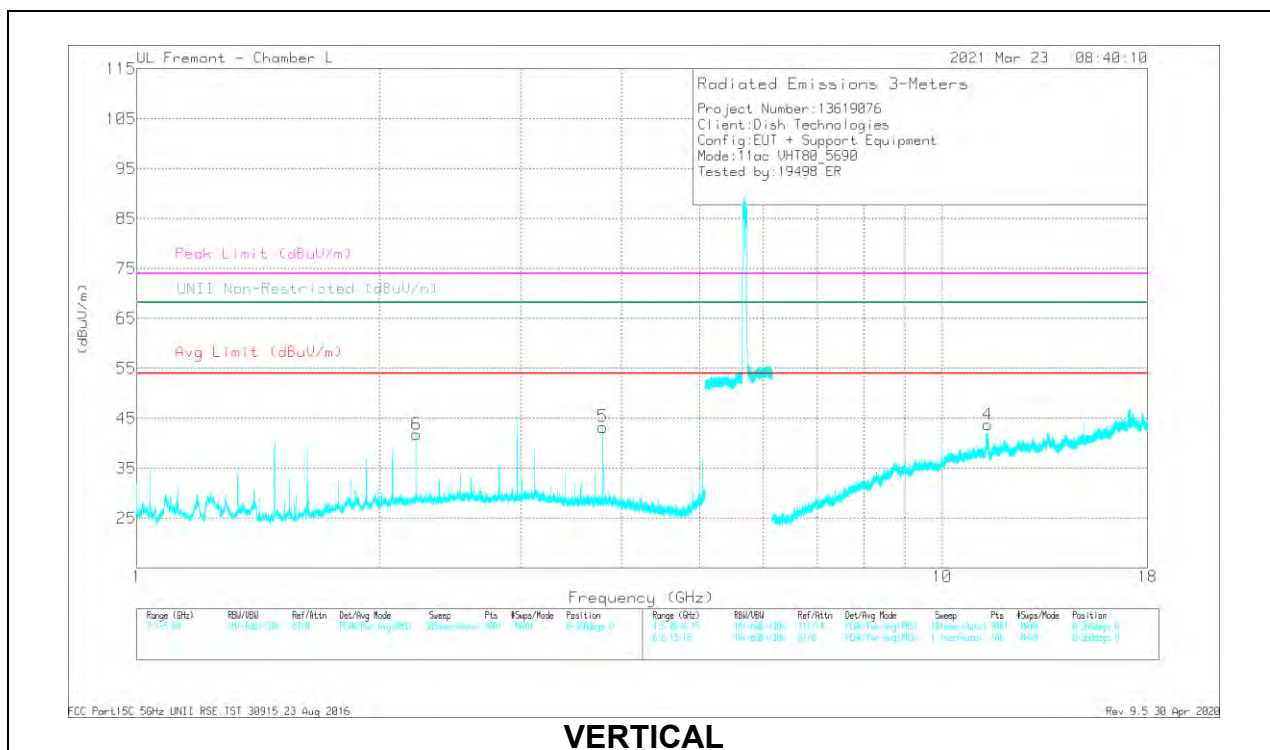
| Marker | Frequency (MHz) | Meas Reading (dBuV) | Det | AF 344 (dBm) | Amp/Corr/Freq/Pred (dB) | DC Corr (dB) | Corrected Reading (dBuV/m) | Avg Limit (dBuV/m) | Margin (dB) | Peak Limit (dBuV/m) | PK Margin (dB) | URI Non-Restricted (dBuV/m) | PK Margin (dB) | Altitude (Feet) | Height (m) | Polarity |
|--------|-----------------|---------------------|------|--------------|-------------------------|--------------|----------------------------|--------------------|-------------|---------------------|----------------|-----------------------------|----------------|-----------------|------------|----------|
| 1 | * 1.4835 | 57.42 | PK-U | 28.2 | -32.8 | 0 | 52.82 | - | - | 74 | -21.18 | - | - | 255 | 180 | H |
| | * 1.48351 | 48.46 | ADR | 28.2 | -32.8 | .96 | 44.82 | 54 | -9.18 | - | - | - | - | 255 | 180 | H |
| 2 | * 2.22526 | 48.4 | PK-U | 31.7 | -31.3 | 0 | 48.8 | - | - | 74 | -25.2 | - | - | 360 | 104 | H |
| | * 2.22527 | 35.98 | ADR | 31.7 | -31.3 | .96 | 37.34 | 54 | -16.66 | - | - | - | - | 360 | 104 | H |
| 3 | 2.98702 | 48.79 | PK-U | 32.6 | -30.1 | 0 | 51.39 | - | - | - | - | 68.2 | - | 270 | 104 | H |
| | * 1.4835 | 52.19 | PK-U | 28.2 | -32.8 | 0 | 47.59 | - | - | 74 | -26.41 | - | - | 264 | 101 | V |
| 4 | * 1.4835 | 43.38 | ADR | 28.2 | -32.8 | .96 | 39.74 | 54 | -14.26 | - | - | - | - | 264 | 101 | V |
| | * 3.68668 | 38.63 | PK-U | 33.1 | -28.3 | 0 | 43.43 | - | - | 74 | -30.57 | - | - | 196 | 108 | V |
| 5 | * 3.68667 | 35.89 | ADR | 33.1 | -28.3 | .96 | 41.64 | 54 | -12.36 | - | - | - | - | 196 | 108 | V |
| | 2.98703 | 51.34 | PK-U | 32.6 | -30.1 | 0 | 53.84 | - | - | - | - | 68.2 | -14.38 | 201 | 103 | V |

* - indicates frequency in CFR47 Pt 15 / IC RSS-Restricted Band
 PK-U - U-NII: Maximum Peak
 ADR - U-NII AD primary method, RMS average

CHANNEL 138 RESULTS



HORIZONTAL



VERTICAL

RADIATED EMISSIONS

| Marker | Frequency (MHz) | Meas Reading (dBm) | Det | AF 344 (dBm) | AmpCoeffInPad (dB) | DC Corr (dB) | Corrected Reading (dBm) | Avg Limit (dBm) | Margin (dB) | Peak Limit (dBm) | PK Margin (dB) | UNI Non-Restricted (dBm) | PK Margin (dB) | Altitude (Degs) | Height (m) | Polarity |
|--------|-----------------|--------------------|------|--------------|--------------------|--------------|-------------------------|-----------------|-------------|------------------|----------------|--------------------------|----------------|-----------------|------------|----------|
| 1 | * 1.48251 | 57.09 | PK-U | 28.2 | -32.8 | 0 | 52.49 | - | - | 74 | -21.51 | - | - | 249 | 225 | H |
| | * 1.48351 | 48.8 | ADR | 28.2 | -32.8 | 96 | 45.16 | 54 | -8.84 | - | - | - | - | 249 | 225 | H |
| 2 | * 2.22529 | 50.32 | PK-U | 31.7 | -31.3 | 0 | 50.72 | - | - | 74 | -23.28 | - | - | 15 | 108 | H |
| | * 2.22525 | 40.8 | ADR | 31.7 | -31.3 | 96 | 42.16 | 54 | -11.84 | - | - | - | - | 15 | 108 | H |
| 3 | * 3.79338 | 40.28 | PK-U | 33.5 | -29.1 | 0 | 41.68 | - | - | 74 | -29.32 | - | - | 107 | 115 | H |
| | * 3.79333 | 36.83 | ADR | 33.5 | -29.1 | 96 | 42.19 | 54 | -11.81 | - | - | - | - | 107 | 115 | H |
| 5 | * 3.79333 | 40.6 | PK-U | 33.5 | -29.1 | 0 | 45 | - | - | 74 | -29 | - | - | 310 | 113 | V |
| | * 3.79333 | 38.45 | ADR | 33.5 | -29.1 | 96 | 43.81 | 54 | -10.19 | - | - | - | - | 310 | 113 | V |
| 6 | * 2.22525 | 43.92 | PK-U | 31.7 | -31.3 | 0 | 41.32 | - | - | 74 | -29.68 | - | - | 360 | 203 | V |
| | * 2.22526 | 31.84 | ADR | 31.7 | -31.3 | 96 | 33.2 | 54 | -20.8 | - | - | - | - | 360 | 203 | V |
| 4 | * 11.38881 | 34.62 | PK-U | 38 | -19.2 | 0 | 53.42 | - | - | 74 | -20.58 | - | - | 207 | 107 | V |
| | * 11.39452 | 21.44 | ADR | 38 | -19.2 | 96 | 41.2 | 54 | -12.8 | - | - | - | - | 207 | 107 | V |

* - indicates frequency in CFR47 Pt 15 / IC RSS-Restricted Band

PK-U - U-NII: Maximum Peak

ADR - U-NII AD primary method, RMS average

10.1.10. TX ABOVE 1 GHz 802.11n HT20 MODE IN THE 5.8 GHz BAND

3TX Antenna 1 + Antenna 2 + Antenna 3 CDD MODE

BANDEDGE (LOW CHANNEL)

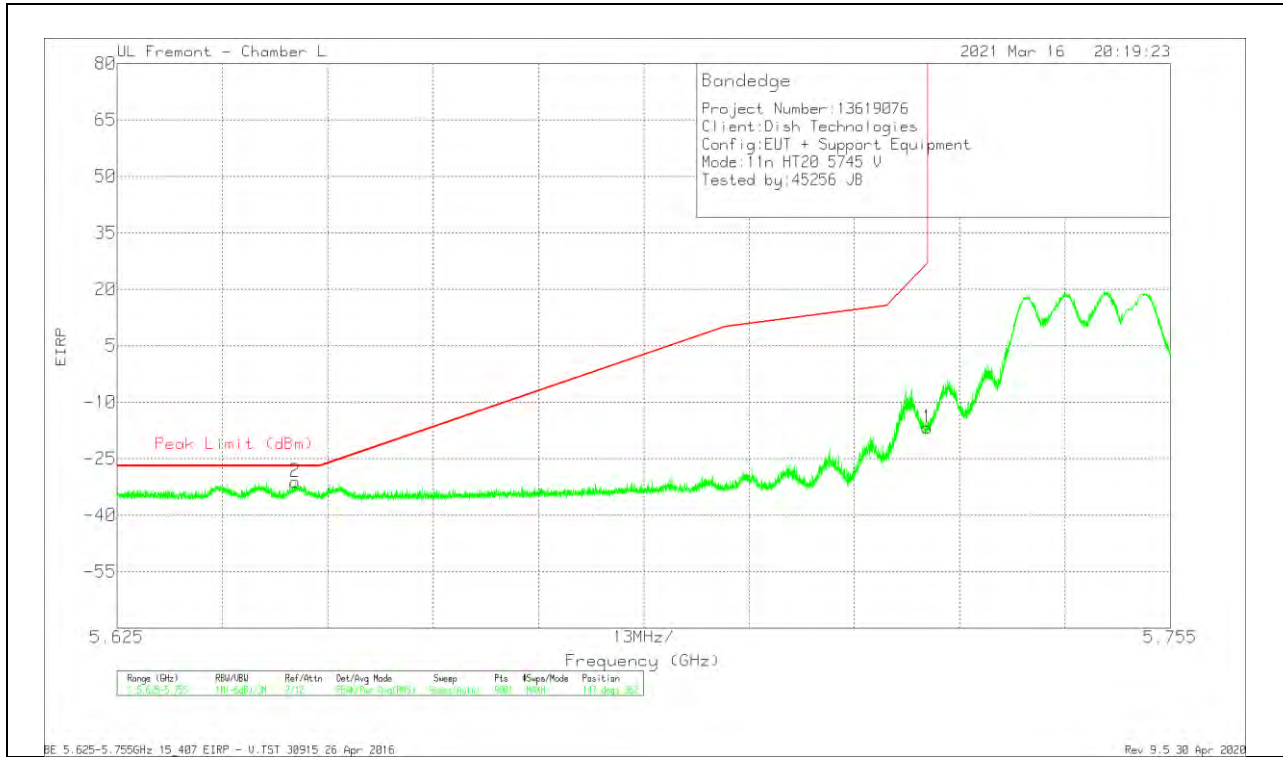
HORIZONTAL RESULT



| Marker | Frequency (GHz) | Meter Reading (dBm) | Det | AF 344 (dB/m) | Amp/Cbl/Filtr/Pad (dB) | Conversion Factor (dB) | DC Corr (dB) | Corrected Reading EIRP | Peak Limit (dBm) | PK Margin (dB) | Azimuth (Degs) | Height (cm) | Polarity |
|--------|-----------------|---------------------|-----|---------------|------------------------|------------------------|--------------|------------------------|------------------|----------------|----------------|-------------|----------|
| 1 | 5.725 | -53.78 | Pk | 34.7 | -6.8 | 11.8 | 0 | -14.08 | 26.99 | -41.07 | 15 | 363 | H |
| 2 | 5.64222 | -72.47 | Pk | 34.8 | -6.7 | 11.8 | 0 | -32.57 | -27 | -5.57 | 15 | 363 | H |

Pk - Peak detector

VERTICAL RESULT

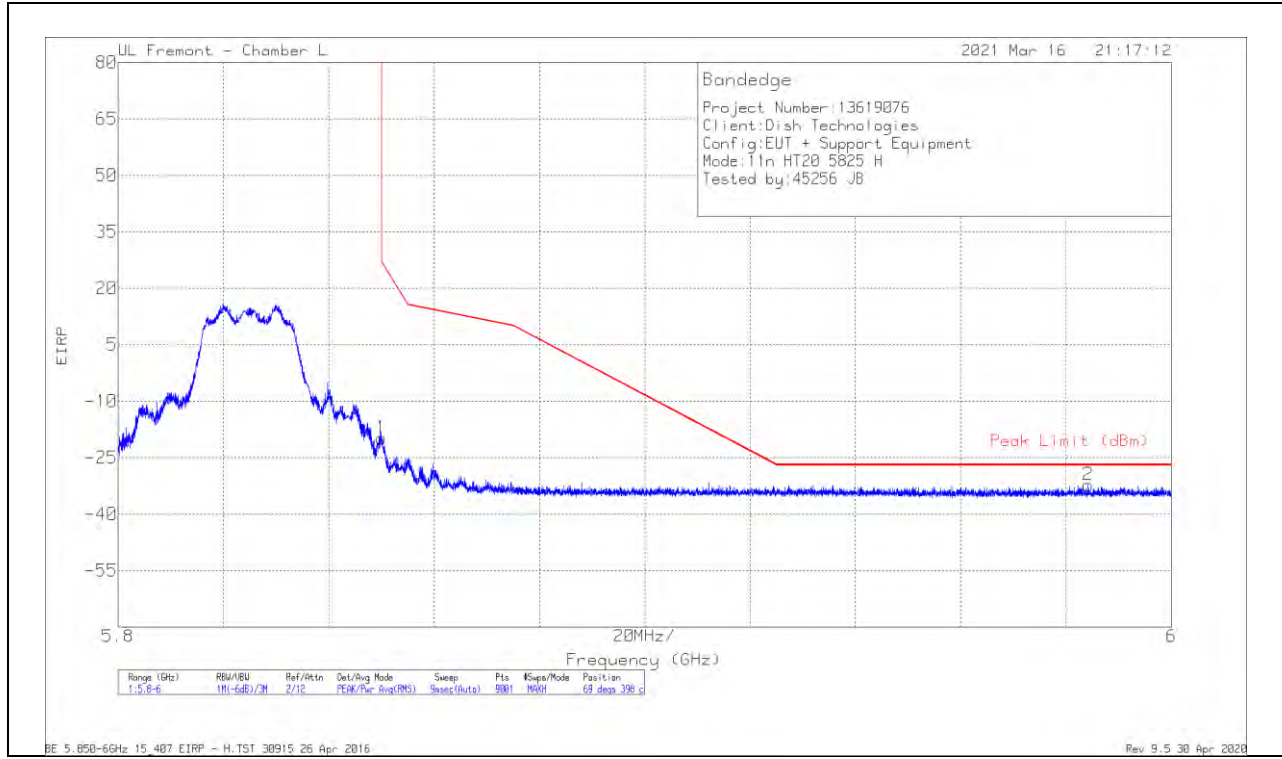


| Marker | Frequency (GHz) | Meter Reading (dBm) | Det | AF 344 (dB/m) | Amp/Cbi/Fit/rp ad (dB) | Conversion Factor (dB) | DC Corr (dB) | Corrected Reading EIRP | Peak Limit (dBm) | PK Margin (dB) | Azimuth (Degs) | Height (cm) | Polarity |
|--------|-----------------|---------------------|-----|---------------|------------------------|------------------------|--------------|------------------------|------------------|----------------|----------------|-------------|----------|
| 1 | 5.725 | -56.42 | Pk | 34.7 | -6.8 | 11.8 | 0 | -16.72 | 26.99 | -43.71 | 147 | 362 | V |
| 2 | 5.64697 | -70.9 | Pk | 34.7 | -6.7 | 11.8 | 0 | -31.1 | -27 | -4.1 | 147 | 362 | V |

Pk - Peak detector

BANDEDGE (HIGH CHANNEL)

HORIZONTAL RESULT



| Marker | Frequency (GHz) | Meter Reading (dBm) | Det | AF 344 (dB/m) | Amp/Cbl/Filtr/Pad (dB) | Conversion Factor (dB) | DC Corr (dB) | Corrected Reading EIRP | Peak Limit (dBm) | PK Margin (dB) | Azimuth (Degs) | Height (cm) | Polarity |
|--------|-----------------|---------------------|-----|---------------|------------------------|------------------------|--------------|------------------------|------------------|----------------|----------------|-------------|----------|
| 1 | 5.85002 | -59.86 | Pk | 35 | -6.8 | 11.8 | 0 | -19.86 | 26.95 | -46.81 | 69 | 398 | H |
| 2 | 5.9842 | -73.03 | Pk | 35.2 | -6.3 | 11.8 | 0 | -32.33 | -27 | -5.33 | 69 | 398 | H |

Pk - Peak detector

VERTICAL RESULT

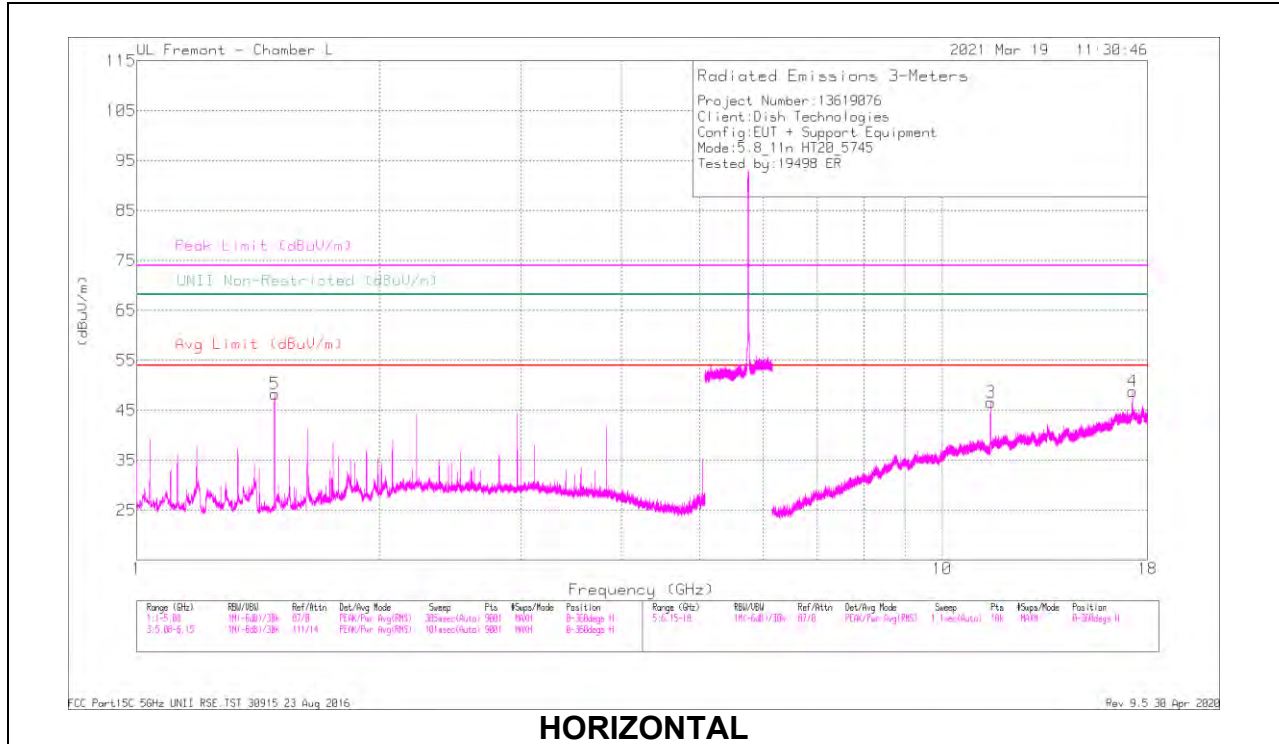


| Marker | Frequency (GHz) | Meter Reading (dBm) | Det | AF 344 (dB/m) | Amp/Cbi/F/tr/P ad (dB) | Conversion Factor (dB) | DC Corr (dB) | Corrected Reading EIRP | Peak Limit (dBm) | PK Margin (dB) | Azimuth (Degs) | Height (cm) | Polarity |
|--------|-----------------|---------------------|-----|---------------|------------------------|------------------------|--------------|------------------------|------------------|----------------|----------------|-------------|----------|
| 1 | 5.85002 | -57.42 | Pk | 35 | -6.8 | 11.8 | 0 | -17.42 | 26.95 | -44.37 | 108 | 362 | V |
| 2 | 5.95464 | -72.5 | Pk | 35.2 | -6.5 | 11.8 | 0 | -32 | -27 | -5 | 108 | 362 | V |

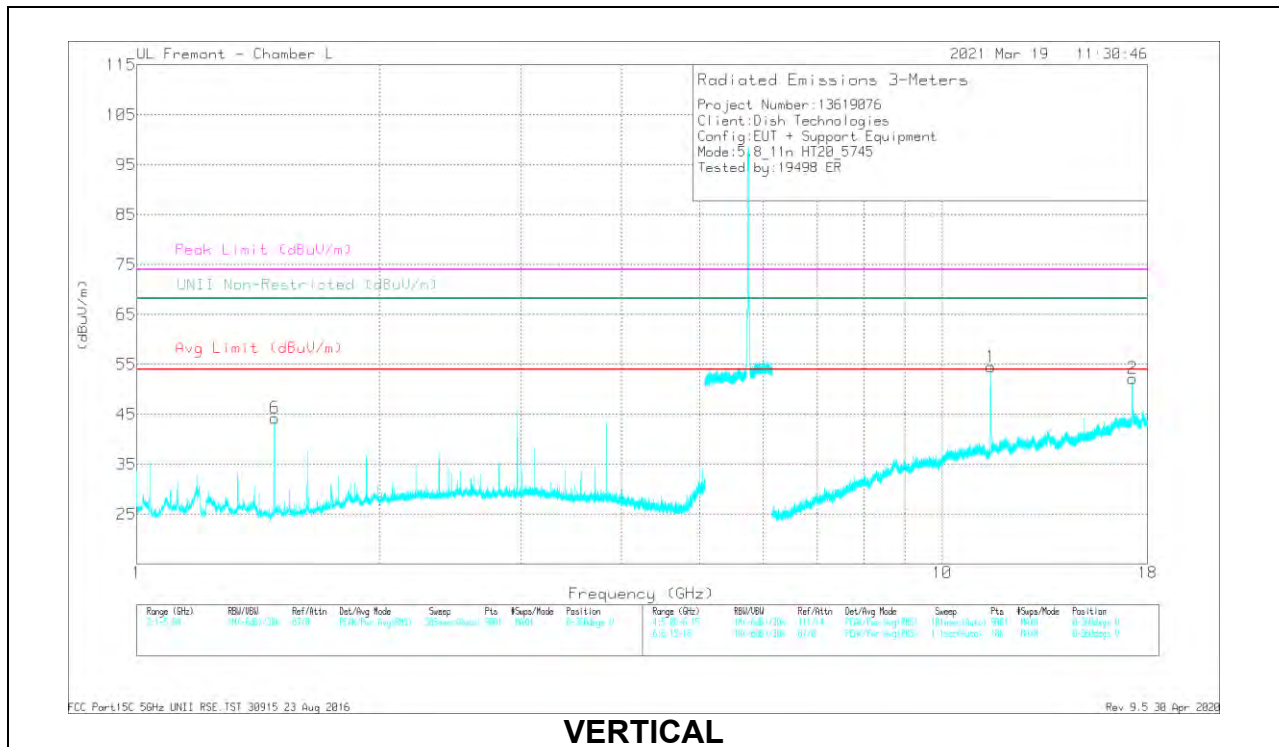
Pk - Peak detector

HARMONICS AND SPURIOUS EMISSIONS

LOW CHANNEL RESULTS



HORIZONTAL



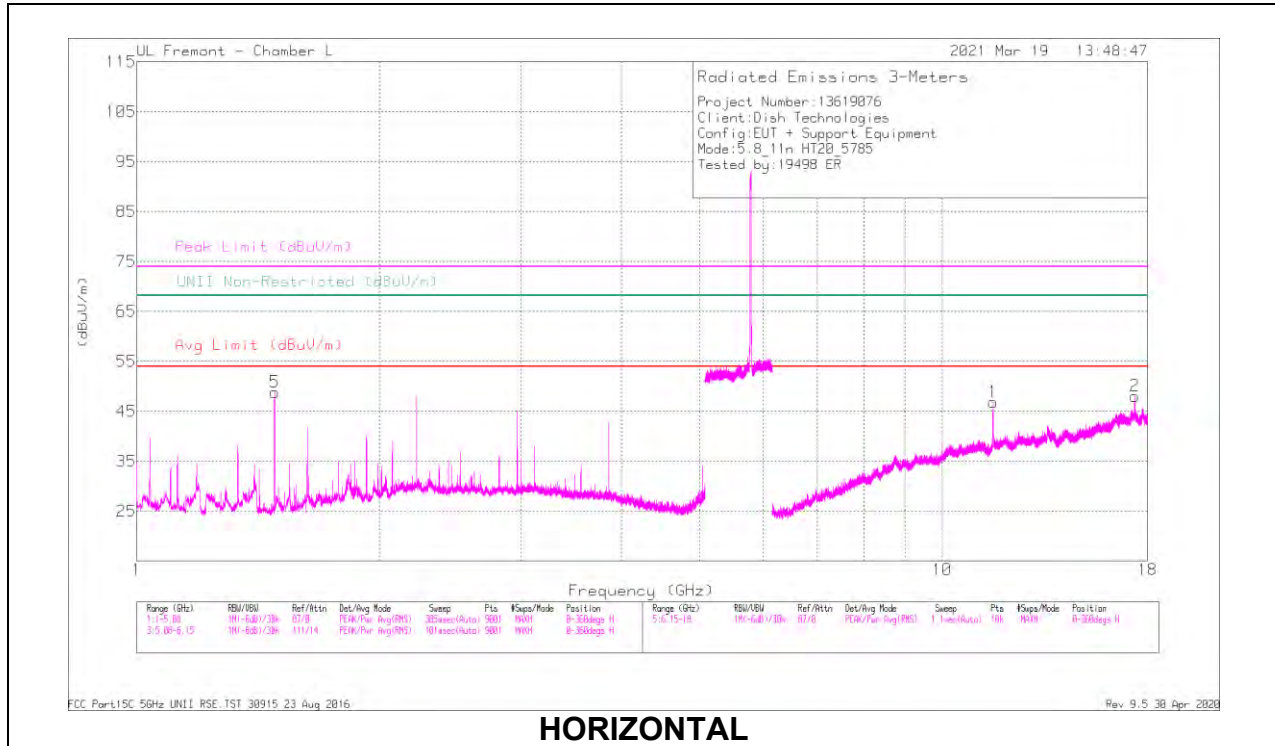
VERTICAL

RADIATED EMISSIONS

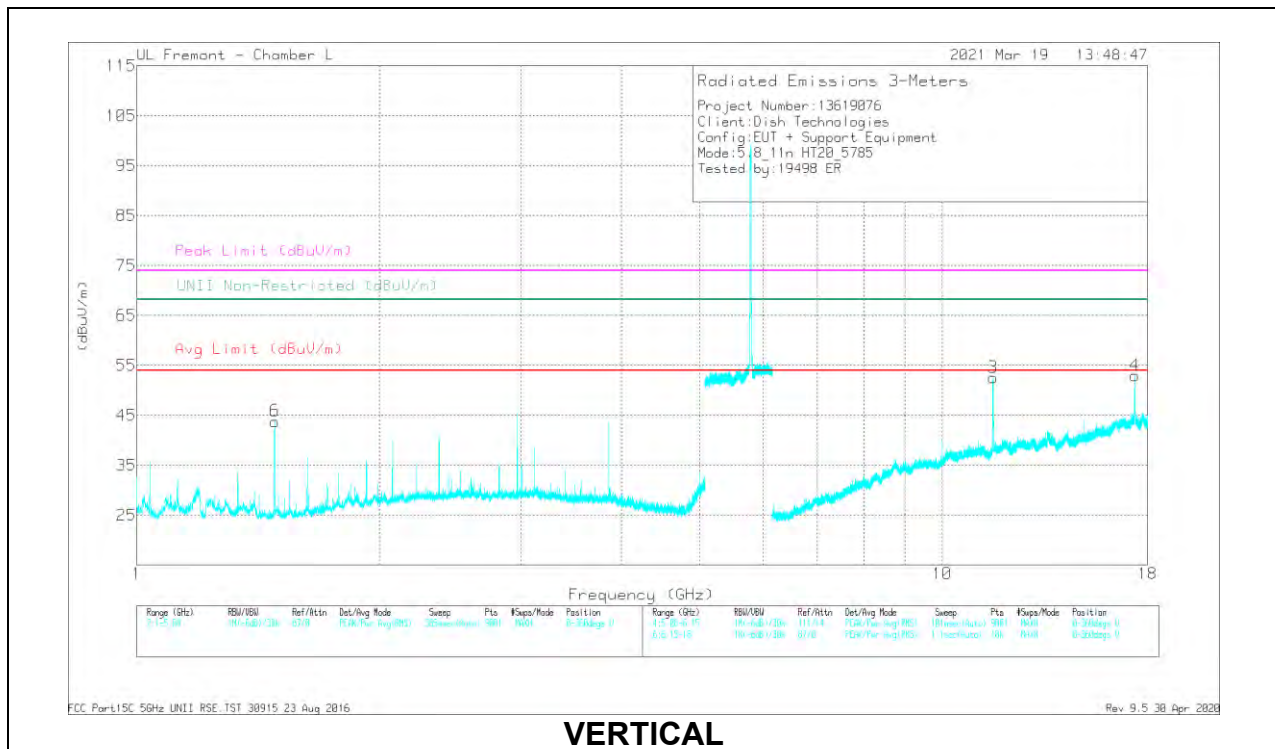
| Marker | Frequency (MHz) | Meas Reading (dBuV) | Det | AF 344 (dBm) | AmpCoffin/Psd (dB) | DC Corr (dB) | Corrected Reading (dBuV/m) | Avg Limit (dBuV/m) | Margin (dB) | Peak Limit (dBuV/m) | PK Margin (dB) | UNI Non-Restricted (dBuV/m) | PK Margin (dB) | Altitude (Feet) | Height (m) | Polarity |
|--------|-----------------|---------------------|------|--------------|--------------------|--------------|----------------------------|--------------------|-------------|---------------------|----------------|-----------------------------|----------------|-----------------|------------|----------|
| 5 | * 1.48352 | 50.44 | PK-U | 28.2 | -32.8 | 0 | 51.84 | - | - | 74 | -22.16 | - | - | 258 | 186 | H |
| | * 1.48351 | 47.13 | ADR | 28.2 | -32.8 | 2.3 | 44.83 | 54 | -9.17 | - | - | - | - | 258 | 186 | H |
| 6 | * 1.48354 | 51.45 | PK-U | 28.2 | -32.8 | 0 | 46.85 | - | - | 74 | -27.15 | - | - | 236 | 287 | V |
| | * 1.48351 | 42.13 | ADR | 28.2 | -32.8 | 2.3 | 39.83 | 54 | -14.17 | - | - | - | - | 236 | 287 | V |
| 3 | * 11.49364 | 38.35 | PK-U | 38.1 | -19.9 | 0 | 38.55 | - | - | 74 | -17.45 | - | - | 284 | 107 | H |
| | * 11.4911 | 25.8 | ADR | 38.1 | -19.9 | 2.3 | 46.3 | 54 | -7.7 | - | - | - | - | 284 | 107 | H |
| 4 | 17.24245 | 34.33 | PK-U | 41.6 | -16.9 | 0 | 59.03 | - | - | - | - | 68.2 | -9.17 | 97 | 110 | H |
| 1 | * 11.49102 | 44.57 | PK-U | 38.1 | -19.9 | 0 | 62.77 | - | - | 74 | -11.23 | - | - | 24 | 109 | V |
| | * 11.49103 | 31.54 | ADR | 38.1 | -19.9 | 2.3 | 52.04 | 54 | -1.98 | - | - | - | - | 24 | 109 | V |
| 2 | 17.2415 | 39.4 | PK-U | 41.6 | -16.9 | 0 | 64.1 | - | - | - | - | 68.2 | -4.1 | 43 | 117 | V |

* - indicates frequency in CFR47 Pt 15 / IC RSS-Restricted Band
 PK-U - U-NII: Maximum Peak
 ADR - U-NII AD primary method, RMS average

MID CHANNEL RESULTS



HORIZONTAL



VERTICAL

RADIATED EMISSIONS

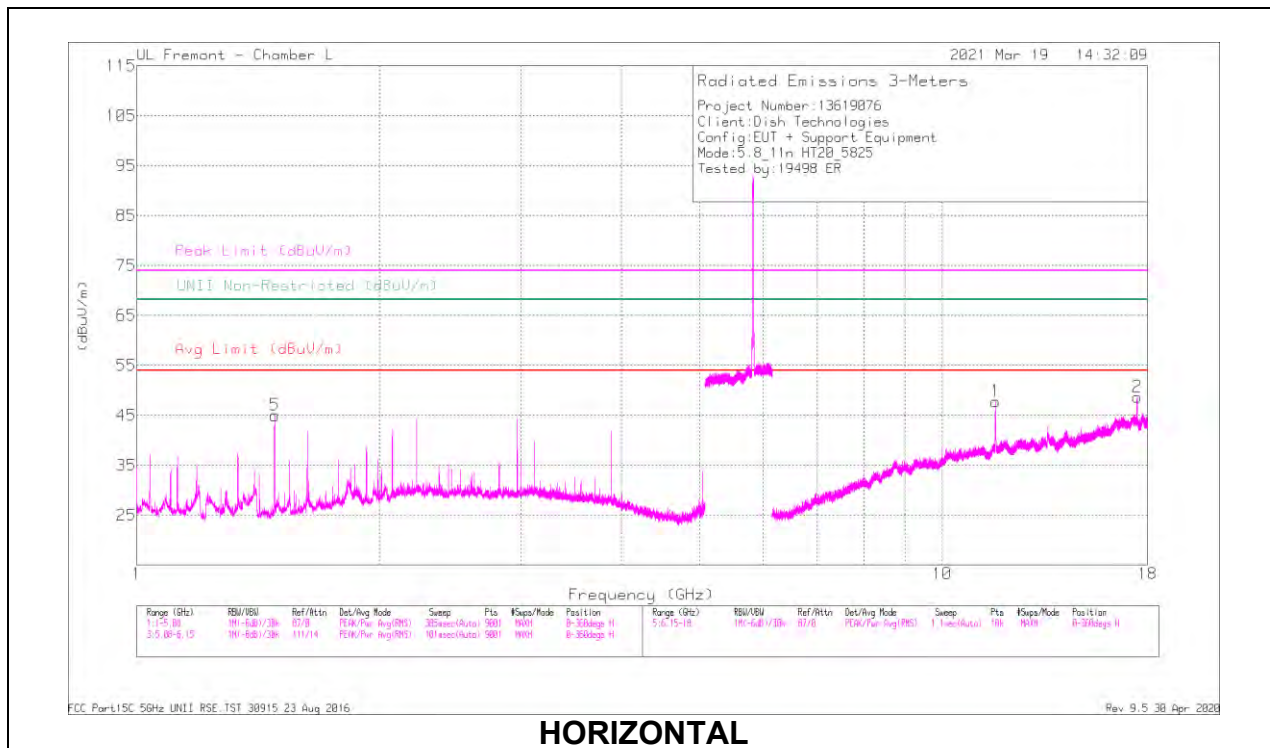
| Marker | Frequency (MHz) | Meas Reading (dBuV) | Det | AF 344 (dBm) | AmpCofFiltInPad (dB) | DC Corr (dB) | Corrected Reading (dBuV/m) | Avg Limit (dBuV/m) | Margin (dB) | Peak Limit (dBuV/m) | PK Margin (dB) | UNI Non-Restricted (dBuV/m) | PK Margin (dB) | Altitude (Feet) | Height (feet) | Polarity |
|--------|-----------------|---------------------|------|--------------|----------------------|--------------|----------------------------|--------------------|-------------|---------------------|----------------|-----------------------------|----------------|-----------------|---------------|----------|
| 5 | * 1.48352 | 56.3 | PK-U | 28.2 | -32.8 | 0 | 51.7 | - | - | 74 | -22.3 | - | - | 287 | 267 | H |
| | * 1.48351 | 47.92 | ADR | 28.2 | -32.8 | 2.3 | 45.62 | 54 | -8.38 | - | - | - | - | 287 | 267 | H |
| 6 | * 1.48352 | 50.36 | PK-U | 28.2 | -32.8 | 0 | 45.76 | - | - | 74 | -28.24 | - | - | 171 | 101 | V |
| | * 1.48351 | 41.59 | ADR | 28.2 | -32.8 | 2.3 | 39.29 | 54 | -14.71 | - | - | - | - | 171 | 101 | V |
| 1 | * 11.5709 | 39.7 | PK-U | 38.2 | -19.6 | 0 | 37.3 | - | - | 74 | -16.7 | - | - | 298 | 102 | H |
| | * 11.5712 | 25.67 | ADR | 38.2 | -19.6 | 2.3 | 46.57 | 54 | -7.43 | - | - | - | - | 298 | 102 | H |
| 2 | 17.3523 | 36.56 | PK-U | 41.6 | -17.6 | 0 | 60.56 | - | - | - | - | 68.2 | -7.64 | 83 | 106 | H |
| | * 11.57051 | 42.65 | PK-U | 38.2 | -19.6 | 0 | 61.25 | - | - | 74 | -12.75 | - | - | 29 | 118 | V |
| 3 | * 11.57141 | 30.37 | ADR | 38.2 | -19.6 | 2.3 | 51.27 | 54 | -2.73 | - | - | - | - | 29 | 118 | V |
| 4 | 17.352 | 41.67 | PK-U | 41.6 | -17.6 | 0 | 65.67 | - | - | - | - | 68.2 | -2.53 | 38 | 103 | V |

* - indicates frequency in CFR47 Pt 15 / IC RSS-Restricted Band

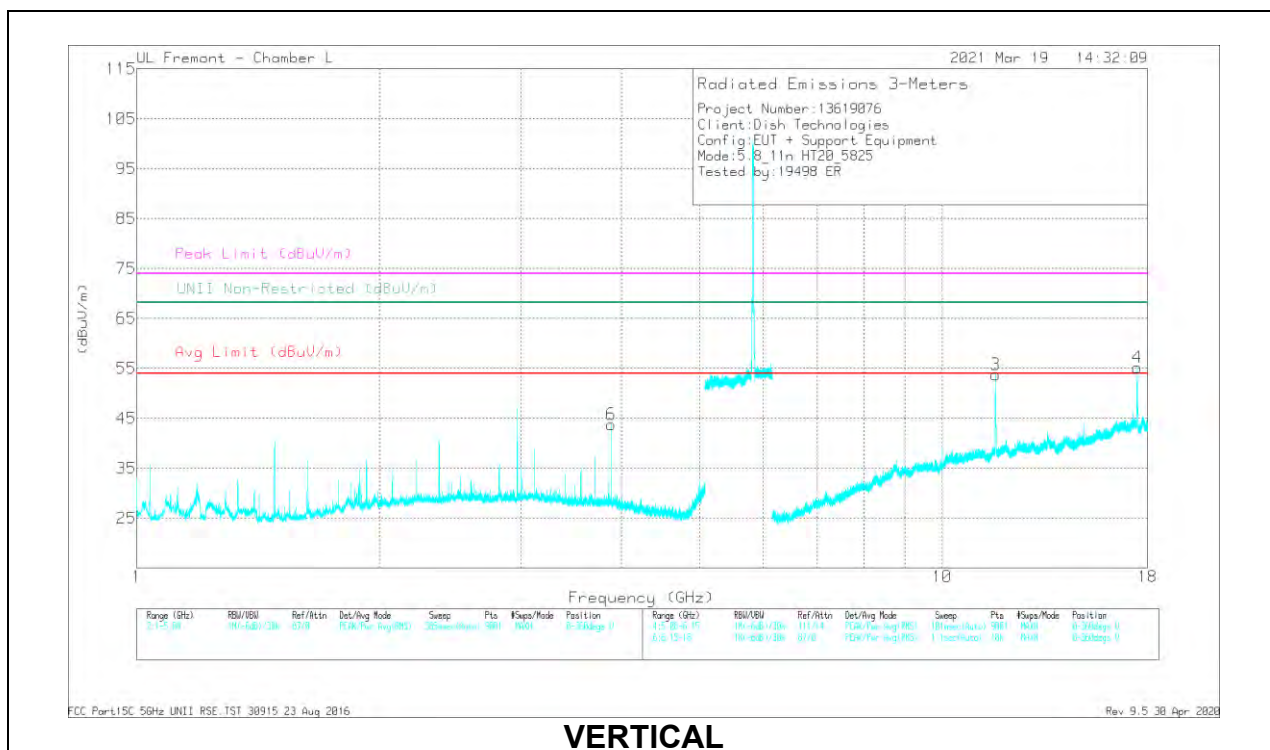
PK-U - U-NII: Maximum Peak

ADR - U-NII AD primary method, RMS average

HIGH CHANNEL RESULTS



HORIZONTAL



VERTICAL

RADIATED EMISSIONS

| Marker | Frequency (MHz) | Meas Reading (dBuV) | Det | AF 344 (dBm) | Amp/Coeff/Psd (dB) | DC Corr (dB) | Corrected Reading (dBuV/m) | Avg Limit (dBuV/m) | Margin (dB) | Peak Limit (dBuV/m) | PK Margin (dB) | UNII Non-Restricted (dBuV/m) | PK Margin (dB) | Altitude (ft/m) | Height (m) | Polarity |
|--------|-----------------|---------------------|------|--------------|--------------------|--------------|----------------------------|--------------------|-------------|---------------------|----------------|------------------------------|----------------|-----------------|------------|----------|
| 5 | * 1.48251 | 55.93 | PK-U | 28.2 | -32.8 | 0 | 51.33 | - | - | 74 | -22.67 | - | - | 257 | 188 | H |
| | * 1.48351 | 47.62 | ADR | 28.2 | -32.8 | 2.3 | 45.32 | 54 | -8.68 | - | - | - | - | 257 | 188 | H |
| 6 | * 3.88331 | 40.38 | PK-U | 33.4 | -28 | 0 | 45.78 | - | - | 74 | -28.22 | - | - | 308 | 121 | V |
| | * 3.88333 | 38.33 | ADR | 33.4 | -28 | 2.3 | 46.03 | 54 | -7.97 | - | - | - | - | 308 | 121 | V |
| 1 | * 11.65078 | 40.17 | PK-U | 38.3 | -19.5 | 0 | 59.97 | - | - | 74 | -15.03 | - | - | 299 | 113 | H |
| | * 11.6513 | 27.68 | ADR | 38.3 | -19.5 | 2.3 | 48.76 | 54 | -5.22 | - | - | - | - | 299 | 113 | H |
| 2 | 17.47711 | 35.83 | PK-U | 41.5 | -17.7 | 0 | 59.63 | - | - | - | - | 68.2 | -8.57 | 94 | 112 | H |
| | * 11.6501 | 44.57 | PK-U | 38.3 | -19.5 | 0 | 63.37 | - | - | 74 | -10.63 | - | - | 22 | 118 | V |
| 3 | * 11.84374 | 31.38 | ADR | 38.3 | -19.5 | 2.3 | 52.48 | 54 | -1.52 | - | - | - | - | 22 | 118 | V |
| 4 | 17.48167 | 40.67 | PK-U | 41.6 | -17.7 | 0 | 64.57 | - | - | - | - | 68.2 | -3.63 | 61 | 110 | V |

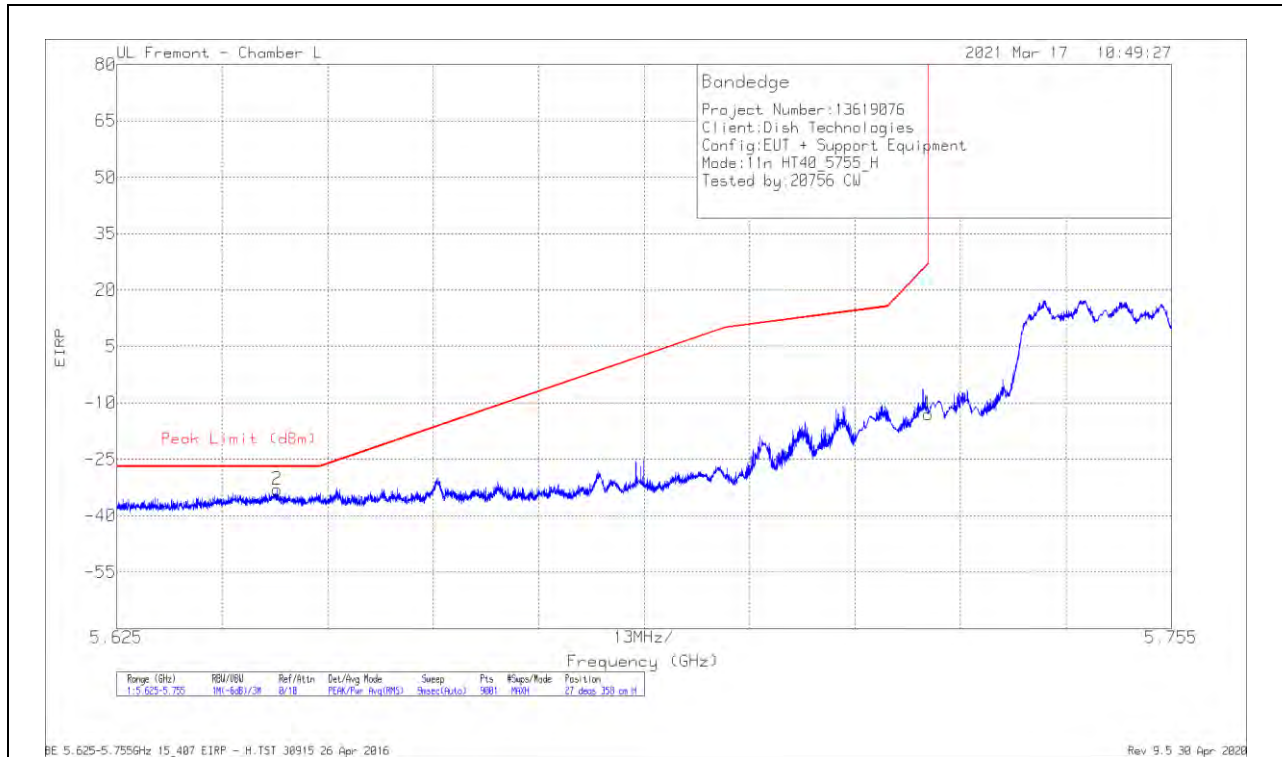
* - indicates frequency in CFR47 Pt 15 / IC RSS-Restricted Band
 PK-U - U-NII: Maximum Peak
 ADR - U-NII AD primary method, RMS average

10.1.11. TX ABOVE 1 GHz 802.11n HT40 MODE IN THE 5.8 GHz BAND

3TX Antenna 1 + Antenna 2 + Antenna 3 CDD MODE

BANDEDGE (LOW CHANNEL)

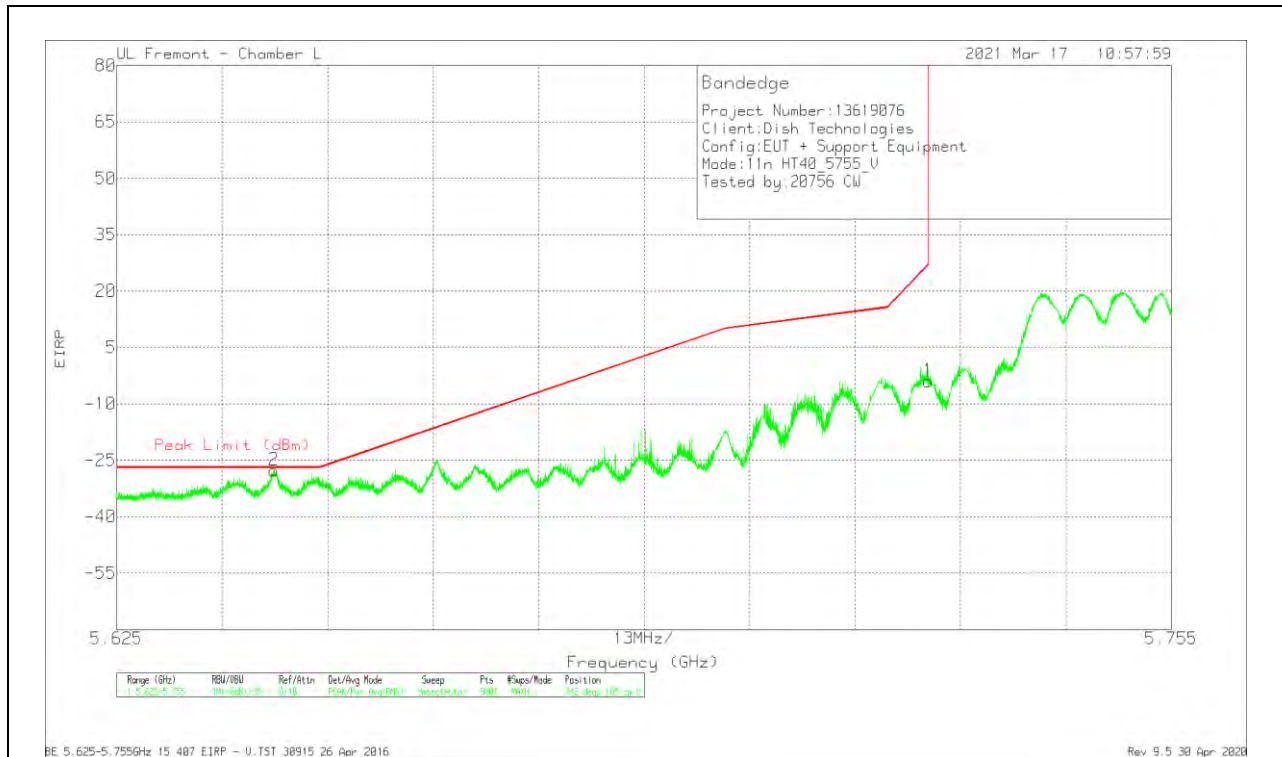
HORIZONTAL RESULT



| Marker | Frequency (GHz) | Meter Reading (dBm) | Det | AF 344 (dB/m) | Amp/Cbl/Fitr/Parad (dB) | Conversion Factor (dB) | Corrected Reading EIRP | Peak Limit (dBm) | PK Margin (dB) | Azimuth (Degs) | Height (cm) | Polarity |
|--------|-----------------|---------------------|-----|---------------|-------------------------|------------------------|------------------------|------------------|----------------|----------------|-------------|----------|
| 1 | 5.725 | -42.93 | Pk | 34.7 | -16.6 | 11.8 | -13.03 | 26.99 | -40.02 | 27 | 358 | H |
| 2 | 5.64473 | -63.08 | Pk | 34.8 | -16.6 | 11.8 | -33.08 | -27 | -6.08 | 27 | 358 | H |

Pk - Peak detector

VERTICAL RESULT

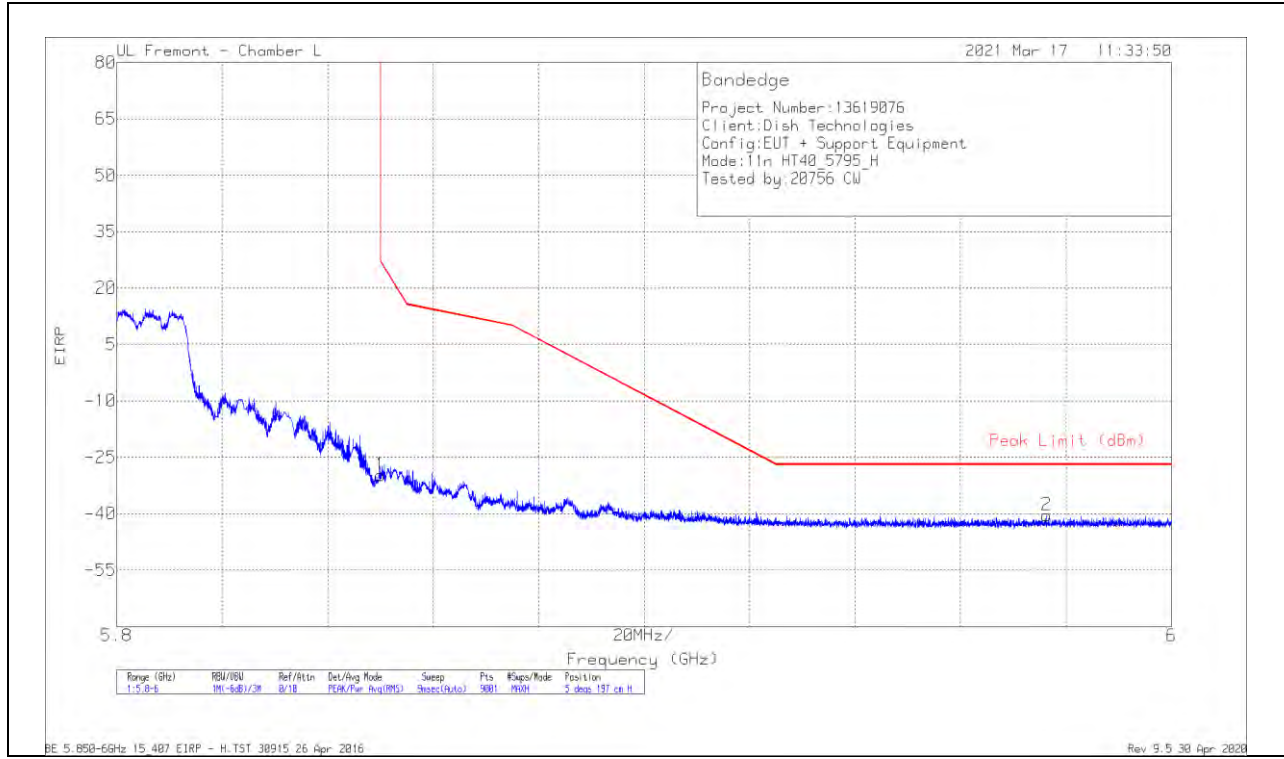


| Marker | Frequency (GHz) | Meter Reading (dBm) | Det | AF 344 (dB/m) | Amp/Cbl/Fitr/Pad (dB) | Conversion Factor (dB) | Corrected Reading EIRP | Peak Limit (dBm) | PK Margin (dB) | Azimuth (Degs) | Height (cm) | Polarity |
|--------|-----------------|---------------------|-----|---------------|-----------------------|------------------------|------------------------|------------------|----------------|----------------|-------------|----------|
| 1 | 5.725 | -33.81 | Pk | 34.7 | -16.6 | 11.8 | -3.91 | 26.99 | -30.9 | 342 | 105 | V |
| 2 | 5.64436 | -57.66 | Pk | 34.8 | -16.6 | 11.8 | -27.66 | -27 | -66 | 342 | 105 | V |

Pk - Peak detector

BANDEDGE (HIGH CHANNEL)

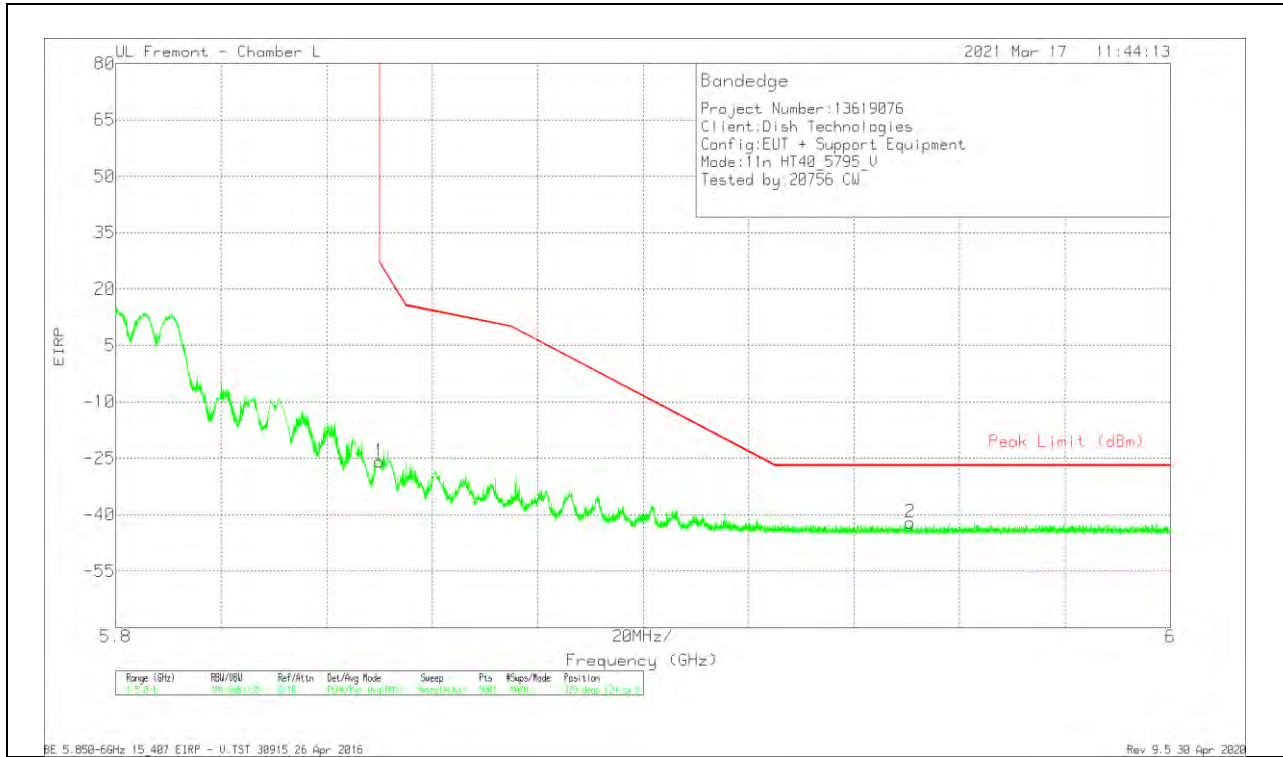
HORIZONTAL RESULT



| Marker | Frequency (GHz) | Meter Reading (dBm) | Det | AF 344 (dB/m) | Amp/Cbl/Fitr/Pad (dB) | Conversion Factor (dB) | Corrected Reading EIRP | Peak Limit (dBm) | PK Margin (dB) | Azimuth (Degs) | Height (cm) | Polarity |
|--------|-----------------|---------------------|-----|---------------|-----------------------|------------------------|------------------------|------------------|----------------|----------------|-------------|----------|
| 1 | 5.85002 | -59.82 | PK | 35 | -16.7 | 11.8 | -29.72 | 26.95 | -56.67 | 5 | 197 | H |
| 2 | 5.97635 | -71.61 | PK | 35.3 | -16 | 11.8 | -40.51 | -27 | -13.51 | 5 | 197 | H |

Pk - Peak detector

VERTICAL RESULT

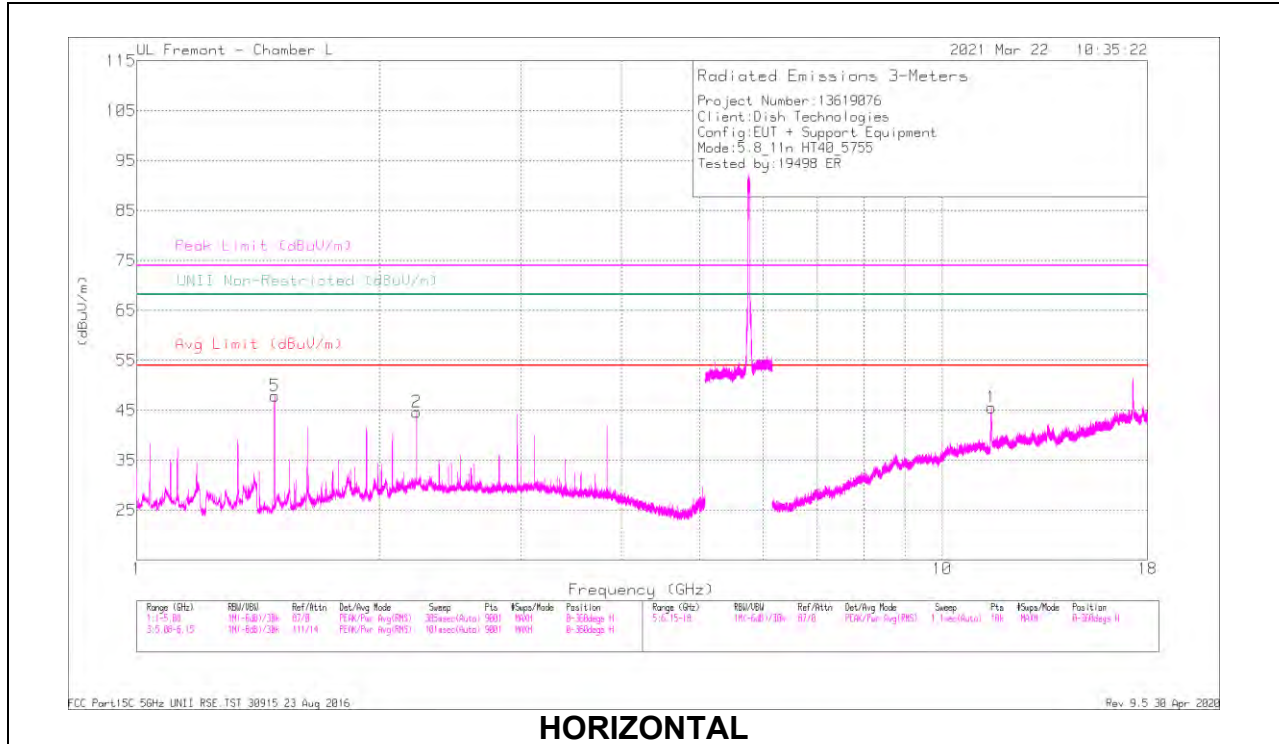


| Marker | Frequency (GHz) | Meter Reading (dBm) | Det | AF 344 (dB/m) | Amp/CbI/Fitr/Pa d (dB) | Conversion Factor (dB) | Corrected Reading EIRP | Peak Limit (dBm) | PK Margin (dB) | Azimuth (Degs) | Height (cm) | Polarity |
|--------|-----------------|---------------------|-----|---------------|------------------------|------------------------|------------------------|------------------|----------------|----------------|-------------|----------|
| 1 | 5.85002 | -56.01 | Pk | 35 | -16.7 | 11.8 | -25.91 | 26.95 | -52.86 | 329 | 124 | V |
| 2 | 5.95071 | -72.88 | Pk | 35.2 | -16.2 | 11.8 | -42.08 | -27 | -15.08 | 329 | 124 | V |

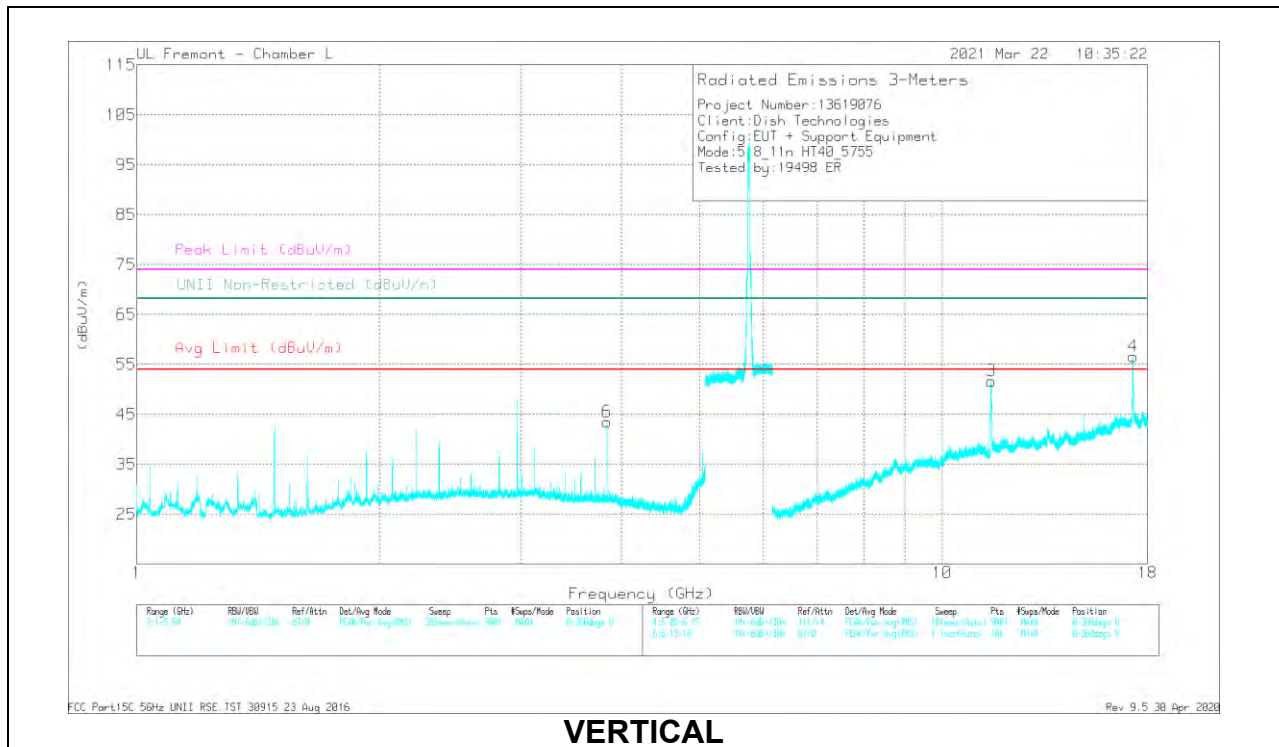
Pk - Peak detector

HARMONICS AND SPURIOUS EMISSIONS

LOW CHANNEL RESULTS



HORIZONTAL



VERTICAL

RADIATED EMISSIONS

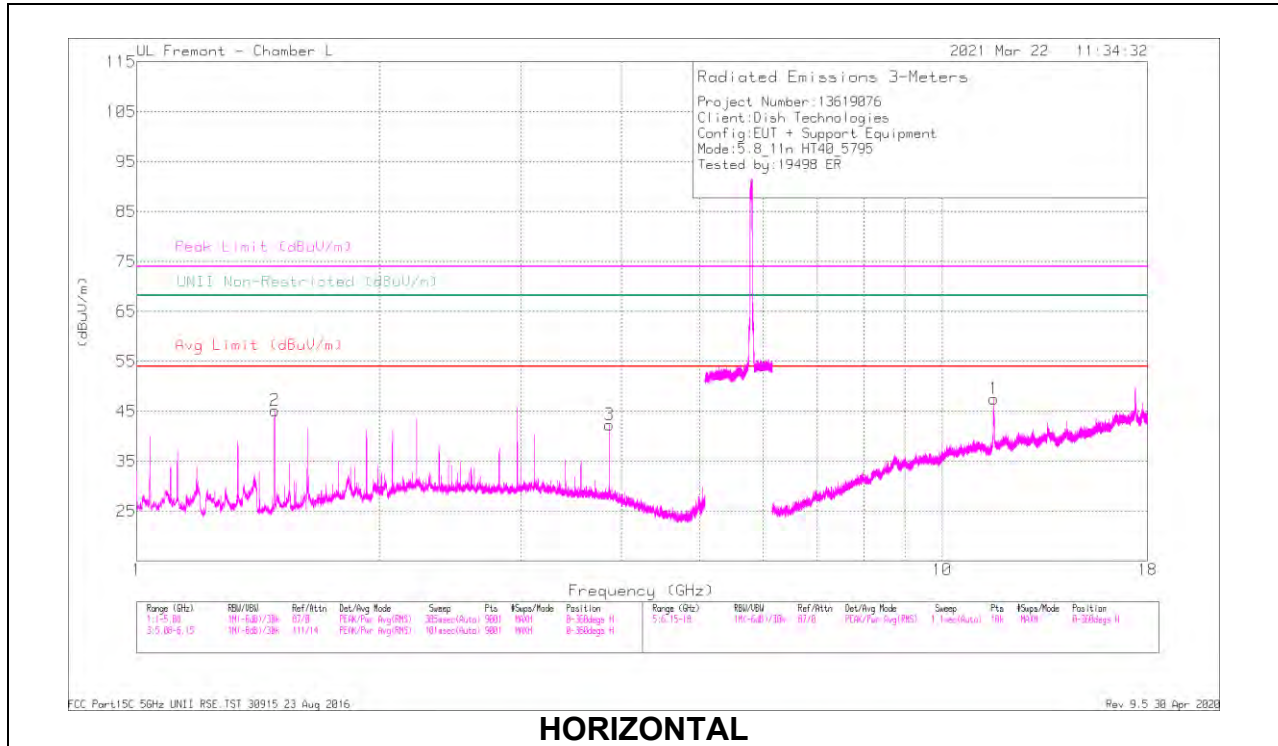
| Marker | Frequency (MHz) | Meas Reading (dBm) | Det | AF 344 (dBm) | AmpCoeffInPad (dB) | DC Corr (dB) | Corrected Reading (dBm) | Avg Limit (dBm) | Margin (dB) | Peak Limit (dBm) | PK Margin (dB) | UNI Non-Restricted (dBm) | PK Margin (dB) | Altitude (ft) | Height (ft) | Polarity |
|--------|-----------------|--------------------|------|--------------|--------------------|--------------|-------------------------|-----------------|-------------|------------------|----------------|--------------------------|----------------|---------------|-------------|----------|
| 2 | * 2.22526 | 49.6 | PK-U | 31.7 | -31.3 | 0 | 49 | - | - | 74 | -25 | - | - | 61 | 103 | H |
| | * 2.22527 | 33.15 | ADR | 31.7 | -31.3 | 2.66 | 36.21 | 54 | -17.79 | - | - | - | - | 61 | 103 | H |
| 5 | * 1.48351 | 56.3 | PK-U | 28.2 | -32.8 | 0 | 51.7 | - | - | 74 | -22.3 | - | - | 296 | 188 | H |
| | * 1.48351 | 49.26 | ADR | 28.2 | -32.8 | 2.66 | 47.32 | 54 | -6.68 | - | - | - | - | 296 | 188 | H |
| 6 | * 3.83698 | 40.82 | PK-U | 33.6 | -29.8 | 0 | 45.62 | - | - | 74 | -28.38 | - | - | 311 | 103 | V |
| | * 3.83698 | 38.6 | ADR | 33.6 | -29.8 | 2.66 | 46.06 | 54 | -7.94 | - | - | - | - | 311 | 103 | V |
| 1 | * 11.50966 | 39.16 | PK-U | 38.1 | -19.8 | 0 | 57.46 | - | - | 74 | -16.54 | - | - | 281 | 103 | H |
| | * 11.51122 | 26.39 | ADR | 38.1 | -19.8 | 2.66 | 47.35 | 54 | -6.65 | - | - | - | - | 281 | 103 | H |
| 3 | * 11.50961 | 44.53 | PK-U | 38.1 | -19.8 | 0 | 62.83 | - | - | 74 | -11.17 | - | - | 23 | 124 | V |
| | * 11.51105 | 31.31 | ADR | 38.1 | -19.8 | 2.66 | 52.27 | 54 | -1.73 | - | - | - | - | 23 | 124 | V |
| 4 | * 17.2716 | 42.94 | PK-U | 41.6 | -17.3 | 0 | 67.24 | - | - | - | - | 68.2 | -96 | 40 | 111 | V |

* - indicates frequency in CFR47 Pt 15 / IC RSS-Restricted Band

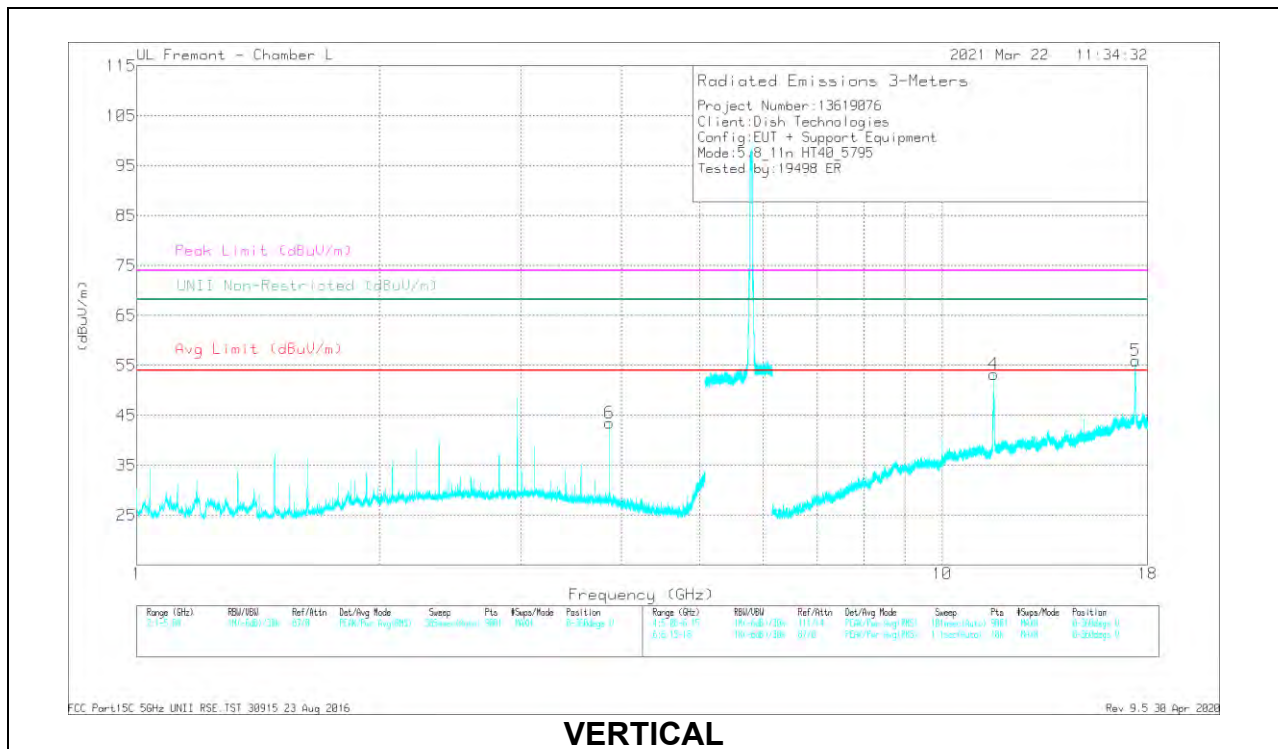
PK-U - U-NII: Maximum Peak

ADR - U-NII AD primary method, RMS average

HIGH CHANNEL RESULTS



HORIZONTAL



VERTICAL

RADIATED EMISSIONS

| Marker | Frequency (MHz) | Meas Reading (dBuV) | Det | AF 344 (dBm) | Amp/Coeff/Pad (dB) | DC Corr (dB) | Corrected Reading (dBuV/m) | Avg Limit (dBuV/m) | Margin (dB) | Peak Limit (dBuV/m) | PK Margin (dB) | UNIT Non-Restricted (dBuV/m) | PK Margin (dB) | Altitude (Feet) | Height (feet) | Polarity |
|--------|-----------------|---------------------|------|--------------|--------------------|--------------|----------------------------|--------------------|-------------|---------------------|----------------|------------------------------|----------------|-----------------|---------------|----------|
| 2 | * 1.48251 | 57.17 | PK-U | 28.2 | -32.8 | 0 | 52.57 | - | - | 74 | -21.43 | - | - | 297 | 181 | H |
| | * 1.48351 | 48.07 | ADR | 28.2 | -32.8 | 2.66 | 46.13 | 54 | -7.87 | - | - | - | - | 297 | 181 | H |
| 3 | * 3.86335 | 40.75 | PK-U | 33.5 | -28.3 | 0 | 45.95 | - | - | 74 | -28.05 | - | - | 111 | 105 | H |
| | * 3.86333 | 37.84 | ADR | 33.5 | -28.3 | 2.66 | 45.7 | 54 | -8.3 | - | - | - | - | 111 | 105 | H |
| 6 | * 3.86333 | 40.97 | PK-U | 33.5 | -28.3 | 0 | 46.17 | - | - | 74 | -27.83 | - | - | 311 | 109 | V |
| | * 3.86333 | 38.75 | ADR | 33.5 | -28.3 | 2.66 | 46.61 | 54 | -7.39 | - | - | - | - | 311 | 109 | V |
| 1 | * 11.58949 | 38.81 | PK-U | 38.3 | -19.7 | 0 | 57.41 | - | - | 74 | -16.59 | - | - | 286 | 115 | H |
| | * 11.58881 | 25.08 | ADR | 38.3 | -19.7 | 2.66 | 46.34 | 54 | -7.66 | - | - | - | - | 286 | 115 | H |
| 4 | * 11.58969 | 44.38 | PK-U | 38.3 | -19.7 | 0 | 62.98 | - | - | 74 | -11.02 | - | - | 23 | 105 | V |
| | * 11.59132 | 30.82 | ADR | 38.2 | -19.7 | 2.66 | 51.98 | 54 | -2.02 | - | - | - | - | 23 | 105 | V |
| 5 | 17.37709 | 42.47 | PK-U | 41.6 | -17.6 | 0 | 66.47 | - | - | - | - | 68.2 | -1.73 | 36 | 109 | V |

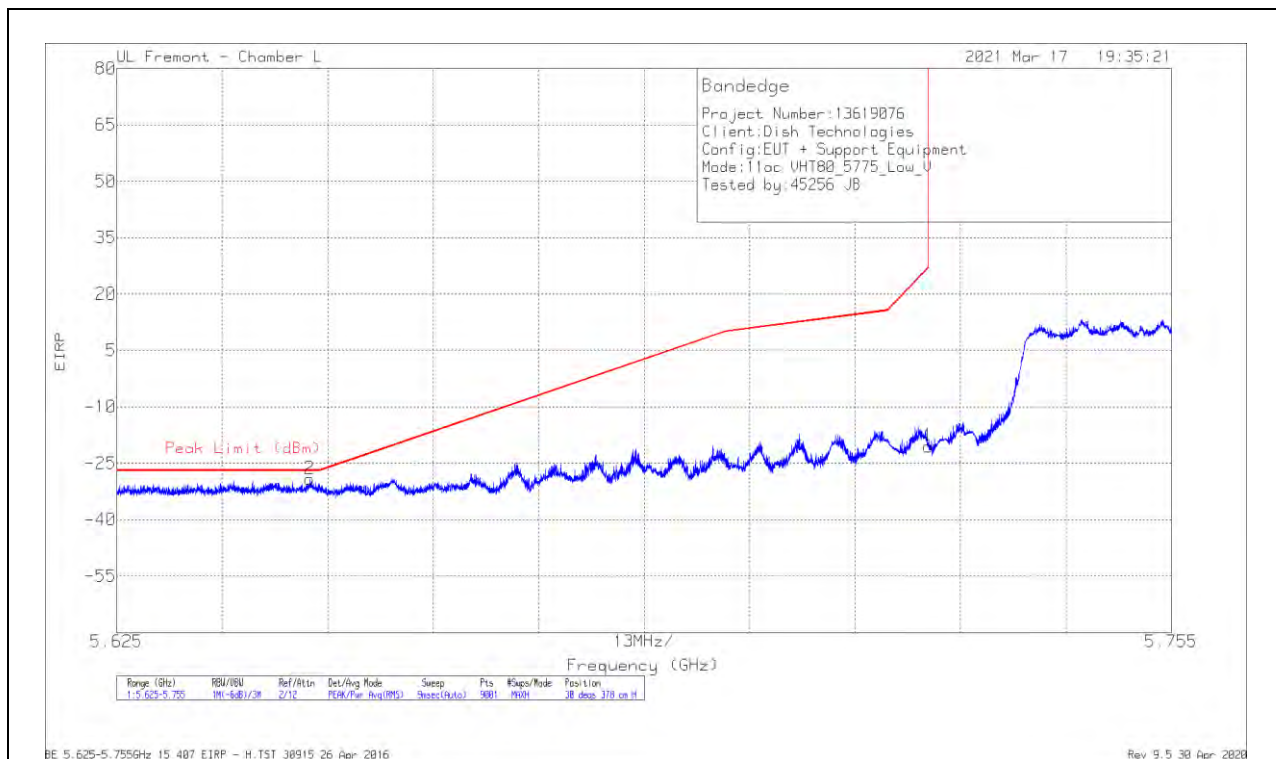
* - indicates frequency in CFR47 Pt 15 / IC RSS-Restricted Band
 PK-U - U-NII: Maximum Peak
 ADR - U-NII AD primary method, RMS average

10.1.12. TX ABOVE 1 GHz 802.11ac VHT80 MODE IN THE 5.8 GHz BAND

3TX Antenna 1 + Antenna 2 + Antenna 3 CDD MODE

BANDEDGE (CHANNEL 155 LOW EDGE)

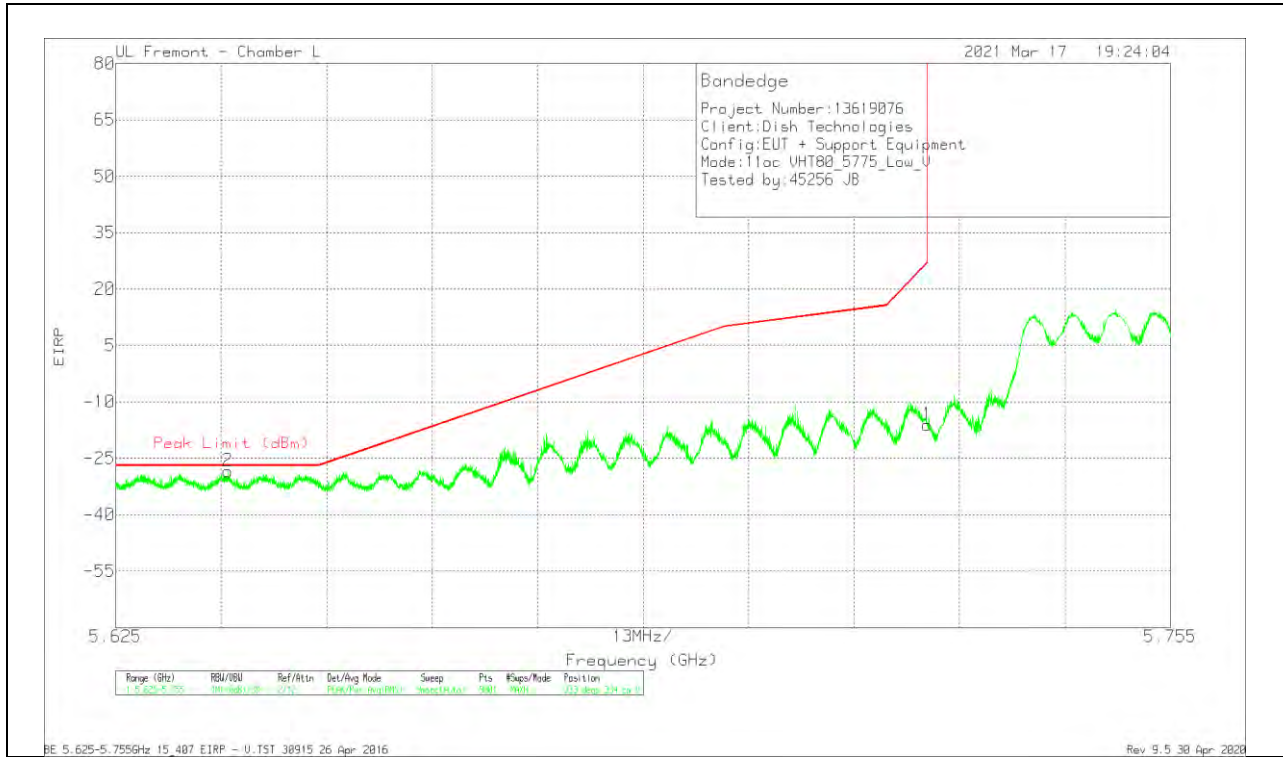
HORIZONTAL RESULT



| Marker | Frequency (GHz) | Meter Reading (dBm) | Det | AF 344 (dB/m) | Amp/Cbl/Filtr/Pad (dB) | Conversion Factor (dB) | DC Corr (dB) | Corrected Reading EIRP | Peak Limit (dBm) | PK Margin (dB) | Azimuth (Degs) | Height (cm) | Polarity |
|--------|-----------------|---------------------|-----|---------------|------------------------|------------------------|--------------|------------------------|------------------|----------------|----------------|-------------|----------|
| 1 | 5.725 | -60.24 | Pk | 34.7 | -6.8 | 11.8 | 0 | -20.54 | 26.99 | -47.53 | 30 | 378 | H |
| 2 | 5.64879 | -68.97 | Pk | 34.7 | -6.7 | 11.8 | 0 | -29.17 | -27 | -2.17 | 30 | 378 | H |

Pk - Peak detector

VERTICAL RESULT

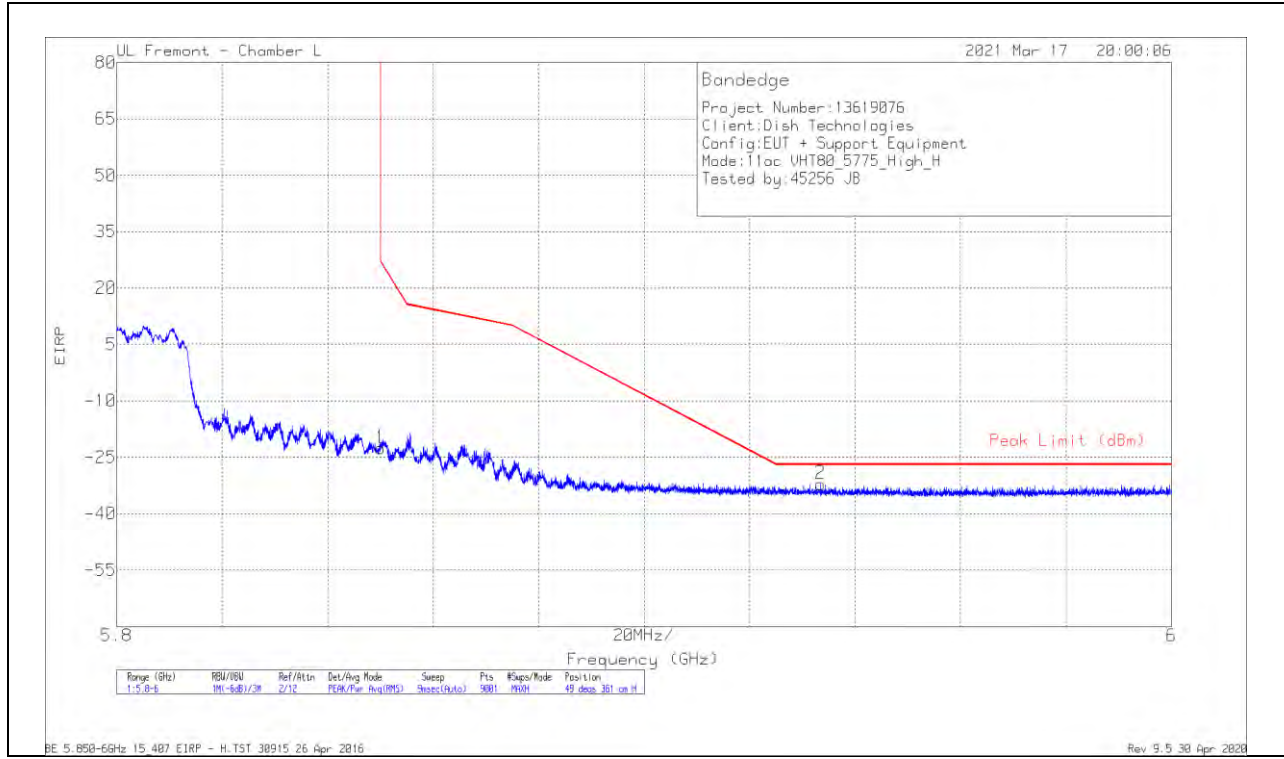


| Marker | Frequency (GHz) | Meter Reading (dBm) | Det | AF 344 (dB/m) | Amp/Cbi/Ftr/P ad (dB) | Conversion Factor (dB) | DC Corr (dB) | Corrected Reading EIRP | Peak Limit (dBm) | PK Margin (dB) | Azimuth (Dogs) | Height (cm) | Polarity |
|--------|-----------------|---------------------|-----|---------------|-----------------------|------------------------|--------------|------------------------|------------------|----------------|----------------|-------------|----------|
| 1 | 5.725 | -55.88 | Pk | 34.7 | -6.8 | 11.8 | 0 | -16.18 | 26.99 | -43.17 | 333 | 334 | V |
| 2 | 5.63882 | -68.28 | Pk | 34.7 | -6.7 | 11.8 | 0 | -28.48 | -27 | -1.48 | 333 | 334 | V |

Pk - Peak detector

BANDEDGE (CHANNEL 155 HIGH EDGE)

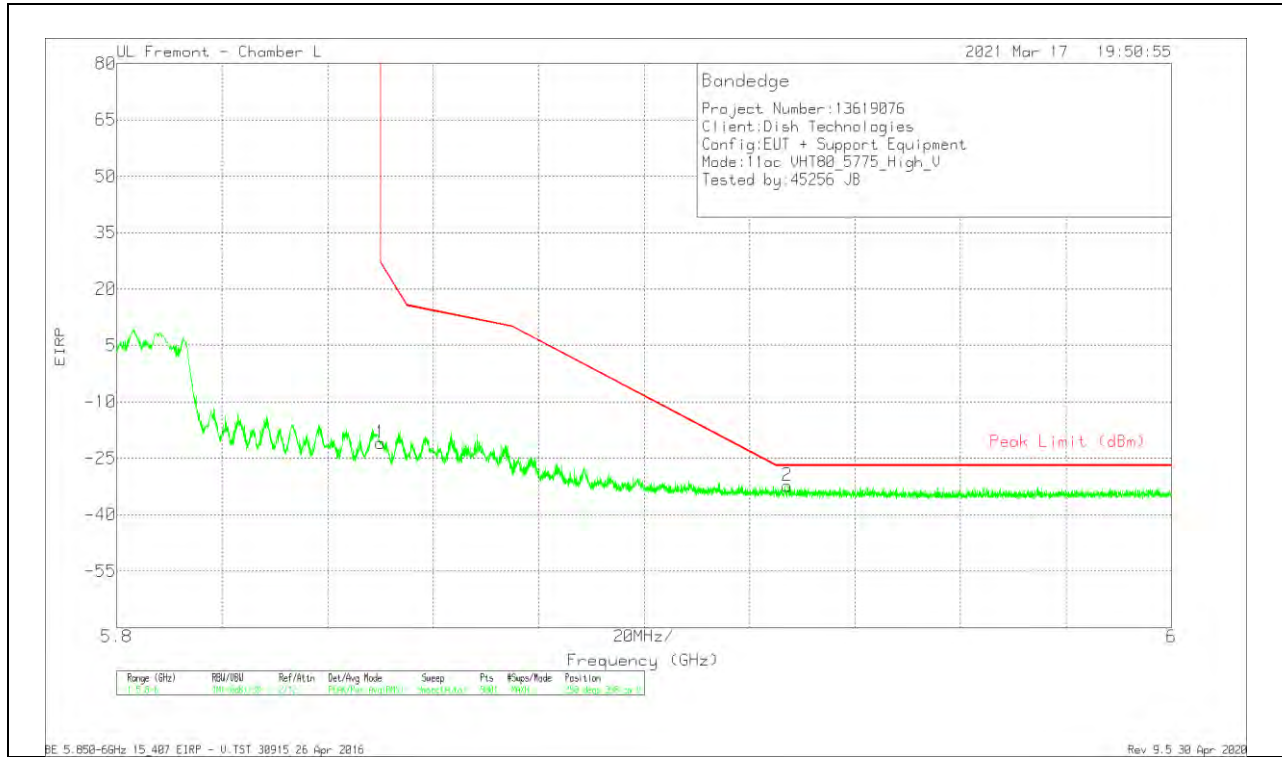
HORIZONTAL RESULT



| Marker | Frequency (GHz) | Meter Reading (dBm) | Det | AF 344 (dB/m) | Amp/Cbl/Filtr/P ad (dB) | Conversion Factor (dB) | DC Corr (dB) | Corrected Reading EIRP | Peak Limit (dBm) | PK Margin (dB) | Azimuth (Degs) | Height (cm) | Polarity |
|--------|-----------------|---------------------|-----|---------------|-------------------------|------------------------|--------------|------------------------|------------------|----------------|----------------|-------------|----------|
| 1 | 5.85002 | -62.64 | Pk | 35 | -6.8 | 11.8 | 0 | -22.64 | 26.95 | -49.59 | 49 | 361 | H |
| 2 | 5.93349 | -72.55 | Pk | 35.2 | -6.5 | 11.8 | 0 | -32.05 | -27 | -5.05 | 49 | 361 | H |

Pk - Peak detector

VERTICAL RESULT

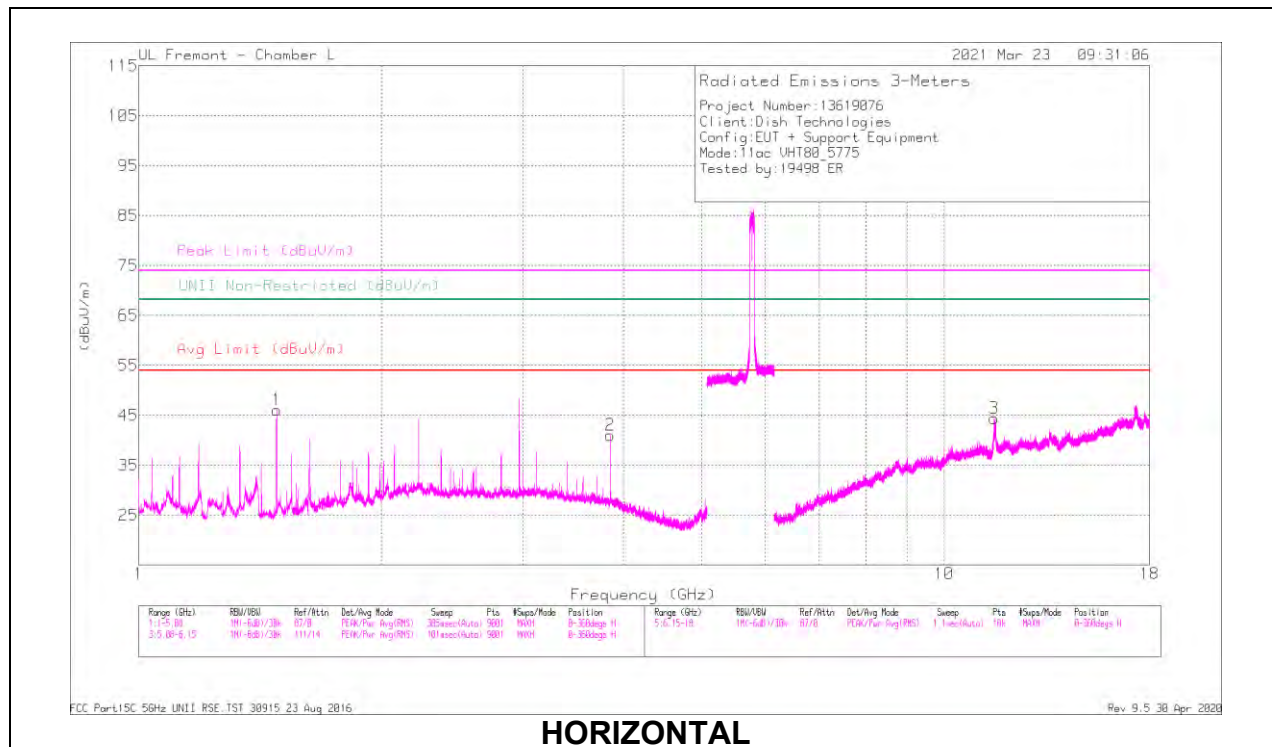


| Marker | Frequency (GHz) | Meter Reading (dBm) | Det | AF 344 (dB/m) | Amp/Cbi/Fitr/P ad (dB) | Conversion Factor (dB) | DC Corr (dB) | Corrected Reading EIRP | Peak Limit (dBm) | PK Margin (dB) | Azimuth (Dogs) | Height (cm) | Polarity |
|--------|-----------------|---------------------|-----|---------------|------------------------|------------------------|--------------|------------------------|------------------|----------------|----------------|-------------|----------|
| 1 | 5.85002 | -60.84 | Pk | 35 | -6.8 | 11.8 | 0 | -20.84 | 26.95 | -47.79 | 290 | 398 | V |
| 2 | 5.92718 | -72.87 | Pk | 35.2 | -6.5 | 11.8 | 0 | -32.37 | -27 | -5.37 | 290 | 398 | V |

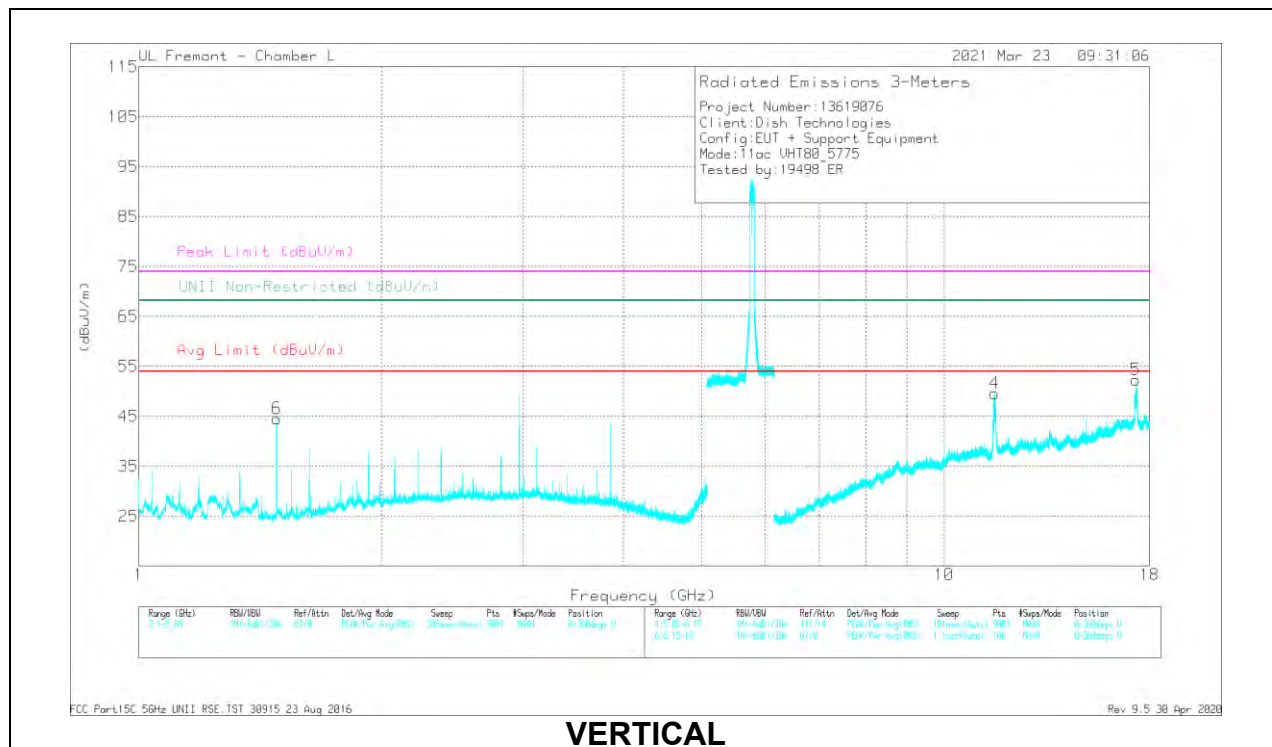
Pk - Peak detector

HARMONICS AND SPURIOUS EMISSIONS

MID CHANNEL RESULTS



HORIZONTAL



VERTICAL

RADIATED EMISSIONS

| Marker | Frequency (MHz) | Meas Reading (dBuV) | Det | AF 344 (dBm) | AmpCoeffInPad (dB) | DC Corr (dB) | Corrected Reading (dBuV/m) | Avg Limit (dBuV/m) | Margin (dB) | Peak Limit (dBuV/m) | PK Margin (dB) | UNI Non-Restricted (dBuV/m) | PK Margin (dB) | Altitude (Degs) | Height (m) | Polarity |
|--------|-----------------|---------------------|------|--------------|--------------------|--------------|----------------------------|--------------------|-------------|---------------------|----------------|-----------------------------|----------------|-----------------|------------|----------|
| 1 | * 1.48351 | 58.13 | PK-U | 28.2 | -32.8 | 0 | 53.53 | - | - | 74 | -20.47 | - | - | 258 | 184 | H |
| | * 1.48351 | 49.15 | ADR | 28.2 | -32.8 | 96 | 45.51 | 54 | -8.49 | - | - | - | - | 258 | 184 | H |
| 2 | * 3.85002 | 39.03 | PK-U | 33.5 | -28.5 | 0 | 44.03 | - | - | 74 | -29.97 | - | - | 108 | 109 | H |
| | * 3.85006 | 36.22 | ADR | 33.5 | -28.5 | 96 | 42.18 | 54 | -11.82 | - | - | - | - | 108 | 109 | H |
| 6 | * 1.48349 | 51.93 | PK-U | 28.2 | -32.8 | 0 | 47.33 | - | - | 74 | -26.67 | - | - | 247 | 213 | V |
| | * 1.48351 | 42.93 | ADR | 28.2 | -32.8 | 96 | 39.29 | 54 | -14.71 | - | - | - | - | 247 | 213 | V |
| 3 | * 11.56141 | 34.78 | PK-U | 38.2 | -19.5 | 0 | 53.48 | - | - | 74 | -20.52 | - | - | 281 | 104 | H |
| | * 11.56125 | 24.44 | ADR | 38.2 | -19.5 | 96 | 44.1 | 54 | -9.9 | - | - | - | - | 281 | 104 | H |
| 4 | * 11.5496 | 40.63 | PK-U | 38.2 | -19.6 | 0 | 59.23 | - | - | 74 | -14.77 | - | - | 19 | 113 | V |
| | * 11.56138 | 29.24 | ADR | 38.2 | -19.5 | 96 | 48.9 | 54 | -5.1 | - | - | - | - | 19 | 113 | V |
| 5 | 17.32737 | 39.15 | PK-U | 41.6 | -17.5 | 0 | 63.25 | - | - | - | - | 68.2 | -4.95 | 36 | 106 | V |

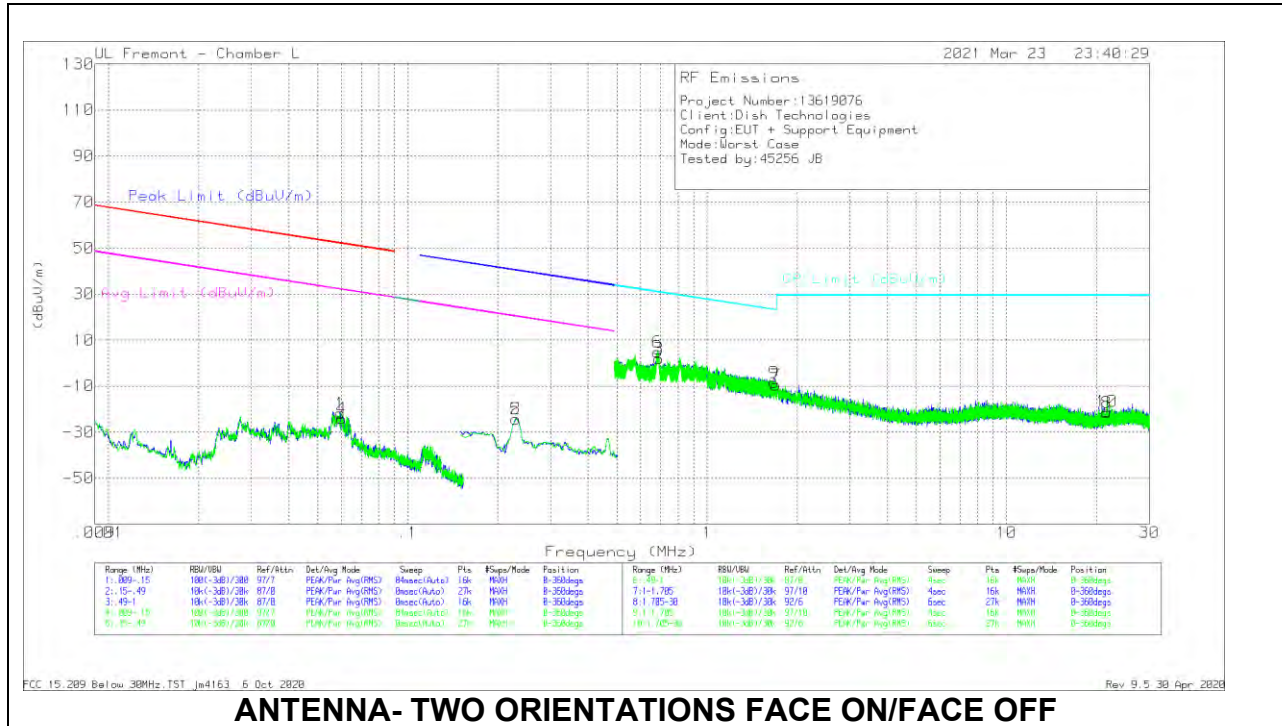
* - indicates frequency in CFR47 Pt 15 / IC RSS-Restricted Band

PK-U - U-NII: Maximum Peak

ADR - U-NII AD primary method, RMS average

10.2. WORST CASE BELOW 30MHZ

SPURIOUS EMISSIONS BELOW 30 MHz (WORST-CASE CONFIGURATION)



Below 30MHz Data

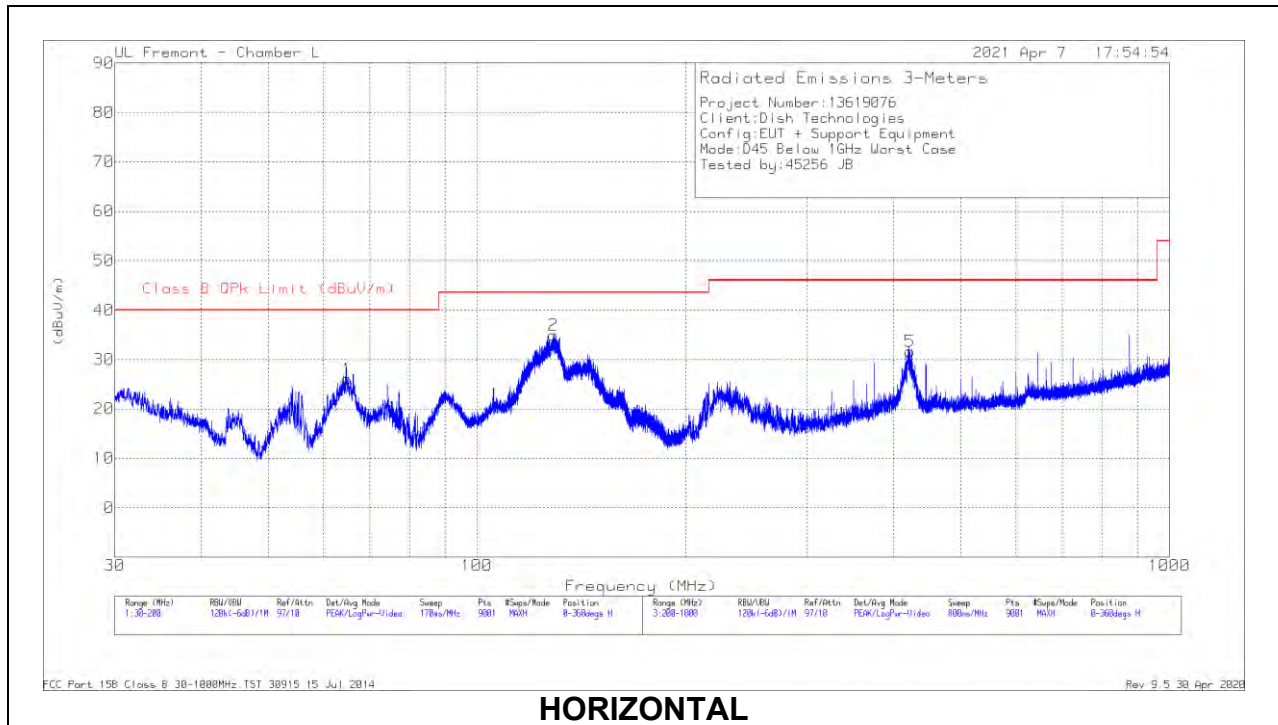
| Marker | Frequency (MHz) | Meter Reading (dBuV) | Det | Loop Antenna (ACF) | Amp/Cbl (dB) | Dist Corr 300m | Corrected Reading (dBuV/m) | Peak Limit (dBuV/m) | Margin (dB) | Avg Limit (dBuV/m) | Margin (dB) | Peak Limit (dBuV/m) | Margin (dB) | Avg Limit (dBuV/m) | Margin (dB) | Azimuth (Degs) |
|--------|-----------------|----------------------|-----|--------------------|--------------|----------------|----------------------------|---------------------|-------------|--------------------|-------------|---------------------|-------------|--------------------|-------------|----------------|
| 1 | 05954 | 34.48 | Pk | 56.2 | -32.4 | -80 | -21.72 | 52.09 | -73.81 | 32.09 | -53.81 | - | - | - | - | 0-360 |
| 2 | 2296 | 31.88 | Pk | 56.3 | -32.3 | -80 | -24.12 | - | - | - | - | 40.39 | -64.51 | 20.39 | -44.51 | 0-360 |
| 4 | 05996 | 32.3 | Pk | 56.2 | -32.4 | -80 | -23.9 | 52.03 | -75.93 | 32.03 | -55.93 | - | - | - | - | 0-360 |
| 5 | 22975 | 31.89 | Pk | 56.3 | -32.3 | -80 | -24.11 | - | - | - | - | 40.39 | -64.5 | 20.39 | -44.5 | 0-360 |

PK - Peak detector

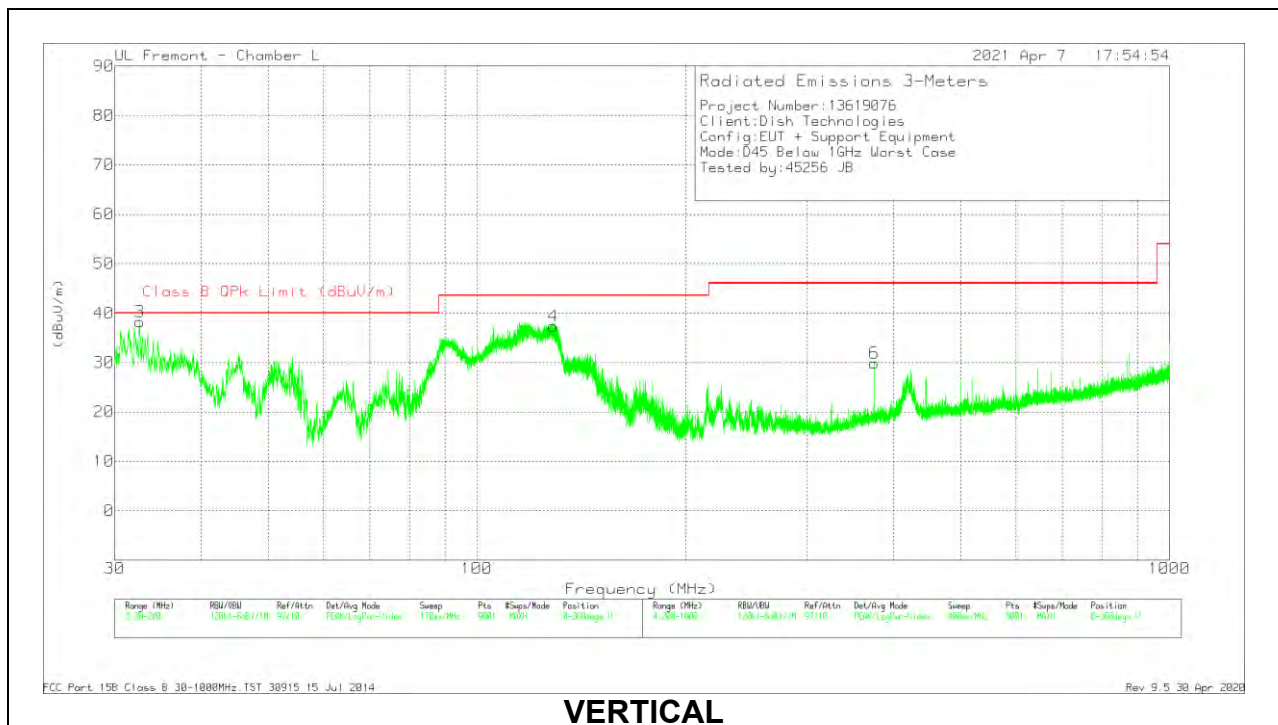
| Marker | Frequency (MHz) | Meter Reading (dBuV) | Det | Loop Antenna (ACF) | Amp/Cbl (dB) | Dist Corr 30m (dB) 40Log | Corrected Reading (dBuV/m) | QP Limit (dBuV/m) | Margin (dB) | Azimuth (Degs) |
|--------|-----------------|----------------------|-----|--------------------|--------------|--------------------------|----------------------------|-------------------|-------------|----------------|
| 3 | 68821 | 17.86 | Pk | 56.2 | -32.2 | -40 | 1.86 | 30.86 | -29 | 0-360 |
| 6 | 68206 | 20.98 | Pk | 56.2 | -32.2 | -40 | 4.98 | 30.94 | -25.96 | 0-360 |
| 7 | 1.68956 | 19.56 | Pk | 43.2 | -32.2 | -40 | -9.44 | 23.05 | -32.49 | 0-360 |
| 8 | 21.58766 | 16.28 | Pk | 33.8 | -31.7 | -40 | -21.62 | 29.5 | -51.12 | 0-360 |
| 9 | 1.67206 | 20.35 | Pk | 43.3 | -32.2 | -40 | -8.55 | 23.17 | -31.72 | 0-360 |
| 10 | 21.60547 | 16.86 | Pk | 33.8 | -31.7 | -40 | -21.04 | 29.5 | -50.54 | 0-360 |

PK - Peak detector

10.3. WORST CASE BELOW 1 GHZ



HORIZONTAL



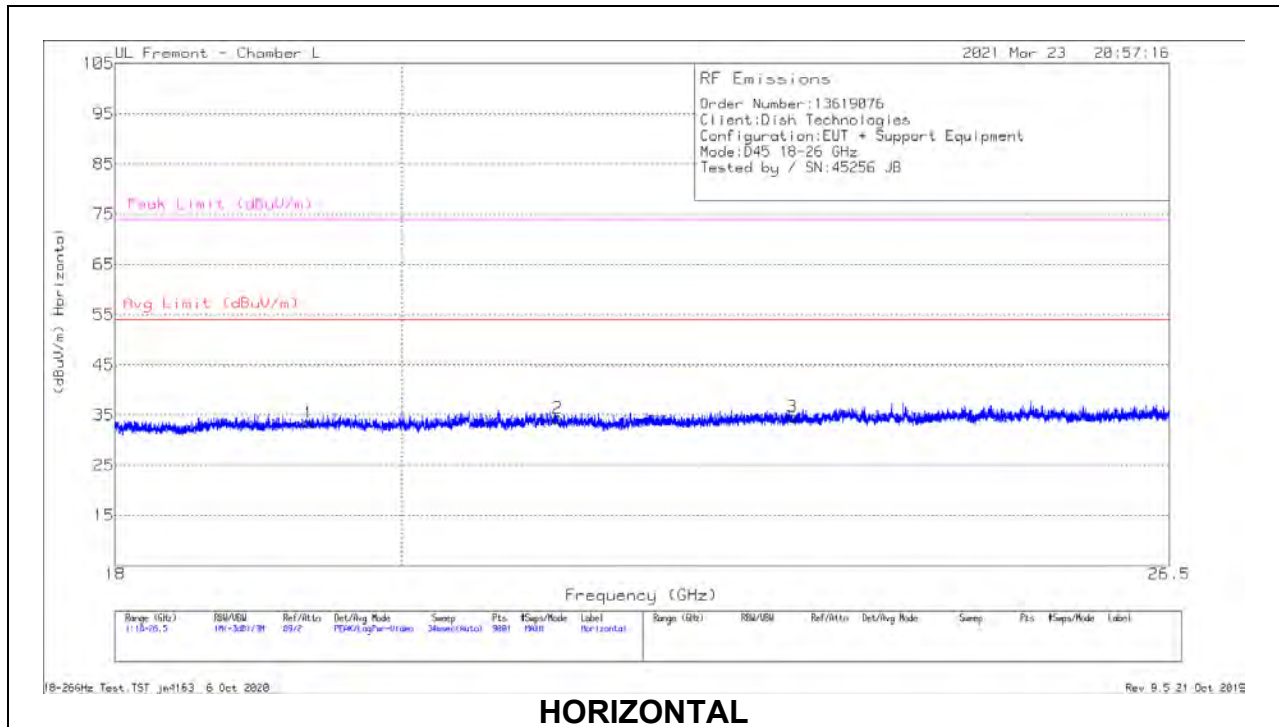
VERTICAL

Below 1GHz DATA

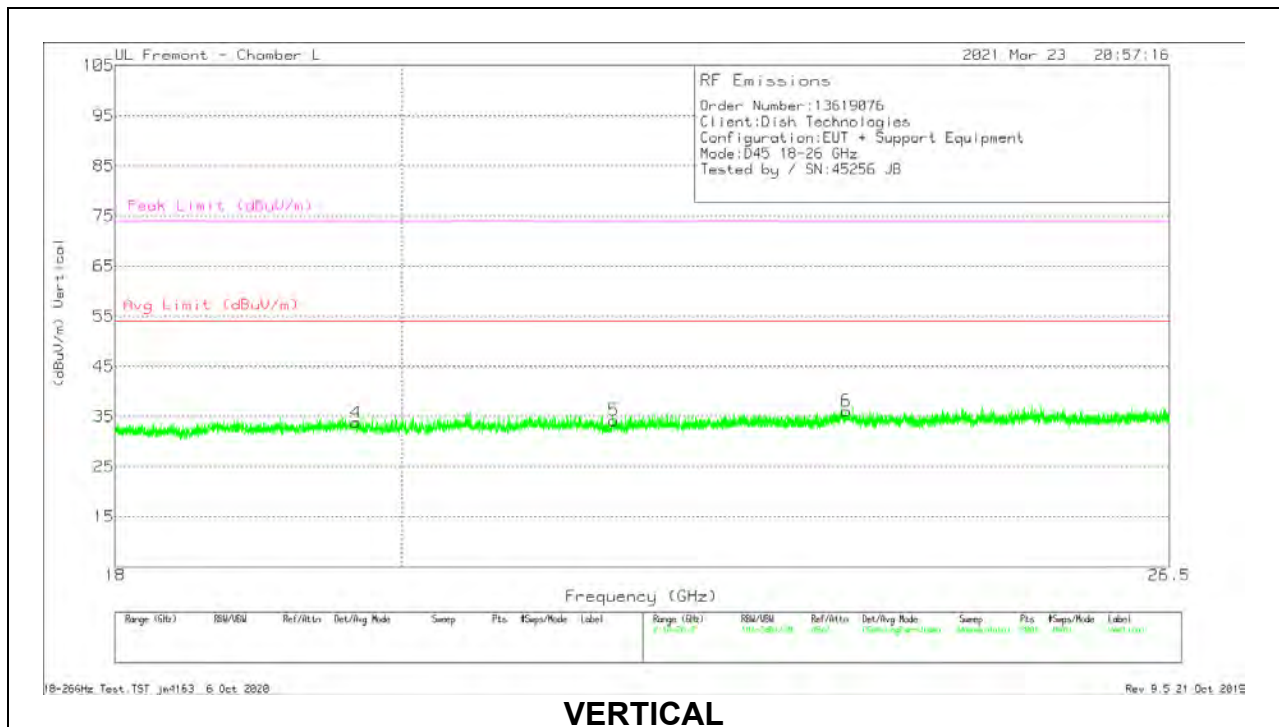
| Marker | Frequency (MHz) | Meter Reading (dBuV) | Det | AF 174373 (dB/m) | Amp/Cbi (dB) | Corrected Reading (dBuV/m) | Class B QPk Limit (dBuV/m) | Margin (dB) | Azimuth (Degs) | Height (cm) | Polarity |
|--------|-----------------|----------------------|-----|------------------|--------------|----------------------------|----------------------------|-------------|----------------|-------------|----------|
| 1 | 64.9447 | 43.46 | Pk | 13.7 | -31.1 | 26.06 | 40 | -13.94 | 0-360 | 199 | H |
| 2 | 129.0161 | 45.9 | Pk | 19.7 | -30.6 | 35 | 43.52 | -8.52 | 0-360 | 199 | H |
| 3 | 32.5742 | 44.96 | Pk | 25.1 | -31.4 | 38.66 | 40 | -1.34 | 52 | 116 | V |
| | 32.5953 | 41.74 | Qp | 25.1 | -31.4 | 35.44 | 40 | -4.56 | 52 | 116 | V |
| 4 | 128.9972 | 48.24 | Pk | 19.7 | -30.6 | 37.34 | 43.52 | -6.18 | 0-360 | 101 | V |
| 5 | 421.6003 | 38.58 | Pk | 22.1 | -29 | 31.68 | 46.02 | -14.34 | 0-360 | 101 | H |
| 6 | 375.0224 | 38.21 | Pk | 20.7 | -29.1 | 29.81 | 46.02 | -16.21 | 0-360 | 101 | V |

Pk - Peak detector
 Qp - Quasi-Peak detector

10.4. WORST CASE 18-26 GHZ



HORIZONTAL



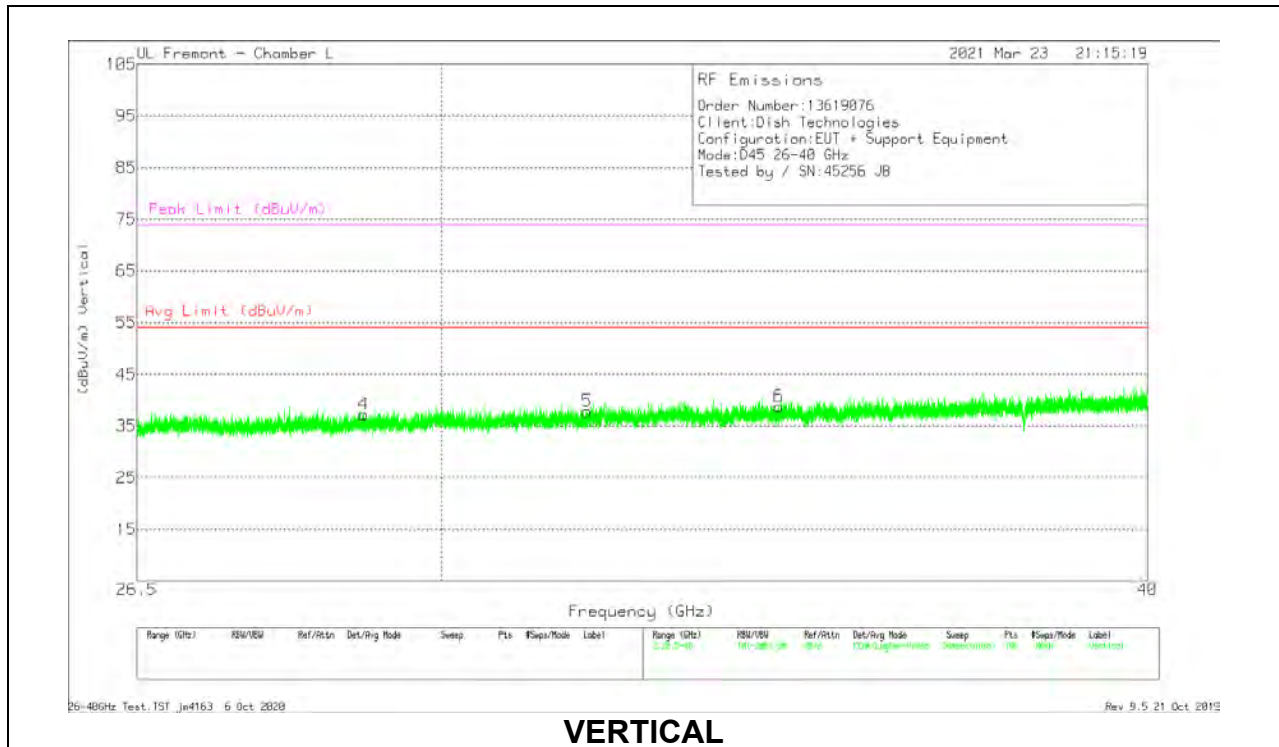
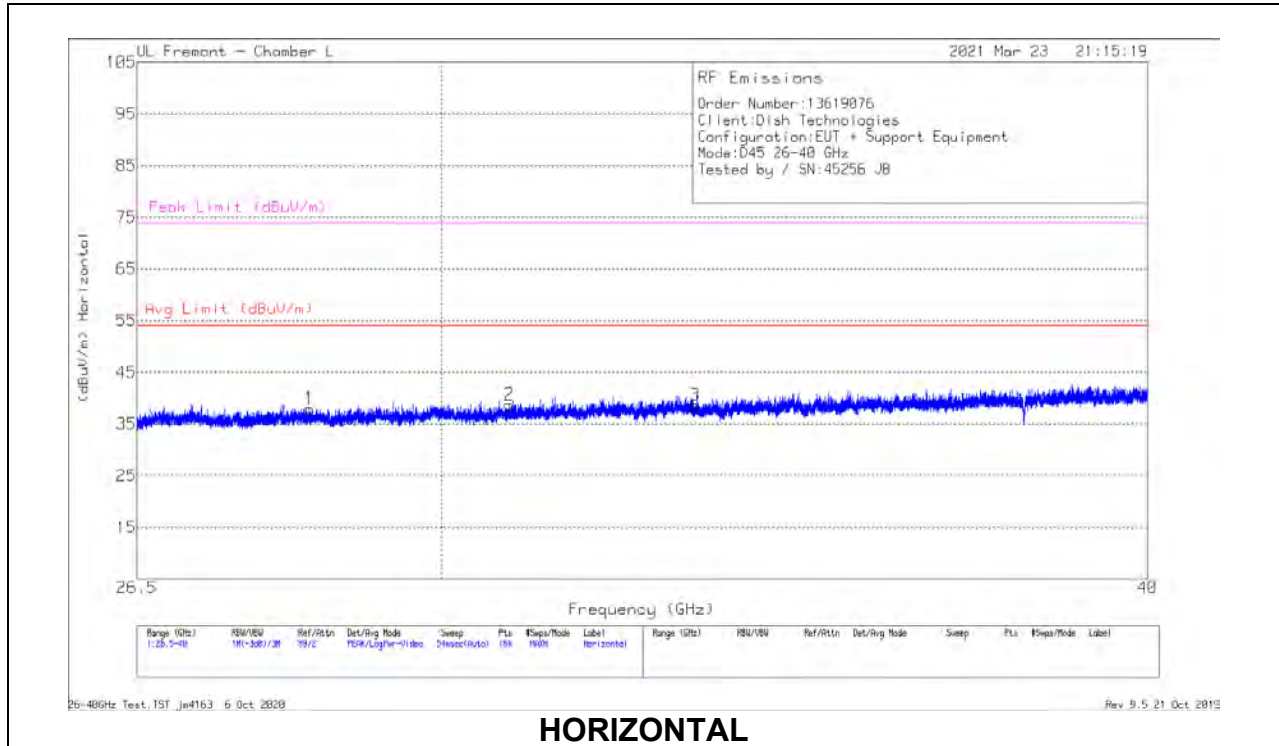
VERTICAL

18 – 26GHz DATA

| Marker | Frequency (GHz) | Meter Reading (dBuV) | Det | T447 AF (dB/m) | Amp/Cbi (dB) | Dist Corr (dB) | Corrected Reading (dBuV/m) | Avg Limit (dBuV/m) | Margin (dB) | Peak Limit (dBuV/m) | PK Margin (dB) |
|--------|-----------------|----------------------|-----|----------------|--------------|----------------|----------------------------|--------------------|-------------|---------------------|----------------|
| 1 | 19.32505 | 67.25 | Pk | 32.7 | -57 | -9.5 | 33.45 | 54 | -20.55 | 74 | -40.55 |
| 2 | 21.17333 | 67.57 | Pk | 33.1 | -56.8 | -9.5 | 34.37 | 54 | -19.63 | 74 | -39.63 |
| 3 | 23.07733 | 67.65 | Pk | 33.8 | -57.3 | -9.5 | 34.65 | 54 | -19.35 | 74 | -39.35 |
| 4 | 19.66505 | 67.51 | Pk | 32.8 | -57 | -9.5 | 33.81 | 54 | -20.19 | 74 | -40.19 |
| 5 | 21.61439 | 67.85 | Pk | 33.2 | -57.3 | -9.5 | 34.25 | 54 | -19.75 | 74 | -39.75 |
| 6 | 23.53539 | 68.44 | Pk | 34.2 | -57 | -9.5 | 36.14 | 54 | -17.86 | 74 | -37.86 |

Pk - Peak detector

10.5. WORST CASE 26-40 GHZ



26 – 40GHz DATA

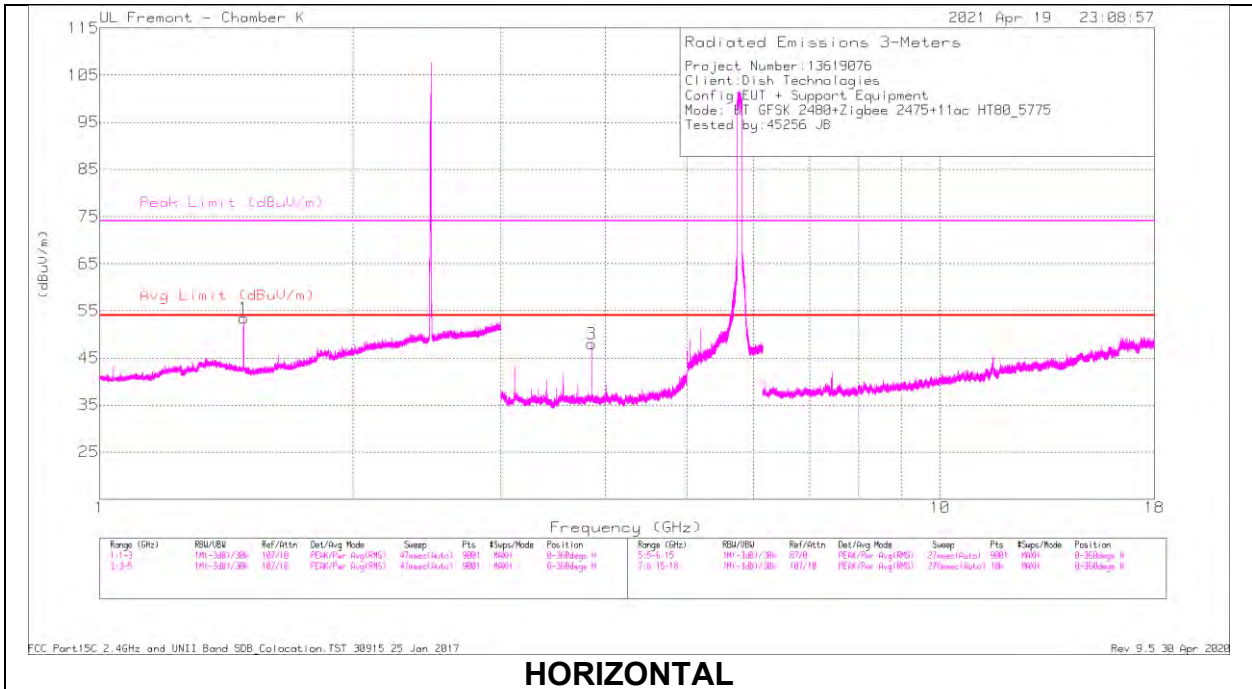
| Marker | Frequency (GHz) | Meter Reading (dBuV) | Det | T446 AF (dB/m) | Amp/Cbi (dB) | Dist Corr (dB) | Corrected Reading (dBuV/m) | Avg Limit (dBuV/m) | Margin (dB) | Peak Limit (dBuV/m) | PK Margin (dB) |
|--------|-----------------|----------------------|-----|----------------|--------------|----------------|----------------------------|--------------------|-------------|---------------------|----------------|
| 1 | 28.4275 | 64.73 | Pk | 36.5 | -53.8 | -9.5 | 37.93 | 54 | -16.07 | 74 | -36.07 |
| 2 | 30.841 | 65.59 | Pk | 36.7 | -54.1 | -9.5 | 38.69 | 54 | -15.31 | 74 | -35.31 |
| 3 | 33.26725 | 64.85 | Pk | 37.4 | -54.1 | -9.5 | 38.65 | 54 | -15.35 | 74 | -35.35 |
| 4 | 29.065 | 63.14 | Pk | 36.4 | -52.8 | -9.5 | 37.24 | 54 | -16.76 | 74 | -36.76 |
| 5 | 31.8355 | 63.6 | Pk | 37 | -53.3 | -9.5 | 37.8 | 54 | -16.2 | 74 | -36.2 |
| 6 | 34.41775 | 64.99 | Pk | 37.6 | -54.3 | -9.5 | 38.79 | 54 | -15.21 | 74 | -35.21 |

Pk - Peak detector

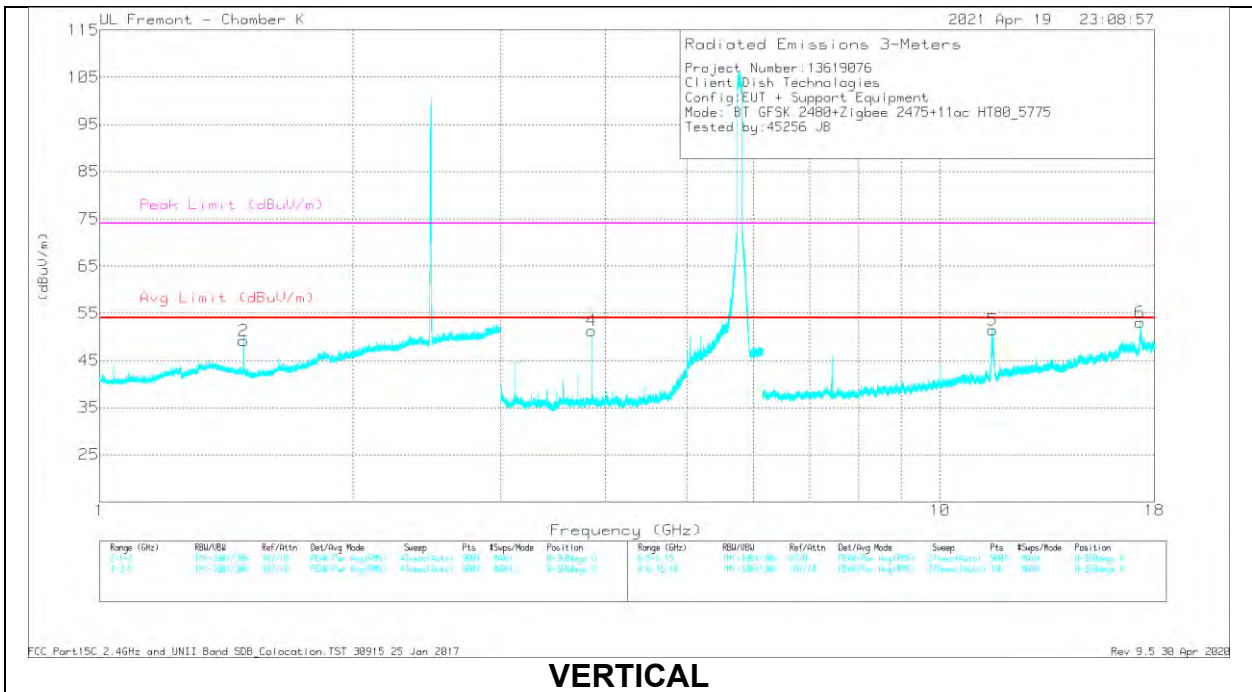
10.6. SPURIOUS EMISSIONS FOR CO-LOCATION

TEST-CASE CONDITIONS

| Mode | Frequency (MHz) |
|---------|-----------------|
| BT GFSK | 2480 |
| Zigbee | 2475 |
| UNII | VHT80 5775MHz |



HORIZONTAL



VERTICAL

| Marker | Frequency (GHz) | Meas Reading (dBuV) | Det | AF T863 (dB/m) | Amp/Cal/Filt/Pad (dB) | Filter (dB) | DC Corr (dB) | Corrected Reading (dBuV/m) | Avg Limit (dBuV/m) | Margin (dB) | Peak Limit (dBuV/m) | PK Margin (dB) | Azimuth (Degs) | Height (cm) | Polarity |
|--------|-----------------|---------------------|------|----------------|-----------------------|-------------|--------------|----------------------------|--------------------|-------------|---------------------|----------------|----------------|-------------|----------|
| 1 | * 1.48347 | 41.97 | PK-U | 27.9 | -12.9 | .5 | 0 | 57.37 | - | - | 74 | -16.63 | 254 | 186 | H |
| | * 1.4835 | 33.19 | ADR | 27.9 | -12.9 | .5 | .96 | 49.65 | 54 | -4.35 | - | - | 254 | 186 | H |
| 2 | * 1.48356 | 40.05 | PK-U | 27.9 | -12.9 | .5 | 0 | 55.55 | - | - | 74 | -18.45 | 210 | 192 | V |
| | * 1.48349 | 29.77 | ADR | 27.9 | -12.9 | .5 | .96 | 46.23 | 54 | -7.77 | - | - | 210 | 192 | V |
| 3 | * 3.84997 | 57.2 | PK-U | 33.5 | -41.2 | 2 | 0 | 51.5 | - | - | 74 | -22.5 | 115 | 145 | H |
| | * 3.85004 | 53.44 | ADR | 33.5 | -41.2 | 2 | .96 | 48.7 | 54 | -5.3 | - | - | 115 | 145 | H |
| 4 | * 3.85 | 59.05 | PK-U | 33.5 | -41.2 | 2 | 0 | 53.35 | - | - | 74 | -20.65 | 323 | 268 | V |
| | * 3.85007 | 54.9 | ADR | 33.5 | -41.2 | 2 | .96 | 50.16 | 54 | -3.84 | - | - | 323 | 268 | V |
| 5 | * 11.56067 | 65.64 | PK-U | 38.3 | -34.8 | .5 | 0 | 59.64 | - | - | 74 | -14.36 | 44 | 99 | V |
| | * 11.56098 | 44.72 | ADR | 38.3 | -34.8 | .5 | .96 | 49.68 | 54 | -4.32 | - | - | 44 | 99 | V |
| 6 | 17.30219 | 45.52 | PK-U | 41.6 | -30.9 | .5 | 0 | 56.72 | - | - | - | - | 360 | 153 | V |

* - indicates frequency in CFR47 Pt 15 / IC RSS-Restricted Band
 PK-U - U-NII: Maximum Peak
 ADR - U-NII AD primary method, RMS average

11. AC POWER LINE CONDUCTED EMISSIONS

LIMITS

FCC §15.207 (a)

| Frequency of Emission (MHz) | Conducted Limit (dB μ V) | |
|-----------------------------|------------------------------|------------|
| | Quasi-peak | Average |
| 0.15-0.5 | 66 to 56 * | 56 to 46 * |
| 0.5-5 | 56 | 46 |
| 5-30 | 60 | 50 |

*Decreases with the logarithm of the frequency.

TEST PROCEDURE

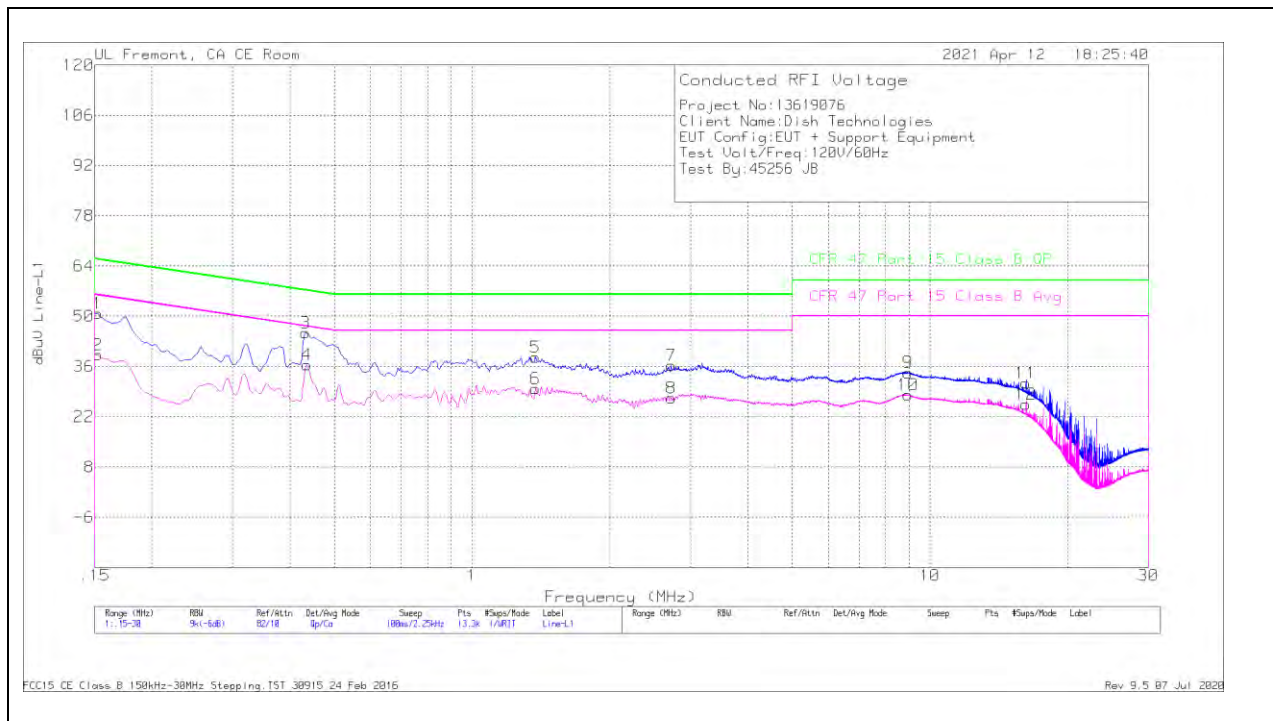
The EUT is placed on a non-conducting table 40 cm from the vertical ground plane and 80 cm above the horizontal ground plane. The EUT is configured in accordance with ANSI C63.10.

The receiver is set to a resolution bandwidth of 9 kHz. Peak detection is used unless otherwise noted as quasi-peak or average.

Line conducted data is recorded for both NEUTRAL and HOT lines.

RESULTS

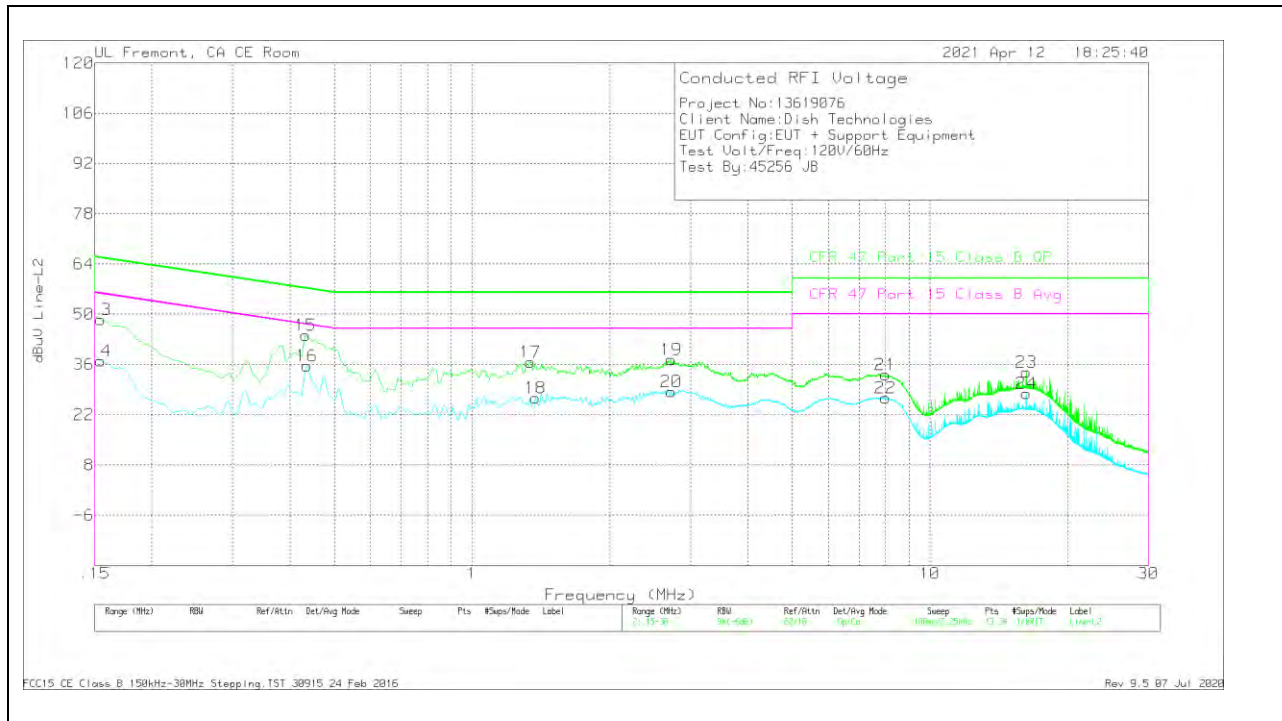
LINE 1 RESULTS



| Range 1: Line-L1 .15 - 30MHz | | | | | | | | | | | |
|------------------------------|-----------------|----------------------|-----|----------------|--------------------|--------------|------------------------|---------------------------|----------------|----------------------------|----------------------|
| Marker | Frequency (MHz) | Meter Reading (dBuV) | Det | PRE018644 6 L1 | LC Cables C1&C3 dB | Limiter (dB) | Corrected Reading dBuV | CFR 47 Part 15 Class B QP | QP Margin (dB) | CFR 47 Part 15 Class B Avg | Av(CISPR)Margin (dB) |
| 1 | .15225 | 40.61 | Qp | .1 | 0 | 10.1 | 50.81 | 65.88 | -15.07 | - | - |
| 2 | .15225 | 29.01 | Ca | .1 | 0 | 10.1 | 39.21 | - | - | 55.88 | -16.67 |
| 3 | .4335 | 35.2 | Qp | 0 | 0 | 10.1 | 45.3 | 57.19 | -11.89 | - | - |
| 4 | .43575 | 26.34 | Ca | 0 | 0 | 10.1 | 36.44 | - | - | 47.14 | -10.7 |
| 5 | 1.374 | 28.38 | Qp | 0 | .1 | 10.1 | 38.58 | 56 | -17.42 | - | - |
| 6 | 1.37738 | 19.6 | Ca | 0 | .1 | 10.1 | 29.8 | - | - | 46 | -16.2 |
| 7 | 2.72175 | 26.1 | Qp | 0 | .1 | 10.1 | 36.3 | 56 | -19.7 | - | - |
| 8 | 2.72175 | 17.08 | Ca | 0 | .1 | 10.1 | 27.28 | - | - | 46 | -18.72 |
| 9 | 8.96325 | 23.89 | Qp | 0 | .2 | 10.2 | 34.29 | 60 | -25.71 | - | - |
| 10 | 8.9655 | 17.66 | Ca | 0 | .2 | 10.2 | 28.06 | - | - | 50 | -21.94 |
| 11 | 16.16775 | 20.99 | Qp | 0 | .2 | 10.3 | 31.49 | 60 | -28.51 | - | - |
| 12 | 16.16775 | 15.03 | Ca | 0 | .2 | 10.3 | 25.53 | - | - | 50 | -24.47 |

Qp - Quasi-Peak detector
 Ca - CISPR average detection

LINE 2 RESULTS



| Range 2: Line-L2 .15 - 30MHz | | | | | | | | | | | |
|------------------------------|-----------------|----------------------|-----|----------------|--------------------|--------------|------------------------|---------------------------|----------------|----------------------------|-----------------------|
| Marker | Frequency (MHz) | Meter Reading (dBuV) | Det | PRE018644 6 L2 | LC Cables C2&C3 dB | Limiter (dB) | Corrected Reading dBuV | CFR 47 Part 15 Class B QP | QP Margin (dB) | CFR 47 Part 15 Class B Avg | Av(CISPR)M argin (dB) |
| 13 | .1545 | 38.34 | Qp | 0 | 0 | 10.1 | 48.44 | 65.75 | -17.31 | - | - |
| 14 | .1545 | 26.89 | Ca | 0 | 0 | 10.1 | 36.99 | - | - | 55.75 | -18.76 |
| 15 | .4335 | 33.98 | Qp | 0 | 0 | 10.1 | 44.08 | 57.19 | -13.11 | - | - |
| 16 | .43575 | 25.47 | Ca | 0 | 0 | 10.1 | 35.57 | - | - | 47.14 | -11.57 |
| 17 | 1.3425 | 26.41 | Qp | 0 | .1 | 10.1 | 36.61 | 56 | -19.39 | - | - |
| 18 | 1.37625 | 16.54 | Ca | 0 | .1 | 10.1 | 26.74 | - | - | 46 | -19.26 |
| 19 | 2.72175 | 27.1 | Qp | 0 | .1 | 10.1 | 37.3 | 56 | -18.7 | - | - |
| 20 | 2.72175 | 18.3 | Ca | 0 | .1 | 10.1 | 28.5 | - | - | 46 | -17.5 |
| 21 | 7.98675 | 22.87 | Qp | 0 | .1 | 10.2 | 33.17 | 60 | -26.83 | - | - |
| 22 | 7.9845 | 16.34 | Ca | 0 | .1 | 10.2 | 26.64 | - | - | 50 | -23.36 |
| 23 | 16.2285 | 23.4 | Qp | 0 | .2 | 10.3 | 33.9 | 60 | -26.1 | - | - |
| 24 | 16.2285 | 17.46 | Ca | 0 | .2 | 10.3 | 27.96 | - | - | 50 | -22.04 |

Qp - Quasi-Peak detector

Ca - CISPR average detection