




## 11. SETUP PHOTOS



### ANTENNA PORT CONDUCTED RF MEASUREMENT SETUP



**RADIATED RF MEASUREMENT SETUP (BELOW 1 GHz)**




**RADIATED RF MEASUREMENT SETUP (ABOVE 1 GHz)**



**RADIATED RF MEASUREMENT SETUP FOR PORTABLE CONFIGURATION**

FRONT PHOTO





BACK PHOTO





**POWERLINE CONDUCTED EMISSIONS MEASUREMENT SETUP**



**END OF REPORT**