



Copyright © 2014, EchoStar Technologies L.L.C., Englewood, Colorado 80112. All rights reserved. DISH is a registered trademark of DISH Network L.L.C. Other products, brands, and companies mentioned are the Trademarks of their respective owners. This product is designed in the United States and manufactured in India. p/n 203263



For all your customer needs, go to **mydish.com/chat** or call the Customer Service Center at **1-800-333-DISH (3474)**



HOME AUTOMATION DONGLE QUICK START GUIDE

REGULATORY INFORMATION

FEDERAL COMMUNICATIONS COMMISSION NOTIFICATION

This device complies with Part 15 of the FCC Rules. Operation is subject to the following two conditions:

- (1) this device may not cause harmful interference, and
- (2) this device must accept any interference received, including interference that may cause undesired operation.

This equipment has been tested and found to comply with the limits for a Class B digital device, pursuant to Part 15 of the FCC Rules. These limits are designed to provide reasonable protection against harmful interference in a residential installation. This equipment generates, uses and can radiate radio frequency energy and, if not installed and used in accordance with the instructions, may cause harmful interference to radio communications. However, there is no guarantee that interference will not occur in a particular installation. If this equipment does cause harmful interference to radio or television

reception, which can be determined by turning the equipment off and on, the user is encouraged to try to correct the interference by one or more of the following measures:

- Reorient or relocate the receiving antenna.
- Increase the separation between the equipment and receiver.
- Connect the equipment into an outlet on a circuit different from that to which the receiver is connected.
- Consult the dealer or an experienced radio/TV technician for help.

If none of the remedies stops the radio interference, you should contact a licensed radio/television technician, your satellite dealer, or call the Customer Service Center at 1-800-333-DISH (3474), for assistance.

Product must be installed at least 20 cm (~8 inches) from typical person locations per FCC RF exposure regulations.

Do not make changes or modifications to this equipment. This could void the user's authority to operate the equipment.

WELCOME


Thank you for buying the Home Automation Dongle. The Home Automation Dongle allows you to set and control your Home Automation products (doorbell, light switch controllers, door locks, and thermostats) using your Hopper® with Sling receiver. Please follow these instructions to connect your new Home Automation Dongle. You can also visit mydish.com for additional information on home automation.

PACKAGE CONTENTS:



Home Automation Dongle

Quick Start Guide



USB 2.0 Cable



This Limited Warranty is a legal document. Keep it in a safe place. Remember to retain your Bill of Sale for warranty service! Any items returned without a copy of the Proof of Purchase will be considered out of warranty.

This warranty extends only to the original user ("you," "your") of the DISH device and is limited to the purchase price of the device. DISH Network L.L.C. and its affiliated companies ("DISH," "we," "our," "us") warrant this device against defects in materials or workmanship as follows.

For one year from the original date of purchase, if we find the device is defective subject to the limits of this warranty, we will replace the device at no charge for parts or labor. We warrant any such work done against defects in materials or workmanship for the remaining part of the original warranty period.

This warranty does not cover installation of the DISH Network System; consumer instruction; physical set up or adjustment of any consumer electronic equipment; remote control batteries; signal reception problems; loss of use of the equipment; unused programming charges due to equipment malfunction; cosmetic damage; damage due to lightning, electrical or telephone line surges, fire, flood, or other acts of Nature; accident, misuse, abuse; repair or alteration by other than our factory service; negligence; commercial or institutional use; improper or neglected maintenance; equipment sold AS IS or WITH ALL FAULTS; equipment removal or reinstallation; shipping damage if the equipment was not packed and shipped in the manner we prescribe; nor equipment purchased, serviced, or operated outside the contiguous United States of America.

REPLACEMENT AS PROVIDED UNDER THIS WARRANTY IS YOUR EXCLUSIVE REMEDY. WE SHALL NOT BE HELD LIABLE FOR ANY INCIDENTAL OR CONSEQUENTIAL DAMAGES FOR BREACH OF ANY EXPRESSED OR IMPLIED WARRANTY ON THIS DEVICE, NOR FOR ANY INCIDENTAL OR CONSEQUENTIAL DAMAGE RESULTING FROM THE USE OF, OR INABILITY TO USE, THIS DEVICE. SOME STATES MAY LIMIT OR EXCLUDE THE FOREGOING LIMITATION, SO THE ABOVE EXCLUSION OR LIMITATION MAY NOT APPLY TO YOU. EXCEPT TO THE EXTENT PROHIBITED BY APPLICABLE LAW, UNDER NO CIRCUMSTANCES SHALL OUR LIABILITY, IF ANY, EXCEED THE PURCHASE PRICE PAID FOR THIS DEVICE. ANY IMPLIED WARRANTY OF MERCHANTABILITY OR FITNESS FOR A PARTICULAR PURPOSE ON THIS DEVICE IS LIMITED IN DURATION TO THE DURATION OF THIS WARRANTY. SOME STATES DO NOT ALLOW LIMITATIONS ON HOW LONG A STATUTORY OR IMPLIED WARRANTY LASTS, SO THE ABOVE LIMITATION MAY NOT APPLY TO YOU. WE RESERVE THE RIGHT TO REFUSE TO HONOR THIS WARRANTY IF WE DETERMINE ANY OF THE ABOVE EXCEPTIONS TO HAVE CAUSED THIS DEVICE NOT TO HAVE PERFORMED PROPERLY. THIS WARRANTY SHALL BE VOID IF ANY FACTORY-APPLIED IDENTIFICATION MARK, INCLUDING BUT NOT LIMITED TO SERIAL OR CONDITIONAL ACCESS NUMBERS, HAS BEEN ALTERED OR REMOVED. THIS WARRANTY SHALL ALSO BE VOID IF THE DEVICE HAS BEEN OPENED BY AN UNAUTHORIZED PERSON (with the exception of opening the battery cover).


This warranty gives you specific legal rights which may vary from state to state. Some states do not allow the exclusion or limitations of incidental or consequential damages, or allow limitations on the duration of an implied warranty, so those limitations may not apply to you.

SETUP AND INSTALLATION




USING YOUR HOME AUTOMATION DONGLE WITH YOUR HOPPER® WITH SLING RECEIVER

1



Connect the provided USB cable to the USB port on the Home Automation Dongle. Ensure that the Home Automation Dongle rests on a flat surface.

2



Connect the other end of the USB cable to the USB port on the Hopper with Sling receiver.

3

Follow the on-screen instructions to complete setup.