

2.3 Test configuration




Fig. 1 Conducted emissions test placement (idle only)




Fig. 2 Conducted emissions test placement (operating only)

5.3 Test Instruments Configuration



Pig 1 Front View of the Test Configuration (BASE)



Pig 2 Rear View of the Test Configuration (BASE)




Fig 1 Front View of the Test Configuration (HANDSET)



Fig 2 Rear View of the Test Configuration (HANDSET)

The test configuration for frequency between 1 GHz to 18 GHz is same as above.