

Figure 2




Test Setup for Conducted Emissions

Figure 3




Test Setup for Radiated Emissions – 30MHz to 1GHz – Horizontal Polarization




Test Setup for Radiated Emissions – 30MHz to 1GHz - Vertical Polarization



Figure 4



Test Setup for Radiated Emissions – 908MHz - Horizontal Polarization - Transmitter



Test Setup for Radiated Emissions – 908MHz – Vertical Polarization - Transmitter





Figure 5



Test Setup for Radiated Emissions, 1GHz to 10GHz – Horizontal Polarization



Test Setup for Radiated Emissions, 1GHz to 10GHz – Vertical Polarization