


Figure 2




Test Set-up for Conducted Emissions

Figure 3




Test Set-up for Radiated Emissions – 30MHz to 1GHz – Horizontal Polarization - Receiver




Test Set-up for Radiated Emissions – 30MHz to 1GHz - Vertical Polarization - Receiver

Figure 4



Test Set-up for Radiated Emissions – 908MHz - Horizontal Polarization - Transmitter



Test Set-up for Radiated Emissions – 908MHz – Vertical Polarization – Transmitter