



Figure 2a – Receive at 908.3MHz



Test Setup for Radiated Emissions, 30MHz to 1GHz – Horizontal Polarization




Test Setup for Radiated Emissions, 30MHz to 1GHz – Vertical Polarization

Figure 2b – Receive at 908.3MHz



Test Setup for Radiated Emissions, 1GHz to 5GHz – Horizontal Polarization



Test Setup for Radiated Emissions, 1GHz to 5GHz – Vertical Polarization

Figure 3a – Transmit at 908.4MHz



Test Setup for Radiated Emission, 908.4MHz – Horizontal Polarization




Test Setup for Radiated Emissions, 908.4MHz – Vertical Polarization

Figure 3b – Transmit at 908.4MHz



Test Setup for Radiated Emissions, 1GHz to 10GHz – Horizontal Polarization



Test Setup for Radiated Emissions, 1GHz to 10GHz – Vertical Polarization