

3M™ Model 1230 Disk Media Unlocker

Owner's Manual



© 3M, 2013. All rights reserved.

3M™ Model 1230 Disk Media Unlocker Owner's Manual, 78-8129-9730-8a

3M is a trademark of 3M. All other trademarks are property of their respective owners.

The original instructions in this document were written in U.S. English. All other languages are a translation of the original instructions.

Table of Contents



Safety information	4
Intended use.....	4
Explanation of signal word consequences.....	4
Explanation of product safety label symbol.....	4
Safety messages in this manual.....	5
Warning!.....	5
Caution.....	5
Label.....	5
Regulatory compliance	6
EMC compliance USA and Canada.....	6
FCC Radio Frequency Rules and Regulations.....	6
FCC intentional radiator certification.....	6
Industry Canada radio frequency rules and regulations.....	6
EMC compliance Europe.....	6
Introducing the disk media unlocker	7
Key features.....	7
Installation.....	7
SelfCheck IDMU animation.....	7
Operating the disk media unlocker	8
Warning!.....	8
Caution.....	8
Turn the system on.....	8
Operating the unit.....	8
Specifications	9
Environmental specifications.....	9
Electrical specifications.....	9
Dimensions and weight.....	9
3M Service	11
Information to gather.....	11
3M Service phone numbers.....	11
3M Library Systems Web Site.....	11

Safety information

Intended use

The 3M™ Model 1230 Disk Unlocker is intended for use by library staff and patrons in checking out optical media, CDs or DVDs that use radio frequency identification (RFID) tags to indicate a security status. It is placed on a desktop in an indoor library environment, and has not been evaluated for other uses or locations.

Explanation of signal word consequences

 WARNING!	Indicates a potentially hazardous situation, which, if not avoided, could result in death or serious injury and/or property damage.
 CAUTION	Indicates a potentially hazardous situation, which, if not avoided, may result in minor or moderate injury and/or property damage.

Explanation of product safety label symbol

	Do not throw away in normal trash
---	-----------------------------------

Safety messages in this manual

WARNING!

To reduce the risks associated with hazardous voltage:

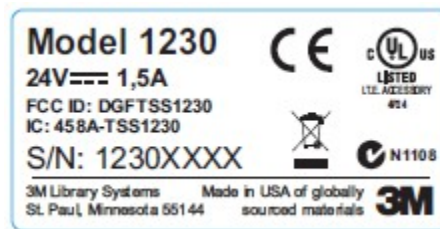
- Do not use the product if the case, cover, or power cord are damaged.
- Do not attempt to modify, service, or repair—no user serviceable parts inside—contact 3M Service for repair.

CAUTION

To reduce the risks associated with environmental contamination at the end of service life of the product: At the end of service life, dispose of or recycle the product in accordance with applicable federal, state, and local requirements.

Label

The illustration at right shows the disk media unlocker label.



Regulatory compliance

EMC compliance USA and Canada

FCC Radio Frequency Rules and Regulations

This equipment has been tested and found to comply with the limits for a Class A device, pursuant to Part 15 of the FCC Rules. These limits are designed to provide reasonable protection against harmful interference when the equipment is operated in a commercial environment. This equipment generates, uses, and can emit radiated radio frequency energy and, if not installed and used in accordance with the instruction manual, may cause harmful interference to radio communications. Operation of this equipment in a residential area is likely to cause harmful interference in which case the user will be required to correct the interference at his own expense.

NO MODIFICATIONS. Modifications to this device shall not be made without the written consent of 3M Company. Unauthorized modifications may void the authority granted under Federal Communications Commission Rules permitting the operation of this device.

FCC intentional radiator certification

FCC ID:

DGFTSS1230

This equipment contains an intentional radiator approved by the FCC under the FCC ID number shown above. This device complies with Part 15 of the FCC Rules. Operation is subject to the following two conditions: (1) this device may not cause harmful interference, and (2) this device must accept any interference received, including interference that may cause undesired operation.

Industry Canada radio frequency rules and regulations

This Class A digital apparatus meets all requirements of the Canadian Interference-Causing Equipment Regulations.

Cet appareil numérique de la classe A respecte toutes les exigences du Règlement sur le matériel brouilleur du Canada.

CANADA: 458A-TSS1230

Operation is subject to the following two conditions: (1) this device may not cause interference, and (2) this device must accept any interference received, including interference that may cause undesired operation of the device.

EMC compliance Europe

This equipment meets the requirements of the RTTE and EMC directives.

Introducing the disk media unlocker

Key features

The 3M™ Model 1230 Disk Media Unlocker is placed on a desktop, normally in close proximity to a SelfCheck unit. Note that the Model 1230 is a standalone unit, and is not connected to or powered by the SelfCheck.

Installation

Begin by testing the media unlocker in the designated area. If the setup is favorable, you may wish to consider affixing the unit to the tabletop, either with an adhesive solution such as 3M™ ScotchLok, or by using the mounting holes on the unlocker base to affix the unit to the tabletop.

SelfCheck IDMU animation

The disk provided with the 3M™ Model 1230 Disk Media Unlocker contains a new animation file. A 3M technician installs this file and makes the required configuration adjustments to accommodate the updated animation.

If you have questions, please contact 3M Software Support at:

- Phone: 800-328-0067, option 1,1,1
- Email: ls-software support@mmm.com



Operating the disk media unlocker

WARNING!

To reduce the risks associated with hazardous voltage:

- Do not use the product if the case or power cord are damaged.
- Do not attempt to modify, service, or repair—no user serviceable parts inside—contact 3M Service for repair.

CAUTION

To reduce the risks associated with environmental contamination at the end of service life of the product: At the end of service life, dispose of or recycle the product in accordance with applicable federal, state, and local requirements.

Turn the system on

Attach the power cord using the provided 3-pin connector power cord. The unit will power on as soon as power is connected.

Operating the unit

To operate the unit, insert an optical media, CD or DVD that uses a radio frequency identification (RFID) tag to indicate security status, into the opening on the front of the enclosure.

Specifications

Environmental specifications

Operating temperature range	32° to 104° F [0° to 50° C]
Storage temperature range	-4° to 140° F [-20° to 60° C]
Humidity	0% to 85% relative humidity, non-condensing

Electrical specifications

External power supply specifications:

- Input voltage: 100-240 VAC 50/60Hz
- Output voltage: Regulated 240 DC
- Output current: 2A

Dimensions and weight

Dimensions: 6" x 10" x 15" (15cm x 25cm x 38cm)

Base Dimensions: 6" x 9" (15cm x 23cm)

Weight: 10 lbs.

Effective 12-12-05

One Year Library Systems Product Performance Guarantee: Subject to the Limitation of Liability below, 3M guarantees your satisfaction with the performance of any 3M Library System Product for 12 months from the date of installation provided that a) you are the original purchaser; b) you have executed a one (1) year 3M Service Agreement for maintenance of the Library System product; and c) the product has not been subjected to abuse, misuse, accident or neglect. Performance means the product meets 3M published product specifications. If you are not completely satisfied with the performance of your Library System Product, you may return the Library System product for a prompt refund. 3M will pay all reasonable de-installation and shipping charges to return the product to 3M. Note that all claims under this guarantee must be submitted to 3M within 12 months from the date of installation of the 3M Library Systems Product. Failure to submit a claim within this time frame will invalidate this guarantee. **IMPORTANT:** Consumables and non-3M branded products are excluded from this Guarantee.

Warranty and Limited Remedy for Non-Software Library Systems Products Not Covered by Performance Guarantee: Unless stated otherwise in 3M product literature or packaging, 3M warrants that each 3M Library Systems Product meets the applicable specifications for a period of ninety (90) days from the date of shipment (or, in the case of hardware installed by 3M, from the date of installation). Any warranties related to 3M software are contained in separate 3M software licenses. Consumables and non-3M branded products are excluded from this Warranty and Limited Remedy.

3M MAKES NO OTHER GUARANTEES, WARRANTIES OR CONDITIONS, EXPRESS OR IMPLIED, INCLUDING, BUT NOT LIMITED TO, ANY IMPLIED WARRANTY OR CONDITION OF MERCHANTABILITY OR FITNESS FOR A PARTICULAR PURPOSE OR ANY IMPLIED WARRANTY OR CONDITION ARISING OUT OF A COURSE OF DEALING, CUSTOM OR USAGE OF TRADE. You are responsible for determining whether the 3M product is fit for a particular purpose and suitable for your application. If the 3M product is defective within the warranty period and provided that a) the product has not been subjected to abuse, misuse, accident or neglect and b) you have notified 3M within thirty (30) days after the defect was discovered, your exclusive remedy and 3M's and seller's sole obligation will be, at 3M's option, to replace or repair the defective 3M product.

Limitation of Liability: EXCEPT WHERE PROHIBITED BY LAW, 3M AND SELLER WILL NOT BE LIABLE FOR ANY LOSS OR DAMAGE ARISING FROM 3M LIBRARY SYSTEMS, WHETHER DIRECT, INDIRECT, SPECIAL, INCIDENTAL OR CONSEQUENTIAL, REGARDLESS OF THE LEGAL THEORY ASSERTED, INCLUDING WARRANTY, CONTRACT, NEGLIGENCE OR STRICT LIABILITY.

Guarantee and Warranty Claims: For guarantee and warranty claims, and for service, contact our service representatives at 1-800-328-0067

3M Service

Information to gather

Before you call, please have the following information available:

- Name, address, and telephone number of your facility
- Model number(s) of equipment you are calling about —and, if applicable, other equipment installed
- Your question(s), or if applicable, a description of the problem or issue you want addressed

3M Service phone numbers

For questions regarding your system, call one of the following numbers.

In the United States

1-800-328-0067

In Canada

English 1-800-268-6235
Français 1-800-567-3193

In other countries

Call your local 3M office.

3M Library Systems Web Site

The 3M Library Systems Web site can be located at <http://www.3M.com/library>.

For additional information in the United States about 3M Library Systems, go to <http://www.3M.com/us/library>.

3M Library Systems
3M Center, Building 225-4N-14
St. Paul, MN 55144-1000
www.3M.com/library