

D. Test Setup Photos

1. Radiated Emissions test setup




Figure 1: ULXD6 Transmitter Test Setup




Figure 2: ULXD6 Transmitter Test Setup

2. Power Output test setup




Figure 3: Test setup for Maximum Radiated Output

3. Necessary Bandwidth test setup

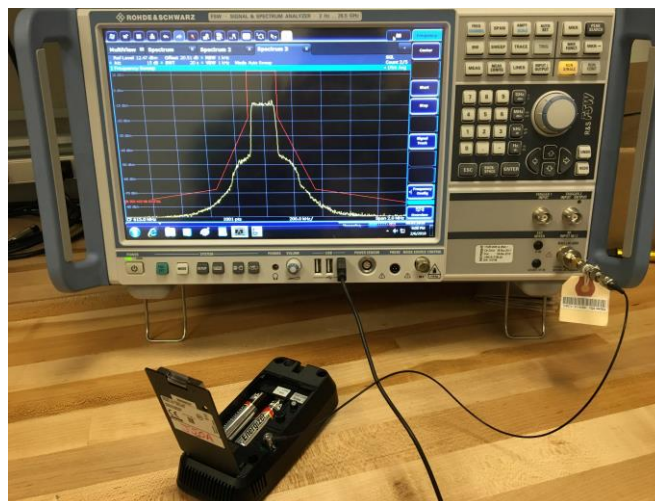


Figure 4 - Test Setup for Necessary Bandwidth