

NOTES:

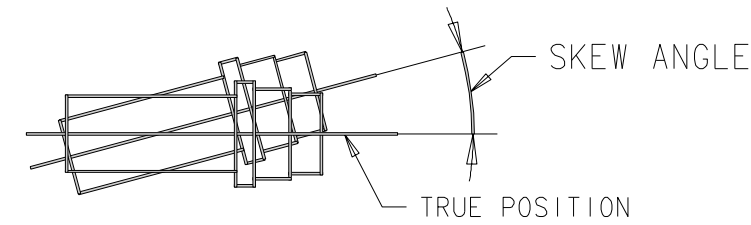
- REFER TO 6A269 FOR APPLICABLE PC BOARD ASSEMBLY SPECIFICATIONS.
  - PLACE 28A8197 IN THIS AREA IN ACCORDANCE WITH 6A269 SPECIFICATION.
  - FINISHED ASSEMBLY SHALL COMPLY WITH SHURE, INC. SPECIFICATION 6A278.
  - ASSEMBLER SHALL MARK THE FINISHED ASSEMBLY WITH A 2ND LEVEL INTERCONNECT MARKING AS SPECIFIED IN THE LATEST VERSION OF IPC-1066.

- ALIGNMENT PARAMETERS APPLY TO PARTS LISTED BELOW:

REFERENCE DESIGNATOR	PART MOUNTING SURFACE TO PCB	SKEW (VALUES)	APPLICABLE NOTES
SIDE 1:			
J100	FLUSH TO .010	1 DEGREE	A, B
J200	FLUSH TO .010	1 DEGREE	A, B
J300	FLUSH TO .010	1 DEGREE	A, B
J400	FLUSH TO .010	1 DEGREE	A, B
J500	FLUSH TO .010	1 DEGREE	A, B
J600	FLUSH TO .010	1 DEGREE	A, B
J700	FLUSH TO .010	1 DEGREE	A, B
J800	FLUSH TO .010	1 DEGREE	A, B
J900	FLUSH TO .010	1 DEGREE	A, B
J901	FLUSH TO .010	1 DEGREE	A, B
J902	FLUSH TO .010	1 DEGREE	A, B
J903	FLUSH TO .010	1 DEGREE	A, B

A. SKEW VALUES ARE MAX DEVIATION FROM THE TRUE POSITION.

EXAMPLE:



B. COMPONENTS WITH SOLDER TERMINALS OR STANDOFFS WILL BE MEASURED FROM PCB SURFACE TO SHOULDER OF TERMINAL OR MOUNTING SURFACE OF STANDOFF.

- PLACEMENT OF PARTS SHALL BE IN ACCORDANCE WITH SHURE'S SUPPLIED BILL OF MATERIALS (BOM).
- SHURE'S SUPPLIER SHALL STAMP THE BOARD WITH A 'Q' IN A CONTRASTING COLOR NEAR THE PCB MANUFACTURER'S 'UL' LOGO TO DESIGNATE THAT THE ASSEMBLY HAS BEEN CHECKED AND HAS PASSED FUNCTIONAL TEST.
- POST ASSEMBLY REPORT (DFM/DFT FEEDBACK REPORT), IN MICROSOFT WORD FORMAT, SHALL BE TRANSMITTED TO SHURE INCORPORATED SUPPLIER QUALITY ASSURANCE WITHIN FIVE (5) BUSINESS DAYS OF FIRST SHIPMENT OF COMPLETED ASSEMBLIES.
- FASTEN HEATSINK TO BOARD WITH # 4-40 SCREWS (17). TORQUE SCREWS TO 6-8 IN-LBS.
- MASK PLATED THRU HOLE OPENINGS BEFORE WAVE SOLDER FOR THE FOLLOWING FEATURES: FOUR CHASSIS MOUNTING HOLES.
- A. VIAS AND HEATSINK HOLES LOCATED IN SOLDERMASK CLEARED AREAS ARE TO BE SOLDER FILLED FOR HEAT DISSIPATION.
  - VIAS AND HEATSINK HOLES SHALL BE MASKED ON BOTTOM SIDE PRIOR TO WAVE SOLDER.
- ALL FILLED VIAS LOCATED IN THE SOLDERMASK CLEARED AREA UNDER THE HEATSINK MUST NOT PROTRUDE THROUGH THE BOTTOM SURFACE OF THE BOARD.
- COMPLETE SOLDER FILLETS ARE NOT REQUIRED FOR THE FOLLOWING COMPONENTS: Q102, Q105, Q202, Q205, Q302, Q305, Q402, Q405, Q502, Q505, Q602, Q605, Q702, Q705, Q802, Q805, U904 AND U905.
- DEPANELIZE AFTER ASSEMBLY.

NOTE 8A

NOTE 10

NOTE 2

NOTE 8A

NOTE 10

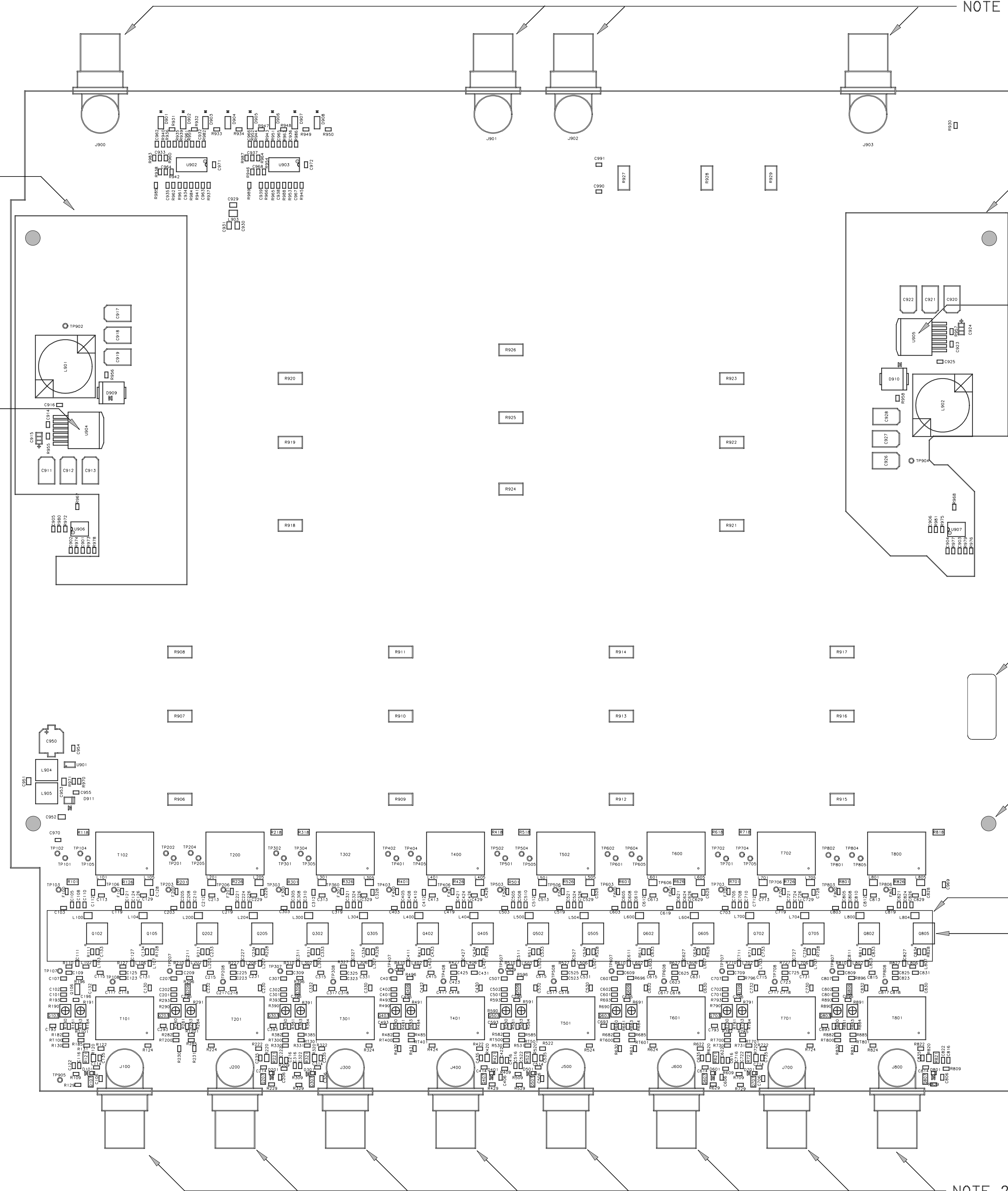
NOTE 1A

NOTE 7  
TYP 4 PLS

NOTE 8A, 8B

NOTE 10  
TYP 16 PLS

NOTE 2



DESCRIPTION ASSEMBLY	PCB-PA821	MAT. NO. 190-10132
		DOC. NO. 1002430
		SHEET NO. 1 OF 2 SHEETS
		PLM PHASE -
		PLM STATE RELEASED

**CONFIDENTIAL**  
© 2007 SHURE INC.

RAW MATERIAL: SEE NOTE 2  
FINISH: ENIG

DO NOT SCALE DRAWINGS.  
DIMENSIONS SHOWN APPLY AFTER PLATING.  
ALL DIMENSIONS IN INCHES UNLESS OTHERWISE SPECIFIED.

NOTICE  
THIS DRAWING IS THE PROPERTY OF SHURE INCORPORATED AND IS LOANED TO YOU IN STRICT CONFIDENCE AND WITH THE UNDERSTANDING THAT IT IS NOT TO BE REPRODUCED, COPIED, OR USED EXCEPT FOR THE PURPOSE OF PRODUCING TOOLS OR PRODUCTS EXCLUSIVELY FOR SHURE INCORPORATED. COPIES OF THIS DRAWING ARE TO BE MADE ONLY WHEN NECESSARY FOR THE PURPOSE STATED ABOVE AND ALL COPIES MUST CONTAIN THIS NOTICE. THIS DRAWING AND ALL COPIES MUST BE RETURNED ON REQUEST.

TOLERANCES:  
HOLE SIZES +/- .003  
DECIMAL +/- .005 ANGLES +/- 1

**SHURE INCORPORATED**  
5800 W. 100TH AVE.  
NILES, IL 60714-4608  
PHONE: 847-600-2000  
MICROPHONES AND AUDIO ELECTRONICS

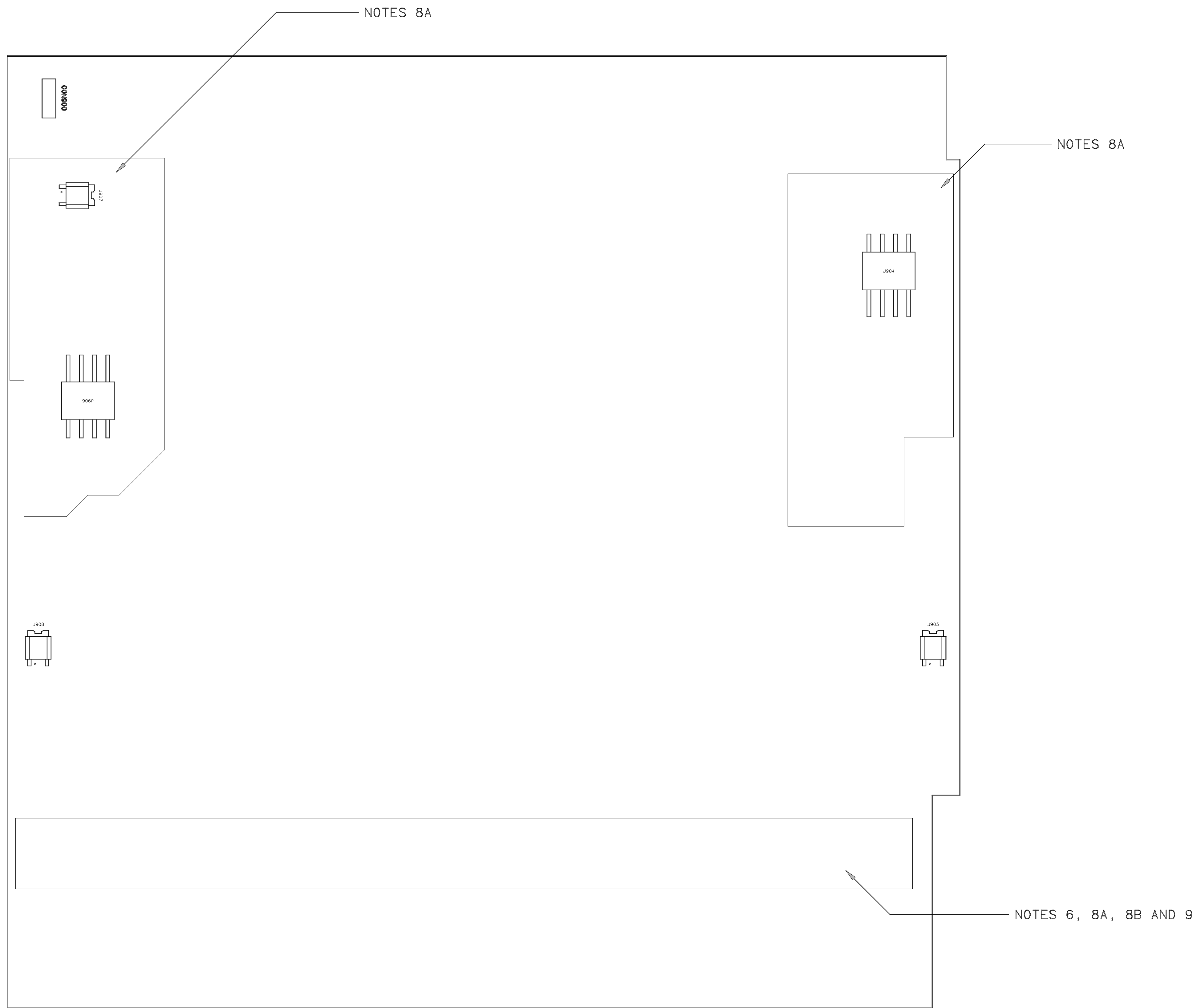
DRAWN C.LOTESTO 06/18/2007  
PROJ. 17340 D SIZE RELEASED.LUBECKB 07/27/07

00 ECO-100178  
RECORD OF CHANGES MADE

MAT. NO. 190-10132  
DOC. NO. 1002430

DESCRIPTION ASSEMBLY	MAT. NO. 190-10132
	DOC. NO. 1002430
	SHEET NO. 2 OF 2 SHEETS
	PLM PHASE -
	PLM STATE IN DEFINITION

RELEASED



00	ECO-100178
R	RECORD OF CHANGES MADE

<b>CONFIDENTIAL</b>		MAT. NO. 190-10132
© 2007 SHURE INC.		DOC. NO. 1002430
RAW MATERIAL: SEE NOTE 2		
FINISH: ENIG		
DO NOT SCALE DRAWINGS DIMENSIONS SHOWN APPLY AFTER PLATING ALL DIMENSIONS IN INCHES UNLESS OTHERWISE SPECIFIED.		TOLERANCES: HOLE SIZES +/- .003 DECIMAL +/- .005 ANGLES +/- 1
NOTICE THIS DRAWING IS THE PROPERTY OF SHURE INCORPORATED AND IS DISCLOSED TO YOU IN STRICT CONFIDENCE AND WITH THE UNDERSTANDING THAT IT IS NOT TO BE REPRODUCED, COPIED, OR USED EXCEPT FOR THE PURPOSE OF PRODUCING TOOLS OR PRODUCTS EXCLUSIVELY FOR SHURE INCORPORATED. COPIES OF THIS DRAWING ARE TO BE MADE ONLY WHEN NECESSARY FOR THE PURPOSE STATED ABOVE AND ALL COPIES MUST CONTAIN THIS NOTICE. THIS DRAWING AND ALL COPIES MUST BE RETURNED ON REQUEST.		SHURE INCORPORATED 5800 W. TOUHY AVE. NILES, IL 60714-4608 PHONE 847-600-2000 MICROPHONES AND AUDIO ELECTRONICS
PROJ. 17340	D SIZE	RELEASED