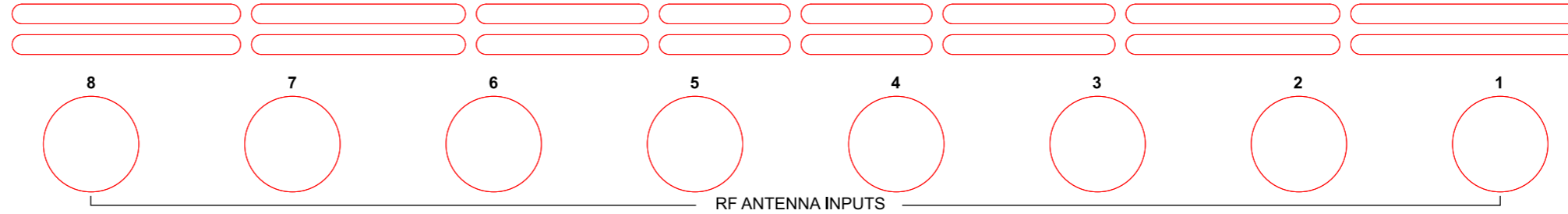



SHURE INCORPORATED
FCC ID: DD4PA821A
IC: 616A-PA821A




INPUT: 70 W MAX, 1.5 A MAX
100-240 V~ 50/60 Hz



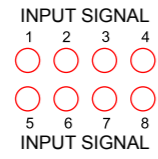
CAMERA READY ARTWORK

PLATE #: 2969
DESCRIPTION: Rear Panel PA821A
MODEL #: PA821A
PROJECT #: 17701
SCALE: 1:1
DESIGNER: A. Thompson
APPROVED:
SHURE INCORPORATED, NILES, IL. 60714

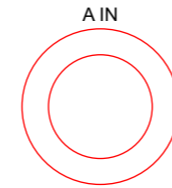
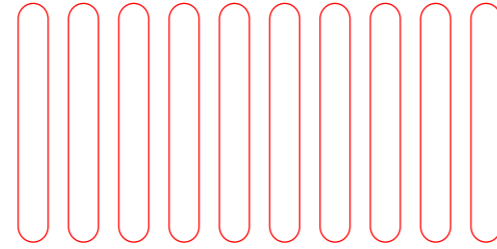
SHURE
PA821A
PSM Antenna Combiner
470-952 MHz



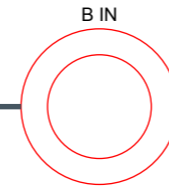
MAIN OUT - 50 OHMS



ACTIVE COMBINER



A IN




B IN



A+B OUT



POWER



EXPANSION PORT

CAMERA READY ARTWORK

PLATE #: 2939
DESCRIPTION: Front Panel PA821A
MODEL #: PA821A
PROJECT #: 17701
SCALE: 1:1
DESIGNER: A. Thompson
APPROVED:
SHURE INCORPORATED, NILES, IL. 60714