
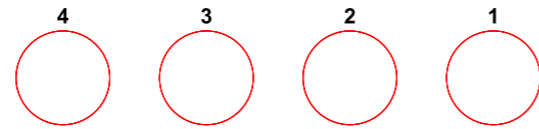



SHURE INCORPORATED


FCC ID: DD4PA421A
IC: 616A-PA421A



INPUT: 80 W MAX, 1.65 A MAX
100-240 V~ 50/60 Hz



POWER OUTPUTS 15VDC, 660mA EACH



RF ANTENNA INPUTS

CAMERA READY ARTWORK

PLATE #: 2968
DESCRIPTION: Rear Panel PA421A
MODEL #: PA421A
PROJECT #: 17701
SCALE: 1:1
DESIGNER: A. Thompson
APPROVED:
SHURE INCORPORATED, NILES, IL. 60714



CAMERA READY ARTWORK

PLATE #: CR-2938
 DESCRIPTION: Front Panel PA421
 MODEL #: Antenna Combiner
 PROJECT #:17701
 SCALE: 1:1
 DESIGNER: A. Thompson
 APPROVED:
 SHURE INCORPORATED, NILES, IL. 60714