

DESCRIPTION NAMEPLATE, FREQUENCY

DRWG. NO. 39-8529

SHEET NO. 1 OF 1 SHEETS

RECORD OF CHANGES MADE

1 RELEASE FOR PRODUCTION 4/03/07 JGS CJW 4/3/07

2 ECO 100604. REV'D NAMEPLATE THRU-OUT FROM PREPRINTED TO WEBER EDITABLE FIELDS; REV'D MAT'L WAS 28-2089 FOR MX690 AND 28-2090 FOR MX890 VERSIONS. BT 08/7/07

3 ECO 101074 ADDED FREQ DESIGNATOR TO THE END OF DESC. 2; REM'D HYPHEN IN DESC 3; ADDED FREQ DESIGNATOR TO END OF MODEL NO. ADDED 39H8529, 39K8529, 39L8529, 39M8529, 39N8529, 39P8529 TO THE CHART OF NOTE 2; ADDED DRAWING VIEW FOR FORMAT NPLATE-17D; ECO 101074 ADDED NPLATE-19 FOR 39C8529 AND 39F8529. ADDED CMII ID TO L4 BAND FOR 39C8529 AND 39F8529 CHANGED DWG SIZE TO "C". REVISED R13 BANDS TO NPLATE-17D. SO & JGS 1/29/07

A

B

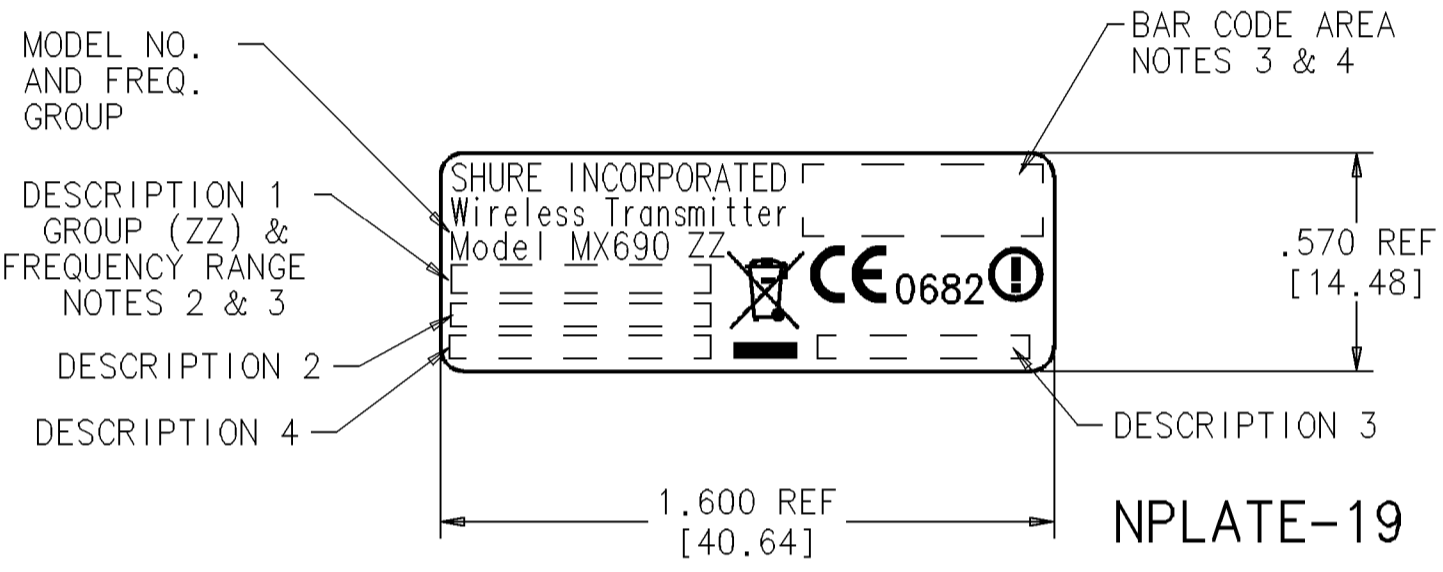
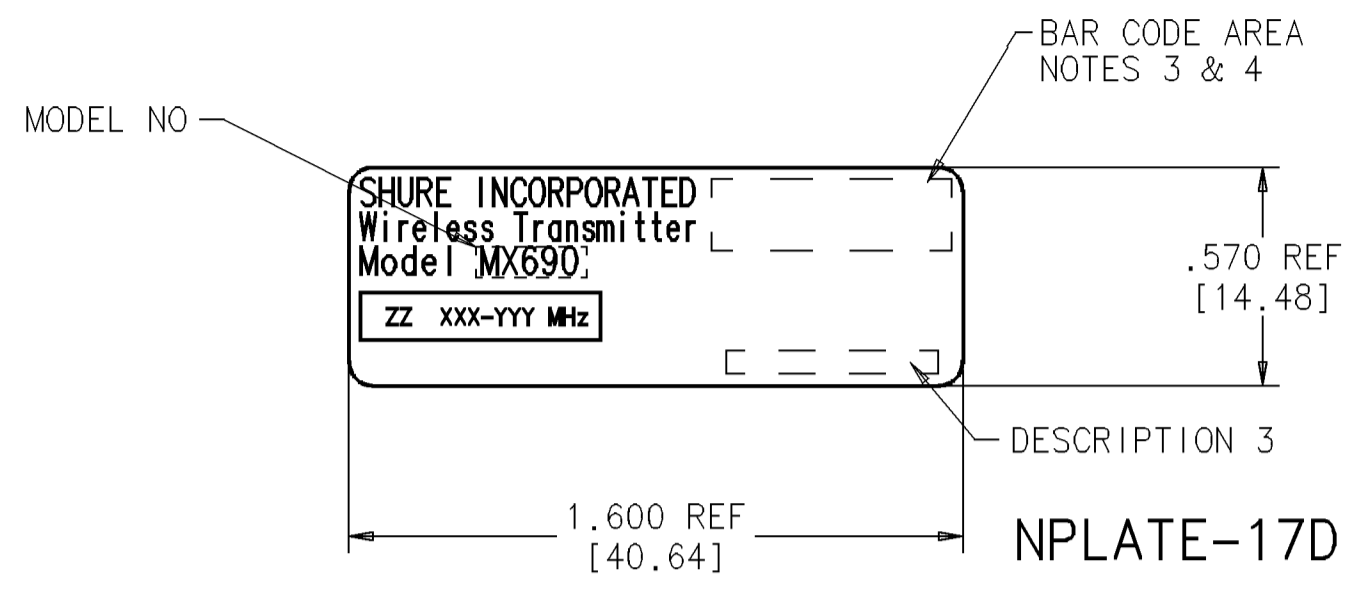
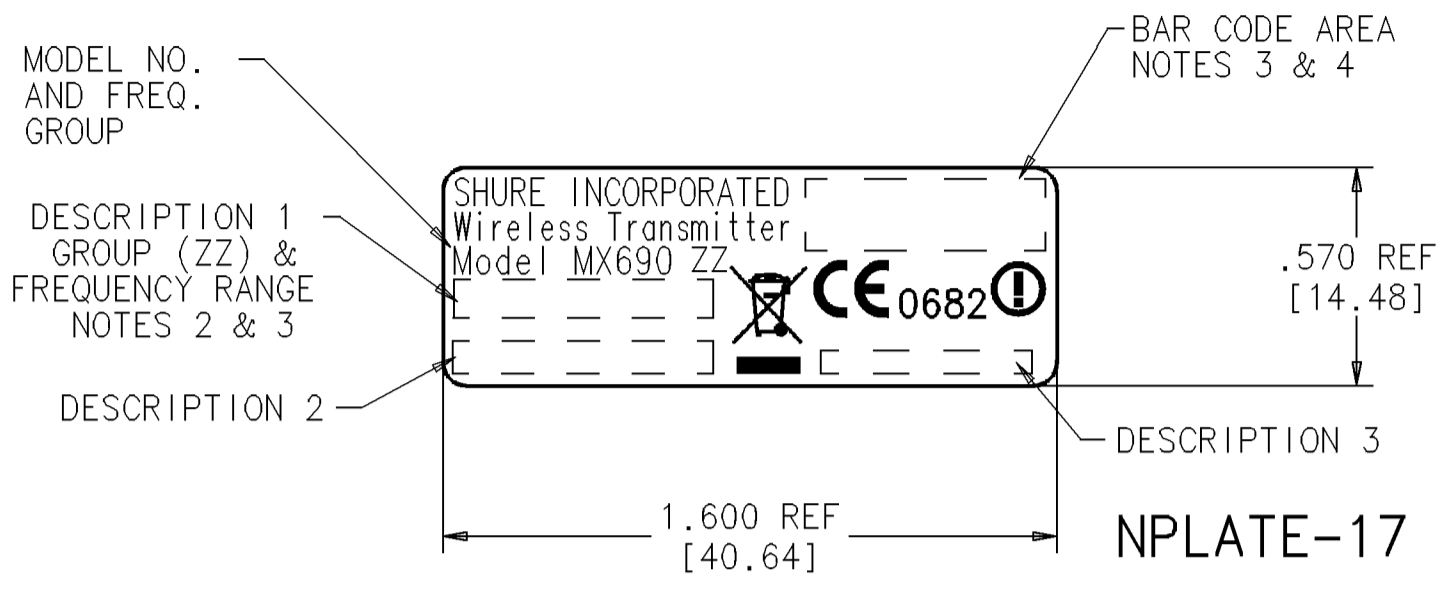
C

D

E

F

G



- NOTES:
- MATERIAL: 28A801 PRECUT LABEL STOCK (SILVER), 17A665 THERMAL TRANSFER RIBBON (BLACK); BOTH SUPPLIED BY WEBER MARKING SYSTEMS.
  - ARTWORK MUST BE REPRODUCED FROM CR ARTWORK PER TABLE BELOW: REFER TO LABEL DRAWING NO. 6J252 FOR PROPER FORMAT.

PART NO.	GROUP (ZZ)	DESCRIPTION 1 (FREQUENCY RANGE)	MODEL NO.	DESCRIPTION 2	DESCRIPTION 3	DESCRIPTION 4	FORMAT
39A8529	H5	518-542 MHz	MX690 H5	IC:616A-MX690H5	FCC ID: DD4MX690H5	N/A	NPLATE-17
39B8529	J3	572-596 MHz	MX690 J3	IC:616A-MX690J3	FCC ID: DD4MX690J3	N/A	NPLATE-17
39C8529	L4	638-662 MHz	MX690 L4	IC:616A-MX690L4	FCC ID: DD4MX690L4	CMII ID:2007DJ4309	NPLATE-19
39J8529	R13	794-806 MHz	MX690	—————	—————	N/A	NPLATE-17D
39D8529	H5	518-542 MHz	MX890 H5	IC:616A-MX890H5	FCC ID: DD4MX890H5	N/A	NPLATE-17
39E8529	J3	572-596 MHz	MX890 J3	IC:616A-MX890J3	FCC ID: DD4MX890J3	N/A	NPLATE-17
39F8529	L4	638-662 MHz	MX890 L4	IC:616A-MX890L4	FCC ID: DD4MX890L4	CMII ID:2007DJ4310	NPLATE-19
39G8529	R13	794-806 MHz	MX890	—————	—————	N/A	NPLATE-17D
39H8529	X1	944-952 MHz	MX690	—————	FCC ID: DD4MX690A	N/A	NPLATE-17D
39K8529	G4	470-494 MHz	MX690	—————	FCC ID: DD4MX690G4	N/A	NPLATE-17D
39L8529	G5	494-518 MHz	MX690	—————	FCC ID: DD4MX690G5	N/A	NPLATE-17D
39M8529	X1	944-952 MHz	MX890	—————	FCC ID: DD4MX890A	N/A	NPLATE-17D
39N8529	G4	470-494 MHz	MX890	—————	FCC ID: DD4MX890G4	N/A	NPLATE-17D
39P8529	G5	494-518 MHz	MX890	—————	FCC ID: DD4MX890G5	N/A	NPLATE-17D

- ALL CHARACTERS TO BE BLACK ON SILVER BACKGROUND. FORMAT FOR LABEL IS PER CHART ABOVE AS SHOWN ON DRAWING 6J252.
- BAR CODE AREA INFORMATION INCLUDES MODEL (MX690 OR MX890) AND GROUP ZZ.

**CONFIDENTIAL**  
© 2007-2008 SHURE INCORPORATED

DRWG. NO. 39-8529

MATERIAL: NOTES 1 & 2 FINISH: NOTE 1

NOTES: - DO NOT SCALE DRAWINGS.  
- DIMENSIONS SHOWN APPLY BEFORE PLATING.  
- ALL DIMENSIONS IN INCHES AND [METRIC].

NOTICE  
THIS DRAWING IS THE PROPERTY OF SHURE INCORPORATED AND IS DISCLOSED TO YOU IN STRICT CONFIDENCE AND WITH THE UNDERSTANDING THAT IT IS NOT TO BE REPRODUCED, COPIED, OR USED EXCEPT FOR THE PURPOSE OF PRODUCING TOOLS OR PRODUCTS EXCLUSIVELY FOR SHURE INCORPORATED. COPIES OF THIS DRAWING ARE TO BE MADE ONLY WHEN NECESSARY FOR THE PURPOSE STATED ABOVE AND ALL COPIES MUST CONTAIN THIS NOTICE. THIS DRAWING AND ALL COPIES MUST BE RETURNED ON REQUEST.

SHURE INCORPORATED  
5800 W. TOUHY AVE.  
NILES, IL 60714-4608  
PH. (847) 600-2000  
MICROPHONES AND AUDIO ELECTRONICS

DRAWN J. SUNDQUIST 02/20/2007

APPROVED

APPROVED

PROJ. 17523 APPROVED AMS 4/4/07

ORIG. USED IN MX690