

DESCRIPTION NAMEPLATE, FREQUENCY

DRWG. NO. 39-8529

SHEET NO. 1 OF 1 SHEETS

RECORD OF CHANGES MADE

1 RELEASE FOR PRODUCTION 4/03/07 JGS CJW 4/3/07

2 ECO 100604. REV'D NAMEPLATE THRU-OUT FROM PREPRINTED TO WEBER EDITABLE FIELDS; REV'D MAT'L WAS 28-2089 FOR MX690 AND 28-2090 FOR MX890 VERSIONS. BT 08/7/07

3 ECO 101074 ADDED FREQ DESIGNATOR TO THE END OF DESC. 2; REM'D HYPHEN IN DESC 3; ADDED FREQ DESIGNATOR TO END OF MODEL NO. ADDED 39H8529, 39K8529, 39L8529, 39M8529, 39N8529, 39P8529 TO THE CHART OF NOTE 2; ADDED DRAWING VIEW FOR FORMAT NPLATE-17D; ECO 101074 ADDED NPLATE-19 FOR 39C8529 AND 39F8529. ADDED CMII ID TO L4 BAND FOR 39C8529 AND 39F8529 CHANGED DWG SIZE TO "C". REVISED R13 BANDS TO NPLATE-17D. SO & JGS 1/29/07

A

B

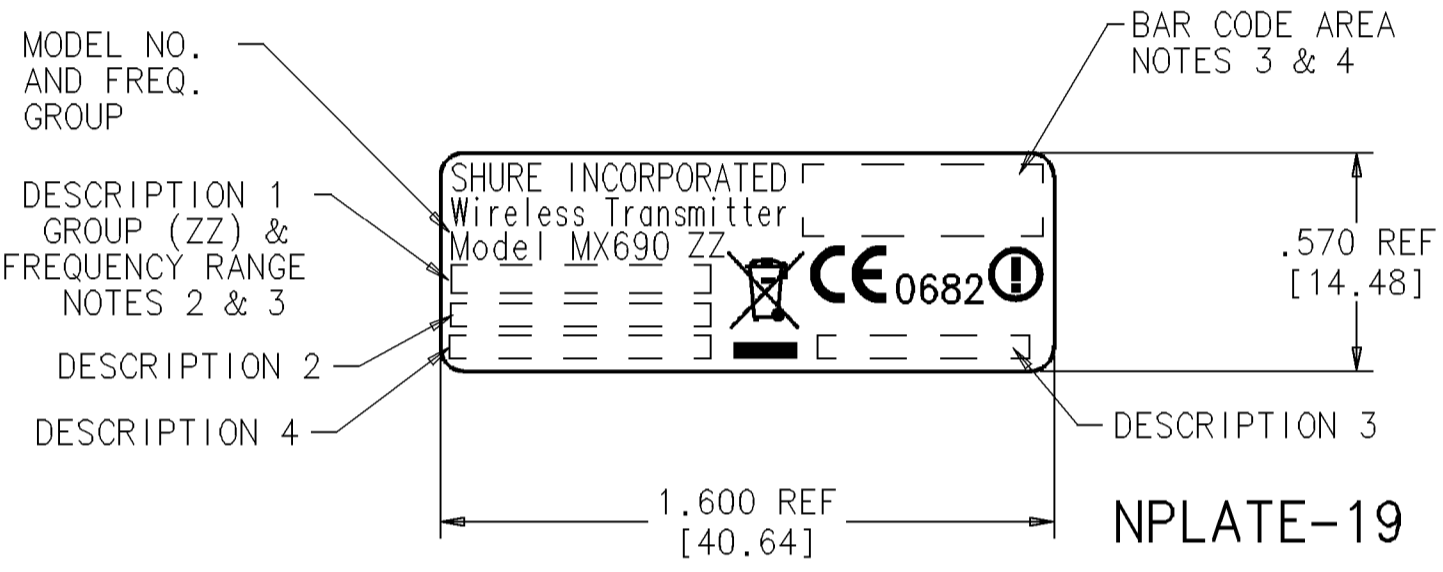
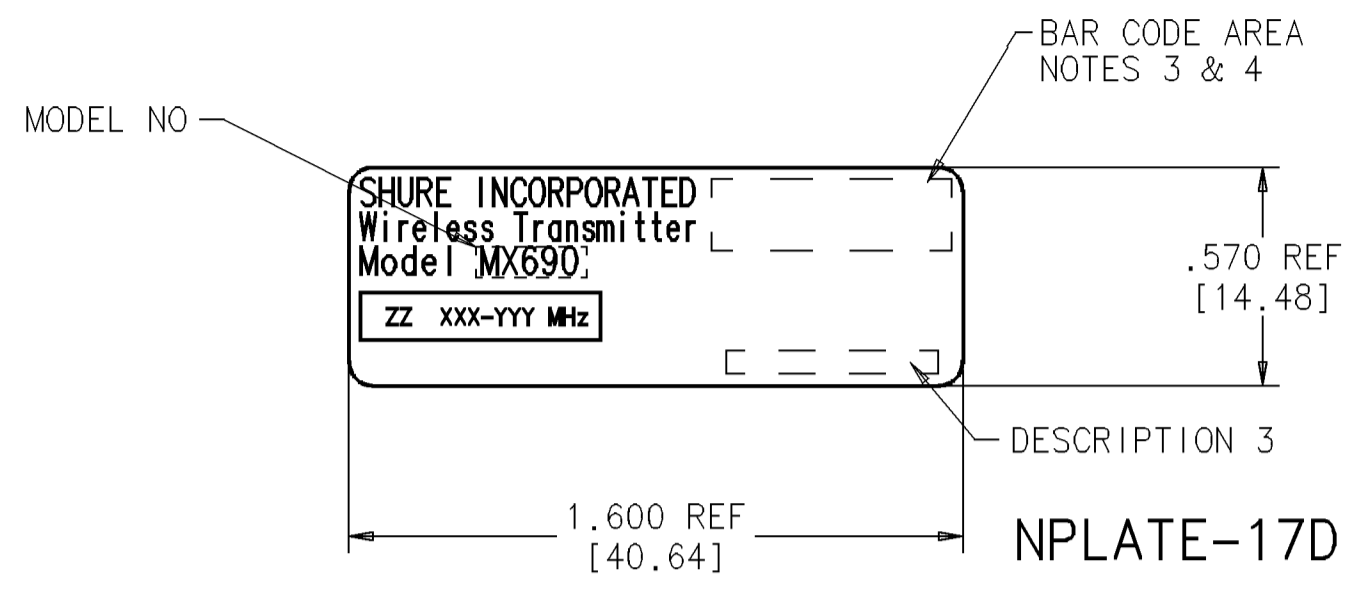
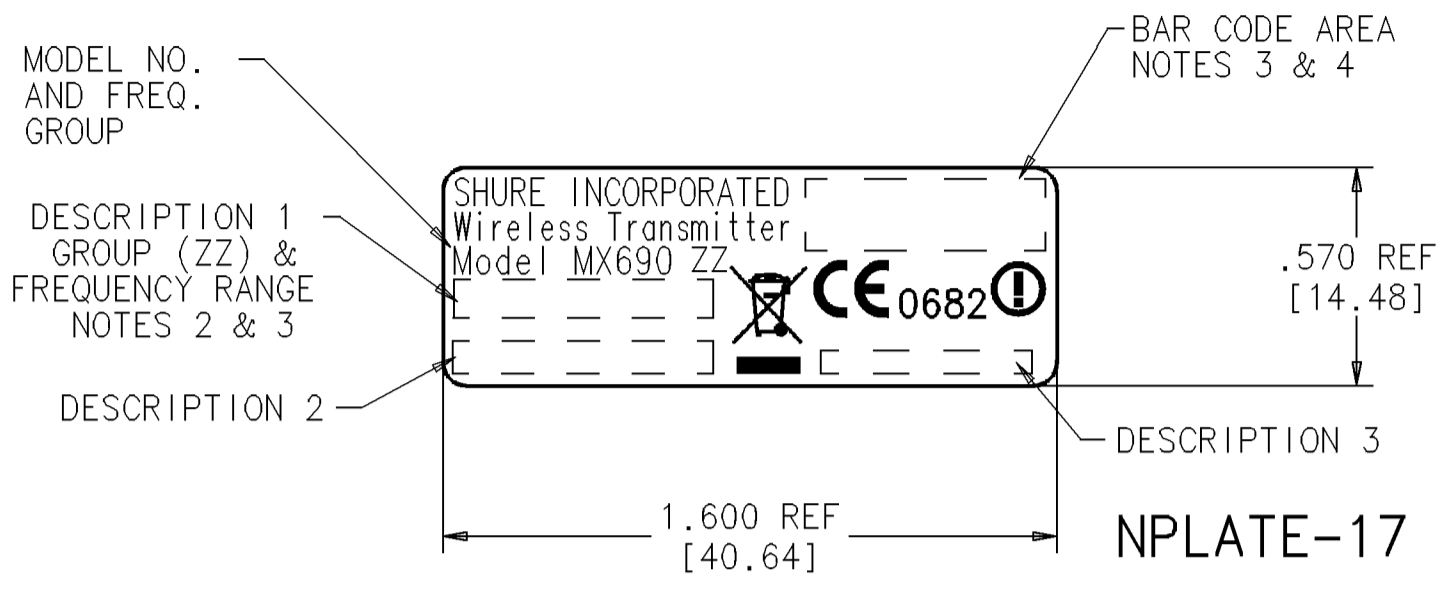
C

D

E

F

G



- NOTES:
- MATERIAL: 28A801 PRECUT LABEL STOCK (SILVER), 17A665 THERMAL TRANSFER RIBBON (BLACK); BOTH SUPPLIED BY WEBER MARKING SYSTEMS.
 - ARTWORK MUST BE REPRODUCED FROM CR ARTWORK PER TABLE BELOW: REFER TO LABEL DRAWING NO. 6J252 FOR PROPER FORMAT.

| PART NO. | GROUP (ZZ) | DESCRIPTION 1 (FREQUENCY RANGE) | MODEL NO. | DESCRIPTION 2 | DESCRIPTION 3 | DESCRIPTION 4 | FORMAT |
|----------|------------|---------------------------------|-----------|-----------------|--------------------|--------------------|------------|
| 39A8529 | H5 | 518-542 MHz | MX690 H5 | IC:616A-MX690H5 | FCC ID: DD4MX690H5 | N/A | NPLATE-17 |
| 39B8529 | J3 | 572-596 MHz | MX690 J3 | IC:616A-MX690J3 | FCC ID: DD4MX690J3 | N/A | NPLATE-17 |
| 39C8529 | L4 | 638-662 MHz | MX690 L4 | IC:616A-MX690L4 | FCC ID: DD4MX690L4 | CMII ID:2007DJ4309 | NPLATE-19 |
| 39J8529 | R13 | 794-806 MHz | MX690 | ————— | ————— | N/A | NPLATE-17D |
| 39D8529 | H5 | 518-542 MHz | MX890 H5 | IC:616A-MX890H5 | FCC ID: DD4MX890H5 | N/A | NPLATE-17 |
| 39E8529 | J3 | 572-596 MHz | MX890 J3 | IC:616A-MX890J3 | FCC ID: DD4MX890J3 | N/A | NPLATE-17 |
| 39F8529 | L4 | 638-662 MHz | MX890 L4 | IC:616A-MX890L4 | FCC ID: DD4MX890L4 | CMII ID:2007DJ4310 | NPLATE-19 |
| 39G8529 | R13 | 794-806 MHz | MX890 | ————— | ————— | N/A | NPLATE-17D |
| 39H8529 | X1 | 944-952 MHz | MX690 | ————— | FCC ID: DD4MX690A | N/A | NPLATE-17D |
| 39K8529 | G4 | 470-494 MHz | MX690 | ————— | FCC ID: DD4MX690G4 | N/A | NPLATE-17D |
| 39L8529 | G5 | 494-518 MHz | MX690 | ————— | FCC ID: DD4MX690G5 | N/A | NPLATE-17D |
| 39M8529 | X1 | 944-952 MHz | MX890 | ————— | FCC ID: DD4MX890A | N/A | NPLATE-17D |
| 39N8529 | G4 | 470-494 MHz | MX890 | ————— | FCC ID: DD4MX890G4 | N/A | NPLATE-17D |
| 39P8529 | G5 | 494-518 MHz | MX890 | ————— | FCC ID: DD4MX890G5 | N/A | NPLATE-17D |

- ALL CHARACTERS TO BE BLACK ON SILVER BACKGROUND. FORMAT FOR LABEL IS PER CHART ABOVE AS SHOWN ON DRAWING 6J252.
- BAR CODE AREA INFORMATION INCLUDES MODEL (MX690 OR MX890) AND GROUP ZZ.

CONFIDENTIAL
© 2007-2008 SHURE INCORPORATED

DRWG. NO. 39-8529

MATERIAL: NOTES 1 & 2 FINISH: NOTE 1

NOTES: - DO NOT SCALE DRAWINGS.
- DIMENSIONS SHOWN APPLY BEFORE PLATING.
- ALL DIMENSIONS IN INCHES AND [METRIC].

NOTICE
THIS DRAWING IS THE PROPERTY OF SHURE INCORPORATED AND IS DISCLOSED TO YOU IN STRICT CONFIDENCE AND WITH THE UNDERSTANDING THAT IT IS NOT TO BE REPRODUCED, COPIED, OR USED EXCEPT FOR THE PURPOSE OF PRODUCING TOOLS OR PRODUCTS EXCLUSIVELY FOR SHURE INCORPORATED. COPIES OF THIS DRAWING ARE TO BE MADE ONLY WHEN NECESSARY FOR THE PURPOSE STATED ABOVE AND ALL COPIES MUST CONTAIN THIS NOTICE. THIS DRAWING AND ALL COPIES MUST BE RETURNED ON REQUEST.

SHURE INCORPORATED
5800 W. TOUHY AVE.
NILES, IL 60714-4608
PH. (847) 600-2000
MICROPHONES AND AUDIO ELECTRONICS

DRAWN J. SUNDQUIST 02/20/2007

APPROVED

APPROVED

PROJ. 17523 APPROVED AMS 4/4/07

ORIG. USED IN MX690