
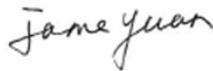




RF Exposure Evaluation Declaration

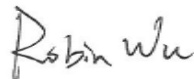
FCC ID: DD4GLXD2Z3
APPLICANT: Shure Incorporated
Product: Wireless Handheld Transmitter
Model No.: GLXD2+ Z3
Trademark: 
FCC Rule Part(s): FCC Part 2 (Section 2.1091)
Test Result: Complies

Reviewed By:



Jame Yuan

Approved By:



Robin Wu



The test results relate only to the samples tested.

The test results shown in the test report are traceable to the national/international standards through the calibration of the equipment and evaluated measurement uncertainty herein.

The test report shall not be reproduced except in full without the written approval of MRT Technology (Suzhou) Co., Ltd.

Revision History

Report No.	Version	Description	Issue Date	Note
2106RSU074-U3	Rev. 01	Initial Report	07-23-2021	Valid

1. Product Information

1.1. Equipment Description

Product Name	Wireless Handheld Transmitter
Model No.	GLXD2+ Z3
Radio Specification	2.4GHz & 5.8GHz
Antenna Specification	Refer to clause 1.3
Operating Temperature	0 ~ 45 °C
Power Type	AC/DC Adapter or Rechargeable Li-ion Battery Input
Accessories	
AC/DC Adapter	Model No.: SBC10-USB15WSUSTWJ Input: 100 ~ 240V, 50/60Hz, 0.6A Output: 5.0V=3.0A, 15.0W Max
Rechargeable Li-ion Battery	Model No.: SB904 Capacitance: 2420mAh/8.71Wh Rated Voltage: 3.6V

Note: The information of EUT was provided by the manufacturer, and the accuracy of the information shall be the responsibility of the manufacturer.

1.2. Radio Specification

Frequency Range	2404 ~ 2478MHz, 5729 ~ 5846MHz
Declared Channel Bandwidth	Full Bandwidth Mode: 2 MHz Half Bandwidth Mode: 1 MHz
Channel Spacing	1MHz
Type of Modulation	2-level CPM with Gaussian shaping (basically GFSK)

1.3. Antenna Details

Antenna Type	Frequency Band (MHz)	Max Peak Gain (dBi)	Frequency Band (MHz)	Max Peak Gain (dBi)
Monopole Antenna	2404	4.71	5729	1.23
	2442	4.87	5788	2.32
	2478	5.18	5846	3.53

1.4. Applied Standards

KDB 447498 D01v06

2. RF Exposure Evaluation

2.1. Test Limit

SAR Test Exclusion Thresholds for 100 MHz – 6 GHz and ≤ 50 mm

Approximate SAR Test Exclusion Power Thresholds at Selected Frequencies and Test Separation Distances are illustrated in the following Table. The equation and threshold in Note 1 must be applied to determine SAR test exclusion.

MHz	5	10	15	20	25	mm
150	39	77	116	155	194	SAR Test Exclusion Threshold (mW)
300	27	55	82	110	137	
450	22	45	67	89	112	
835	16	33	49	66	82	
900	16	32	47	63	79	
1500	12	24	37	49	61	
1900	11	22	33	44	54	
2450	10	19	29	38	48	
3600	8	16	24	32	40	
5200	7	13	20	26	33	
5400	6	13	19	26	32	
5800	6	12	19	25	31	

MHz	30	35	40	45	50	mm
150	232	271	310	349	387	SAR Test Exclusion Threshold (mW)
300	164	192	219	246	274	
450	134	157	179	201	224	
835	98	115	131	148	164	
900	95	111	126	142	158	
1500	73	86	98	110	122	
1900	65	76	87	98	109	
2450	57	67	77	86	96	
3600	47	55	63	71	79	
5200	39	46	53	59	66	
5400	39	45	52	58	65	
5800	37	44	50	56	62	

Note 1: The 1-g and 10-g SAR test exclusion thresholds for 100 MHz to 6 GHz at test separation distances ≤ 50 mm are determined by:

$$\left[\frac{\text{max. power of channel, including tune-up tolerance, mW}}{\text{min. test separation distance, mm}} \right] * \sqrt{f(\text{GHz})} \leq 3.0 \text{ for 1-g SAR and } \leq 7.5 \text{ for 10-g extremity SAR, where}$$

- $f(\text{GHz})$ is the RF channel transmit frequency in GHz
- Power and distance are rounded to the nearest mW and mm before calculation
- The result is rounded to one decimal place for comparison
- 3.0 and 7.5 are referred to as the numeric thresholds in the step 2 below

The test exclusions are applicable only when the minimum test separation distance is ≤ 50 mm and for transmission frequencies between 100 MHz and 6 GHz. When the minimum test separation distance is < 5 mm, a distance of 5 mm according to 5) in section 4.1 is applied to determine SAR test exclusion.

Note 2: 10-g Extremity SAR Test Exclusion Power Thresholds are 2.5 times higher than the 1-g SAR Test Exclusion Thresholds indicated above. These thresholds do not apply, by extrapolation or other means, to occupational exposure limits.

2.2. Test Result

Product	Wireless Handheld Transmitter
Test Item	RF Exposure Evaluation

Frequency Band (MHz)	Maximum Conducted Power (dBm)	Extremity SAR Test Exclusion Threshold (mW)
2404 ~ 2478	1.81	25
5729 ~ 5846	4.13	15

Note 1: The device is one handheld transmitter, so 10-g extremity SAR test exclusion power thresholds are 2.5 times 1-g SAR test exclusion thresholds.

Note 2: Per FCC KDB 447498 D01v06, the SAR exclusion threshold for distances < 50mm is defined by the following equation:

$$\frac{\text{Max Power of Channel (mW)}}{\text{Test Separation Dist (mm)}} * \sqrt{\text{Frequency(GHz)}} \leq 3.0$$

Based on the maximum conducted power and the antenna to use separation distance, SAR was not required;

For 2.4GHz band, $(1.517\text{mW} / 5\text{mm}) * (2.478\text{GHz}^{0.5}) = 0.478 \ll 3.0$;

For 5.8GHz band, $(2.588\text{mW} / 5\text{mm}) * (5.846\text{GHz}^{0.5}) = 1.251 \ll 3.0$;

Note 3: When the minimum test separation distance is < 5 mm, a distance of 5 mm is applied to determine SAR test exclusion.

_____ The End _____

Appendix - EUT Photograph

Refer to "2106RSU074-UE" file.