



MANUFACTURER : Shure Incorporated
 MODEL : AXT100 Axient Bodypack Transmitter with Zigbee Transceiver
 SERIAL NO. : None Assigned
 SPECIFICATION : FCC-74 and RSS-123 Spurious Radiated Emissions
 DATE : March 21, 2011 through June 10, 2011
 MODE : Transmit at 470.125MHz, 10mW (10dBm)
 UNIT : G1
 EQUIPMENT USED : RBB0, NTA2, NWH0, NDQ0, NWF0,GBX0, CMA1, APW3, XPU1, SES1

Freq. MHz	Ant Pol	Meter Reading dBuV	Amb	Matched Sig Gen dBm	Antenna Gain dB	Cable Factor dB	ERP Total dBm	Atten. dB	Part 74 Min. Attn. dB	RSS-123 Min. Attn. dB
940.25	H	5.4		-70.2	0.0	2.0	-72.2	82.2	23	35
940.25	V	11.2		-63.7	0.0	2.0	-65.7	75.7	23	35
1410.38	H	50.2		-66.2	4.6	2.5	-64.1	74.1	23	35
1410.38	V	53.2		-63.0	4.6	2.5	-60.9	70.9	23	35
1880.50	H	47.8	*	-66.3	5.2	2.9	-64.0	74.0	23	35
1880.50	V	47.4	*	-65.9	5.2	2.9	-63.6	73.6	23	35
2350.63	H	46.5	*	-65.7	5.7	3.4	-63.4	73.4	23	35
2350.63	V	48.1	*	-62.1	5.7	3.4	-59.8	69.8	23	35
2820.75	H	46.7	*	-63.4	5.8	3.8	-61.3	71.3	23	35
2820.75	V	47.2	*	-60.4	5.8	3.8	-58.4	68.4	23	35
3290.88	H	46.4	*	-61.4	6.3	4.1	-59.2	69.2	23	35
3290.88	V	46.8	*	-59.1	6.3	4.1	-56.9	66.9	23	35
3761.00	H	44.6	*	-60.4	6.8	4.4	-58.0	68.0	23	35
3761.00	V	47.2	*	-56.8	6.8	4.4	-54.3	64.3	23	35
4231.13	H	45.1	*	-58.1	7.6	4.6	-55.1	65.1	23	35
4231.13	V	45.3	*	-57.7	7.6	4.6	-54.8	64.8	23	35
4701.25	H	46.5	*	-55.0	8.1	4.9	-51.8	61.8	23	35
4701.25	V	46.7	*	-55.2	8.1	4.9	-52.0	62.0	23	35

* - Ambient

ERP Total (dBm) = Matched Sig Gen (dBm) + Antenna Gain (dB) – Cable Factor (dB)

Atten. (dB) = Output Power (dBm) – ERP (dBm)

Checked By: MARK E. LONGINOTTI
 Mark E. Longinotti



MANUFACTURER : Shure Incorporated
 MODEL : AXT100 Axient Bodypack Transmitter with Zigbee Transceiver
 SERIAL NO. : None Assigned
 SPECIFICATION : FCC-74 and RSS-123 Spurious Radiated Emissions
 DATE : March 21, 2011 through June 10, 2011
 MODE : Transmit at 470.125MHz, 100mW (20dBm)
 UNIT : G1
 EQUIPMENT USED : RBB0, NTA2, NWH0, NDQ0, NWF0,GBX0, CMA1, APW3, XPU1, SES1

Freq. MHz	Ant Pol	Meter Reading dBuV	Amb	Matched Sig Gen dBm	Antenna Gain dB	Cable Factor dB	ERP Total dBm	Atten. dB	Part 74 Min. Attn. dB	RSS-123 Min. Attn. dB
940.25	H	12.5		-63.4	-0.8	1.9	-66.2	86.2	33	45
940.25	V	18.8		-56.7	-0.8	1.9	-59.5	79.5	33	45
1410.38	H	51.8		-64.6	4.6	2.4	-62.5	82.5	33	45
1410.38	V	48.1		-68.1	4.6	2.4	-66.0	86.0	33	45
1880.50	H	47.4	*	-66.7	5.2	2.8	-64.3	84.3	33	45
1880.50	V	48.4	*	-64.9	5.2	2.8	-62.5	82.5	33	45
2350.63	H	48.1	*	-64.1	5.7	3.0	-61.4	81.4	33	45
2350.63	V	47.9	*	-62.3	5.7	3.0	-59.7	79.7	33	45
2820.75	H	46.8	*	-63.2	5.8	3.2	-60.6	80.6	33	45
2820.75	V	47.2	*	-60.4	5.8	3.2	-57.8	77.8	33	45
3290.88	H	46.7	*	-61.1	6.3	3.5	-58.3	78.3	33	45
3290.88	V	46.8	*	-59.1	6.3	3.5	-56.3	76.3	33	45
3761.00	H	45.7	*	-59.3	6.8	3.9	-56.4	76.4	33	45
3761.00	V	47.0	*	-57.1	6.8	3.9	-54.1	74.1	33	45
4231.13	H	45.4	*	-57.7	7.6	4.2	-54.3	74.3	33	45
4231.13	V	45.2	*	-57.9	7.6	4.2	-54.5	74.5	33	45
4701.25	H	46.4	*	-55.2	8.1	4.5	-51.5	71.5	33	45
4701.25	V	46.2	*	-55.6	8.1	4.5	-52.0	72.0	33	45

* - Ambient

ERP Total (dBm) = Matched Sig Gen (dBm) + Antenna Gain (dB) – Cable Factor (dB)

Atten. (dB) = Output Power (dBm) – ERP (dBm)

Checked By: MARK E. LONGINOTTI
 Mark E. Longinotti



MANUFACTURER : Shure Incorporated
 MODEL : AXT100 Axient Bodypack Transmitter with Zigbee Transceiver
 SERIAL NO. : None Assigned
 SPECIFICATION : FCC-74 and RSS-123 Spurious Radiated Emissions
 DATE : March 21, 2011 through June 10, 2011
 MODE : Transmit at 500MHz, 10mW (10dBm)
 UNIT : G1
 EQUIPMENT USED : RBB0, NTA2, NWH0, NDQ0, NWF0,GBX0, CMA1, APW3, XPU1, SES1

Freq. MHz	Ant Pol	Meter Reading dBuV	Amb	Matched Sig Gen dBm	Antenna Gain dB	Cable Factor dB	ERP Total dBm	Atten. dB	Part 74 Min. Attn. dB	RSS-123 Min. Attn. dB
1000.00	H	49.9	*	-65.9	2.6	2.0	-65.2	75.2	23	35
1000.00	V	49.6	*	-67.2	2.6	2.0	-66.5	76.5	23	35
1500.00	H	50.6		-65.7	4.9	2.5	-63.3	73.3	23	35
1500.00	V	50.0		-66.3	4.9	2.5	-63.9	73.9	23	35
2000.00	H	46.5	*	-67.1	5.3	2.9	-64.7	74.7	23	35
2000.00	V	47.1	*	-65.7	5.3	2.9	-63.2	73.2	23	35
2500.00	H	48.6	*	-63.1	5.8	3.1	-60.3	70.3	23	35
2500.00	V	49.1	*	-60.2	5.8	3.1	-57.5	67.5	23	35
3000.00	H	45.6	*	-63.6	5.8	3.2	-61.1	71.1	23	35
3000.00	V	46.1	*	-60.7	5.8	3.2	-58.2	68.2	23	35
3500.00	H	46.5	*	-60.3	6.7	3.7	-57.3	67.3	23	35
3500.00	V	45.9		-59.4	6.7	3.7	-56.4	66.4	23	35
4000.00	H	45.1	*	-58.4	7.0	4.0	-55.5	65.5	23	35
4000.00	V	44.9	*	-57.9	7.0	4.0	-55.0	65.0	23	35
4500.00	H	47.1	*	-55.7	8.3	4.4	-51.7	61.7	23	35
4500.00	V	45.4	*	-57.8	8.3	4.4	-53.9	63.9	23	35
5000.00	H	45.9	*	-53.9	7.9	4.7	-50.7	60.7	23	35
5000.00	V	45.6	*	-54.4	7.9	4.7	-51.2	61.2	23	35

* - Ambient

ERP Total (dBm) = Matched Sig Gen (dBm) + Antenna Gain (dB) – Cable Factor (dB)

Atten. (dB) = Output Power (dBm) – ERP (dBm)

Checked By: MARK E. LONGINOTTI
 Mark E. Longinotti



MANUFACTURER : Shure Incorporated
 MODEL : AXT100 Axient Bodypack Transmitter with Zigbee Transceiver
 SERIAL NO. : None Assigned
 SPECIFICATION : FCC-74 and RSS-123 Spurious Radiated Emissions
 DATE : March 21, 2011 through June 10, 2011
 MODE : Transmit at 500MHz, 100mW (20dBm)
 UNIT : G1
 EQUIPMENT USED : RBB0, NTA2, NWH0, NDQ0, NWF0,GBX0, CMA1, APW3, XPU1, SES1

Freq. MHz	Ant Pol	Meter Reading dBuV	Amb	Matched Sig Gen dBm	Antenna Gain dB	Cable Factor dB	ERP Total dBm	Atten. dB	Part 74 Min. Attn. dB	RSS-123 Min. Attn. dB
1000.00	H	20.1		-55.2	2.6	2.0	-54.5	74.5	33	45
1000.00	V	19.9		-56.4	2.6	2.0	-55.8	75.8	33	45
1500.00	H	15.7		-61.0	4.9	2.5	-58.6	78.6	33	45
1500.00	V	17.5		-59.2	4.9	2.5	-56.8	76.8	33	45
2000.00	H	47.1	*	-66.5	5.3	2.9	-64.1	84.1	33	45
2000.00	V	46.0	*	-66.7	5.3	2.9	-64.3	84.3	33	45
2500.00	H	47.6	*	-64.1	5.8	3.1	-61.3	81.3	33	45
2500.00	V	48.4		-60.9	5.8	3.1	-58.1	78.1	33	45
3000.00	H	45.6	*	-63.6	5.8	3.2	-61.0	81.0	33	45
3000.00	V	45.6	*	-61.2	5.8	3.2	-58.6	78.6	33	45
3500.00	H	45.1	*	-61.8	6.7	3.7	-58.8	78.8	33	45
3500.00	V	46.1	*	-59.2	6.7	3.7	-56.2	76.2	33	45
4000.00	H	44.0	*	-59.5	7.0	4.0	-56.6	76.6	33	45
4000.00	V	43.8	*	-59.0	7.0	4.0	-56.1	76.1	33	45
4500.00	H	45.3	*	-57.4	8.3	4.4	-53.5	73.5	33	45
4500.00	V	44.8	*	-58.5	8.3	4.4	-54.6	74.6	33	45
5000.00	H	44.5	*	-55.3	7.9	4.7	-52.1	72.1	33	45
5000.00	V	44.2	*	-55.7	7.9	4.7	-52.5	72.5	33	45

* - Ambient

ERP Total (dBm) = Matched Sig Gen (dBm) + Antenna Gain (dB) – Cable Factor (dB)

Atten. (dB) = Output Power (dBm) – ERP (dBm)

Checked By: MARK E. LONGINOTTI
 Mark E. Longinotti



MANUFACTURER : Shure Incorporated
 MODEL : AXT100 Axient Bodypack Transmitter with Zigbee Transceiver
 SERIAL NO. : None Assigned
 SPECIFICATION : FCC-74 and RSS-123 Spurious Radiated Emissions
 DATE : March 21, 2011 through June 10, 2011
 MODE : Transmit at 529.875MHz, 10mW (10dBm)
 UNIT : G1
 EQUIPMENT USED : RBB0, NTA2, NWH0, NDQ0, NWF0,GBX0, CMA1, APW3, XPU1, SES1

Freq. MHz	Ant Pol	Meter Reading dBuV	Amb	Matched Sig Gen dBm	Antenna Gain dB	Cable Factor dB	ERP Total dBm	Atten. dB	Part 74 Min. Attn. dB	RSS-123 Min. Attn. dB
1059.75	H	51.5	*	-64.5	3.0	2.1	-63.6	73.6	23	35
1059.75	V	50.0	*	-66.5	3.0	2.1	-65.6	75.6	23	35
1589.63	H	48.4	*	-67.3	5.0	2.6	-64.9	74.9	23	35
1589.63	V	48.5		-67.0	5.0	2.6	-64.6	74.6	23	35
2119.50	H	46.8	*	-66.3	5.4	2.9	-63.8	73.8	23	35
2119.50	V	46.7	*	-65.2	5.4	2.9	-62.7	72.7	23	35
2649.38	H	46.2	*	-64.7	5.8	3.1	-62.0	72.0	23	35
2649.38	V	46.5	*	-62.0	5.8	3.1	-59.3	69.3	23	35
3179.25	H	45.4	*	-62.9	6.1	3.4	-60.1	70.1	23	35
3179.25	V	44.9	*	-61.3	6.1	3.4	-58.6	68.6	23	35
3709.13	H	45.7	*	-59.7	6.8	3.8	-56.7	66.7	23	35
3709.13	V	46.4	*	-57.9	6.8	3.8	-54.9	64.9	23	35
4239.00	H	43.7	*	-59.4	7.6	4.2	-56.0	66.0	23	35
4239.00	V	44.5	*	-58.6	7.6	4.2	-55.2	65.2	23	35
4768.88	H	45.3	*	-55.8	8.1	4.5	-52.3	62.3	23	35
4768.88	V	45.7	*	-55.7	8.1	4.5	-52.2	62.2	23	35
5298.75	H	43.0	*	-56.8	7.4	4.9	-54.4	64.4	23	35
5298.75	V	44.0	*	-56.1	7.4	4.9	-53.6	63.6	23	35

* - Ambient

ERP Total (dBm) = Matched Sig Gen (dBm) + Antenna Gain (dB) – Cable Factor (dB)

Atten. (dB) = Output Power (dBm) – ERP (dBm)

Checked By: MARK E. LONGINOTTI
 Mark E. Longinotti



MANUFACTURER : Shure Incorporated
 MODEL : AXT100 Axient Bodypack Transmitter with Zigbee Transceiver
 SERIAL NO. : None Assigned
 SPECIFICATION : FCC-74 and RSS-123 Spurious Radiated Emissions
 DATE : March 21, 2011 through June 10, 2011
 MODE : Transmit at 529.875MHz, 100mW (20dBm)
 UNIT : G1
 EQUIPMENT USED : RBB0, NTA2, NWH0, NDQ0, NWF0,GBX0, CMA1, APW3, XPU1, SES1

Freq. MHz	Ant Pol	Meter Reading dBuV	Amb	Matched Sig Gen dBm	Antenna Gain dB	Cable Factor dB	ERP Total dBm	Atten. dB	Part 74 Min. Attn. dB	RSS-123 Min. Attn. dB
1059.75	H	48.5	*	-67.5	3.0	2.1	-66.6	86.6	33	45
1059.75	V	49.2	*	-67.3	3.0	2.1	-66.4	86.4	33	45
1589.63	H	47.5		-68.2	5.0	2.6	-65.8	85.8	33	45
1589.63	V	48.7		-66.8	5.0	2.6	-64.3	84.3	33	45
2119.50	H	46.8	*	-66.3	5.4	2.9	-63.8	83.8	33	45
2119.50	V	47.1	*	-64.7	5.4	2.9	-62.2	82.2	33	45
2649.38	H	46.2	*	-64.7	5.8	3.1	-62.0	82.0	33	45
2649.38	V	48.0	*	-60.5	5.8	3.1	-57.8	77.8	33	45
3179.25	H	46.7	*	-61.6	6.1	3.4	-58.9	78.9	33	45
3179.25	V	46.1	*	-60.2	6.1	3.4	-57.4	77.4	33	45
3709.13	H	46.2	*	-59.2	6.8	3.8	-56.2	76.2	33	45
3709.13	V	45.9	*	-58.3	6.8	3.8	-55.3	75.3	33	45
4239.00	H	44.6	*	-58.5	7.6	4.2	-55.1	75.1	33	45
4239.00	V	43.9	*	-59.2	7.6	4.2	-55.8	75.8	33	45
4768.88	H	45.3	*	-55.8	8.1	4.5	-52.3	72.3	33	45
4768.88	V	45.8	*	-55.6	8.1	4.5	-52.1	72.1	33	45
5298.75	H	43.3	*	-56.6	7.4	4.9	-54.1	74.1	33	45
5298.75	V	43.7	*	-56.4	7.4	4.9	-53.9	73.9	33	45

* - Ambient

ERP Total (dBm) = Matched Sig Gen (dBm) + Antenna Gain (dB) – Cable Factor (dB)

Atten. (dB) = Output Power (dBm) – ERP (dBm)

Checked By: MARK E. LONGINOTTI
 Mark E. Longinotti



MANUFACTURER : Shure Incorporated
 MODEL : AXT100 Axient Bodypack Transmitter with Zigbee Transceiver
 SERIAL NO. : None Assigned
 SPECIFICATION : FCC-74 and RSS-123 Spurious Radiated Emissions
 DATE : March 21, 2011 through June 10, 2011
 MODE : Transmit at 518MHz, 10mW (10dBm)
 UNIT : H4
 EQUIPMENT USED : RBB0, NTA2, NWH0, NDQ0, NWF0,GBX0, CMA1, APW3, XPU1, SES1

Freq. MHz	Ant Pol	Meter Reading dBuV	Amb	Matched Sig Gen dBm	Antenna Gain dB	Cable Factor dB	ERP Total dBm	Atten. dB	Part 74 Min. Attn. dB	RSS-123 Min. Attn. dB
1036.00	H	44.2		-71.7	2.8	2.0	-70.9	80.9	23	35
1036.00	V	50.9		-65.7	2.8	2.0	-64.9	74.9	23	35
1554.00	H	35.2		-80.7	5.0	2.6	-78.3	88.3	23	35
1554.00	V	38.7		-77.1	5.0	2.6	-74.7	84.7	23	35
2072.00	H	31.0	*	-82.3	5.4	2.9	-79.9	89.9	23	35
2072.00	V	31.1	*	-81.1	5.4	2.9	-78.6	88.6	23	35
2590.00	H	32.2	*	-79.0	5.8	3.1	-76.3	86.3	23	35
2590.00	V	33.2	*	-75.6	5.8	3.1	-72.9	82.9	23	35
3108.00	H	29.6	*	-79.1	6.0	3.3	-76.4	86.4	23	35
3108.00	V	30.0	*	-76.5	6.0	3.3	-73.8	83.8	23	35
3626.00	H	31.0	*	-75.0	6.8	3.8	-71.9	81.9	23	35
3626.00	V	30.7	*	-74.0	6.8	3.8	-71.0	81.0	23	35
4144.00	H	29.1	*	-74.2	7.4	4.1	-70.9	80.9	23	35
4144.00	V	30.2	*	-72.8	7.4	4.1	-69.6	79.6	23	35
4662.00	H	31.0	*	-70.8	8.1	4.5	-67.1	77.1	23	35
4662.00	V	33.0	*	-69.1	8.1	4.5	-65.5	75.5	23	35
5180.00	H	29.2	*	-70.7	7.6	4.8	-67.9	77.9	23	35
5180.00	V	30.4	*	-69.6	7.6	4.8	-66.9	76.9	23	35

* - Ambient

ERP Total (dBm) = Matched Sig Gen (dBm) + Antenna Gain (dB) – Cable Factor (dB)

Atten. (dB) = Output Power (dBm) – ERP (dBm)

Checked By: MARK E. LONGINOTTI
 Mark E. Longinotti



MANUFACTURER : Shure Incorporated
 MODEL : AXT100 Axient Bodypack Transmitter with Zigbee Transceiver
 SERIAL NO. : None Assigned
 SPECIFICATION : FCC-74 and RSS-123 Spurious Radiated Emissions
 DATE : March 21, 2011 through June 10, 2011
 MODE : Transmit at 518MHz, 100mW (20dBm)
 UNIT : H4
 EQUIPMENT USED : RBB0, NTA2, NWH0, NDQ0, NWF0,GBX0, CMA1, APW3, XPU1, SES1

Freq. MHz	Ant Pol	Meter Reading dBuV	Amb	Matched Sig Gen dBm	Antenna Gain dB	Cable Factor dB	ERP Total dBm	Atten. dB	Part 74 Min. Attn. dB	RSS-123 Min. Attn. dB
1036.00	H	52.9		-63.0	2.8	2.0	-62.2	82.2	33	45
1036.00	V	58.8		-57.8	2.8	2.0	-57.0	77.0	33	45
1554.00	H	47.6		-68.3	5.0	2.6	-65.9	85.9	33	45
1554.00	V	50.1		-65.7	5.0	2.6	-63.3	83.3	33	45
2072.00	H	47.2		-66.1	5.4	2.9	-63.7	83.7	33	45
2072.00	V	47.5		-64.7	5.4	2.9	-62.2	82.2	33	45
2590.00	H	47.0		-64.2	5.8	3.1	-61.5	81.5	33	45
2590.00	V	46.9		-61.9	5.8	3.1	-59.2	79.2	33	45
3108.00	H	46.5		-62.2	6.0	3.3	-59.5	79.5	33	45
3108.00	V	46.8		-59.7	6.0	3.3	-57.0	77.0	33	45
3626.00	H	46.7		-59.3	6.8	3.8	-56.2	76.2	33	45
3626.00	V	46.2		-58.5	6.8	3.8	-55.5	75.5	33	45
4144.00	H	45.8		-57.5	7.4	4.1	-54.2	74.2	33	45
4144.00	V	45.2		-57.8	7.4	4.1	-54.6	74.6	33	45
4662.00	H	46.7		-55.1	8.1	4.5	-51.4	71.4	33	45
4662.00	V	45.9		-56.2	8.1	4.5	-52.6	72.6	33	45
5180.00	H	45.0		-54.9	7.6	4.8	-52.1	72.1	33	45
5180.00	V	43.9		-56.1	7.6	4.8	-53.4	73.4	33	45

* - Ambient

ERP Total (dBm) = Matched Sig Gen (dBm) + Antenna Gain (dB) – Cable Factor (dB)

Atten. (dB) = Output Power (dBm) – ERP (dBm)

Checked By: MARK E. LONGINOTTI
 Mark E. Longinotti



MANUFACTURER : Shure Incorporated
 MODEL : AXT100 Axient Bodypack Transmitter with Zigbee Transceiver
 SERIAL NO. : None Assigned
 SPECIFICATION : FCC-74 and RSS-123 Spurious Radiated Emissions
 DATE : March 21, 2011 through June 10, 2011
 MODE : Transmit at 548MHz, 10mW (10dBm)
 UNIT : H4
 EQUIPMENT USED : RBB0, NTA2, NWH0, NDQ0, NWF0,GBX0, CMA1, APW3, XPU1, SES1

Freq. MHz	Ant Pol	Meter Reading dBuV	Amb	Matched Sig Gen dBm	Antenna Gain dB	Cable Factor dB	ERP Total dBm	Atten. dB	Part 74 Min. Attn. dB	RSS-123 Min. Attn. dB
1096.00	H	48.0		-68.2	3.1	2.1	-67.2	77.2	23	35
1096.00	V	47.9		-68.5	3.1	2.1	-67.4	77.4	23	35
1644.00	H	46.0		-69.3	5.1	2.6	-66.9	76.9	23	35
1644.00	V	44.9		-70.1	5.1	2.6	-67.7	77.7	23	35
2192.00	H	45.8		-67.0	5.5	3.0	-64.5	74.5	23	35
2192.00	V	46.2		-65.1	5.5	3.0	-62.6	72.6	23	35
2740.00	H	46.2		-64.2	5.8	3.2	-61.6	71.6	23	35
2740.00	V	45.1		-62.9	5.8	3.2	-60.3	70.3	23	35
3288.00	H	46.3		-61.5	6.3	3.5	-58.7	68.7	23	35
3288.00	V	46.1		-59.8	6.3	3.5	-57.0	67.0	23	35
3836.00	H	45.9		-58.6	6.9	3.9	-55.7	65.7	23	35
3836.00	V	46.7		-56.9	6.9	3.9	-54.0	64.0	23	35
4384.00	H	44.9		-58.0	8.0	4.3	-54.3	64.3	23	35
4384.00	V	45.1		-58.1	8.0	4.3	-54.4	64.4	23	35
4932.00	H	46.7		-53.5	7.9	4.6	-50.2	60.2	23	35
4932.00	V	47.9		-52.5	7.9	4.6	-49.2	59.2	23	35
5480.00	H	46.5		-53.4	7.1	5.0	-51.3	61.3	23	35
5480.00	V	46.3		-53.9	7.1	5.0	-51.8	61.8	23	35

* - Ambient

ERP Total (dBm) = Matched Sig Gen (dBm) + Antenna Gain (dB) – Cable Factor (dB)

Atten. (dB) = Output Power (dBm) – ERP (dBm)

Checked By: MARK E. LONGINOTTI
 Mark E. Longinotti



MANUFACTURER : Shure Incorporated
 MODEL : AXT100 Axient Bodypack Transmitter with Zigbee Transceiver
 SERIAL NO. : None Assigned
 SPECIFICATION : FCC-74 and RSS-123 Spurious Radiated Emissions
 DATE : March 21, 2011 through June 10, 2011
 MODE : Transmit at 548MHz, 100mW (20dBm)
 UNIT : H4
 EQUIPMENT USED : RBB0, NTA2, NWH0, NDQ0, NWF0,GBX0, CMA1, APW3, XPU1, SES1

Freq. MHz	Ant Pol	Meter Reading dBuV	Amb	Matched Sig Gen dBm	Antenna Gain dB	Cable Factor dB	ERP Total dBm	Atten. dB	Part 74 Min. Attn. dB	RSS-123 Min. Attn. dB
1096.00	H	49.8		-66.4	3.1	2.1	-65.4	85.4	33	45
1096.00	V	49.9		-66.5	3.1	2.1	-65.4	85.4	33	45
1644.00	H	48.7		-66.6	5.1	2.6	-64.2	84.2	33	45
1644.00	V	48.3		-66.7	5.1	2.6	-64.3	84.3	33	45
2192.00	H	47.8		-65.0	5.5	3.0	-62.5	82.5	33	45
2192.00	V	47.6		-63.7	5.5	3.0	-61.2	81.2	33	45
2740.00	H	48.0		-62.4	5.8	3.2	-59.8	79.8	33	45
2740.00	V	46.9		-61.1	5.8	3.2	-58.5	78.5	33	45
3288.00	H	46.7		-61.1	6.3	3.5	-58.3	78.3	33	45
3288.00	V	46.2		-59.7	6.3	3.5	-56.9	76.9	33	45
3836.00	H	45.8		-58.7	6.9	3.9	-55.8	75.8	33	45
3836.00	V	46.2		-57.4	6.9	3.9	-54.5	74.5	33	45
4384.00	H	46.5		-56.4	8.0	4.3	-52.7	72.7	33	45
4384.00	V	47.1		-56.1	8.0	4.3	-52.4	72.4	33	45
4932.00	H	46.1		-54.1	7.9	4.6	-50.8	70.8	33	45
4932.00	V	48.2		-52.2	7.9	4.6	-48.9	68.9	33	45
5480.00	H	46.2		-53.7	7.1	5.0	-51.6	71.6	33	45
5480.00	V	46.7		-53.5	7.1	5.0	-51.4	71.4	33	45

* - Ambient

ERP Total (dBm) = Matched Sig Gen (dBm) + Antenna Gain (dB) – Cable Factor (dB)

Atten. (dB) = Output Power (dBm) – ERP (dBm)

Checked By: MARK E. LONGINOTTI
 Mark E. Longinotti



MANUFACTURER : Shure Incorporated
 MODEL : AXT100 Axient Bodypack Transmitter with Zigbee Transceiver
 SERIAL NO. : None Assigned
 SPECIFICATION : FCC-74 and RSS-123 Spurious Radiated Emissions
 DATE : March 21, 2011 through June 10, 2011
 MODE : Transmit at 578MHz, 10mW (10dBm)
 UNIT : H4
 EQUIPMENT USED : RBB0, NTA2, NWH0, NDQ0, NWF0,GBX0, CMA1, APW3, XPU1, SES1

Freq. MHz	Ant Pol	Meter Reading dBuV	Amb	Matched Sig Gen dBm	Antenna Gain dB	Cable Factor dB	ERP Total dBm	Atten. dB	Part 74 Min. Attn. dB	RSS-123 Min. Attn. dB
1156.00	H	48.9		-67.6	3.4	2.2	-66.3	76.3	23	35
1156.00	V	49.3		-66.8	3.4	2.2	-65.5	75.5	23	35
1734.00	H	48.0		-66.8	5.1	2.7	-64.4	74.4	23	35
1734.00	V	48.1		-66.1	5.1	2.7	-63.7	73.7	23	35
2312.00	H	48.6		-63.8	5.6	3.0	-61.1	71.1	23	35
2312.00	V	48.1		-62.4	5.6	3.0	-59.8	69.8	23	35
2890.00	H	47.9		-61.8	5.8	3.2	-59.2	69.2	23	35
2890.00	V	47.5		-59.8	5.8	3.2	-57.2	67.2	23	35
3468.00	H	47.2		-59.8	6.6	3.6	-56.8	66.8	23	35
3468.00	V	47.5		-57.9	6.6	3.6	-54.9	64.9	23	35
4046.00	H	45.9		-57.5	7.1	4.1	-54.5	64.5	23	35
4046.00	V	46.2		-56.7	7.1	4.1	-53.7	63.7	23	35
4624.00	H	47.2		-54.8	8.2	4.4	-51.1	61.1	23	35
4624.00	V	48.1		-54.3	8.2	4.4	-50.6	60.6	23	35
5202.00	H	44.7		-55.2	7.5	4.8	-52.4	62.4	23	35
5202.00	V	45.8		-54.2	7.5	4.8	-51.5	61.5	23	35
5780.00	H	46.2		-53.2	7.5	5.2	-50.9	60.9	23	35
5780.00	V	46.0		-53.7	7.5	5.2	-51.4	61.4	23	35

* - Ambient

ERP Total (dBm) = Matched Sig Gen (dBm) + Antenna Gain (dB) – Cable Factor (dB)

Atten. (dB) = Output Power (dBm) – ERP (dBm)

Checked By: MARK E. LONGINOTTI
 Mark E. Longinotti



MANUFACTURER : Shure Incorporated
 MODEL : AXT100 Axient Bodypack Transmitter with Zigbee Transceiver
 SERIAL NO. : None Assigned
 SPECIFICATION : FCC-74 and RSS-123 Spurious Radiated Emissions
 DATE : March 21, 2011 through June 10, 2011
 MODE : Transmit at 578MHz, 100mW (20dBm)
 UNIT : H4
 EQUIPMENT USED : RBB0, NTA2, NWH0, NDQ0, NWF0,GBX0, CMA1, APW3, XPU1, SES1

Freq. MHz	Ant Pol	Meter Reading dBuV	Amb	Matched Sig Gen dBm	Antenna Gain dB	Cable Factor dB	ERP Total dBm	Atten. dB	Part 74 Min. Attn. dB	RSS-123 Min. Attn. dB
1156.00	H	48.6		-67.9	3.4	2.2	-66.6	86.6	33	45
1156.00	V	49.1		-67.0	3.4	2.2	-65.7	85.7	33	45
1734.00	H	47.9		-66.9	5.1	2.7	-64.5	84.5	33	45
1734.00	V	48.1		-66.1	5.1	2.7	-63.7	83.7	33	45
2312.00	H	47.9		-64.5	5.6	3.0	-61.8	81.8	33	45
2312.00	V	48.7		-61.8	5.6	3.0	-59.2	79.2	33	45
2890.00	H	45.9		-63.8	5.8	3.2	-61.2	81.2	33	45
2890.00	V	46.1		-61.2	5.8	3.2	-58.6	78.6	33	45
3468.00	H	45.8		-61.2	6.6	3.6	-58.2	78.2	33	45
3468.00	V	46.1		-59.3	6.6	3.6	-56.3	76.3	33	45
4046.00	H	45.3		-58.1	7.1	4.1	-55.1	75.1	33	45
4046.00	V	45.5		-57.4	7.1	4.1	-54.4	74.4	33	45
4624.00	H	46.0		-56.0	8.2	4.4	-52.3	72.3	33	45
4624.00	V	45.6		-56.8	8.2	4.4	-53.1	73.1	33	45
5202.00	H	45.0		-54.9	7.5	4.8	-52.1	72.1	33	45
5202.00	V	44.5		-55.5	7.5	4.8	-52.8	72.8	33	45
5780.00	H	45.0		-54.4	7.5	5.2	-52.1	72.1	33	45
5780.00	V	45.7		-54.0	7.5	5.2	-51.7	71.7	33	45

* - Ambient

ERP Total (dBm) = Matched Sig Gen (dBm) + Antenna Gain (dB) – Cable Factor (dB)

Atten. (dB) = Output Power (dBm) – ERP (dBm)

Checked By: MARK E. LONGINOTTI
 Mark E. Longinotti



MANUFACTURER : Shure Incorporated
 MODEL : AXT100 Axient Bodypack Transmitter with Zigbee Transceiver
 SERIAL NO. : None Assigned
 SPECIFICATION : FCC-74 and RSS-123 Spurious Radiated Emissions
 DATE : March 21, 2011 through June 10, 2011
 MODE : Transmit at 578MHz, 10mW (10dBm)
 UNIT : J5
 EQUIPMENT USED : RBB0, NTA2, NWH0, NDQ0, NWF0,GBX0, CMA1, APW3, XPU1, SES1

Freq. MHz	Ant Pol	Meter Reading dBuV	Amb	Matched Sig Gen dBm	Antenna Gain dB	Cable Factor dB	ERP Total dBm	Atten. dB	Part 74 Min. Attn. dB	RSS-123 Min. Attn. dB
1156.00	H	46.9		-69.6	3.4	2.2	-68.3	78.3	23	35
1156.00	V	46.7		-69.4	3.4	2.2	-68.1	78.1	23	35
1734.00	H	46.2		-68.6	5.1	2.7	-66.2	76.2	23	35
1734.00	V	46.3		-67.9	5.1	2.7	-65.5	75.5	23	35
2312.00	H	46.6		-65.8	5.6	3.0	-63.1	73.1	23	35
2312.00	V	46.8		-63.7	5.6	3.0	-61.1	71.1	23	35
2890.00	H	45.8		-63.9	5.8	3.2	-61.3	71.3	23	35
2890.00	V	46.1		-61.2	5.8	3.2	-58.6	68.6	23	35
3468.00	H	45.8		-61.2	6.6	3.6	-58.2	68.2	23	35
3468.00	V	44.5		-60.9	6.6	3.6	-57.9	67.9	23	35
4046.00	H	44.2		-59.2	7.1	4.1	-56.2	66.2	23	35
4046.00	V	44.3		-58.6	7.1	4.1	-55.6	65.6	23	35
4624.00	H	46.1		-55.9	8.2	4.4	-52.2	62.2	23	35
4624.00	V	46.3		-56.1	8.2	4.4	-52.4	62.4	23	35
5202.00	H	42.4		-57.5	7.5	4.8	-54.7	64.7	23	35
5202.00	V	43.1		-56.9	7.5	4.8	-54.2	64.2	23	35
5780.00	H	44.8		-54.6	7.5	5.2	-52.3	62.3	23	35
5780.00	V	44.2		-55.5	7.5	5.2	-53.2	63.2	23	35

* - Ambient

ERP Total (dBm) = Matched Sig Gen (dBm) + Antenna Gain (dB) – Cable Factor (dB)

Atten. (dB) = Output Power (dBm) – ERP (dBm)

Checked By: MARK E. LONGINOTTI
 Mark E. Longinotti



MANUFACTURER : Shure Incorporated
 MODEL : AXT100 Axient Bodypack Transmitter with Zigbee Transceiver
 SERIAL NO. : None Assigned
 SPECIFICATION : FCC-74 and RSS-123 Spurious Radiated Emissions
 DATE : March 21, 2011 through June 10, 2011
 MODE : Transmit at 578MHz, 100mW (20dBm)
 UNIT : J5
 EQUIPMENT USED : RBB0, NTA2, NWH0, NDQ0, NWF0,GBX0, CMA1, APW3, XPU1, SES1

Freq. MHz	Ant Pol	Meter Reading dBuV	Amb	Matched Sig Gen dBm	Antenna Gain dB	Cable Factor dB	ERP Total dBm	Atten. dB	Part 74 Min. Attn. dB	RSS-123 Min. Attn. dB
1156.00	H	48.9		-67.6	3.4	2.2	-66.3	86.3	33	45
1156.00	V	49.5		-66.6	3.4	2.2	-65.3	85.3	33	45
1734.00	H	45.6		-69.2	5.1	2.7	-66.8	86.8	33	45
1734.00	V	45.2		-69.0	5.1	2.7	-66.6	86.6	33	45
2312.00	H	44.9		-67.5	5.6	3.0	-64.8	84.8	33	45
2312.00	V	46.1		-64.4	5.6	3.0	-61.8	81.8	33	45
2890.00	H	44.0		-65.7	5.8	3.2	-63.1	83.1	33	45
2890.00	V	43.5		-63.8	5.8	3.2	-61.2	81.2	33	45
3468.00	H	45.8		-61.2	6.6	3.6	-58.2	78.2	33	45
3468.00	V	46.0		-59.4	6.6	3.6	-56.4	76.4	33	45
4046.00	H	44.5		-58.9	7.1	4.1	-55.9	75.9	33	45
4046.00	V	43.8		-59.1	7.1	4.1	-56.1	76.1	33	45
4624.00	H	44.9		-57.1	8.2	4.4	-53.4	73.4	33	45
4624.00	V	45.8		-56.6	8.2	4.4	-52.9	72.9	33	45
5202.00	H	43.4		-56.5	7.5	4.8	-53.7	73.7	33	45
5202.00	V	44.3		-55.7	7.5	4.8	-53.0	73.0	33	45
5780.00	H	44.2		-55.2	7.5	5.2	-52.9	72.9	33	45
5780.00	V	44.8		-54.9	7.5	5.2	-52.6	72.6	33	45

* - Ambient

ERP Total (dBm) = Matched Sig Gen (dBm) + Antenna Gain (dB) – Cable Factor (dB)

Atten. (dB) = Output Power (dBm) – ERP (dBm)

Checked By: MARK E. LONGINOTTI
 Mark E. Longinotti



MANUFACTURER : Shure Incorporated
 MODEL : AXT100 Axient Bodypack Transmitter with Zigbee Transceiver
 SERIAL NO. : None Assigned
 SPECIFICATION : FCC-74 and RSS-123 Spurious Radiated Emissions
 DATE : March 21, 2011 through June 10, 2011
 MODE : Transmit at 607.875MHz, 10mW (10dBm)
 UNIT : J5
 EQUIPMENT USED : RBB0, NTA2, NWH0, NDQ0, NWF0,GBX0, CMA1, APW3, XPU1, SES1

Freq. MHz	Ant Pol	Meter Reading dBuV	Amb	Matched Sig Gen dBm	Antenna Gain dB	Cable Factor dB	ERP Total dBm	Atten. dB	Part 74 Min. Attn. dB	RSS-123 Min. Attn. dB
1215.75	H	47.2		-69.4	3.7	2.2	-67.9	77.9	23	35
1215.75	V	47.4		-68.6	3.7	2.2	-67.1	77.1	23	35
1823.63	H	47.8		-66.5	5.2	2.8	-64.1	74.1	23	35
1823.63	V	48.7		-64.9	5.2	2.8	-62.5	72.5	23	35
2431.50	H	46.6		-65.3	5.8	3.1	-62.6	72.6	23	35
2431.50	V	47.5		-62.2	5.8	3.1	-59.5	69.5	23	35
3039.38	H	45.9		-63.1	5.9	3.3	-60.5	70.5	23	35
3039.38	V	46.5		-60.2	5.9	3.3	-57.6	67.6	23	35
3647.25	H	47.9		-57.9	6.8	3.8	-54.9	64.9	23	35
3647.25	V	48.4		-56.2	6.8	3.8	-53.2	63.2	23	35
4255.13	H	46.1		-57.0	7.7	4.2	-53.5	63.5	23	35
4255.13	V	46.3		-56.8	7.7	4.2	-53.3	63.3	23	35
4863.00	H	48.2		-52.4	8.0	4.6	-49.0	59.0	23	35
4863.00	V	47.8		-53.0	8.0	4.6	-49.6	59.6	23	35
5470.88	H	45.2		-54.7	7.1	5.0	-52.6	62.6	23	35
5470.88	V	45.4		-54.8	7.1	5.0	-52.7	62.7	23	35
6078.75	H	44.2		-54.7	8.0	5.4	-52.0	62.0	23	35
6078.75	V	44.6		-54.7	8.0	5.4	-52.0	62.0	23	35

* - Ambient

ERP Total (dBm) = Matched Sig Gen (dBm) + Antenna Gain (dB) – Cable Factor (dB)

Atten. (dB) = Output Power (dBm) – ERP (dBm)

Checked By: MARK E. LONGINOTTI
 Mark E. Longinotti



MANUFACTURER : Shure Incorporated
 MODEL : AXT100 Axient Bodypack Transmitter with Zigbee Transceiver
 SERIAL NO. : None Assigned
 SPECIFICATION : FCC-74 and RSS-123 Spurious Radiated Emissions
 DATE : March 21, 2011 through June 10, 2011
 MODE : Transmit at 607.875MHz, 100mW (20dBm)
 UNIT : J5
 EQUIPMENT USED : RBB0, NTA2, NWH0, NDQ0, NWF0,GBX0, CMA1, APW3, XPU1, SES1

Freq. MHz	Ant Pol	Meter Reading dBuV	Amb	Matched Sig Gen dBm	Antenna Gain dB	Cable Factor dB	ERP Total dBm	Atten. dB	Part 74 Min. Attn. dB	RSS-123 Min. Attn. dB
1215.75	H	46.9		-69.7	3.7	2.2	-68.2	88.2	33	45
1215.75	V	50.2		-65.8	3.7	2.2	-64.3	84.3	33	45
1823.63	H	47.6		-66.7	5.2	2.8	-64.3	84.3	33	45
1823.63	V	47.4		-66.2	5.2	2.8	-63.8	83.8	33	45
2431.50	H	47.2		-64.7	5.8	3.1	-62.0	82.0	33	45
2431.50	V	47.8		-61.9	5.8	3.1	-59.2	79.2	33	45
3039.38	H	45.9		-63.1	5.9	3.3	-60.5	80.5	33	45
3039.38	V	46.3		-60.4	5.9	3.3	-57.8	77.8	33	45
3647.25	H	46.1		-59.7	6.8	3.8	-56.7	76.7	33	45
3647.25	V	46.3		-58.3	6.8	3.8	-55.3	75.3	33	45
4255.13	H	46.2		-56.9	7.7	4.2	-53.4	73.4	33	45
4255.13	V	45.0		-58.1	7.7	4.2	-54.6	74.6	33	45
4863.00	H	48.0		-52.6	8.0	4.6	-49.2	69.2	33	45
4863.00	V	47.8		-53.0	8.0	4.6	-49.6	69.6	33	45
5470.88	H	45.9		-54.0	7.1	5.0	-51.9	71.9	33	45
5470.88	V	46.6		-53.6	7.1	5.0	-51.5	71.5	33	45
6078.75	H	47.1		-51.8	8.0	5.4	-49.1	69.1	33	45
6078.75	V	47.2		-52.1	8.0	5.4	-49.4	69.4	33	45

* - Ambient

ERP Total (dBm) = Matched Sig Gen (dBm) + Antenna Gain (dB) – Cable Factor (dB)

Atten. (dB) = Output Power (dBm) – ERP (dBm)

Checked By: MARK E. LONGINOTTI
 Mark E. Longinotti



MANUFACTURER : Shure Incorporated
 MODEL : AXT100 Axient Bodypack Transmitter with Zigbee Transceiver
 SERIAL NO. : None Assigned
 SPECIFICATION : FCC-74 and RSS-123 Spurious Radiated Emissions
 DATE : March 21, 2011 through June 10, 2011
 MODE : Transmit at 638MHz, 10mW (10dBm)
 UNIT : J5
 EQUIPMENT USED : RBB0, NTA2, NWH0, NDQ0, NWF0,GBX0, CMA1, APW3, XPU1, SES1

Freq. MHz	Ant Pol	Meter Reading dBuV	Amb	Matched Sig Gen dBm	Antenna Gain dB	Cable Factor dB	ERP Total dBm	Atten. dB	Part 74 Min. Attn. dB	RSS-123 Min. Attn. dB
1276.00	H	48.9		-67.7	4.0	2.3	-66.0	76.0	23	35
1276.00	V	48.3		-67.8	4.0	2.3	-66.0	76.0	23	35
1914.00	H	48.4		-65.6	5.3	2.8	-63.1	73.1	23	35
1914.00	V	48.5		-64.6	5.3	2.8	-62.2	72.2	23	35
2552.00	H	47.8		-63.6	5.8	3.1	-60.9	70.9	23	35
2552.00	V	47.6		-61.4	5.8	3.1	-58.7	68.7	23	35
3190.00	H	46.8		-61.5	6.1	3.4	-58.7	68.7	23	35
3190.00	V	47.0		-59.2	6.1	3.4	-56.5	66.5	23	35
3828.00	H	46.8		-57.8	6.9	3.9	-54.8	64.8	23	35
3828.00	V	46.6		-57.1	6.9	3.9	-54.1	64.1	23	35
4466.00	H	47.0		-55.8	8.2	4.4	-51.9	61.9	23	35
4466.00	V	47.2		-56.0	8.2	4.4	-52.2	62.2	23	35
5104.00	H	46.0		-53.9	7.7	4.7	-50.9	60.9	23	35
5104.00	V	46.1		-53.9	7.7	4.7	-50.9	60.9	23	35
5742.00	H	44.7		-54.8	7.5	5.2	-52.5	62.5	23	35
5742.00	V	44.8		-55.0	7.5	5.2	-52.7	62.7	23	35
6380.00	H	44.8		-53.5	8.5	5.6	-50.5	60.5	23	35
6380.00	V	44.6		-54.4	8.5	5.6	-51.5	61.5	23	35

* - Ambient

ERP Total (dBm) = Matched Sig Gen (dBm) + Antenna Gain (dB) – Cable Factor (dB)

Atten. (dB) = Output Power (dBm) – ERP (dBm)

Checked By: MARK E. LONGINOTTI
 Mark E. Longinotti



MANUFACTURER : Shure Incorporated
 MODEL : AXT100 Axient Bodypack Transmitter with Zigbee Transceiver
 SERIAL NO. : None Assigned
 SPECIFICATION : FCC-74 and RSS-123 Spurious Radiated Emissions
 DATE : March 21, 2011 through June 10, 2011
 MODE : Transmit at 638MHz, 100mW (20dBm)
 UNIT : J5
 EQUIPMENT USED : RBB0, NTA2, NWH0, NDQ0, NWF0,GBX0, CMA1, APW3, XPU1, SES1

Freq. MHz	Ant Pol	Meter Reading dBuV	Amb	Matched Sig Gen dBm	Antenna Gain dB	Cable Factor dB	ERP Total dBm	Atten. dB	Part 74 Min. Attn. dB	RSS-123 Min. Attn. dB
1276.00	H	48.2		-68.4	4.0	2.3	-66.7	86.7	33	45
1276.00	V	50.5		-65.6	4.0	2.3	-63.8	83.8	33	45
1914.00	H	48.2		-65.8	5.3	2.8	-63.3	83.3	33	45
1914.00	V	47.8		-65.3	5.3	2.8	-62.9	82.9	33	45
2552.00	H	47.9		-63.5	5.8	3.1	-60.8	80.8	33	45
2552.00	V	48.0		-61.0	5.8	3.1	-58.3	78.3	33	45
3190.00	H	46.7		-61.6	6.1	3.4	-58.8	78.8	33	45
3190.00	V	46.6		-59.6	6.1	3.4	-56.9	76.9	33	45
3828.00	H	46.3		-58.3	6.9	3.9	-55.3	75.3	33	45
3828.00	V	46.4		-57.3	6.9	3.9	-54.3	74.3	33	45
4466.00	H	46.0		-56.8	8.2	4.4	-52.9	72.9	33	45
4466.00	V	46.2		-57.0	8.2	4.4	-53.2	73.2	33	45
5104.00	H	46.0		-53.9	7.7	4.7	-50.9	70.9	33	45
5104.00	V	46.1		-53.9	7.7	4.7	-50.9	70.9	33	45
5742.00	H	44.9		-54.6	7.5	5.2	-52.3	72.3	33	45
5742.00	V	44.8		-55.0	7.5	5.2	-52.7	72.7	33	45
6380.00	H	44.8		-53.5	8.5	5.6	-50.5	70.5	33	45
6380.00	V	45.0		-54.0	8.5	5.6	-51.1	71.1	33	45

* - Ambient

ERP Total (dBm) = Matched Sig Gen (dBm) + Antenna Gain (dB) – Cable Factor (dB)

Atten. (dB) = Output Power (dBm) – ERP (dBm)

Checked By: MARK E. LONGINOTTI
 Mark E. Longinotti



MANUFACTURER : Shure Incorporated
 MODEL : AXT100 Axient Bodypack Transmitter with Zigbee Transceiver
 SERIAL NO. : None Assigned
 SPECIFICATION : FCC-74 and RSS-123 Spurious Radiated Emissions
 DATE : March 21, 2011 through June 10, 2011
 MODE : Transmit at 638MHz, 10mW (10dBm)
 UNIT : L3
 EQUIPMENT USED : RBB0, NTA2, NWH0, NDQ0, NWF0,GBX0, CMA1, APW3, XPU1, SES1

Freq. MHz	Ant Pol	Meter Reading dBuV	Amb	Matched Sig Gen dBm	Antenna Gain dB	Cable Factor dB	ERP Total dBm	Atten. dB	Part 74 Min. Attn. dB	RSS-123 Min. Attn. dB
1276.00	H	45.4		-71.2	4.0	2.3	-69.5	79.5	23	35
1276.00	V	49.6		-66.5	4.0	2.3	-64.8	74.8	23	35
1914.00	H	46.9	*	-67.0	5.3	2.8	-64.6	74.6	23	35
1914.00	V	47.2	*	-66.0	5.3	2.8	-63.5	73.5	23	35
2552.00	H	47.2	*	-64.2	5.8	3.1	-61.5	71.5	23	35
2552.00	V	46.9	*	-62.1	5.8	3.1	-59.4	69.4	23	35
3190.00	H	45.6	*	-62.6	6.1	3.4	-59.9	69.9	23	35
3190.00	V	45.2	*	-61.0	6.1	3.4	-58.3	68.3	23	35
3828.00	H	46.3	*	-58.3	6.9	3.9	-55.4	65.4	23	35
3828.00	V	45.9	*	-57.8	6.9	3.9	-54.8	64.8	23	35
4466.00	H	45.5	*	-57.3	8.2	4.4	-53.5	63.5	23	35
4466.00	V	45.5	*	-57.7	8.2	4.4	-53.9	63.9	23	35
5104.00	H	43.9	*	-55.9	7.7	4.7	-52.9	62.9	23	35
5104.00	V	45.2	*	-54.8	7.7	4.7	-51.8	61.8	23	35
5742.00	H	45.6	*	-53.9	7.5	5.2	-51.6	61.6	23	35
5742.00	V	45.5	*	-54.3	7.5	5.2	-52.0	62.0	23	35
6380.00	H	45.1	*	-53.2	8.5	5.6	-50.2	60.2	23	35
6380.00	V	44.1	*	-55.0	8.5	5.6	-52.1	62.1	23	35

* - Ambient

ERP Total (dBm) = Matched Sig Gen (dBm) + Antenna Gain (dB) – Cable Factor (dB)

Atten. (dB) = Output Power (dBm) – ERP (dBm)

Checked By: MARK E. LONGINOTTI
 Mark E. Longinotti



MANUFACTURER : Shure Incorporated
 MODEL : AXT100 Axient Bodypack Transmitter with Zigbee Transceiver
 SERIAL NO. : None Assigned
 SPECIFICATION : FCC-74 and RSS-123 Spurious Radiated Emissions
 DATE : March 21, 2011 through June 10, 2011
 MODE : Transmit at 638MHz, 100mW (20dBm)
 UNIT : L3
 EQUIPMENT USED : RBB0, NTA2, NWH0, NDQ0, NWF0,GBX0, CMA1, APW3, XPU1, SES1

Freq. MHz	Ant Pol	Meter Reading dBuV	Amb	Matched Sig Gen dBm	Antenna Gain dB	Cable Factor dB	ERP Total dBm	Atten. dB	Part 74 Min. Attn. dB	RSS-123 Min. Attn. dB
1276.00	H	47.9	*	-68.7	4.0	2.3	-67.0	87.0	33	45
1276.00	V	54.1		-62.0	4.0	2.3	-60.2	80.2	33	45
1914.00	H	47.9		-66.1	5.3	2.8	-63.6	83.6	33	45
1914.00	V	48.5		-64.7	5.3	2.8	-62.2	82.2	33	45
2552.00	H	46.8	*	-64.6	5.8	3.1	-61.9	81.9	33	45
2552.00	V	47.4	*	-61.6	5.8	3.1	-58.9	78.9	33	45
3190.00	H	45.1	*	-63.2	6.1	3.4	-60.5	80.5	33	45
3190.00	V	45.3	*	-60.9	6.1	3.4	-58.2	78.2	33	45
3828.00	H	45.2	*	-59.4	6.9	3.9	-56.4	76.4	33	45
3828.00	V	45.2	*	-58.5	6.9	3.9	-55.5	75.5	33	45
4466.00	H	44.8	*	-58.0	8.2	4.4	-54.1	74.1	33	45
4466.00	V	45.1	*	-58.1	8.2	4.4	-54.2	74.2	33	45
5104.00	H	45.3	*	-54.6	7.7	4.7	-51.6	71.6	33	45
5104.00	V	45.3	*	-54.7	7.7	4.7	-51.7	71.7	33	45
5742.00	H	44.2	*	-55.2	7.5	5.2	-52.9	72.9	33	45
5742.00	V	45.6	*	-54.2	7.5	5.2	-51.9	71.9	33	45
6380.00	H	44.1	*	-54.2	8.5	5.6	-51.2	71.2	33	45
6380.00	V	44.8	*	-54.2	8.5	5.6	-51.3	71.3	33	45

* - Ambient

ERP Total (dBm) = Matched Sig Gen (dBm) + Antenna Gain (dB) – Cable Factor (dB)

Atten. (dB) = Output Power (dBm) – ERP (dBm)

Checked By: MARK E. LONGINOTTI
 Mark E. Longinotti



MANUFACTURER : Shure Incorporated
 MODEL : AXT100 Axient Bodypack Transmitter with Zigbee Transceiver
 SERIAL NO. : None Assigned
 SPECIFICATION : FCC-74 and RSS-123 Spurious Radiated Emissions
 DATE : March 21, 2011 through June 10, 2011
 MODE : Transmit at 668MHz, 10mW (10dBm)
 UNIT : L3
 EQUIPMENT USED : RBB0, NTA2, NWH0, NDQ0, NWF0,GBX0, CMA1, APW3, XPU1, SES1

Freq. MHz	Ant Pol	Meter Reading dBuV	Amb	Matched Sig Gen dBm	Antenna Gain dB	Cable Factor dB	ERP Total dBm	Atten. dB	Part 74 Min. Attn. dB	RSS-123 Min. Attn. dB
1336.00	H	47.4	*	-69.1	4.3	2.4	-67.2	77.2	23	35
1336.00	V	53.2		-62.9	4.3	2.4	-61.0	71.0	23	35
2004.00	H	46.9	*	-66.7	5.3	2.9	-64.3	74.3	23	35
2004.00	V	46.8	*	-65.9	5.3	2.9	-63.5	73.5	23	35
2672.00	H	46.6	*	-64.2	5.8	3.1	-61.5	71.5	23	35
2672.00	V	45.4	*	-62.9	5.8	3.1	-60.3	70.3	23	35
3340.00	H	45.1	*	-62.5	6.4	3.5	-59.6	69.6	23	35
3340.00	V	45.6	*	-60.2	6.4	3.5	-57.4	67.4	23	35
4008.00	H	44.4	*	-59.1	7.0	4.0	-56.2	66.2	23	35
4008.00	V	43.8	*	-59.1	7.0	4.0	-56.1	66.1	23	35
4676.00	H	45.9	*	-55.8	8.1	4.5	-52.1	62.1	23	35
4676.00	V	46.2	*	-55.8	8.1	4.5	-52.2	62.2	23	35
5344.00	H	43.9	*	-56.0	7.3	4.9	-53.6	63.6	23	35
5344.00	V	44.6	*	-55.5	7.3	4.9	-53.2	63.2	23	35
6012.00	H	45.4	*	-53.6	7.9	5.3	-51.0	61.0	23	35
6012.00	V	45.1	*	-54.3	7.9	5.3	-51.7	61.7	23	35
6680.00	H	44.6	*	-53.3	8.5	5.8	-50.6	60.6	23	35
6680.00	V	44.1	*	-54.9	8.5	5.8	-52.2	62.2	23	35

* - Ambient

ERP Total (dBm) = Matched Sig Gen (dBm) + Antenna Gain (dB) – Cable Factor (dB)

Atten. (dB) = Output Power (dBm) – ERP (dBm)

Checked By: MARK E. LONGINOTTI
 Mark E. Longinotti



MANUFACTURER : Shure Incorporated
 MODEL : AXT100 Axient Bodypack Transmitter with Zigbee Transceiver
 SERIAL NO. : None Assigned
 SPECIFICATION : FCC-74 and RSS-123 Spurious Radiated Emissions
 DATE : March 21, 2011 through June 10, 2011
 MODE : Transmit at 668MHz, 100mW (20dBm)
 UNIT : L3
 EQUIPMENT USED : RBB0, NTA2, NWH0, NDQ0, NWF0,GBX0, CMA1, APW3, XPU1, SES1

Freq. MHz	Ant Pol	Meter Reading dBuV	Amb	Matched Sig Gen dBm	Antenna Gain dB	Cable Factor dB	ERP Total dBm	Atten. dB	Part 74 Min. Attn. dB	RSS-123 Min. Attn. dB
1336.00	H	14.8	*	-61.9	4.3	2.4	-60.0	80.0	33	45
1336.00	V	14.6	*	-61.6	4.3	2.4	-59.7	79.7	33	45
2004.00	H	14.7	*	-59.2	5.3	2.9	-56.7	76.7	33	45
2004.00	V	15.7	*	-57.3	5.3	2.9	-54.8	74.8	33	45
2672.00	H	46.1	*	-64.6	5.8	3.1	-62.0	82.0	33	45
2672.00	V	45.6	*	-62.8	5.8	3.1	-60.1	80.1	33	45
3340.00	H	45.6	*	-62.0	6.4	3.5	-59.1	79.1	33	45
3340.00	V	46.2	*	-59.6	6.4	3.5	-56.7	76.7	33	45
4008.00	H	44.8	*	-58.7	7.0	4.0	-55.7	75.7	33	45
4008.00	V	44.6	*	-58.3	7.0	4.0	-55.3	75.3	33	45
4676.00	H	44.6	*	-57.0	8.1	4.5	-53.4	73.4	33	45
4676.00	V	46.2	*	-55.8	8.1	4.5	-52.2	72.2	33	45
5344.00	H	43.4	*	-56.5	7.3	4.9	-54.1	74.1	33	45
5344.00	V	43.0	*	-57.1	7.3	4.9	-54.7	74.7	33	45
6012.00	H	44.8	*	-54.2	7.9	5.3	-51.6	71.6	33	45
6012.00	V	45.5	*	-53.9	7.9	5.3	-51.3	71.3	33	45
6680.00	H	44.5	*	-53.3	8.5	5.8	-50.7	70.7	33	45
6680.00	V	40.5	*	-58.5	8.5	5.8	-55.8	75.8	33	45

* - Ambient

ERP Total (dBm) = Matched Sig Gen (dBm) + Antenna Gain (dB) – Cable Factor (dB)

Atten. (dB) = Output Power (dBm) – ERP (dBm)

Checked By: MARK E. LONGINOTTI
 Mark E. Longinotti



MANUFACTURER : Shure Incorporated
 MODEL : AXT100 Axient Bodypack Transmitter with Zigbee Transceiver
 SERIAL NO. : None Assigned
 SPECIFICATION : FCC-74 and RSS-123 Spurious Radiated Emissions
 DATE : March 21, 2011 through June 10, 2011
 MODE : Transmit at 698.875MHz, 10mW (10dBm)
 UNIT : L3
 EQUIPMENT USED : RBB0, NTA2, NWH0, NDQ0, NWF0,GBX0, CMA1, APW3, XPU1, SES1

Freq. MHz	Ant Pol	Meter Reading dBuV	Amb	Matched Sig Gen dBm	Antenna Gain dB	Cable Factor dB	ERP Total dBm	Atten. dB	Part 74 Min. Attn. dB	RSS-123 Min. Attn. dB
1395.75	H	46.5	*	-69.9	4.5	2.4	-67.8	77.8	23	35
1395.75	V	52.0		-64.2	4.5	2.4	-62.1	72.1	23	35
2093.63	H	46.5	*	-66.7	5.4	2.9	-64.2	74.2	23	35
2093.63	V	46.6	*	-65.4	5.4	2.9	-62.9	72.9	23	35
2791.50	H	46.7	*	-63.5	5.8	3.2	-60.8	70.8	23	35
2791.50	V	45.3	*	-62.5	5.8	3.2	-59.8	69.8	23	35
3489.38	H	45.1	*	-61.8	6.7	3.7	-58.8	68.8	23	35
3489.38	V	45.6	*	-59.8	6.7	3.7	-56.8	66.8	23	35
4187.25	H	44.4	*	-58.8	7.5	4.2	-55.5	65.5	23	35
4187.25	V	43.6	*	-59.4	7.5	4.2	-56.1	66.1	23	35
4885.13	H	45.2	*	-55.3	8.0	4.6	-51.9	61.9	23	35
4885.13	V	46.0	*	-54.7	8.0	4.6	-51.3	61.3	23	35
5583.00	H	43.5	*	-56.2	7.2	5.1	-54.1	64.1	23	35
5583.00	V	44.7	*	-55.3	7.2	5.1	-53.2	63.2	23	35
6280.88	H	45.4	*	-53.1	8.4	5.5	-50.2	60.2	23	35
6280.88	V	45.2	*	-53.9	8.4	5.5	-51.1	61.1	23	35
6978.75	H	44.8	*	-52.7	8.1	6.1	-50.7	60.7	23	35
6978.75	V	44.3	*	-54.7	8.1	6.1	-52.7	62.7	23	35

* - Ambient

ERP Total (dBm) = Matched Sig Gen (dBm) + Antenna Gain (dB) – Cable Factor (dB)

Atten. (dB) = Output Power (dBm) – ERP (dBm)

Checked By: MARK E. LONGINOTTI
 Mark E. Longinotti



MANUFACTURER : Shure Incorporated
 MODEL : AXT100 Axient Bodypack Transmitter with Zigbee Transceiver
 SERIAL NO. : None Assigned
 SPECIFICATION : FCC-74 and RSS-123 Spurious Radiated Emissions
 DATE : March 21, 2011 through June 10, 2011
 MODE : Transmit at 698.875Hz, 100mW (20dBm)
 UNIT : L3
 EQUIPMENT USED : RBB0, NTA2, NWH0, NDQ0, NWF0,GBX0, CMA1, APW3, XPU1, SES1

Freq. MHz	Ant Pol	Meter Reading dBuV	Amb	Matched Sig Gen dBm	Antenna Gain dB	Cable Factor dB	ERP Total dBm	Atten. dB	Part 74 Min. Attn. dB	RSS-123 Min. Attn. dB
1395.75	H	12.3	*	-64.3	4.5	2.4	-62.2	82.2	33	45
1395.75	V	13.2		-63.2	4.5	2.4	-61.1	81.1	33	45
2093.63	H	14.0	*	-59.6	5.4	2.9	-57.1	77.1	33	45
2093.63	V	13.6	*	-58.8	5.4	2.9	-56.3	76.3	33	45
2791.50	H	45.2	*	-65.0	5.8	3.2	-62.4	82.4	33	45
2791.50	V	46.1	*	-61.6	5.8	3.2	-59.0	79.0	33	45
3489.38	H	46.1	*	-60.8	6.7	3.7	-57.7	77.7	33	45
3489.38	V	45.5	*	-59.9	6.7	3.7	-56.9	76.9	33	45
4187.25	H	42.6	*	-60.6	7.5	4.2	-57.3	77.3	33	45
4187.25	V	43.3	*	-59.7	7.5	4.2	-56.4	76.4	33	45
4885.13	H	44.9	*	-55.6	8.0	4.6	-52.2	72.2	33	45
4885.13	V	47.0	*	-53.6	8.0	4.6	-50.3	70.3	33	45
5583.00	H	43.6	*	-56.2	7.2	5.1	-54.1	74.1	33	45
5583.00	V	44.5	*	-55.5	7.2	5.1	-53.4	73.4	33	45
6280.88	H	44.4	*	-54.1	8.4	5.5	-51.2	71.2	33	45
6280.88	V	43.7	*	-55.4	8.4	5.5	-52.6	72.6	33	45
6978.75	H	44.1	*	-53.4	8.1	6.1	-51.4	71.4	33	45
6978.75	V	43.3	*	-55.7	8.1	6.1	-53.7	73.7	33	45

* - Ambient

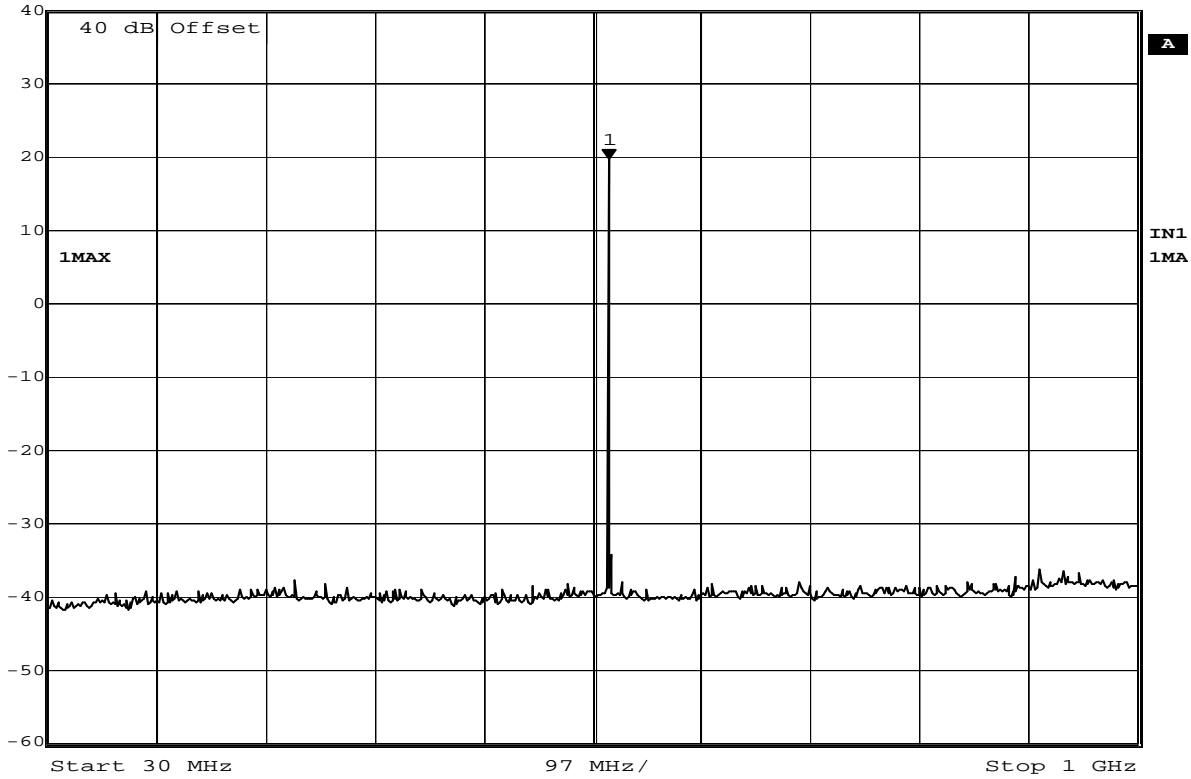
ERP Total (dBm) = Matched Sig Gen (dBm) + Antenna Gain (dB) – Cable Factor (dB)

Atten. (dB) = Output Power (dBm) – ERP (dBm)

Checked By: MARK E. LONGINOTTI
 Mark E. Longinotti



	Marker 1 [T1]	RBW	100 kHz	RF Att	10 dB
	Ref Lvl	19.73 dBm	VBW	100 kHz	
	40 dBm	529.57915832 MHz	SWT	245 ms	Unit dBm



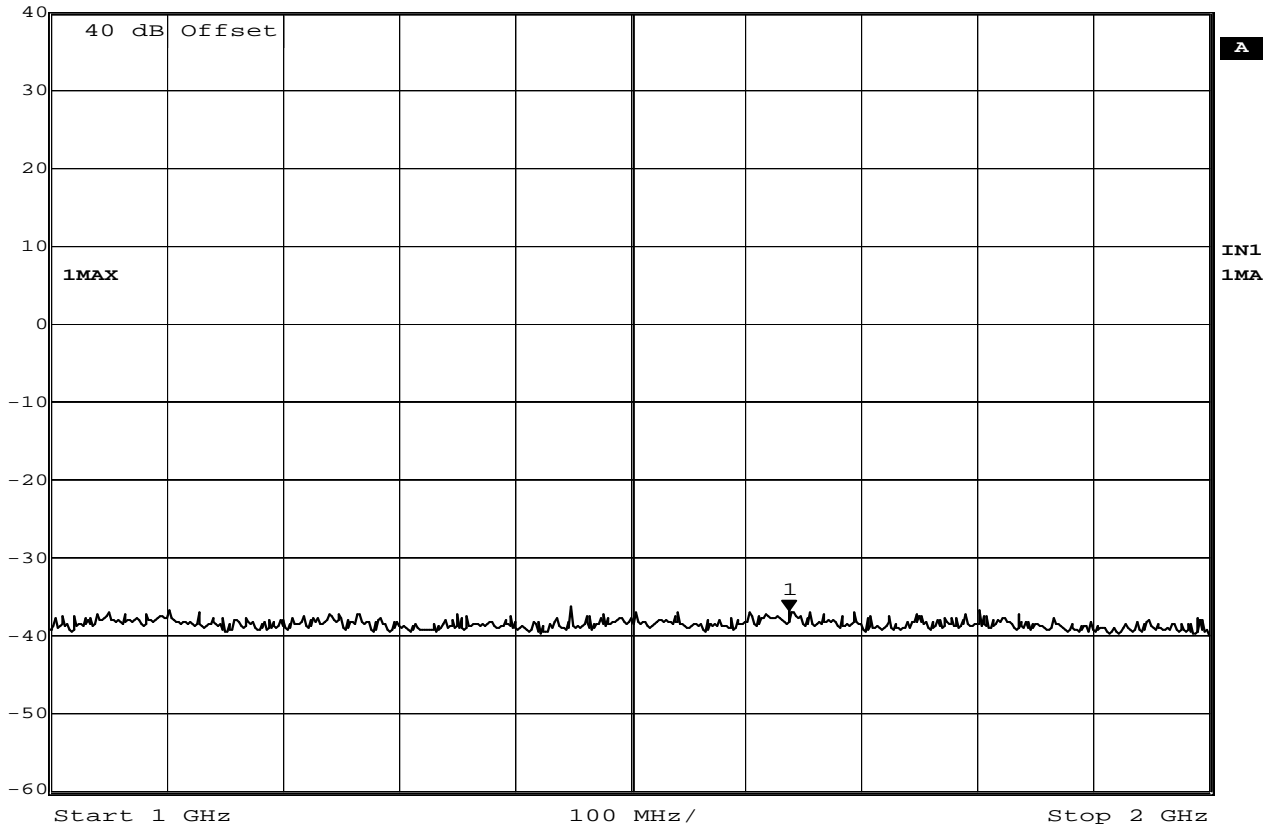
Date: 4.MAY.2011 13:57:03

Intermodulation Tests – Antenna Conducted

MANUFACTURER	:	Shure, Inc.
MODEL NUMBER	:	AXT100 G1
SERIAL NUMBER	:	
TEST MODE	:	Tx @ 529.875MHz
NOTES	:	100mW, Zigbee Tx at 2480MHz
TEST DATE	:	May 4, 2001
TEST PARAMETERS	:	
NOTES	:	
EQUIPMENT USED	:	RBA0, T2D7, T2S3



Marker 1 [T1] RBW 100 kHz RF Att 10 dB
 Ref Lvl -36.82 dBm VBW 100 kHz
 40 dBm 1.63727455 GHz SWT 250 ms Unit dBm




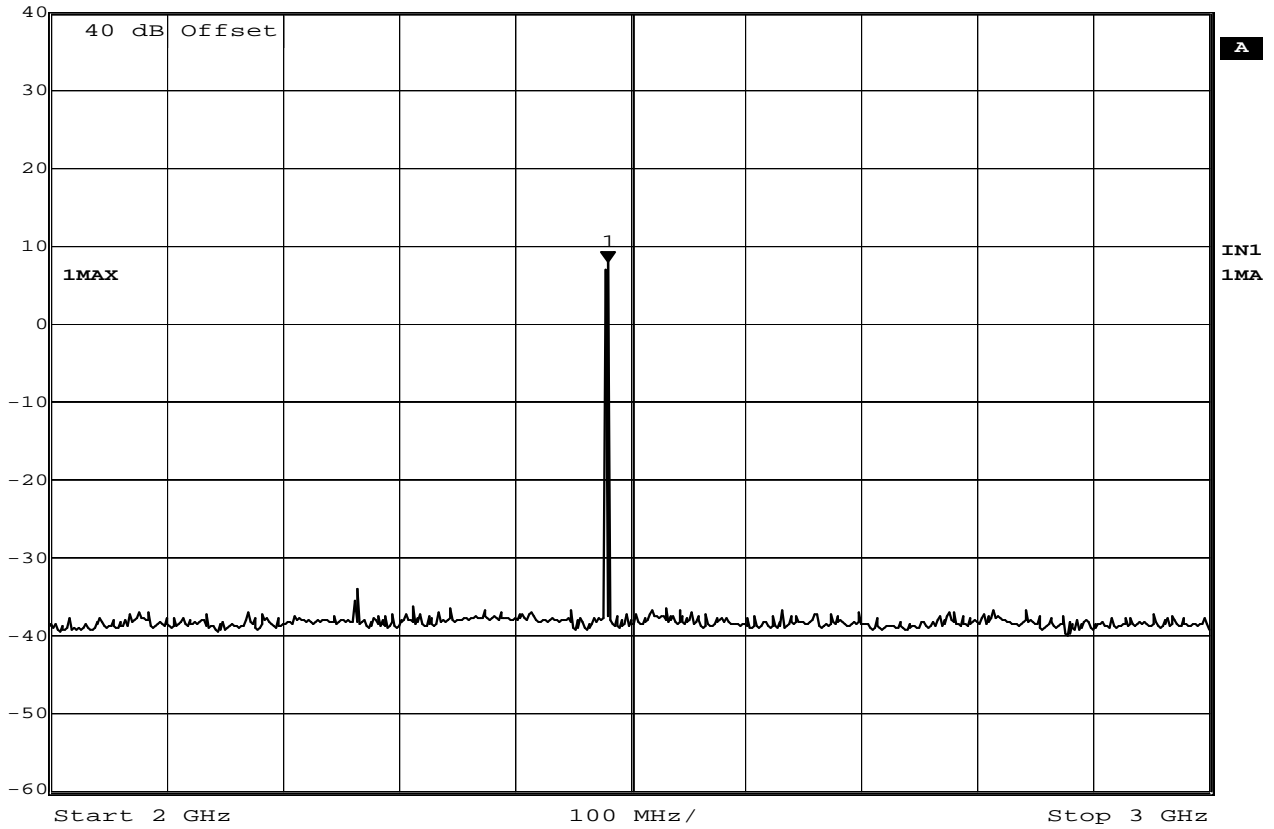
Date: 4.MAY.2011 13:58:45

Intermodulation Tests – Antenna Conducted

MANUFACTURER : Shure, Inc.
 MODEL NUMBER : AXT100 G1
 SERIAL NUMBER :
 TEST MODE : Tx @ 529.875MHz
 NOTES : 100mW, Zigbee Tx at 2480MHz
 TEST DATE : May 4, 2001
 TEST PARAMETERS :
 NOTES :
 EQUIPMENT USED : RBA0, T2D7, T2S3




 Marker 1 [T1] RBW 100 kHz RF Att 10 dB
 Ref Lvl 7.96 dBm VBW 100 kHz
 40 dBm 2.48096192 GHz SWT 250 ms Unit dBm



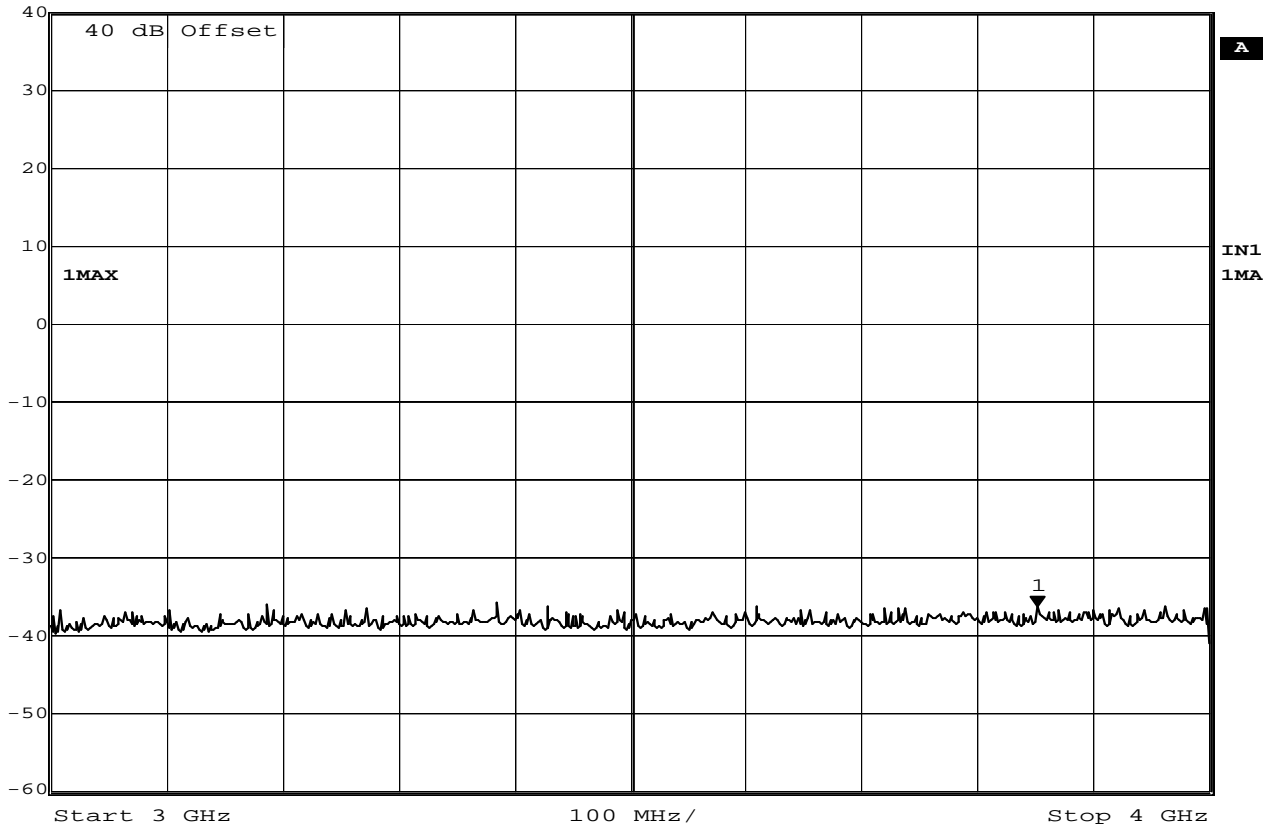
Date: 4.MAY.2011 14:01:38

Intermodulation Tests – Antenna Conducted

MANUFACTURER : Shure, Inc.
 MODEL NUMBER : AXT100 G1
 SERIAL NUMBER :
 TEST MODE : Tx @ 529.875MHz
 NOTES : 100mW, Zigbee Tx at 2480MHz
 TEST DATE : May 4, 2001
 TEST PARAMETERS :
 NOTES :
 EQUIPMENT USED : RBA0, T2D7, T2S3



Marker 1 [T1] RBW 100 kHz RF Att 10 dB
 Ref Lvl -36.48 dBm VBW 100 kHz
 40 dBm 3.85170341 GHz SWT 250 ms Unit dBm



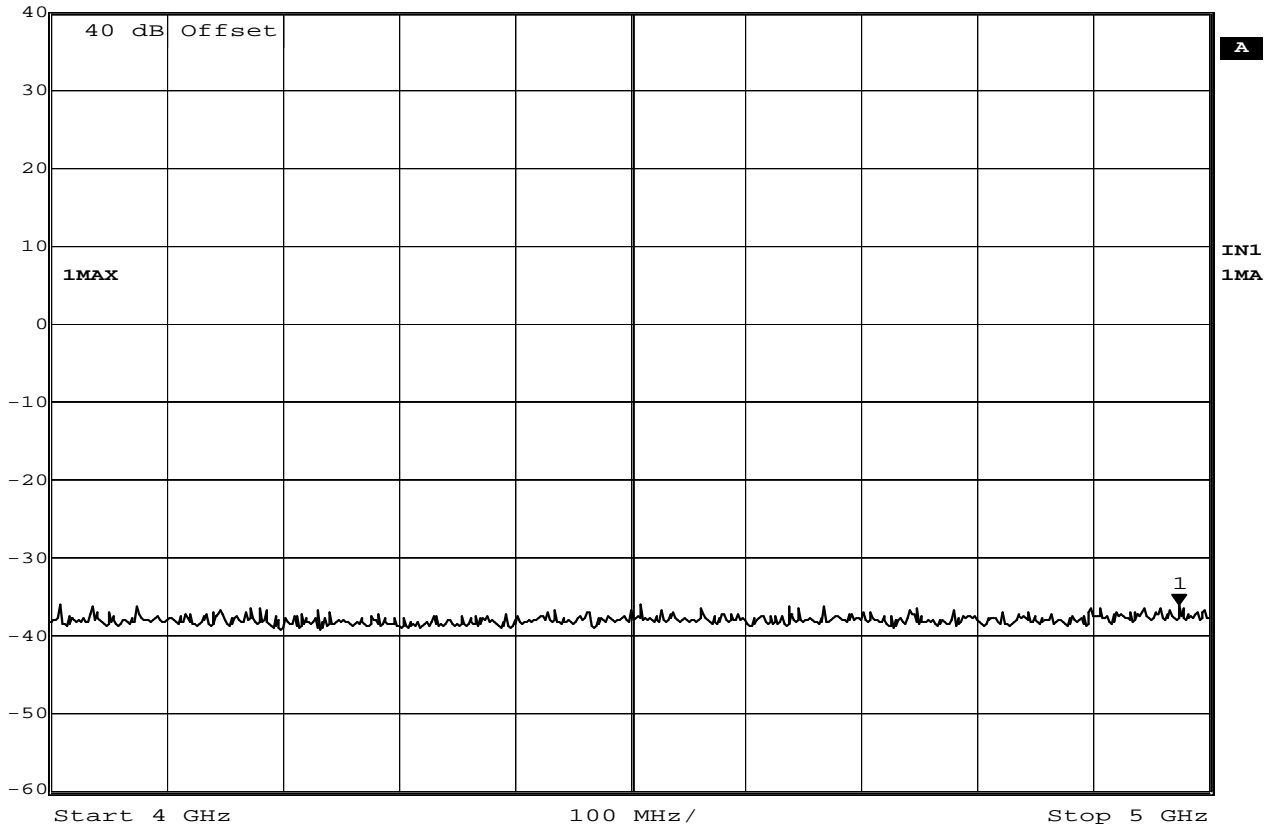
Date: 4.MAY.2011 14:02:19

Intermodulation Tests – Antenna Conducted

MANUFACTURER : Shure, Inc.
 MODEL NUMBER : AXT100 G1
 SERIAL NUMBER :
 TEST MODE : Tx @ 529.875MHz
 NOTES : 100mW, Zigbee Tx at 2480MHz
 TEST DATE : May 4, 2001
 TEST PARAMETERS :
 NOTES :
 EQUIPMENT USED : RBA0, T2D7, T2S3



Marker 1 [T1] RBW 100 kHz RF Att 10 dB
 Ref Lvl -36.18 dBm VBW 100 kHz
 40 dBm 4.97394790 GHz SWT 250 ms Unit dBm



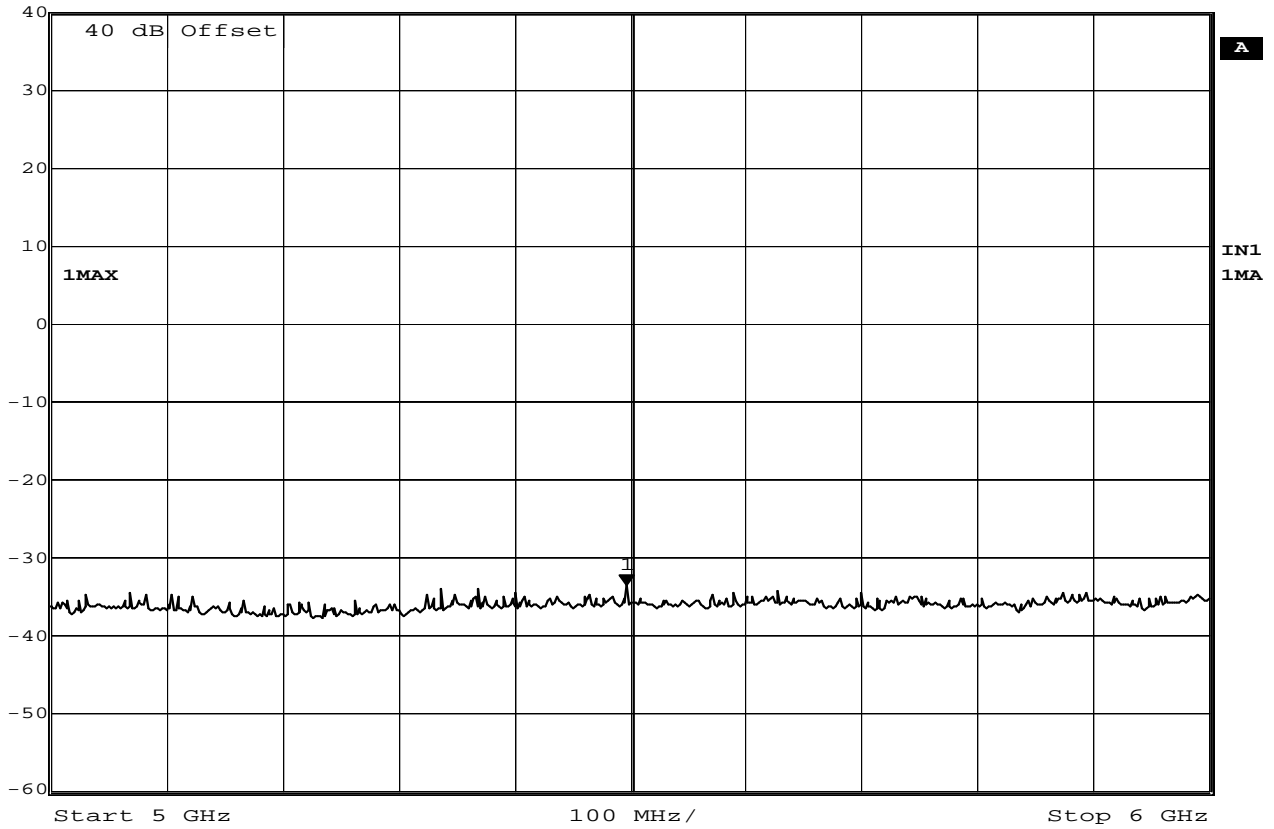
Date: 4.MAY.2011 14:03:30

Intermodulation Tests – Antenna Conducted

MANUFACTURER : Shure, Inc.
 MODEL NUMBER : AXT100 G1
 SERIAL NUMBER :
 TEST MODE : Tx @ 529.875MHz
 NOTES : 100mW, Zigbee Tx at 2480MHz
 TEST DATE : May 4, 2001
 TEST PARAMETERS :
 NOTES :
 EQUIPMENT USED : RBA0, T2D7, T2S3



Marker 1 [T1] RBW 100 kHz RF Att 10 dB
 Ref Lvl -33.75 dBm VBW 100 kHz
 40 dBm 5.49699399 GHz SWT 250 ms Unit dBm



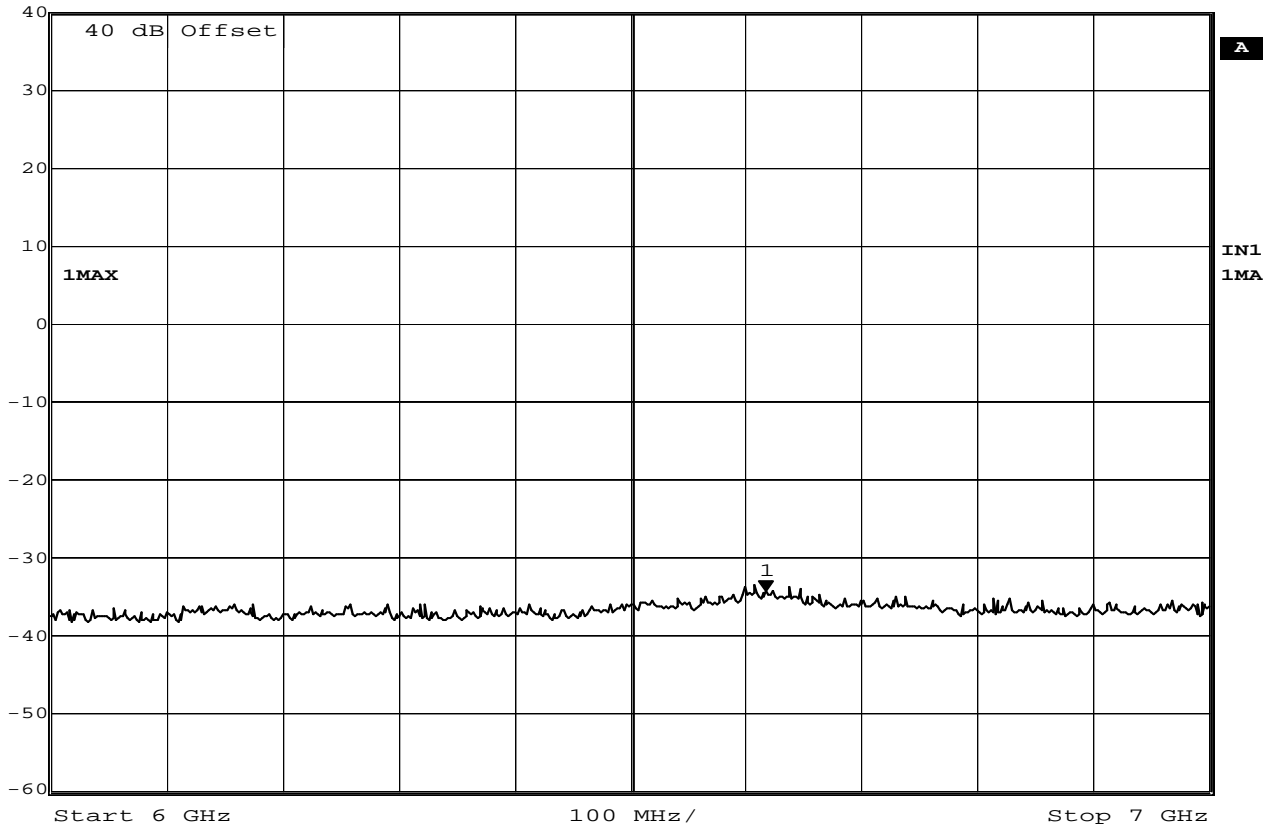
Date: 4.MAY.2011 14:04:52

Intermodulation Tests – Antenna Conducted

MANUFACTURER : Shure, Inc.
 MODEL NUMBER : AXT100 G1
 SERIAL NUMBER :
 TEST MODE : Tx @ 529.875MHz
 NOTES : 100mW, Zigbee Tx at 2480MHz
 TEST DATE : May 4, 2001
 TEST PARAMETERS :
 NOTES :
 EQUIPMENT USED : RBA0, T2D7, T2S3



Marker 1 [T1] RBW 100 kHz RF Att 10 dB
 Ref Lvl -34.39 dBm VBW 100 kHz
 40 dBm 6.61723447 GHz SWT 250 ms Unit dBm



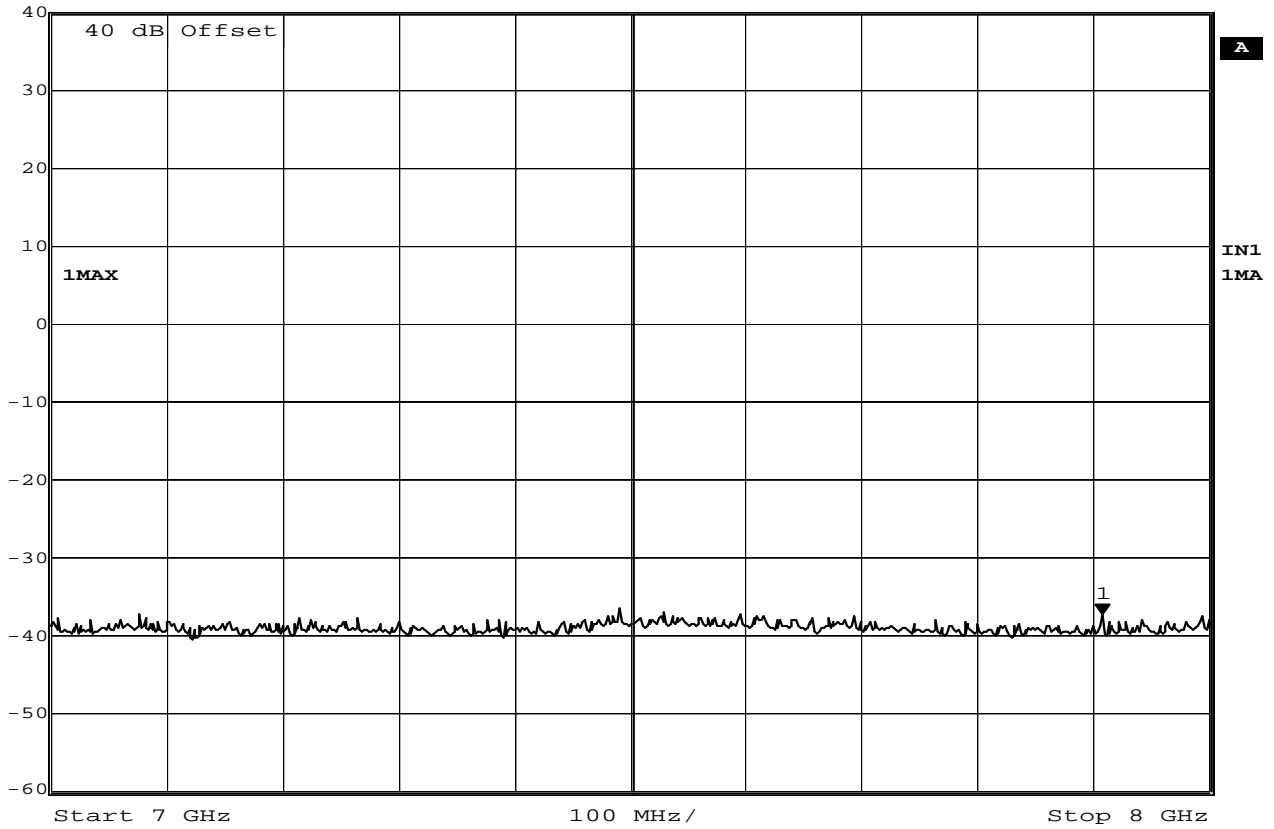
Date: 4.MAY.2011 14:11:02

Intermodulation Tests – Antenna Conducted

MANUFACTURER : Shure, Inc.
 MODEL NUMBER : AXT100 G1
 SERIAL NUMBER :
 TEST MODE : Tx @ 529.875MHz
 NOTES : 100mW, Zigbee Tx at 2480MHz
 TEST DATE : May 4, 2001
 TEST PARAMETERS :
 NOTES :
 EQUIPMENT USED : RBA0, T2D7, T2S3



Marker 1 [T1] RBW 100 kHz RF Att 10 dB
 Ref Lvl -37.36 dBm VBW 100 kHz
 40 dBm 7.90781563 GHz SWT 250 ms Unit dBm



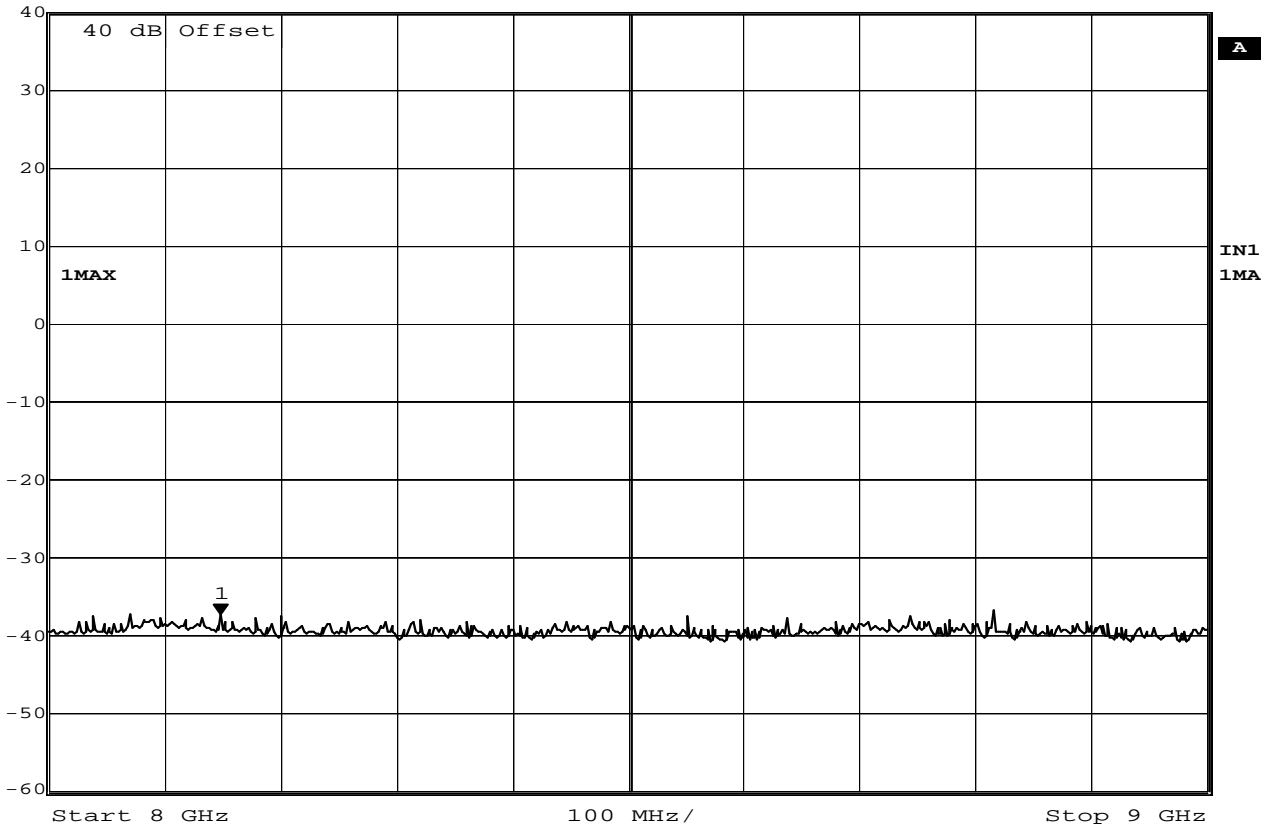
Date: 4.MAY.2011 14:11:54

Intermodulation Tests – Antenna Conducted

MANUFACTURER : Shure, Inc.
 MODEL NUMBER : AXT100 G1
 SERIAL NUMBER :
 TEST MODE : Tx @ 529.875MHz
 NOTES : 100mW, Zigbee Tx at 2480MHz
 TEST DATE : May 4, 2001
 TEST PARAMETERS :
 NOTES :
 EQUIPMENT USED : RBA0, T2D7, T2S3



Marker 1 [T1] RBW 100 kHz RF Att 10 dB
 Ref Lvl -37.27 dBm VBW 100 kHz
 40 dBm 8.14829659 GHz SWT 250 ms Unit dBm



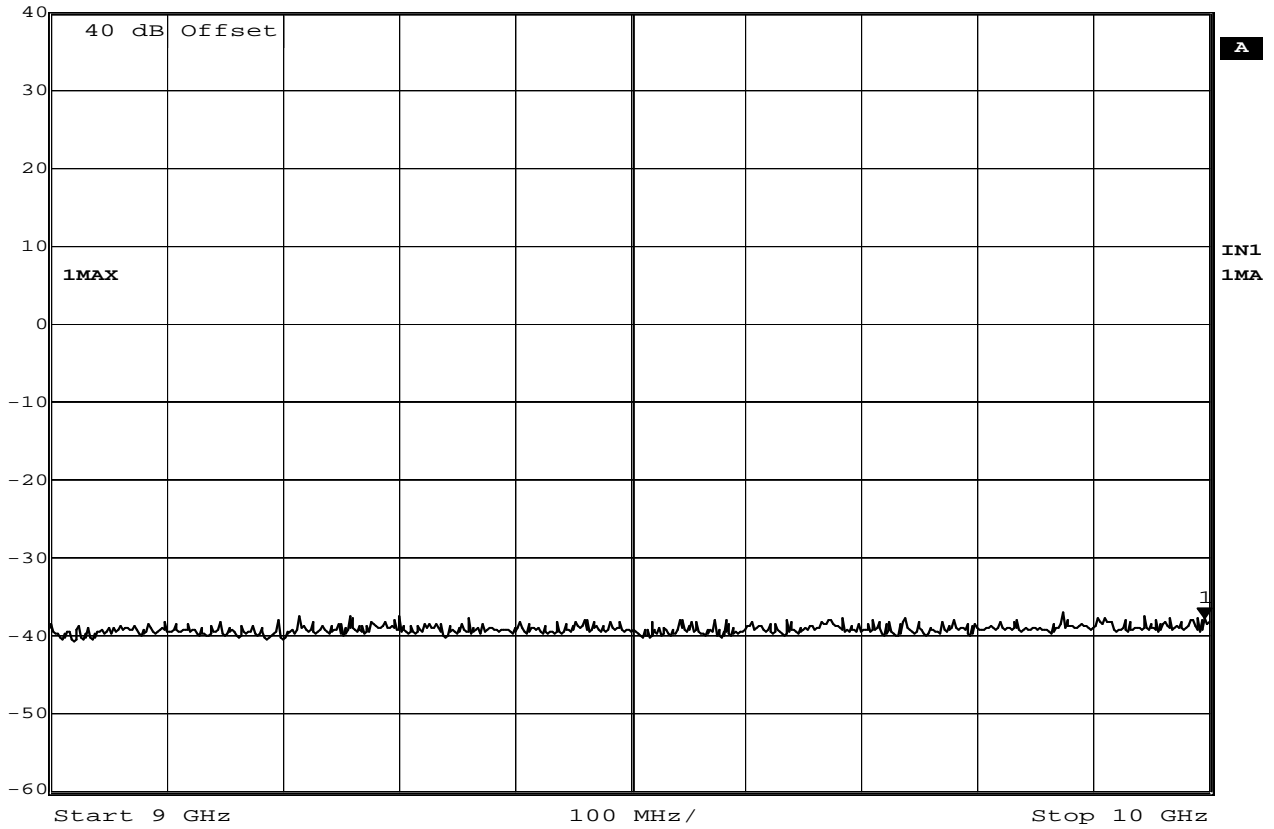
Date: 4.MAY.2011 14:12:37

Intermodulation Tests – Antenna Conducted

MANUFACTURER : Shure, Inc.
 MODEL NUMBER : AXT100 G1
 SERIAL NUMBER :
 TEST MODE : Tx @ 529.875MHz
 NOTES : 100mW, Zigbee Tx at 2480MHz
 TEST DATE : May 4, 2001
 TEST PARAMETERS :
 NOTES :
 EQUIPMENT USED : RBA0, T2D7, T2S3



Marker 1 [T1] RBW 100 kHz RF Att 10 dB
 Ref Lvl -37.86 dBm VBW 100 kHz
 40 dBm 9.99599198 GHz SWT 250 ms Unit dBm



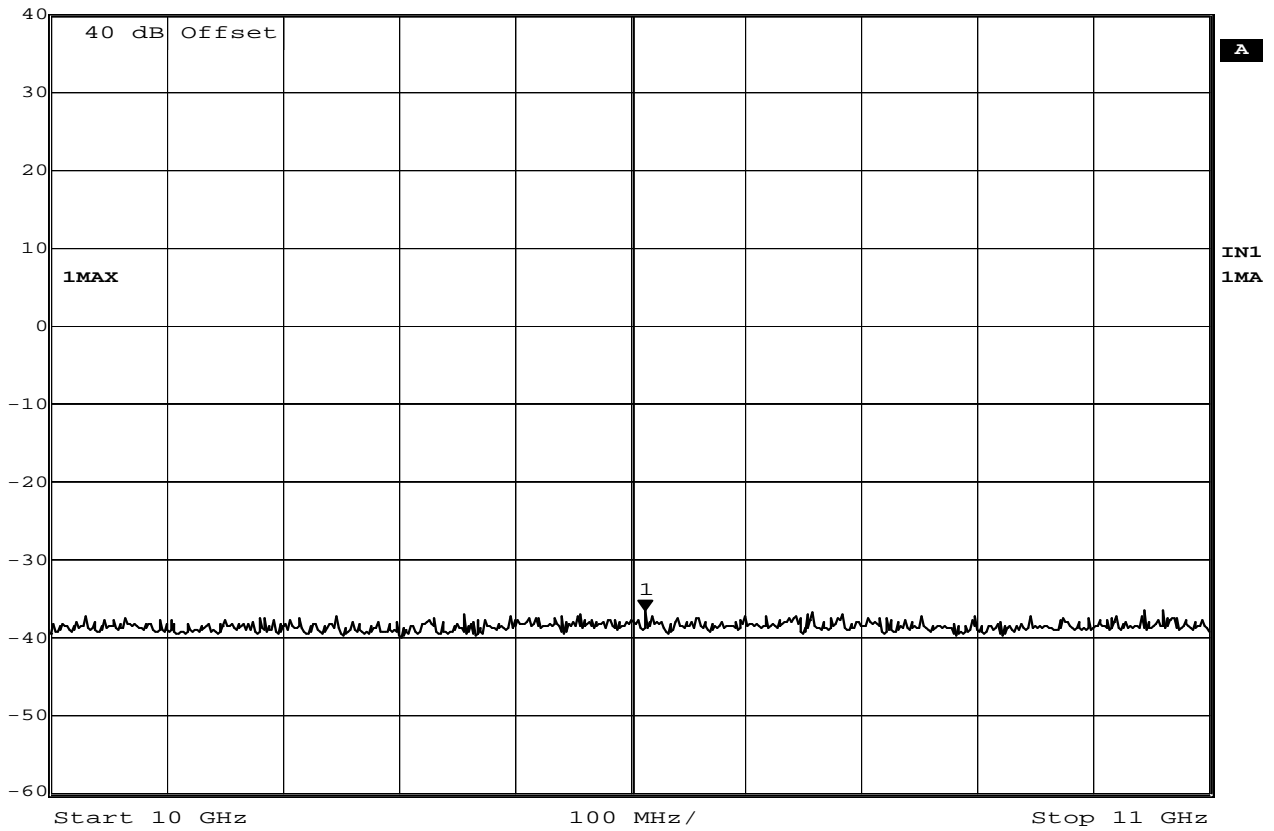
Date: 4.MAY.2011 14:13:27

Intermodulation Tests – Antenna Conducted

MANUFACTURER : Shure, Inc.
 MODEL NUMBER : AXT100 G1
 SERIAL NUMBER :
 TEST MODE : Tx @ 529.875MHz
 NOTES : 100mW, Zigbee Tx at 2480MHz
 TEST DATE : May 4, 2001
 TEST PARAMETERS :
 NOTES :
 EQUIPMENT USED : RBA0, T2D7, T2S3



Marker 1 [T1] RBW 100 kHz RF Att 10 dB
 Ref Lvl -36.57 dBm VBW 100 kHz
 40 dBm 10.51302605 GHz SWT 250 ms Unit dBm



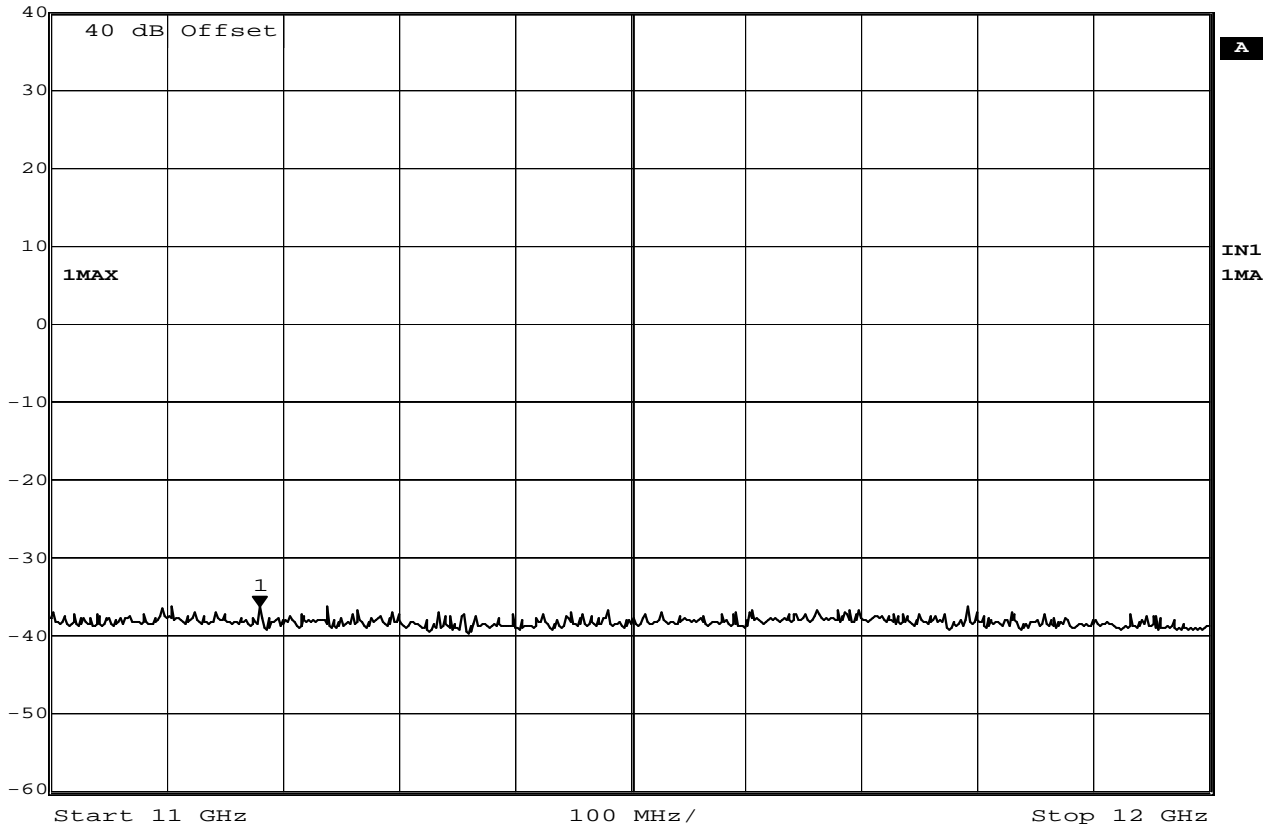
Date: 4.MAY.2011 14:14:06

Intermodulation Tests – Antenna Conducted

MANUFACTURER : Shure, Inc.
 MODEL NUMBER : AXT100 G1
 SERIAL NUMBER :
 TEST MODE : Tx @ 529.875MHz
 NOTES : 100mW, Zigbee Tx at 2480MHz
 TEST DATE : May 4, 2001
 TEST PARAMETERS :
 NOTES :
 EQUIPMENT USED : RBA0, T2D7, T2S3



Marker 1 [T1] RBW 100 kHz RF Att 10 dB
 Ref Lvl -36.37 dBm VBW 100 kHz
 40 dBm 11.18036072 GHz SWT 250 ms Unit dBm



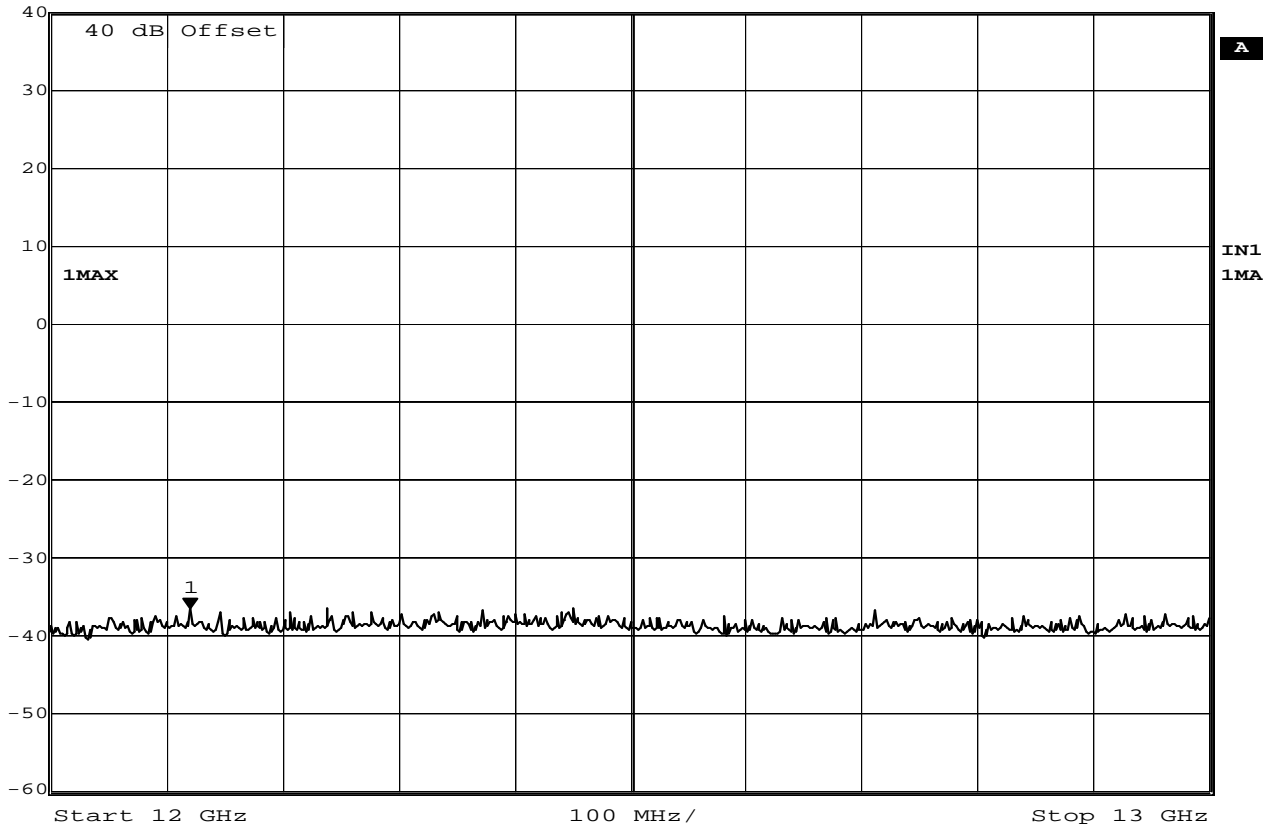
Date: 4.MAY.2011 14:15:02

Intermodulation Tests – Antenna Conducted

MANUFACTURER : Shure, Inc.
 MODEL NUMBER : AXT100 G1
 SERIAL NUMBER :
 TEST MODE : Tx @ 529.875MHz
 NOTES : 100mW, Zigbee Tx at 2480MHz
 TEST DATE : May 4, 2001
 TEST PARAMETERS :
 NOTES :
 EQUIPMENT USED : RBA0, T2D7, T2S3



Marker 1 [T1] RBW 100 kHz RF Att 10 dB
 Ref Lvl -36.64 dBm VBW 100 kHz
 40 dBm 12.12024048 GHz SWT 250 ms Unit dBm



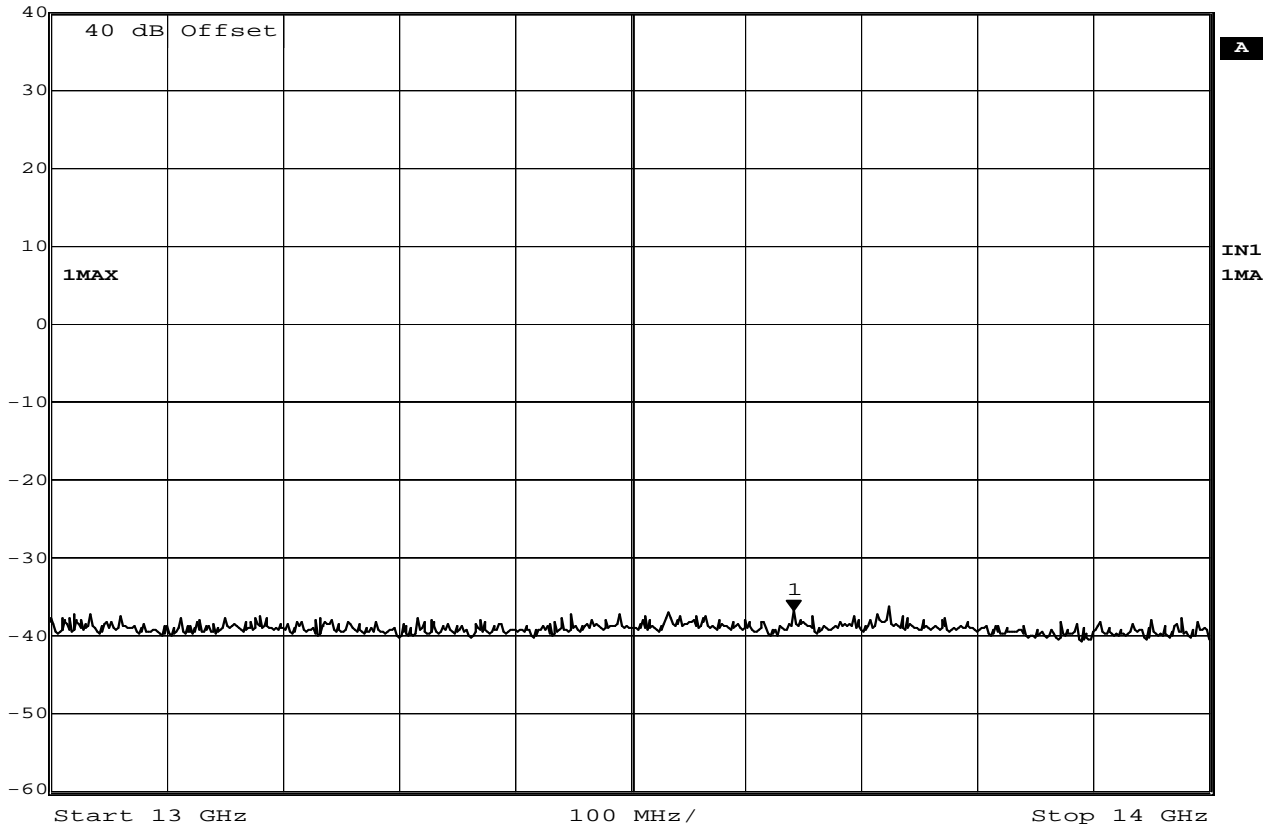
Date: 4.MAY.2011 14:15:44

Intermodulation Tests – Antenna Conducted

MANUFACTURER : Shure, Inc.
 MODEL NUMBER : AXT100 G1
 SERIAL NUMBER :
 TEST MODE : Tx @ 529.875MHz
 NOTES : 100mW, Zigbee Tx at 2480MHz
 TEST DATE : May 4, 2001
 TEST PARAMETERS :
 NOTES :
 EQUIPMENT USED : RBA0, T2D7, T2S3



Marker 1 [T1] RBW 100 kHz RF Att 10 dB
 Ref Lvl -36.80 dBm VBW 100 kHz
 40 dBm 13.64128257 GHz SWT 250 ms Unit dBm



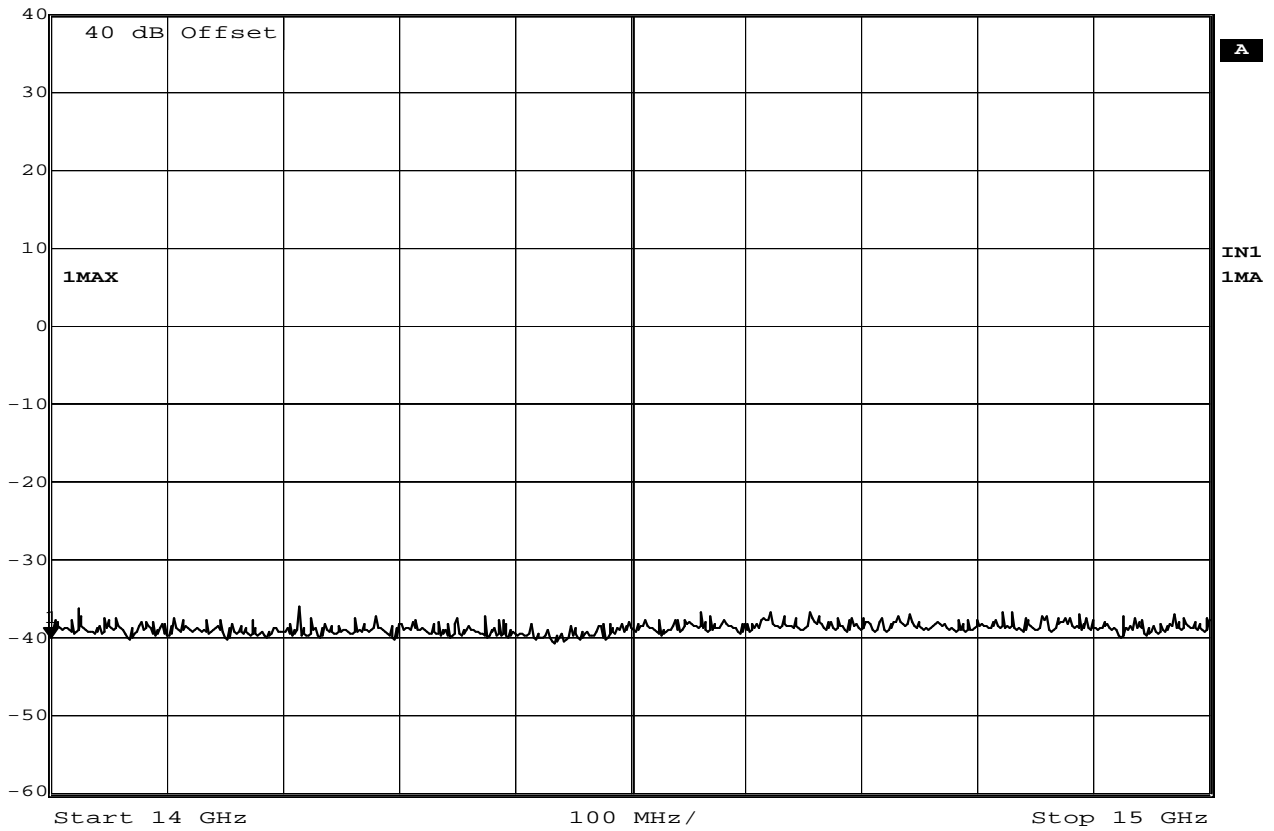
Date: 4.MAY.2011 14:16:24

Intermodulation Tests – Antenna Conducted

MANUFACTURER : Shure, Inc.
 MODEL NUMBER : AXT100 G1
 SERIAL NUMBER :
 TEST MODE : Tx @ 529.875MHz
 NOTES : 100mW, Zigbee Tx at 2480MHz
 TEST DATE : May 4, 2001
 TEST PARAMETERS :
 NOTES :
 EQUIPMENT USED : RBA0, T2D7, T2S3



Marker 1 [T1] RBW 100 kHz RF Att 10 dB
 Ref Lvl -40.14 dBm VBW 100 kHz
 40 dBm 14.00000000 GHz SWT 250 ms Unit dBm



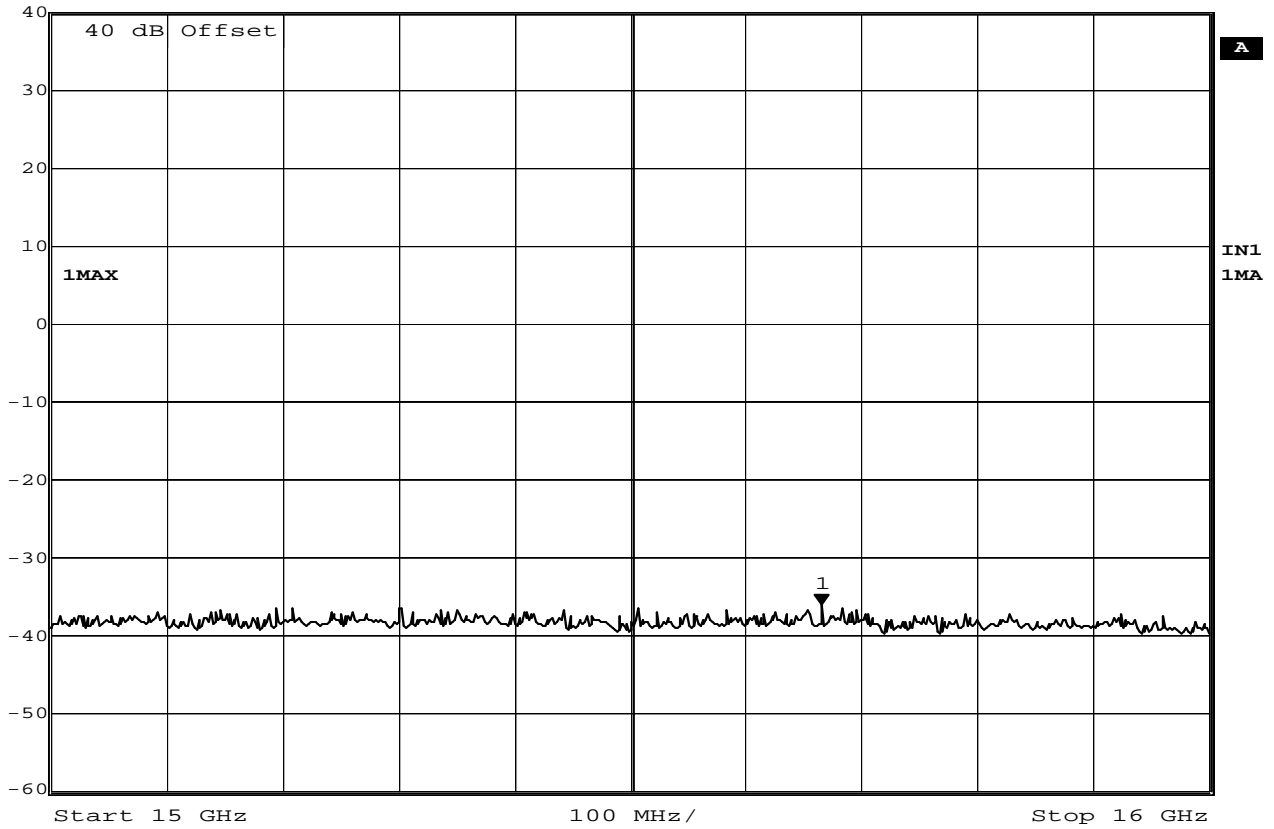
Date: 4.MAY.2011 14:17:09

Intermodulation Tests – Antenna Conducted

MANUFACTURER : Shure, Inc.
 MODEL NUMBER : AXT100 G1
 SERIAL NUMBER :
 TEST MODE : Tx @ 529.875MHz
 NOTES : 100mW, Zigbee Tx at 2480MHz
 TEST DATE : May 4, 2001
 TEST PARAMETERS :
 NOTES :
 EQUIPMENT USED : RBA0, T2D7, T2S3



Marker 1 [T1] RBW 100 kHz RF Att 10 dB
 Ref Lvl -36.20 dBm VBW 100 kHz
 40 dBm 15.66533066 GHz SWT 250 ms Unit dBm



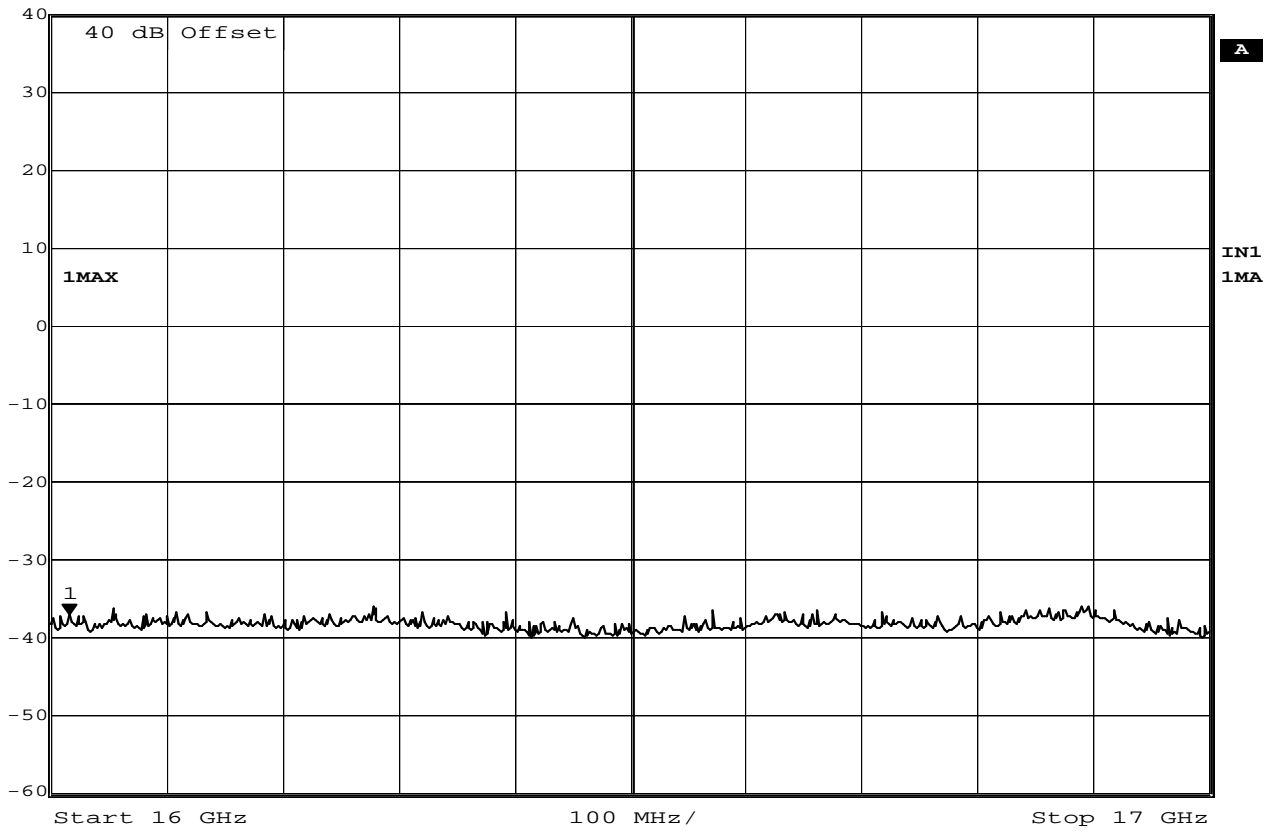
Date: 4.MAY.2011 14:17:50

Intermodulation Tests – Antenna Conducted

MANUFACTURER : Shure, Inc.
 MODEL NUMBER : AXT100 G1
 SERIAL NUMBER :
 TEST MODE : Tx @ 529.875MHz
 NOTES : 100mW, Zigbee Tx at 2480MHz
 TEST DATE : May 4, 2001
 TEST PARAMETERS :
 NOTES :
 EQUIPMENT USED : RBA0, T2D7, T2S3



Marker 1 [T1] RBW 100 kHz RF Att 10 dB
 Ref Lvl -37.12 dBm VBW 100 kHz
 40 dBm 16.01603206 GHz SWT 250 ms Unit dBm



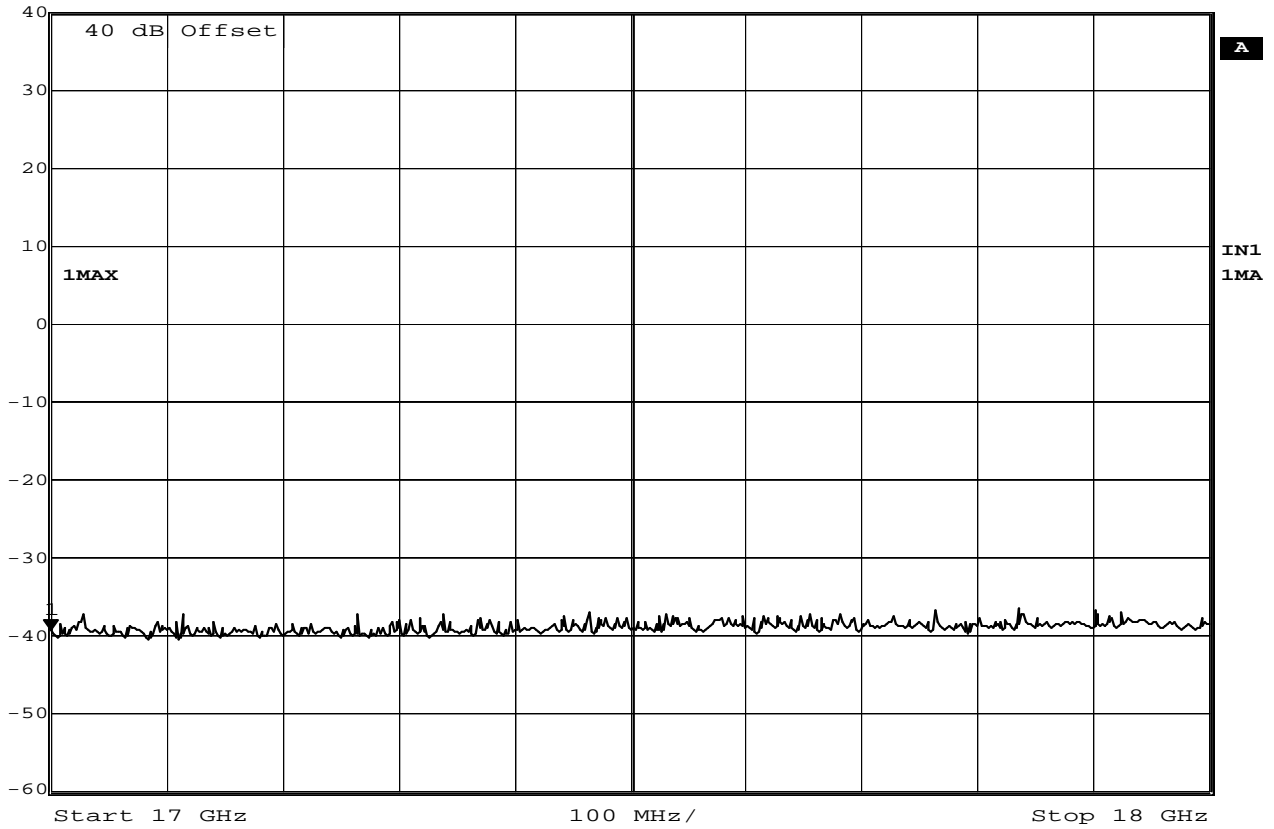
Date: 4.MAY.2011 14:19:41

Intermodulation Tests – Antenna Conducted

MANUFACTURER : Shure, Inc.
 MODEL NUMBER : AXT100 G1
 SERIAL NUMBER :
 TEST MODE : Tx @ 529.875MHz
 NOTES : 100mW, Zigbee Tx at 2480MHz
 TEST DATE : May 4, 2001
 TEST PARAMETERS :
 NOTES :
 EQUIPMENT USED : RBA0, T2D7, T2S3



Marker 1 [T1] RBW 100 kHz RF Att 10 dB
 Ref Lvl -39.32 dBm VBW 100 kHz
 40 dBm 17.00000000 GHz SWT 250 ms Unit dBm



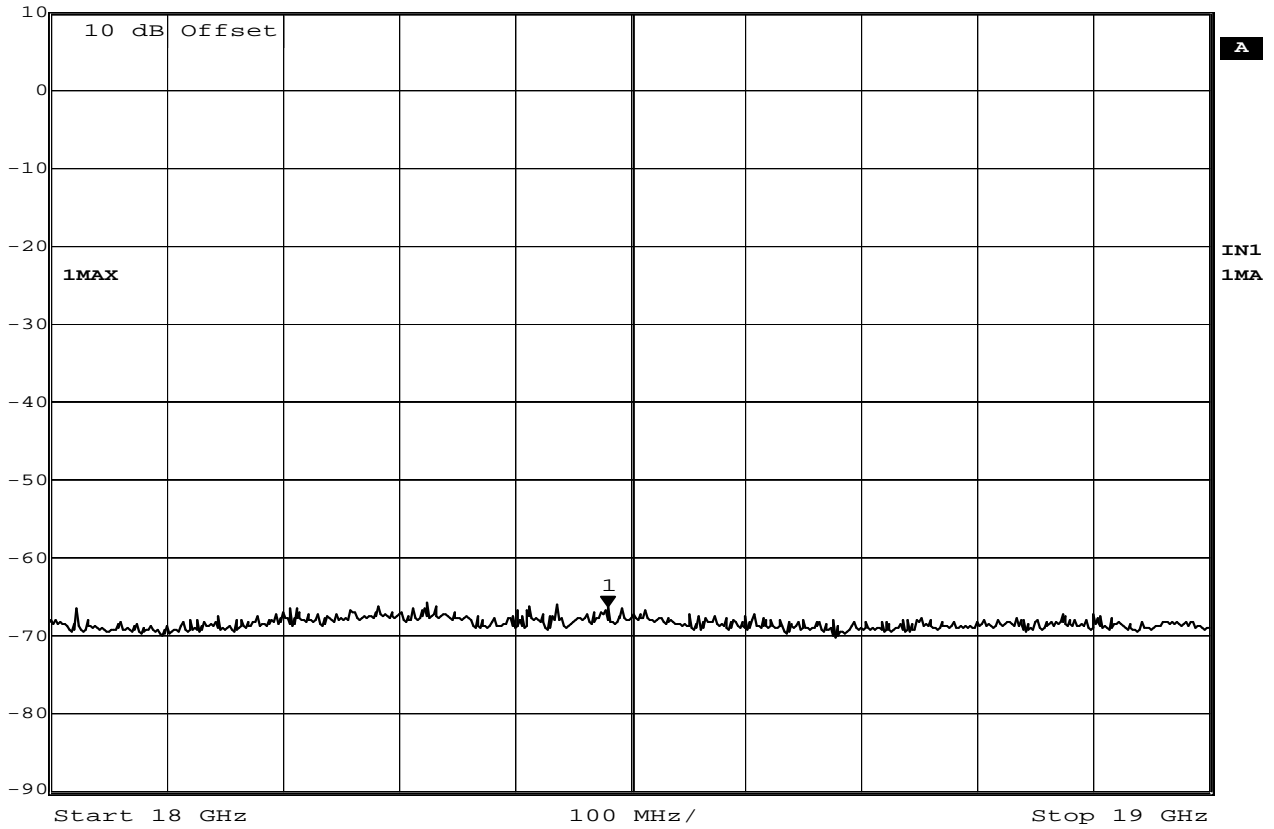
Date: 4.MAY.2011 14:20:56

Intermodulation Tests – Antenna Conducted

MANUFACTURER : Shure, Inc.
 MODEL NUMBER : AXT100 G1
 SERIAL NUMBER :
 TEST MODE : Tx @ 529.875MHz
 NOTES : 100mW, Zigbee Tx at 2480MHz
 TEST DATE : May 4, 2001
 TEST PARAMETERS :
 NOTES :
 EQUIPMENT USED : RBA0, T2D7, T2S3



Marker 1 [T1] RBW 100 kHz RF Att 10 dB
 Ref Lvl -66.47 dBm VBW 100 kHz
 10 dBm 18.48096192 GHz SWT 250 ms Unit dBm



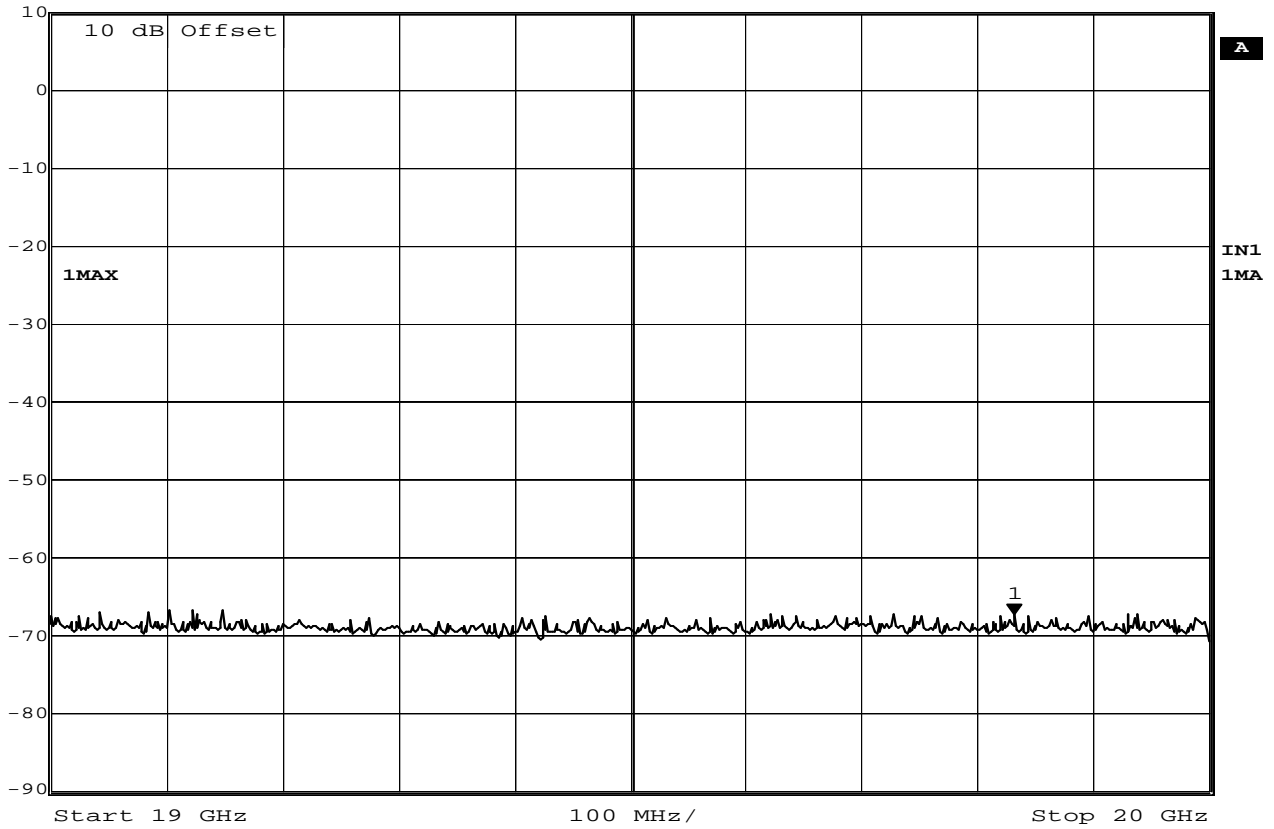
Date: 4.MAY.2011 14:24:59

Intermodulation Tests – Antenna Conducted

MANUFACTURER : Shure, Inc.
 MODEL NUMBER : AXT100 G1
 SERIAL NUMBER :
 TEST MODE : Tx @ 529.875MHz
 NOTES : 100mW, Zigbee Tx at 2480MHz
 TEST DATE : May 4, 2001
 TEST PARAMETERS :
 NOTES :
 EQUIPMENT USED : RBA0, T1P0



Marker 1 [T1] RBW 100 kHz RF Att 10 dB
 Ref Lvl -67.26 dBm VBW 100 kHz
 10 dBm 19.83166333 GHz SWT 250 ms Unit dBm



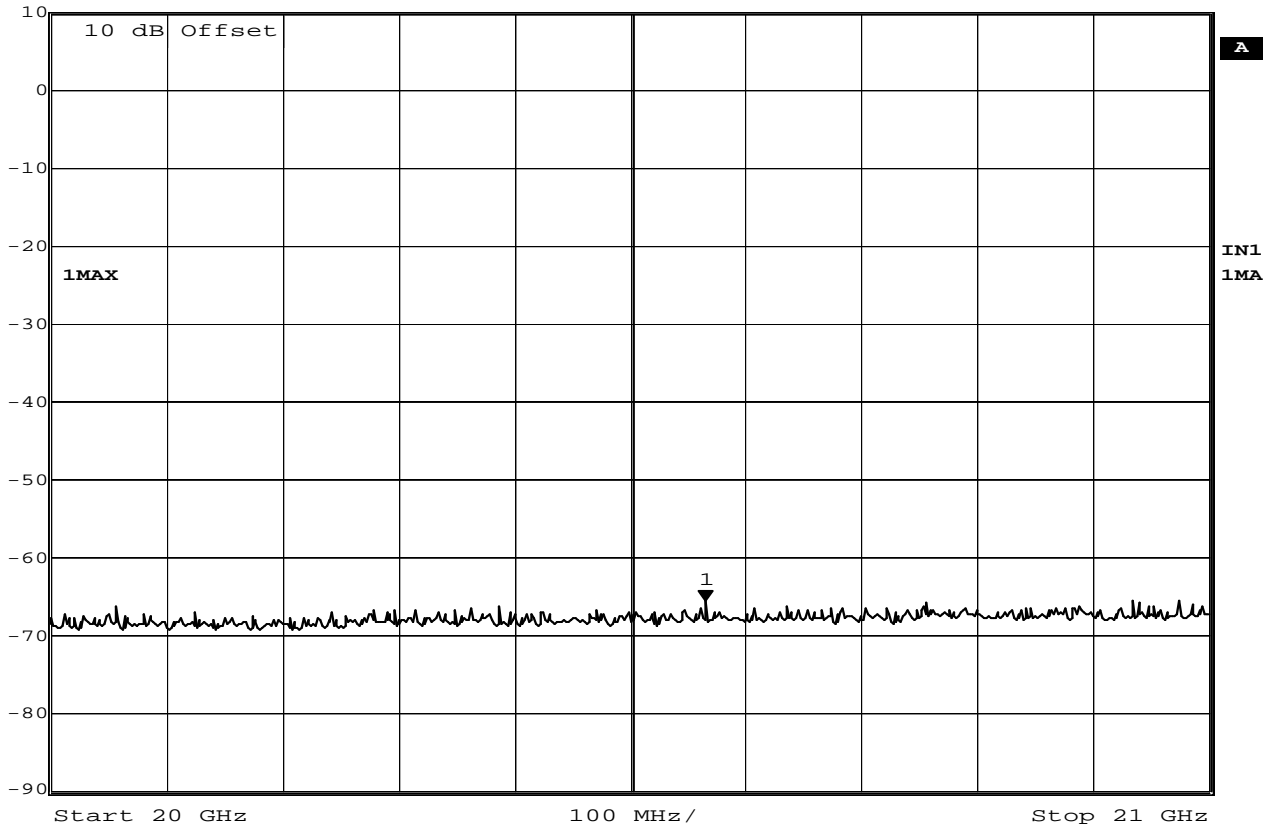
Date: 4.MAY.2011 14:25:39

Intermodulation Tests – Antenna Conducted

MANUFACTURER : Shure, Inc.
 MODEL NUMBER : AXT100 G1
 SERIAL NUMBER :
 TEST MODE : Tx @ 529.875MHz
 NOTES : 100mW, Zigbee Tx at 2480MHz
 TEST DATE : May 4, 2001
 TEST PARAMETERS :
 NOTES :
 EQUIPMENT USED : RBA0, T1P0



Marker 1 [T1] RBW 100 kHz RF Att 10 dB
 Ref Lvl -65.52 dBm VBW 100 kHz
 10 dBm 20.56513026 GHz SWT 250 ms Unit dBm



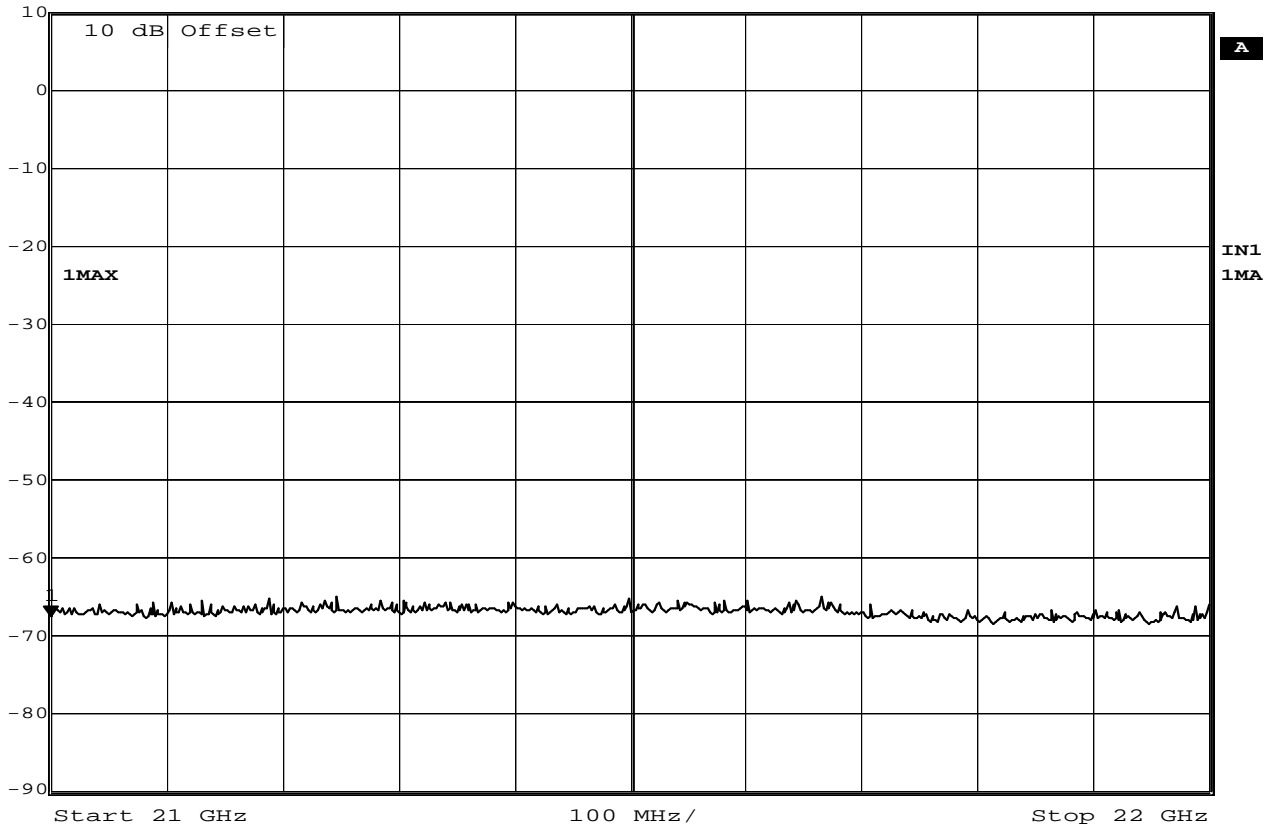
Date: 4.MAY.2011 14:26:37

Intermodulation Tests – Antenna Conducted

MANUFACTURER : Shure, Inc.
 MODEL NUMBER : AXT100 G1
 SERIAL NUMBER :
 TEST MODE : Tx @ 529.875MHz
 NOTES : 100mW, Zigbee Tx at 2480MHz
 TEST DATE : May 4, 2001
 TEST PARAMETERS :
 NOTES :
 EQUIPMENT USED : RBA0, T1P0



Marker 1 [T1] RBW 100 kHz RF Att 10 dB
 Ref Lvl -67.52 dBm VBW 100 kHz
 10 dBm 21.00000000 GHz SWT 250 ms Unit dBm



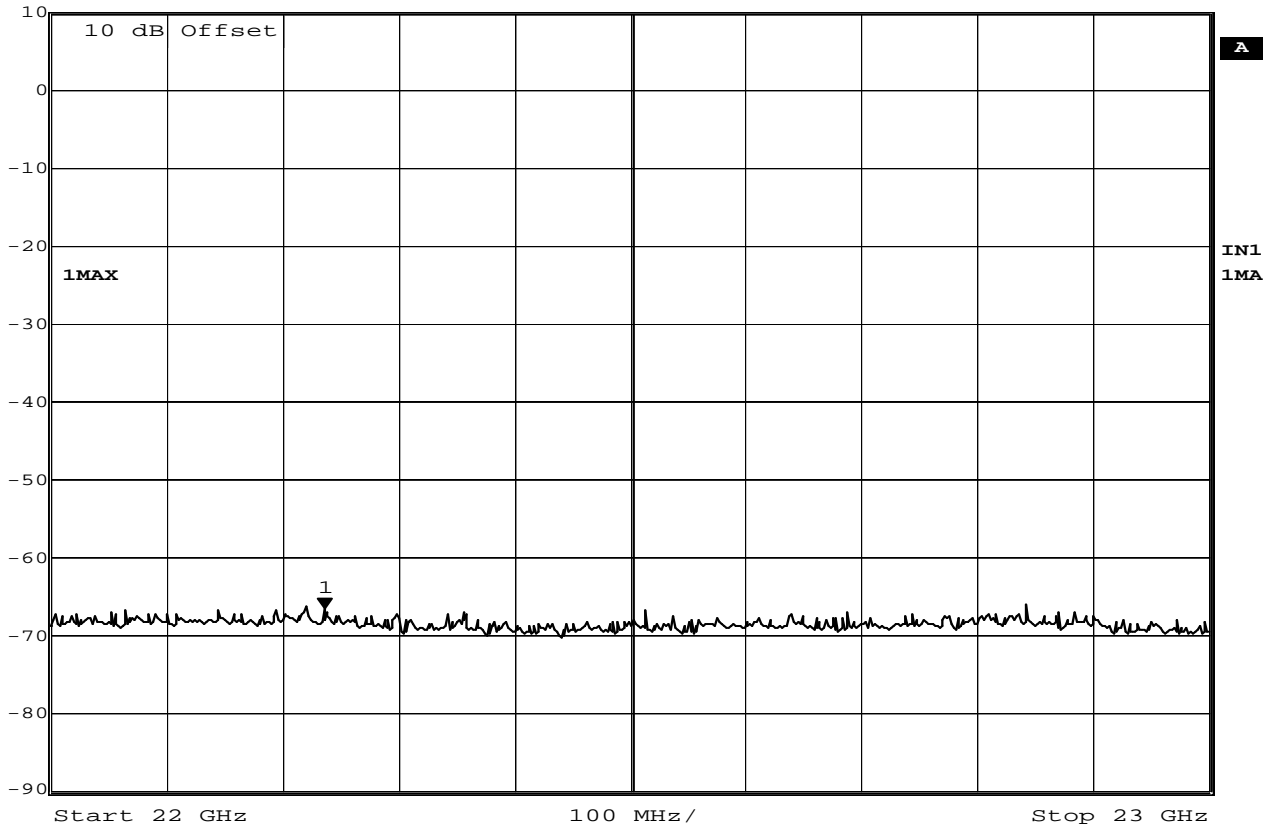
Date: 4.MAY.2011 14:28:29

Intermodulation Tests – Antenna Conducted

MANUFACTURER : Shure, Inc.
 MODEL NUMBER : AXT100 G1
 SERIAL NUMBER :
 TEST MODE : Tx @ 529.875MHz
 NOTES : 100mW, Zigbee Tx at 2480MHz
 TEST DATE : May 4, 2001
 TEST PARAMETERS :
 NOTES :
 EQUIPMENT USED : RBA0, T1P0



Marker 1 [T1] RBW 100 kHz RF Att 10 dB
 Ref Lvl -66.64 dBm VBW 100 kHz
 10 dBm 22.23647295 GHz SWT 250 ms Unit dBm



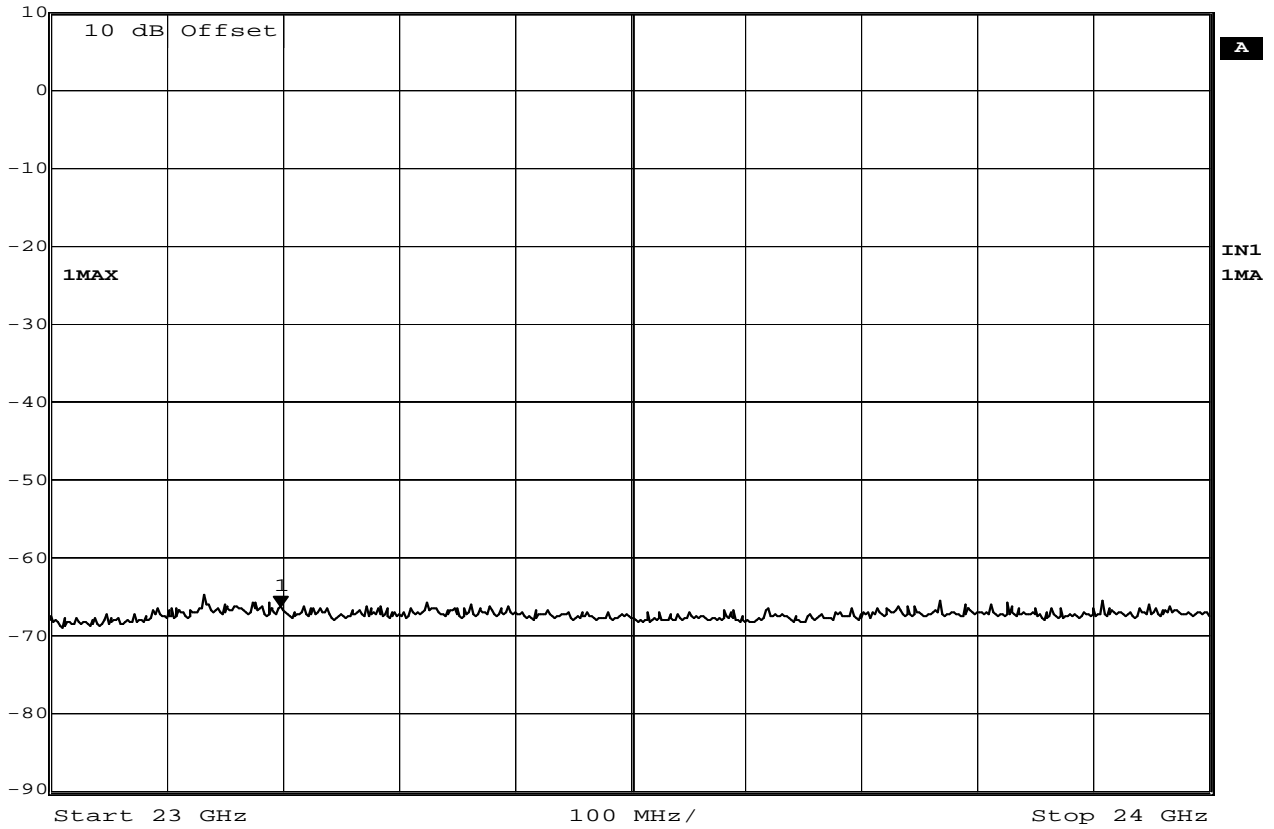
Date: 4.MAY.2011 14:29:18

Intermodulation Tests – Antenna Conducted

MANUFACTURER : Shure, Inc.
 MODEL NUMBER : AXT100 G1
 SERIAL NUMBER :
 TEST MODE : Tx @ 529.875MHz
 NOTES : 100mW, Zigbee Tx at 2480MHz
 TEST DATE : May 4, 2001
 TEST PARAMETERS :
 NOTES :
 EQUIPMENT USED : RBA0, T1P0



Marker 1 [T1] RBW 100 kHz RF Att 10 dB
 Ref Lvl -66.37 dBm VBW 100 kHz
 10 dBm 23.19839679 GHz SWT 250 ms Unit dBm



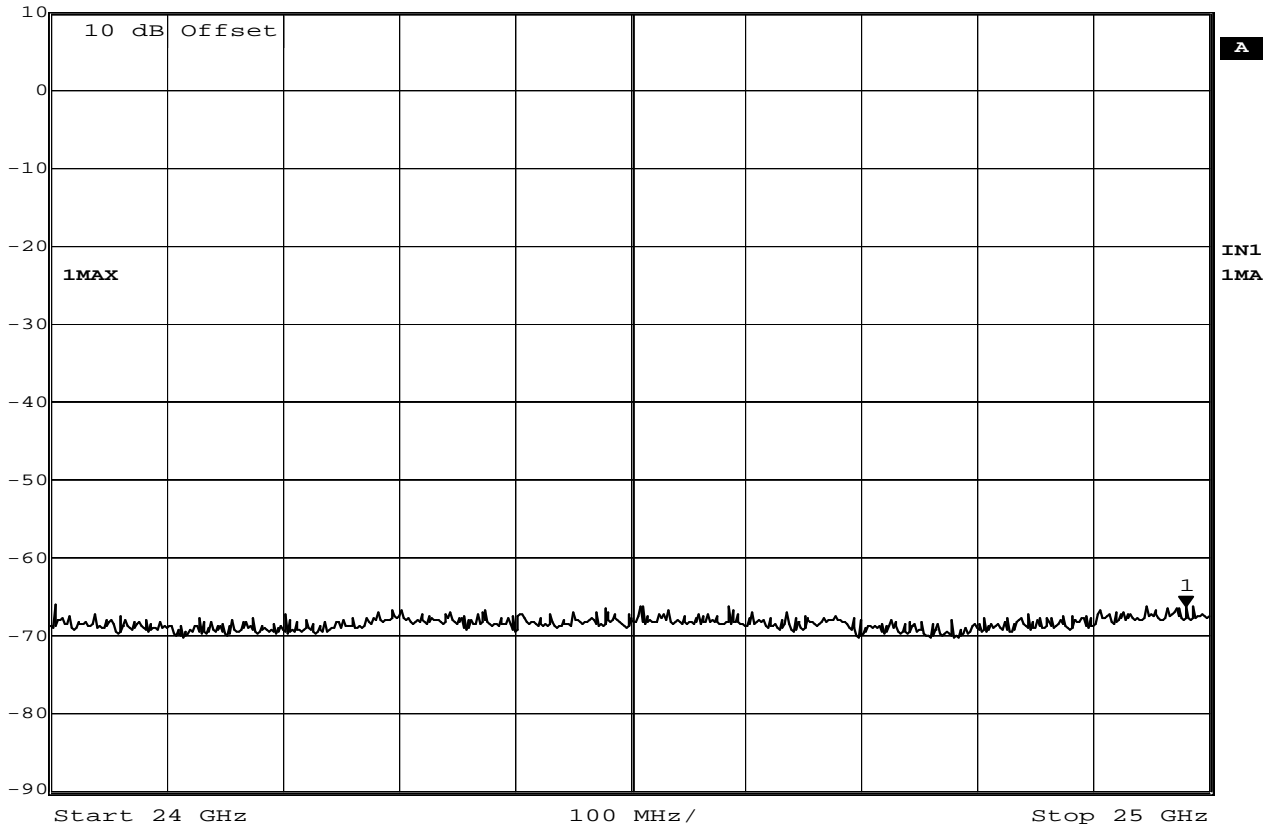
Date: 4.MAY.2011 14:34:54

Intermodulation Tests – Antenna Conducted

MANUFACTURER : Shure, Inc.
 MODEL NUMBER : AXT100 G1
 SERIAL NUMBER :
 TEST MODE : Tx @ 529.875MHz
 NOTES : 100mW, Zigbee Tx at 2480MHz
 TEST DATE : May 4, 2001
 TEST PARAMETERS :
 NOTES :
 EQUIPMENT USED : RBA0, T1P0



Marker 1 [T1] RBW 100 kHz RF Att 10 dB
Ref Lvl -66.33 dBm VBW 100 kHz
10 dBm 24.97995992 GHz SWT 250 ms Unit dBm



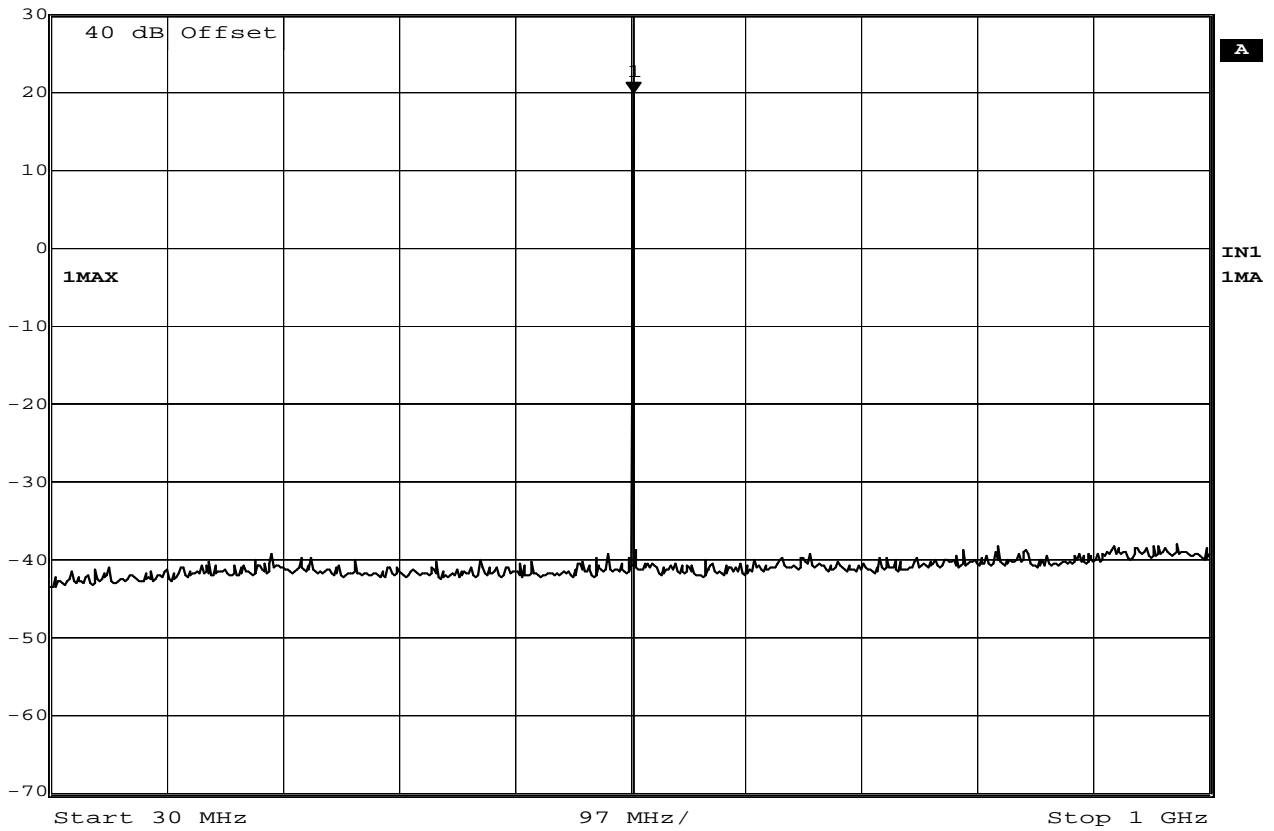
Date: 4.MAY.2011 14:35:41

Intermodulation Tests – Antenna Conducted

MANUFACTURER : Shure, Inc.
MODEL NUMBER : AXT100 G1
SERIAL NUMBER :
TEST MODE : Tx @ 529.875MHz
NOTES : 100mW, Zigbee Tx at 2480MHz
TEST DATE : May 4, 2001
TEST PARAMETERS :
NOTES :
EQUIPMENT USED : RBA0, T1P0



Marker 1 [T1] RBW 100 kHz RF Att 10 dB
 Ref Lvl 19.83 dBm VBW 100 kHz
 30 dBm 517.91583166 MHz SWT 245 ms Unit dBm



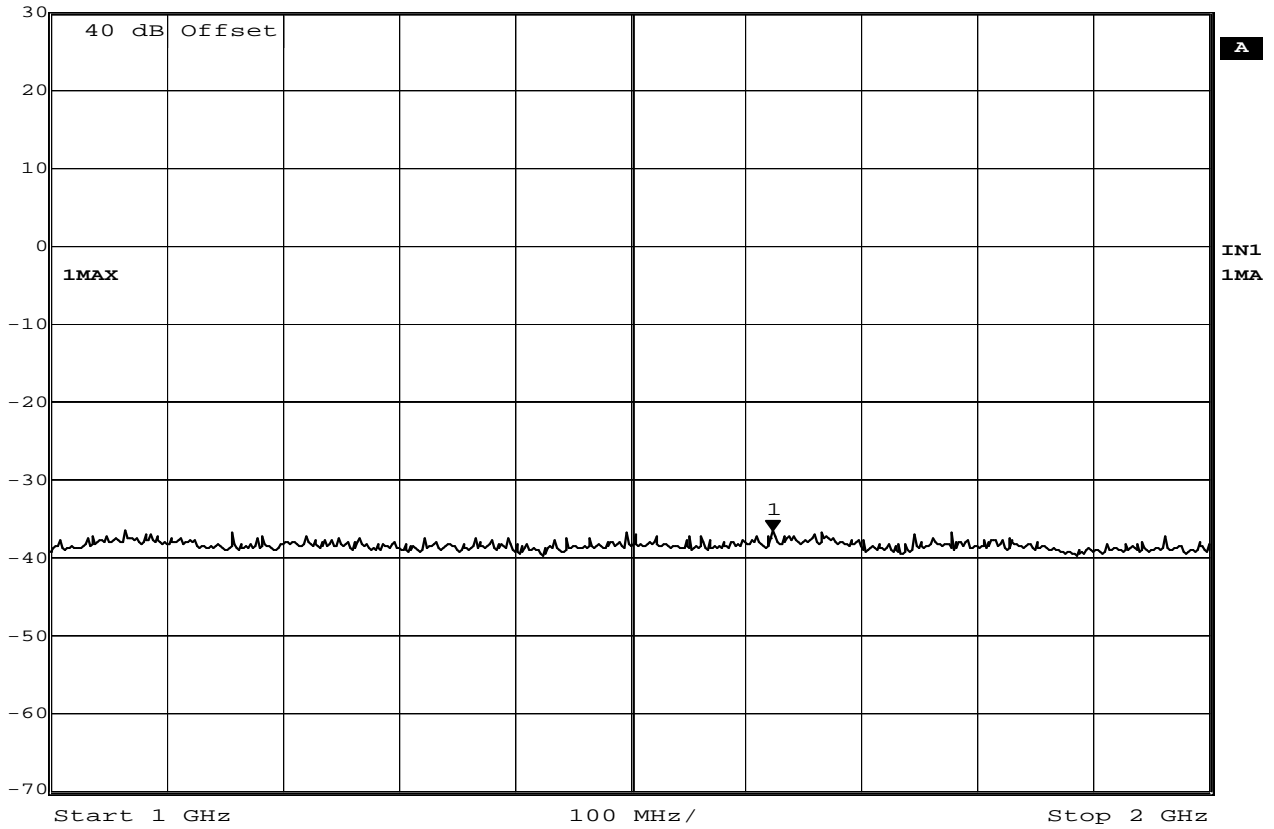
Date: 4.MAY.2011 12:46:43

Intermodulation Tests – Antenna Conducted

MANUFACTURER : Shure, Inc.
 MODEL NUMBER : AXT100 H4
 SERIAL NUMBER :
 TEST MODE : Tx @ 638MHz
 NOTES : 100mW, Zigbee Tx at 2480MHz
 TEST DATE : May 4, 2001
 TEST PARAMETERS :
 NOTES :
 EQUIPMENT USED : RBA0, T2D7, T2S3



Marker 1 [T1] RBW 100 kHz RF Att 10 dB
 Ref Lvl -36.54 dBm VBW 100 kHz
 30 dBm 1.62324649 GHz SWT 250 ms Unit dBm



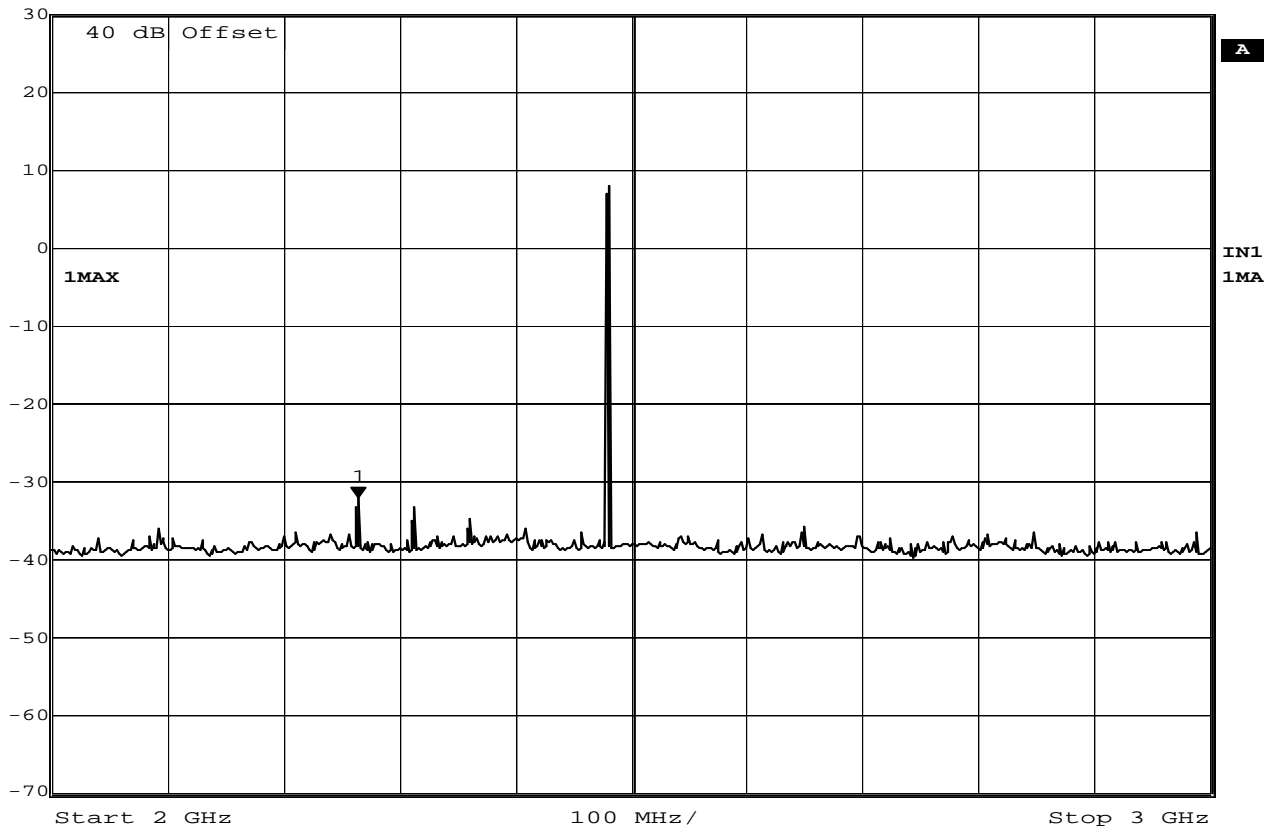
Date: 4.MAY.2011 12:49:39

Intermodulation Tests – Antenna Conducted

MANUFACTURER : Shure, Inc.
 MODEL NUMBER : AXT100 H4
 SERIAL NUMBER :
 TEST MODE : Tx @ 638MHz
 NOTES : 100mW, Zigbee Tx at 2480MHz
 TEST DATE : May 4, 2001
 TEST PARAMETERS :
 NOTES :
 EQUIPMENT USED : RBA0, T2D7, T2S3



KS
Marker 1 [T1] RBW 100 kHz RF Att 10 dB
Ref Lvl -32.09 dBm VBW 100 kHz
30 dBm 2.26452906 GHz SWT 250 ms Unit dBm



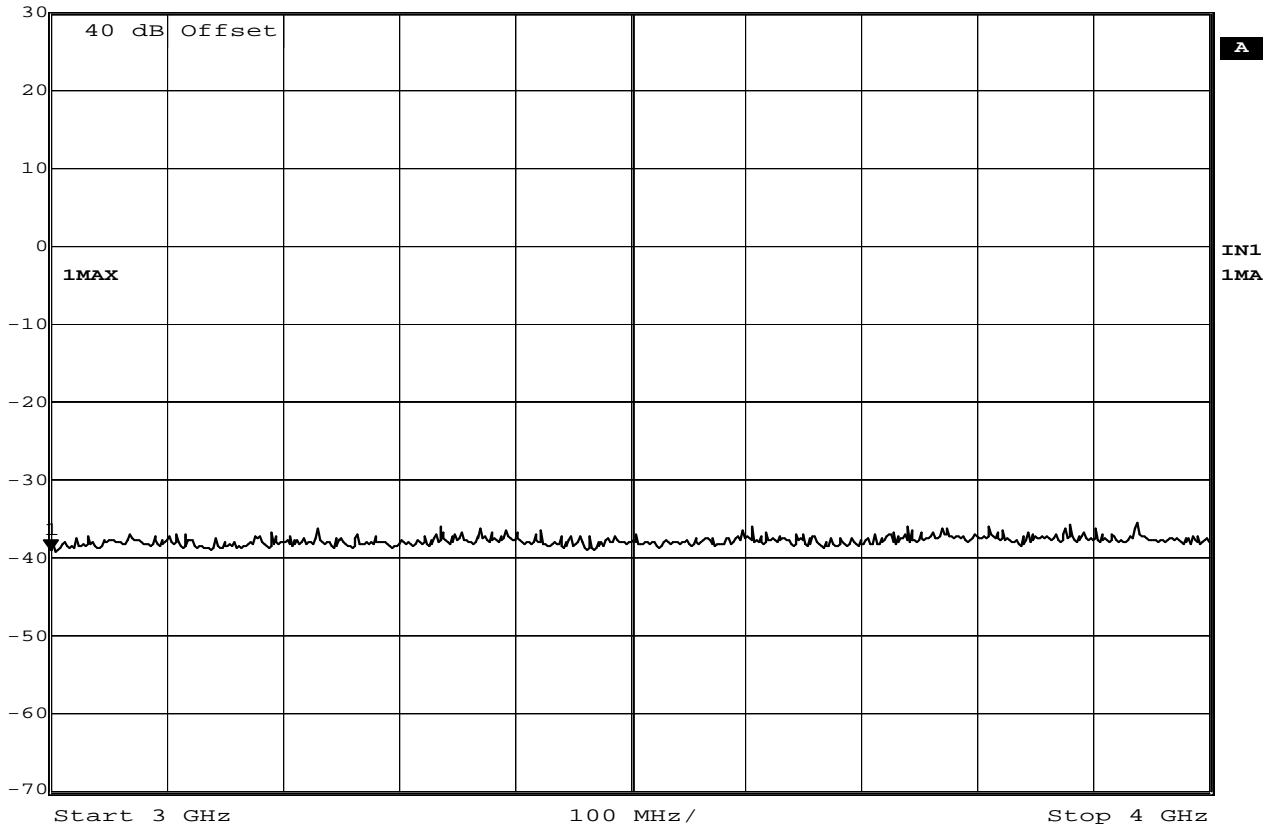
Date: 4.MAY.2011 12:52:09

Intermodulation Tests – Antenna Conducted

MANUFACTURER : Shure, Inc.
MODEL NUMBER : AXT100 H4
SERIAL NUMBER :
TEST MODE : Tx @ 638MHz
NOTES : 100mW, Zigbee Tx at 2480MHz
TEST DATE : May 4, 2001
TEST PARAMETERS :
NOTES :
EQUIPMENT USED : RBA0, T2D7, T2S3



Marker 1 [T1] RBW 100 kHz RF Att 10 dB
 Ref Lvl -39.16 dBm VBW 100 kHz
 30 dBm 3.00000000 GHz SWT 250 ms Unit dBm



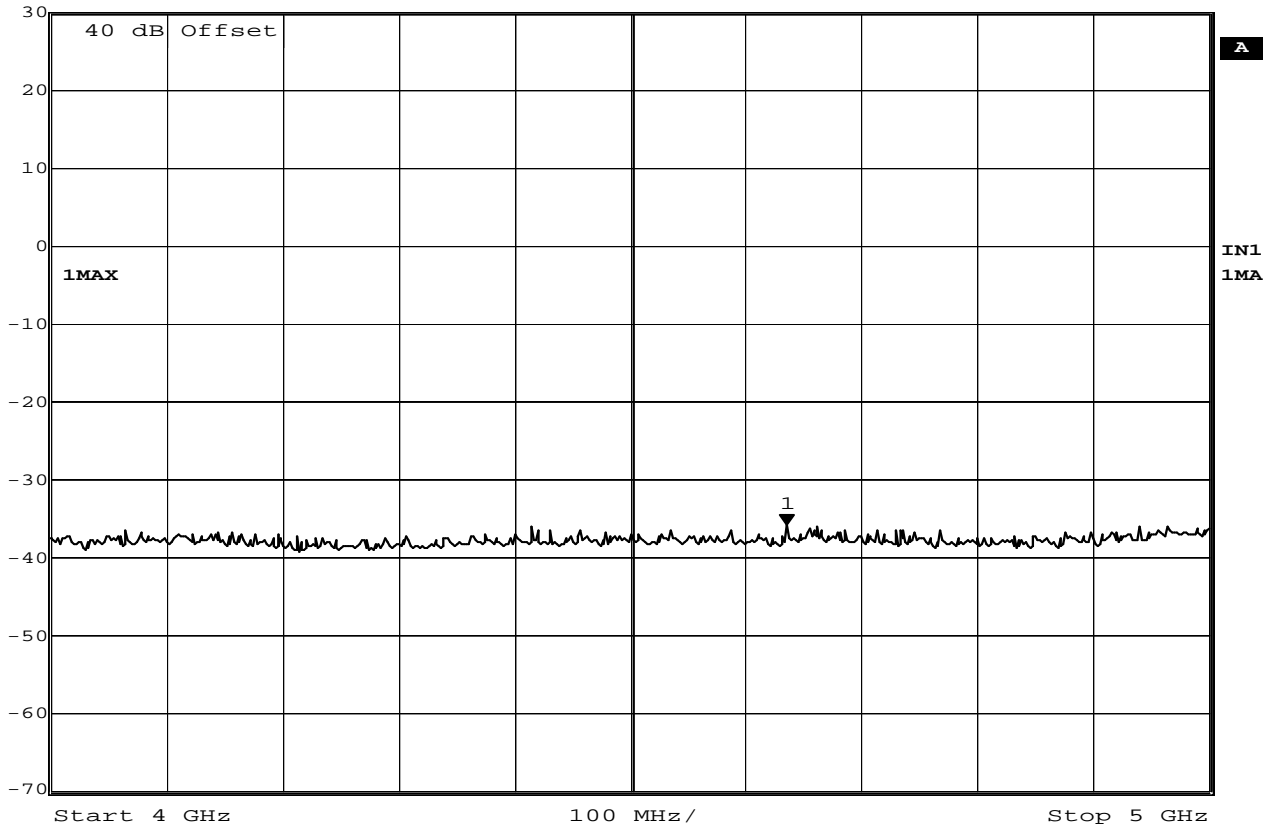
Date: 4.MAY.2011 12:53:55

Intermodulation Tests – Antenna Conducted

MANUFACTURER : Shure, Inc.
 MODEL NUMBER : AXT100 H4
 SERIAL NUMBER :
 TEST MODE : Tx @ 638MHz
 NOTES : 100mW, Zigbee Tx at 2480MHz
 TEST DATE : May 4, 2001
 TEST PARAMETERS :
 NOTES :
 EQUIPMENT USED : RBA0, T2D7, T2S3



Marker 1 [T1] RBW 100 kHz RF Att 10 dB
 Ref Lvl -35.99 dBm VBW 100 kHz
 30 dBm 4.63527054 GHz SWT 250 ms Unit dBm



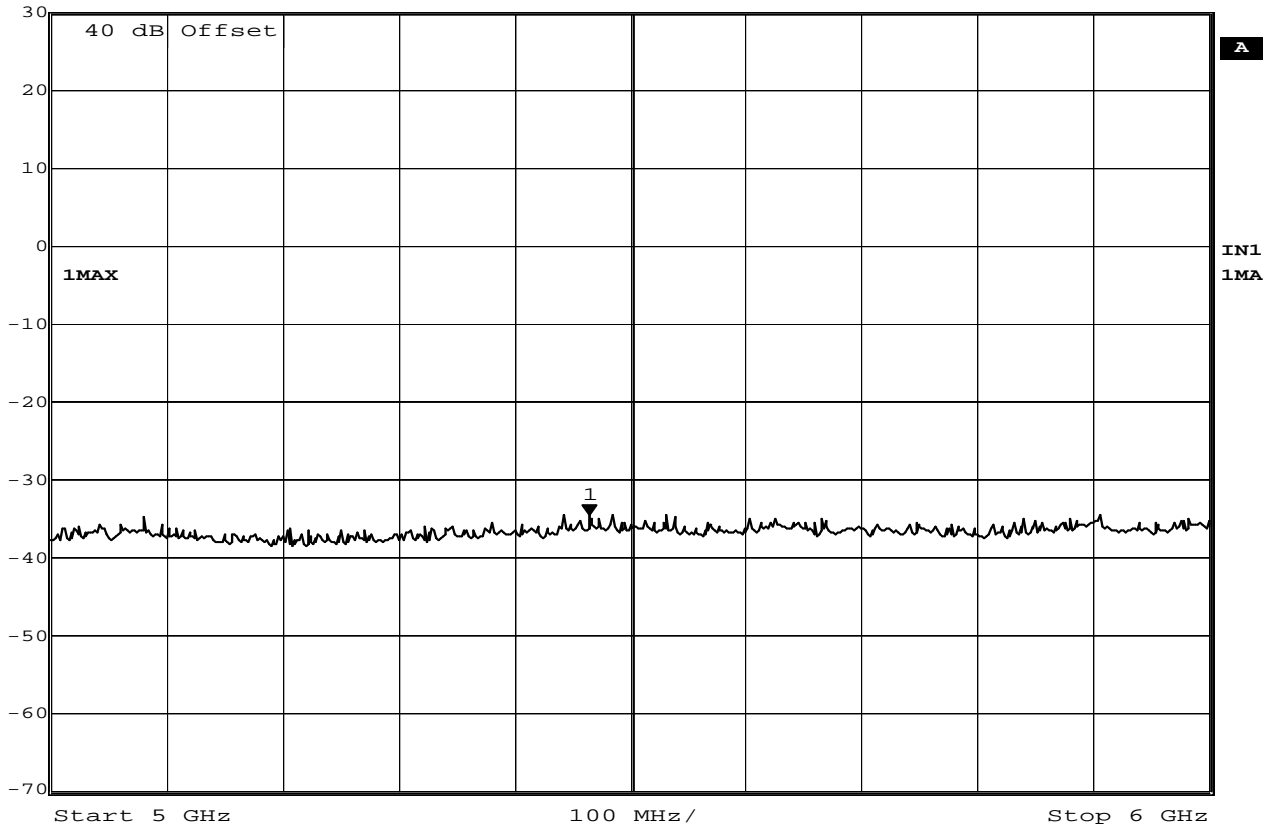
Date: 4.MAY.2011 12:55:40

Intermodulation Tests – Antenna Conducted

MANUFACTURER : Shure, Inc.
 MODEL NUMBER : AXT100 H4
 SERIAL NUMBER :
 TEST MODE : Tx @ 638MHz
 NOTES : 100mW, Zigbee Tx at 2480MHz
 TEST DATE : May 4, 2001
 TEST PARAMETERS :
 NOTES :
 EQUIPMENT USED : RBA0, T2D7, T2S3



Marker 1 [T1] RBW 100 kHz RF Att 10 dB
 Ref Lvl -34.55 dBm VBW 100 kHz
 30 dBm 5.46492986 GHz SWT 250 ms Unit dBm



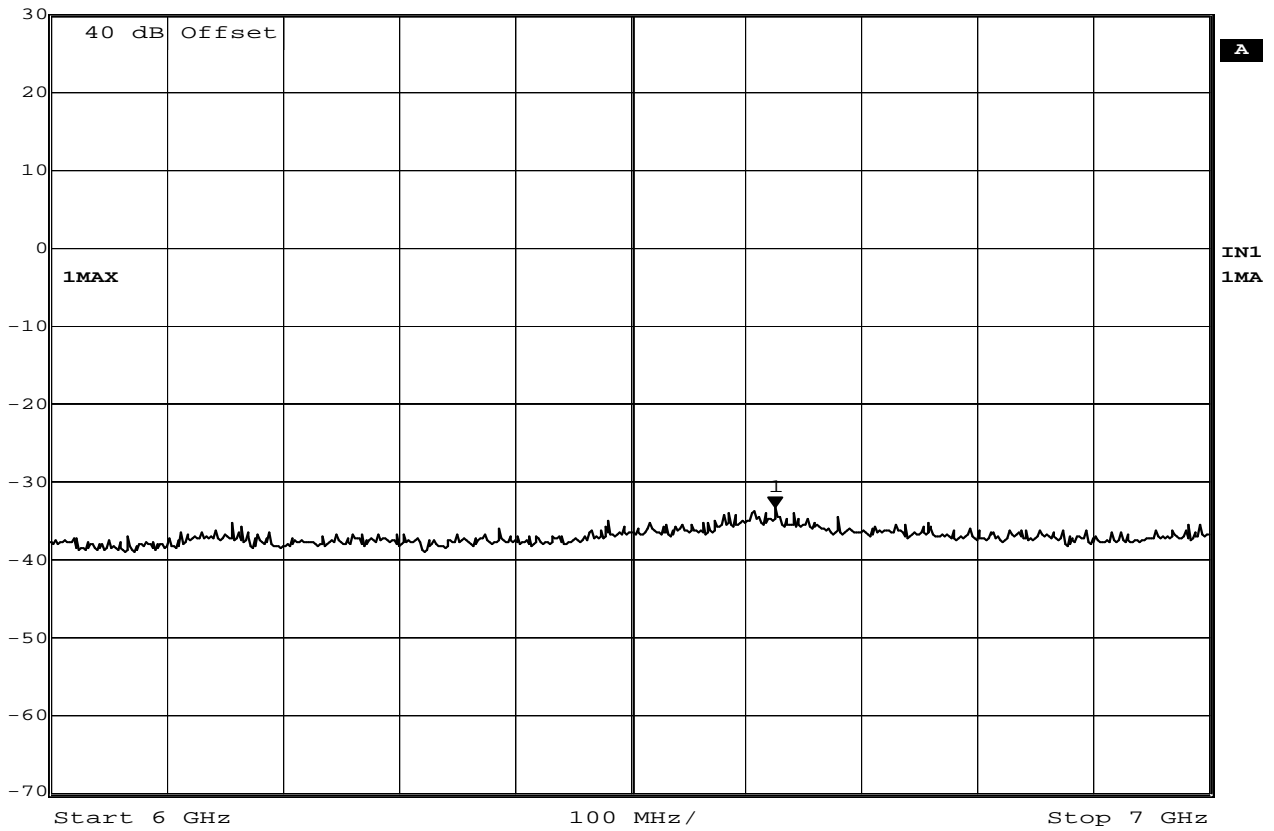
Date: 4.MAY.2011 12:56:38

Intermodulation Tests – Antenna Conducted

MANUFACTURER : Shure, Inc.
 MODEL NUMBER : AXT100 H4
 SERIAL NUMBER :
 TEST MODE : Tx @ 638MHz
 NOTES : 100mW, Zigbee Tx at 2480MHz
 TEST DATE : May 4, 2001
 TEST PARAMETERS :
 NOTES :
 EQUIPMENT USED : RBA0, T2D7, T2S3



Marker 1 [T1] RBW 100 kHz RF Att 10 dB
 Ref Lvl -33.49 dBm VBW 100 kHz
 30 dBm 6.62525050 GHz SWT 250 ms Unit dBm



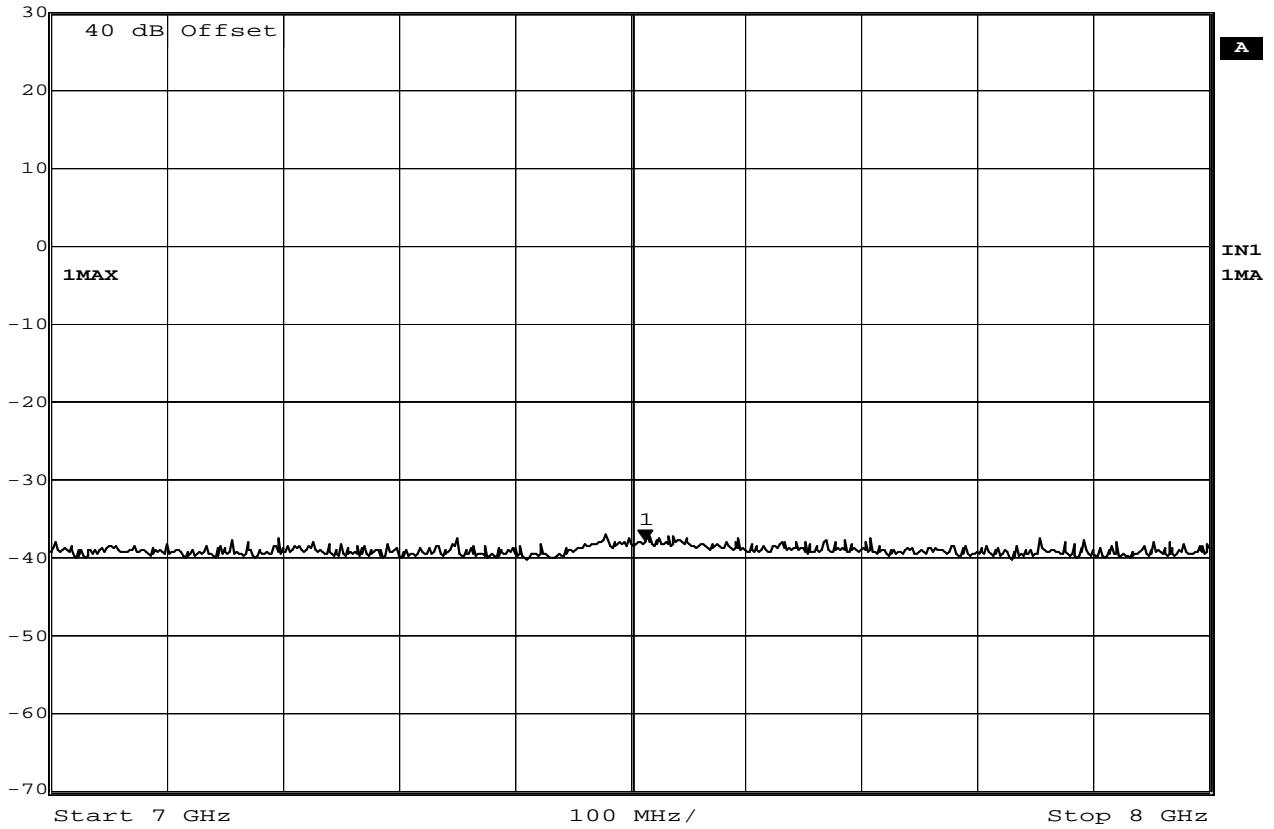
Date: 4.MAY.2011 12:57:59

Intermodulation Tests – Antenna Conducted

MANUFACTURER : Shure, Inc.
 MODEL NUMBER : AXT100 H4
 SERIAL NUMBER :
 TEST MODE : Tx @ 638MHz
 NOTES : 100mW, Zigbee Tx at 2480MHz
 TEST DATE : May 4, 2001
 TEST PARAMETERS :
 NOTES :
 EQUIPMENT USED : RBA0, T2D7, T2S3



Marker 1 [T1] RBW 100 kHz RF Att 10 dB
 Ref Lvl -37.79 dBm VBW 100 kHz
 30 dBm 7.51302605 GHz SWT 250 ms Unit dBm



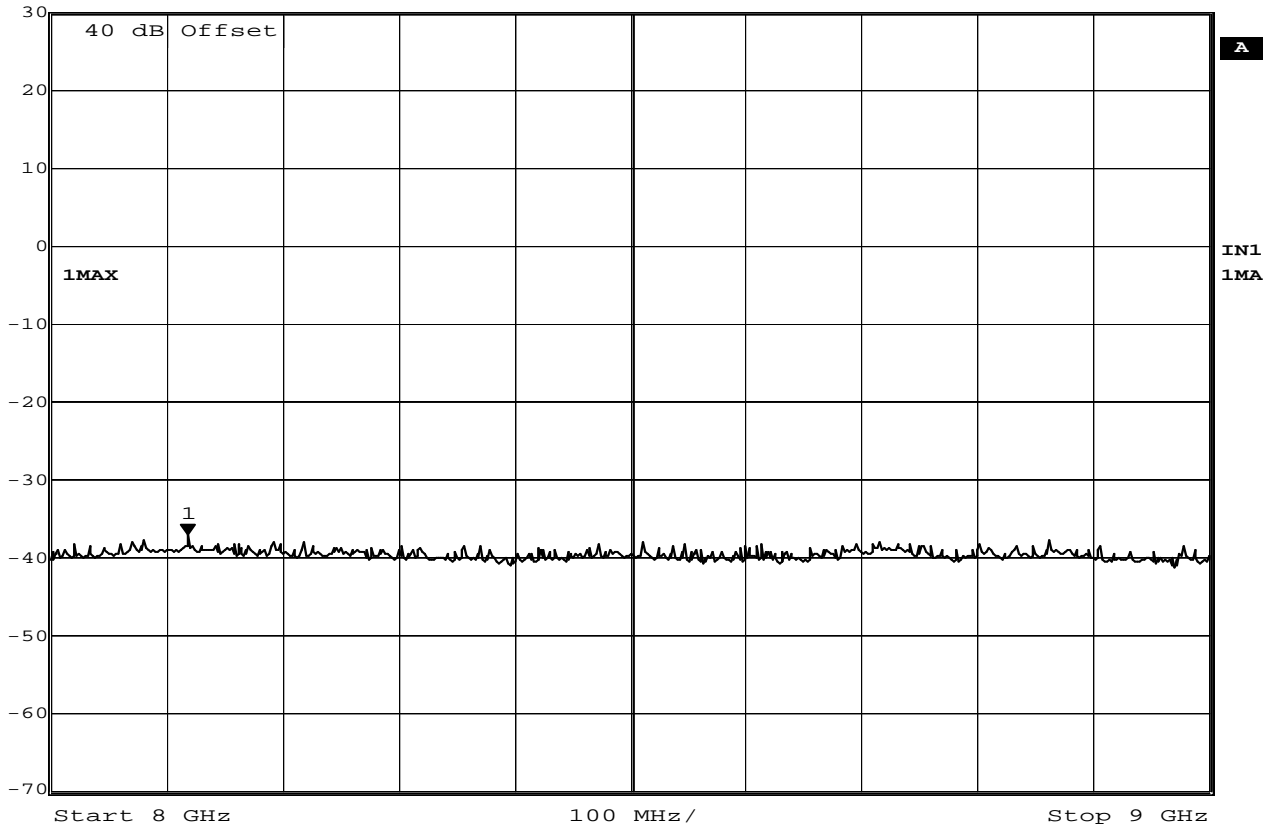
Date: 4.MAY.2011 13:02:18

Intermodulation Tests – Antenna Conducted

MANUFACTURER : Shure, Inc.
 MODEL NUMBER : AXT100 H4
 SERIAL NUMBER :
 TEST MODE : Tx @ 638MHz
 NOTES : 100mW, Zigbee Tx at 2480MHz
 TEST DATE : May 4, 2001
 TEST PARAMETERS :
 NOTES :
 EQUIPMENT USED : RBA0, T2D7, T2S3



Marker 1 [T1] RBW 100 kHz RF Att 10 dB
 Ref Lvl -37.13 dBm VBW 100 kHz
 30 dBm 8.11823647 GHz SWT 250 ms Unit dBm



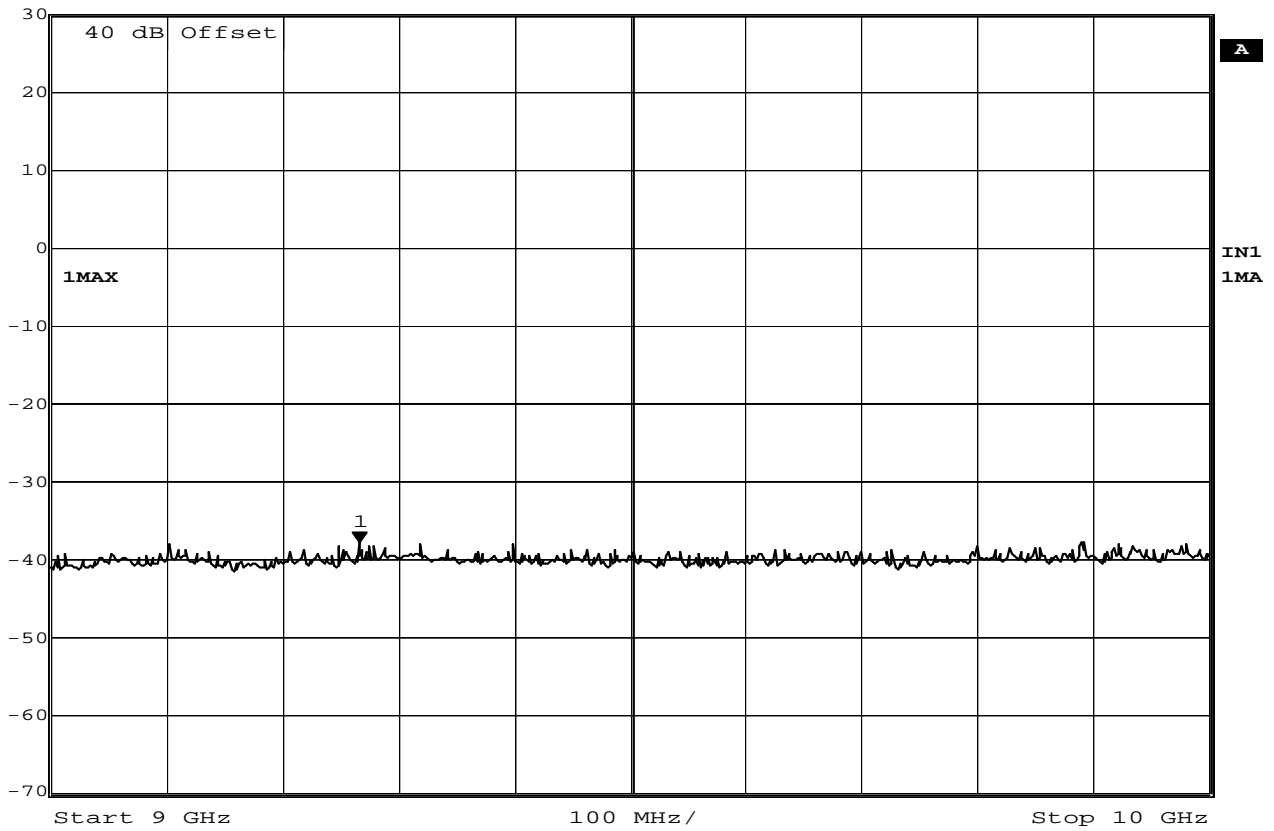
Date: 4.MAY.2011 13:04:24

Intermodulation Tests – Antenna Conducted

MANUFACTURER : Shure, Inc.
 MODEL NUMBER : AXT100 H4
 SERIAL NUMBER :
 TEST MODE : Tx @ 638MHz
 NOTES : 100mW, Zigbee Tx at 2480MHz
 TEST DATE : May 4, 2001
 TEST PARAMETERS :
 NOTES :
 EQUIPMENT USED : RBA0, T2D7, T2S3



Marker 1 [T1] RBW 100 kHz RF Att 10 dB
 Ref Lvl -37.78 dBm VBW 100 kHz
 30 dBm 9.26653307 GHz SWT 250 ms Unit dBm



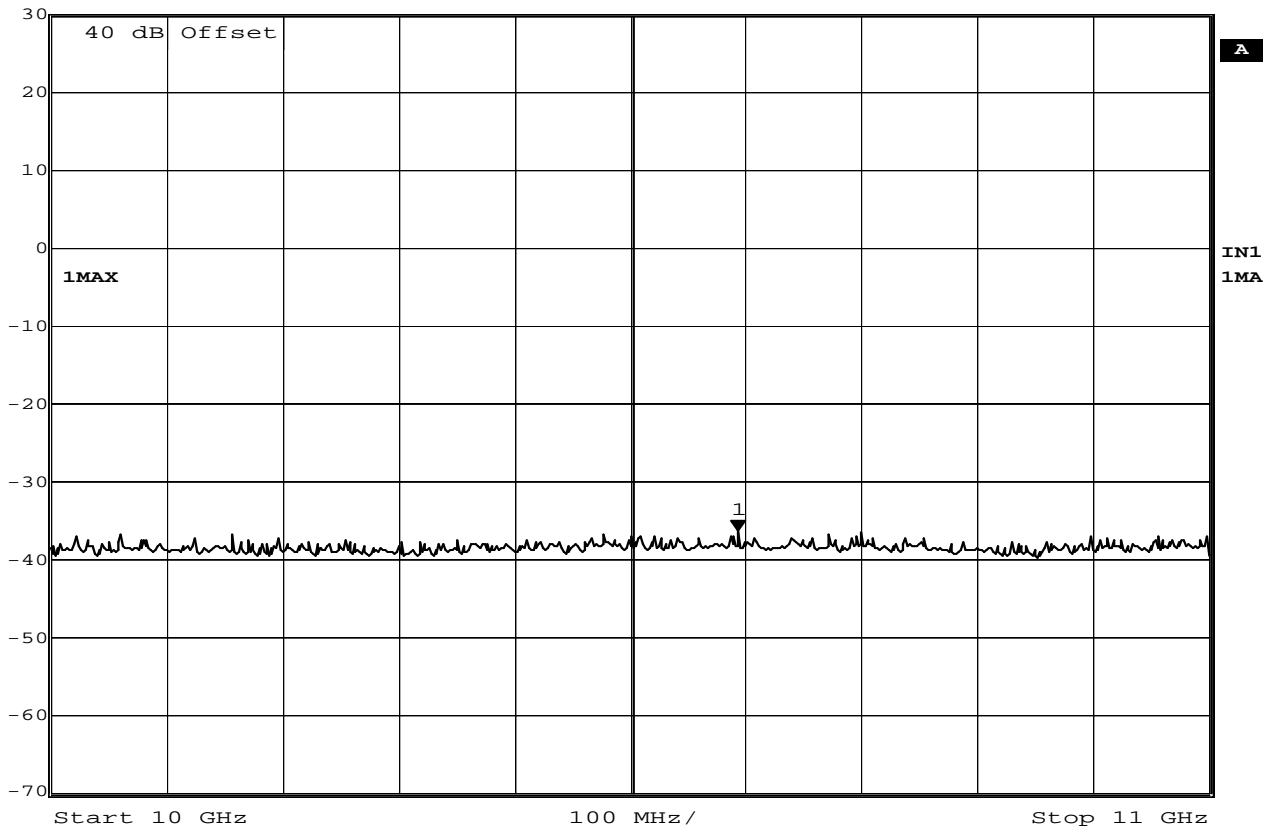
Date: 4.MAY.2011 13:05:12

Intermodulation Tests – Antenna Conducted

MANUFACTURER : Shure, Inc.
 MODEL NUMBER : AXT100 H4
 SERIAL NUMBER :
 TEST MODE : Tx @ 638MHz
 NOTES : 100mW, Zigbee Tx at 2480MHz
 TEST DATE : May 4, 2001
 TEST PARAMETERS :
 NOTES :
 EQUIPMENT USED : RBA0, T2D7, T2S3



Marker 1 [T1] RBW 100 kHz RF Att 10 dB
 Ref Lvl -36.41 dBm VBW 100 kHz
 30 dBm 10.59318637 GHz SWT 250 ms Unit dBm



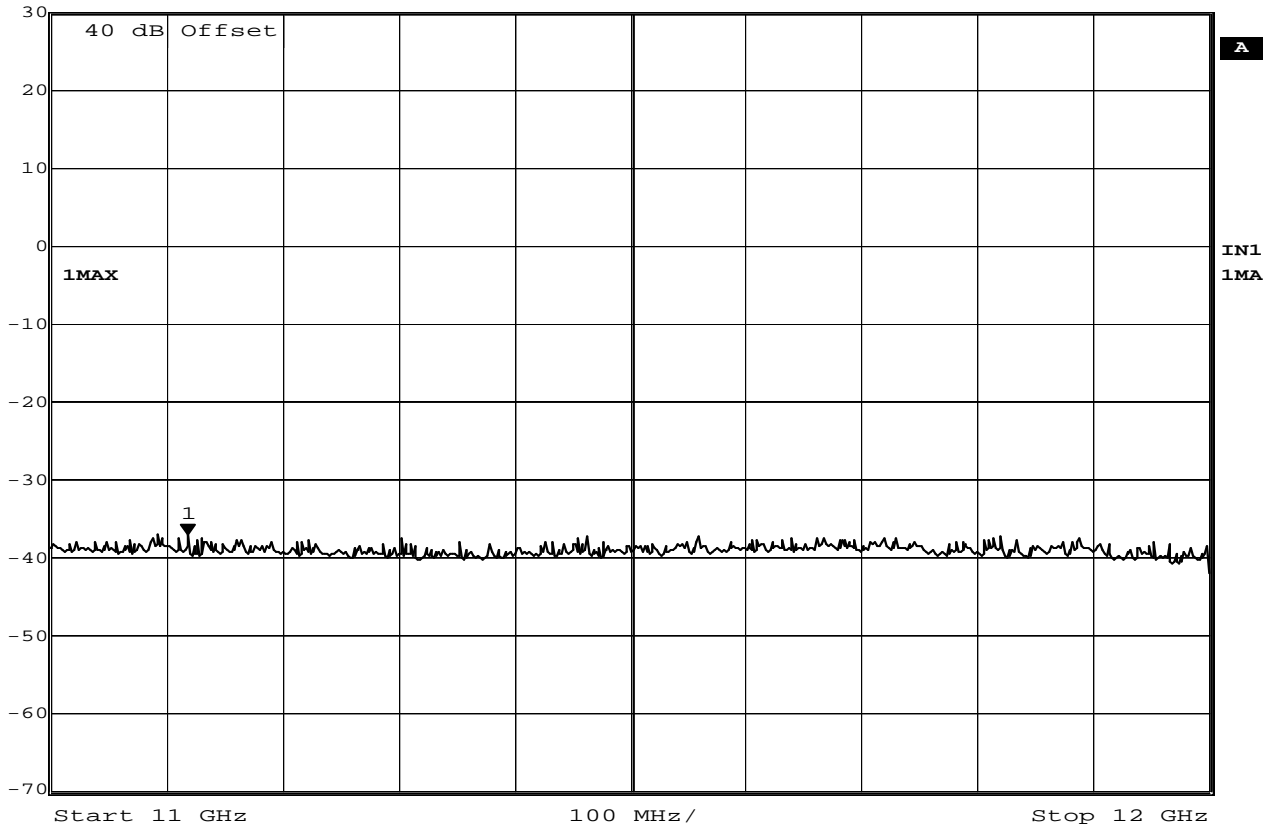
Date: 4.MAY.2011 13:06:46

Intermodulation Tests – Antenna Conducted

MANUFACTURER : Shure, Inc.
 MODEL NUMBER : AXT100 H4
 SERIAL NUMBER :
 TEST MODE : Tx @ 638MHz
 NOTES : 100mW, Zigbee Tx at 2480MHz
 TEST DATE : May 4, 2001
 TEST PARAMETERS :
 NOTES :
 EQUIPMENT USED : RBA0, T2D7, T2S3



Marker 1 [T1] RBW 100 kHz RF Att 10 dB
 Ref Lvl -37.14 dBm VBW 100 kHz
 30 dBm 11.11823647 GHz SWT 250 ms Unit dBm



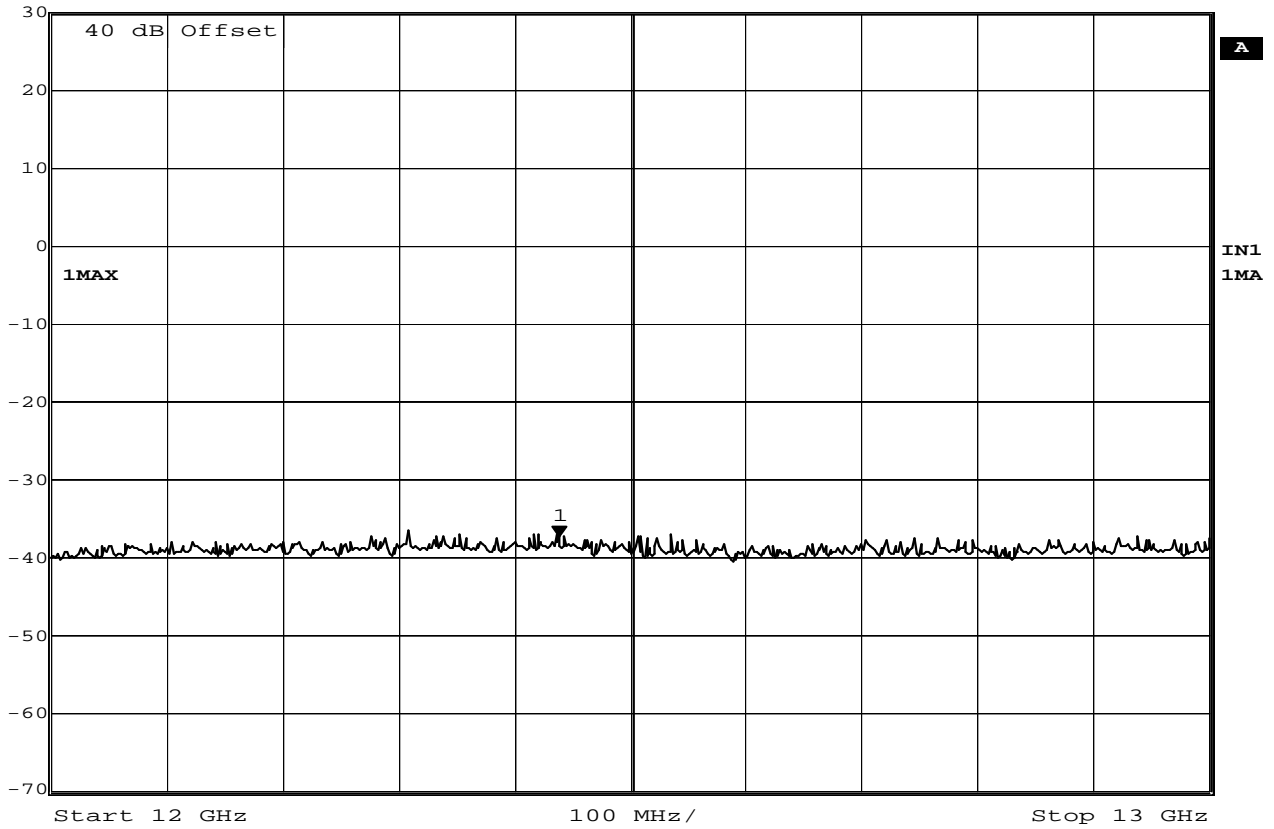
Date: 4.MAY.2011 13:08:45

Intermodulation Tests – Antenna Conducted

MANUFACTURER : Shure, Inc.
 MODEL NUMBER : AXT100 H4
 SERIAL NUMBER :
 TEST MODE : Tx @ 638MHz
 NOTES : 100mW, Zigbee Tx at 2480MHz
 TEST DATE : May 4, 2001
 TEST PARAMETERS :
 NOTES :
 EQUIPMENT USED : RBA0, T2D7, T2S3



Marker 1 [T1] RBW 100 kHz RF Att 10 dB
 Ref Lvl -37.37 dBm VBW 100 kHz
 30 dBm 12.43887776 GHz SWT 250 ms Unit dBm



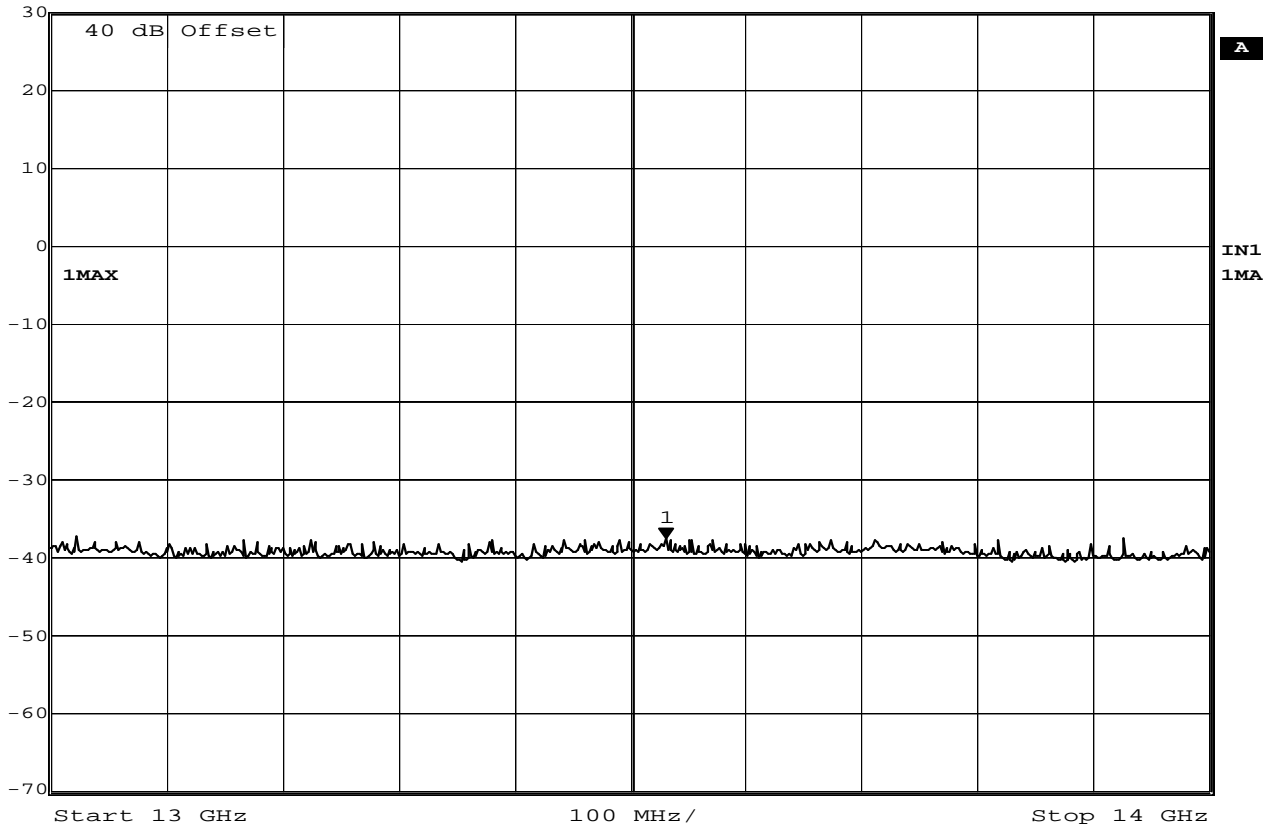
Date: 4.MAY.2011 13:09:47

Intermodulation Tests – Antenna Conducted

MANUFACTURER : Shure, Inc.
 MODEL NUMBER : AXT100 H4
 SERIAL NUMBER :
 TEST MODE : Tx @ 638MHz
 NOTES : 100mW, Zigbee Tx at 2480MHz
 TEST DATE : May 4, 2001
 TEST PARAMETERS :
 NOTES :
 EQUIPMENT USED : RBA0, T2D7, T2S3



Marker 1 [T1] RBW 100 kHz RF Att 10 dB
 Ref Lvl -37.54 dBm VBW 100 kHz
 30 dBm 13.53106212 GHz SWT 250 ms Unit dBm



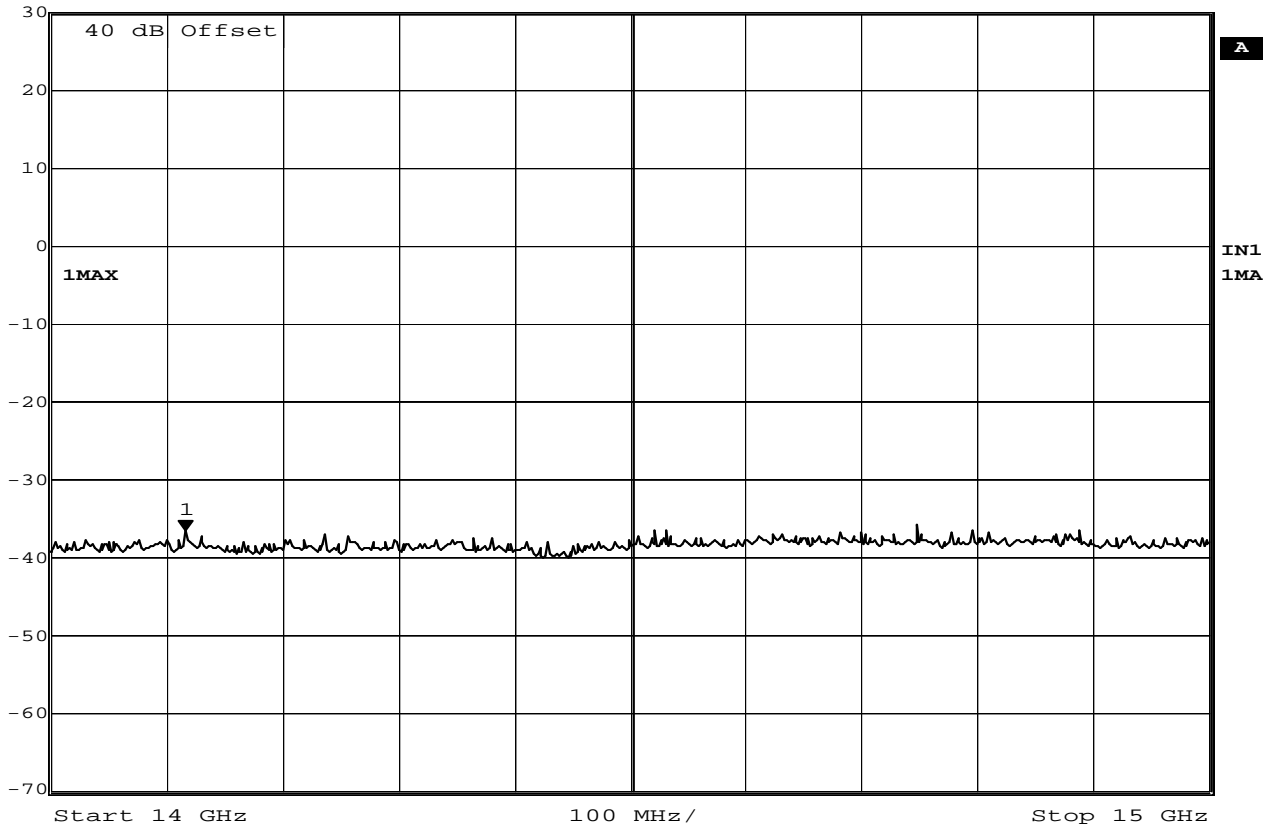
Date: 4.MAY.2011 13:10:57

Intermodulation Tests – Antenna Conducted

MANUFACTURER : Shure, Inc.
 MODEL NUMBER : AXT100 H4
 SERIAL NUMBER :
 TEST MODE : Tx @ 638MHz
 NOTES : 100mW, Zigbee Tx at 2480MHz
 TEST DATE : May 4, 2001
 TEST PARAMETERS :
 NOTES :
 EQUIPMENT USED : RBA0, T2D7, T2S3



Marker 1 [T1] RBW 100 kHz RF Att 10 dB
 Ref Lvl -36.70 dBm VBW 100 kHz
 30 dBm 14.11623246 GHz SWT 250 ms Unit dBm



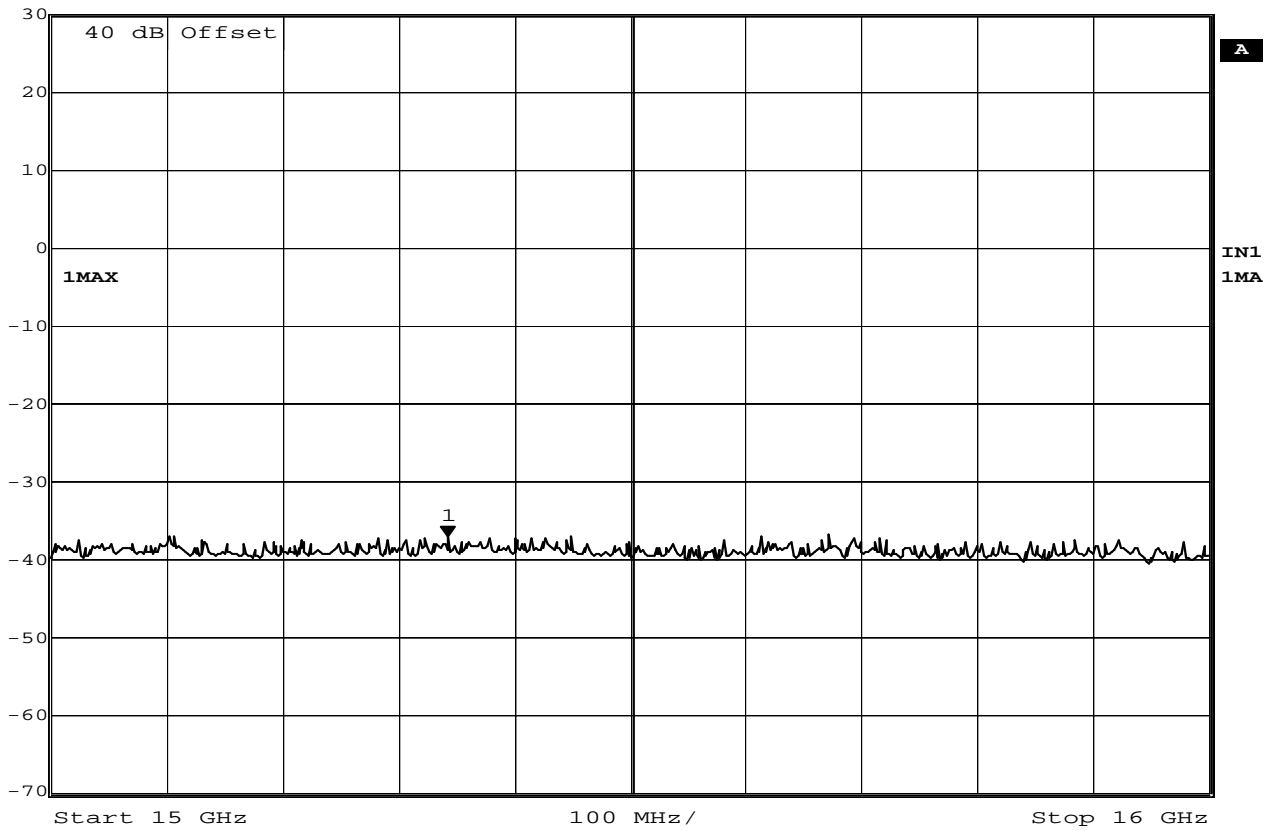
Date: 4.MAY.2011 13:12:41

Intermodulation Tests – Antenna Conducted

MANUFACTURER : Shure, Inc.
 MODEL NUMBER : AXT100 H4
 SERIAL NUMBER :
 TEST MODE : Tx @ 638MHz
 NOTES : 100mW, Zigbee Tx at 2480MHz
 TEST DATE : May 4, 2001
 TEST PARAMETERS :
 NOTES :
 EQUIPMENT USED : RBA0, T2D7, T2S3



Marker 1 [T1] RBW 100 kHz RF Att 10 dB
 Ref Lvl -37.17 dBm VBW 100 kHz
 30 dBm 15.34268537 GHz SWT 250 ms Unit dBm




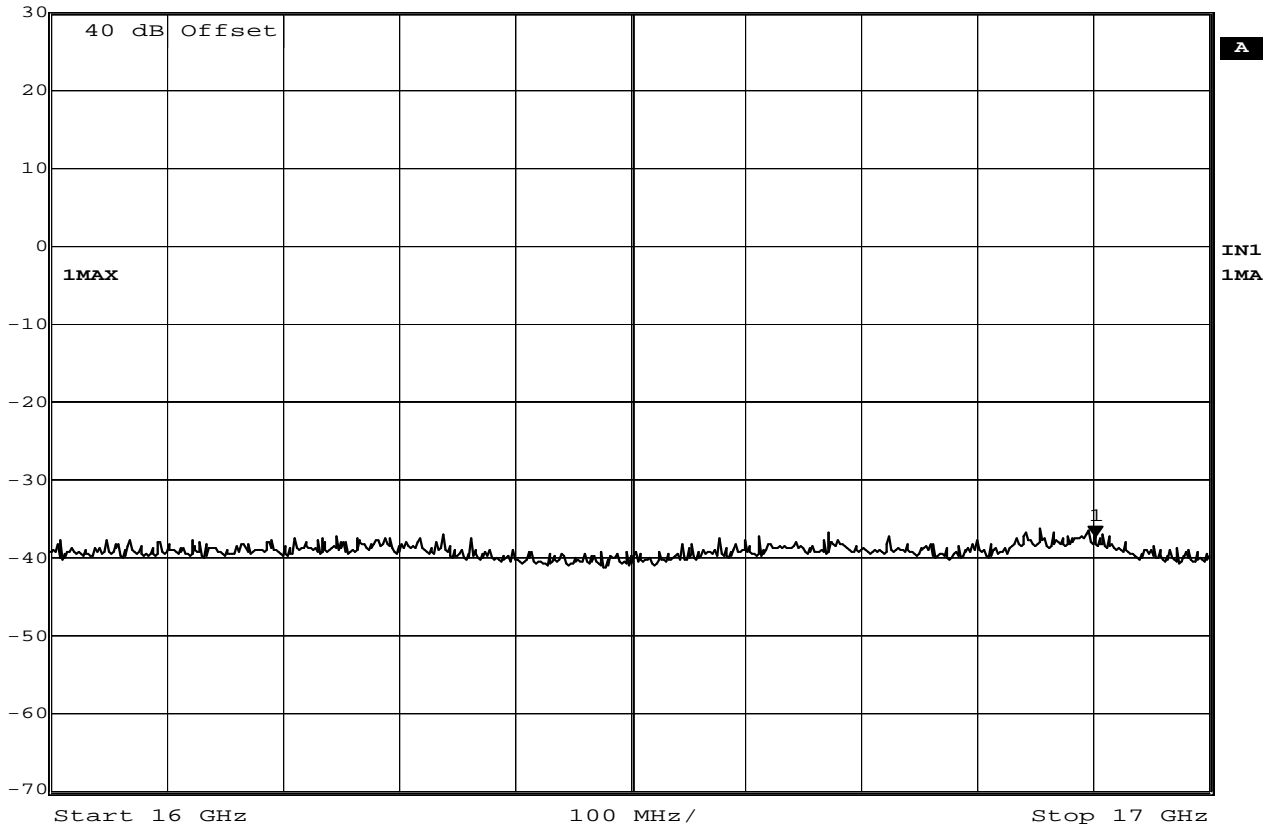
Date: 4.MAY.2011 13:13:30

Intermodulation Tests – Antenna Conducted

MANUFACTURER : Shure, Inc.
 MODEL NUMBER : AXT100 H4
 SERIAL NUMBER :
 TEST MODE : Tx @ 638MHz
 NOTES : 100mW, Zigbee Tx at 2480MHz
 TEST DATE : May 4, 2001
 TEST PARAMETERS :
 NOTES :
 EQUIPMENT USED : RBA0, T2D7, T2S3




 Marker 1 [T1] RBW 100 kHz RF Att 10 dB
 Ref Lvl -37.33 dBm VBW 100 kHz
 30 dBm 16.90180361 GHz SWT 250 ms Unit dBm



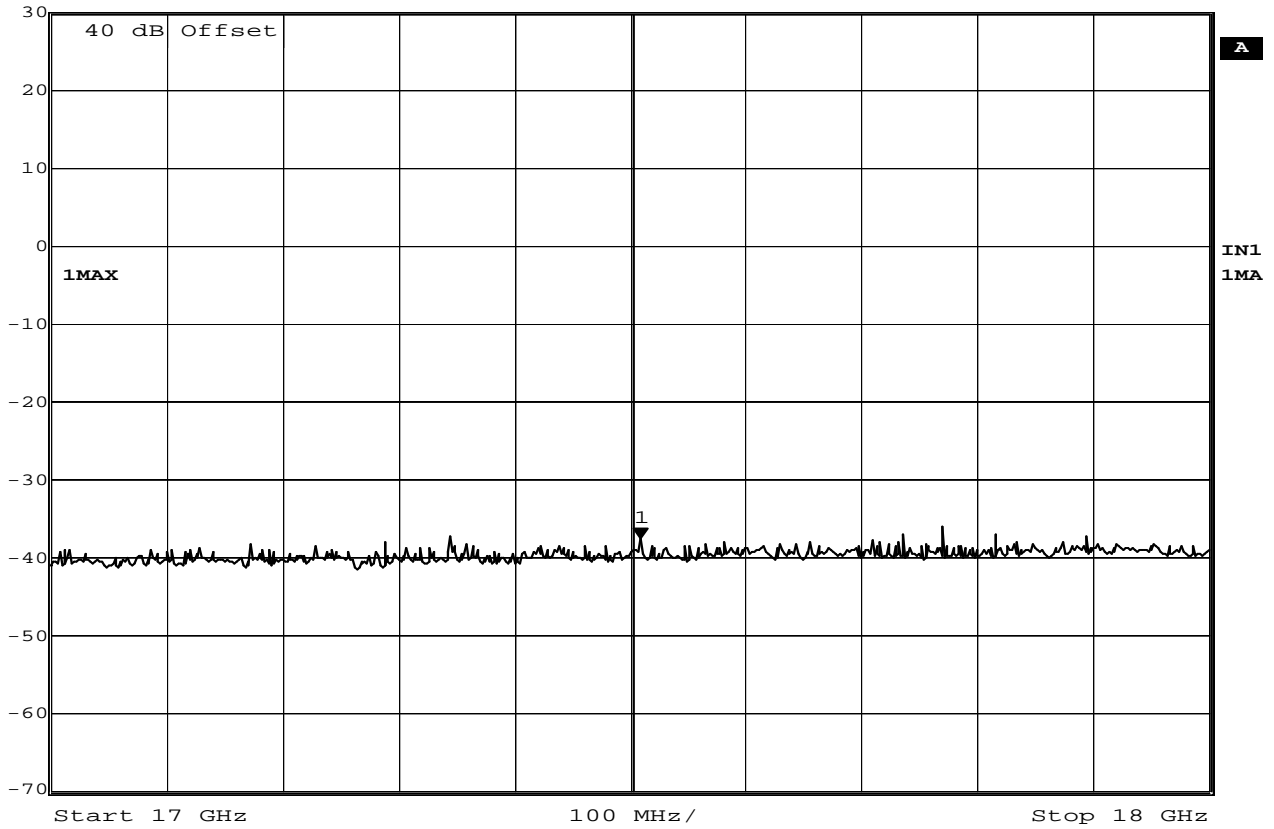
Date: 4.MAY.2011 13:14:37

Intermodulation Tests – Antenna Conducted

MANUFACTURER : Shure, Inc.
 MODEL NUMBER : AXT100 H4
 SERIAL NUMBER :
 TEST MODE : Tx @ 638MHz
 NOTES : 100mW, Zigbee Tx at 2480MHz
 TEST DATE : May 4, 2001
 TEST PARAMETERS :
 NOTES :
 EQUIPMENT USED : RBA0, T2D7, T2S3



Marker 1 [T1] RBW 100 kHz RF Att 10 dB
 Ref Lvl -37.68 dBm VBW 100 kHz
 30 dBm 17.50901804 GHz SWT 250 ms Unit dBm



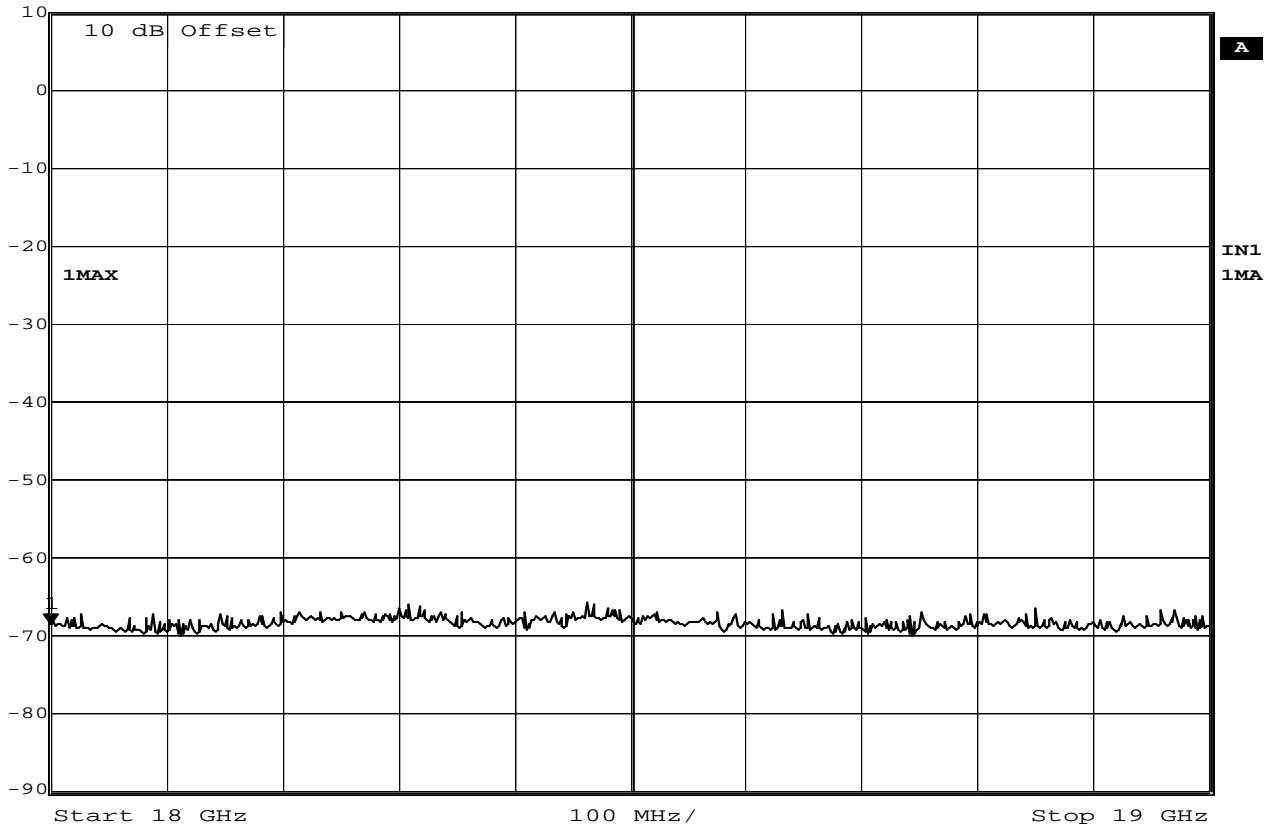
Date: 4.MAY.2011 13:17:15

Intermodulation Tests – Antenna Conducted

MANUFACTURER : Shure, Inc.
 MODEL NUMBER : AXT100 H4
 SERIAL NUMBER :
 TEST MODE : Tx @ 638MHz
 NOTES : 100mW, Zigbee Tx at 2480MHz
 TEST DATE : May 4, 2001
 TEST PARAMETERS :
 NOTES :
 EQUIPMENT USED : RBA0, T2D7, T2S3



Marker 1 [T1] RBW 100 kHz RF Att 10 dB
 Ref Lvl -68.51 dBm VBW 100 kHz
 10 dBm 18.00000000 GHz SWT 250 ms Unit dBm



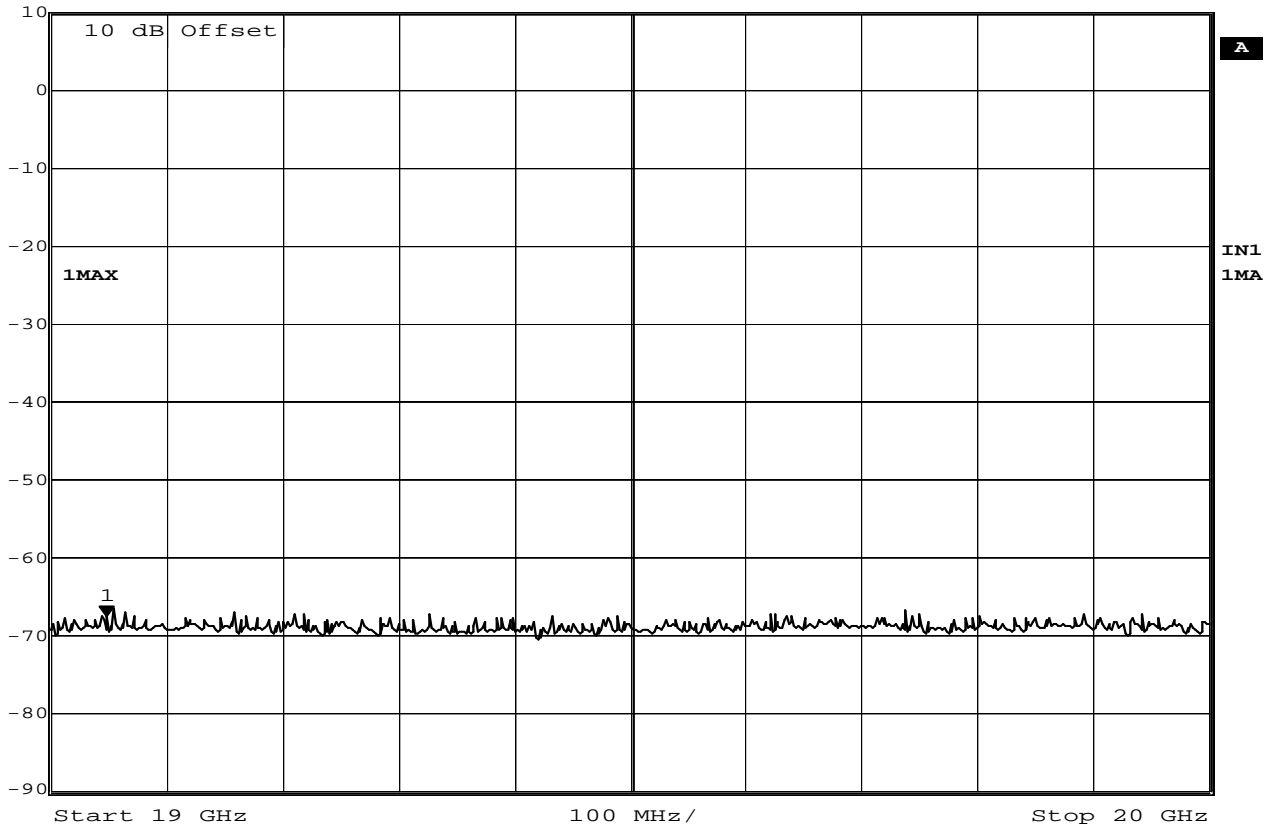
Date: 4.MAY.2011 13:21:36

Intermodulation Tests – Antenna Conducted

MANUFACTURER : Shure, Inc.
 MODEL NUMBER : AXT100 H4
 SERIAL NUMBER :
 TEST MODE : Tx @ 638MHz
 NOTES : 100mW, Zigbee Tx at 2480MHz
 TEST DATE : May 4, 2001
 TEST PARAMETERS :
 NOTES :
 EQUIPMENT USED : RBA0, T1P0



Marker 1 [T1] RBW 100 kHz RF Att 10 dB
 Ref Lvl -67.58 dBm VBW 100 kHz
 10 dBm 19.04809619 GHz SWT 250 ms Unit dBm



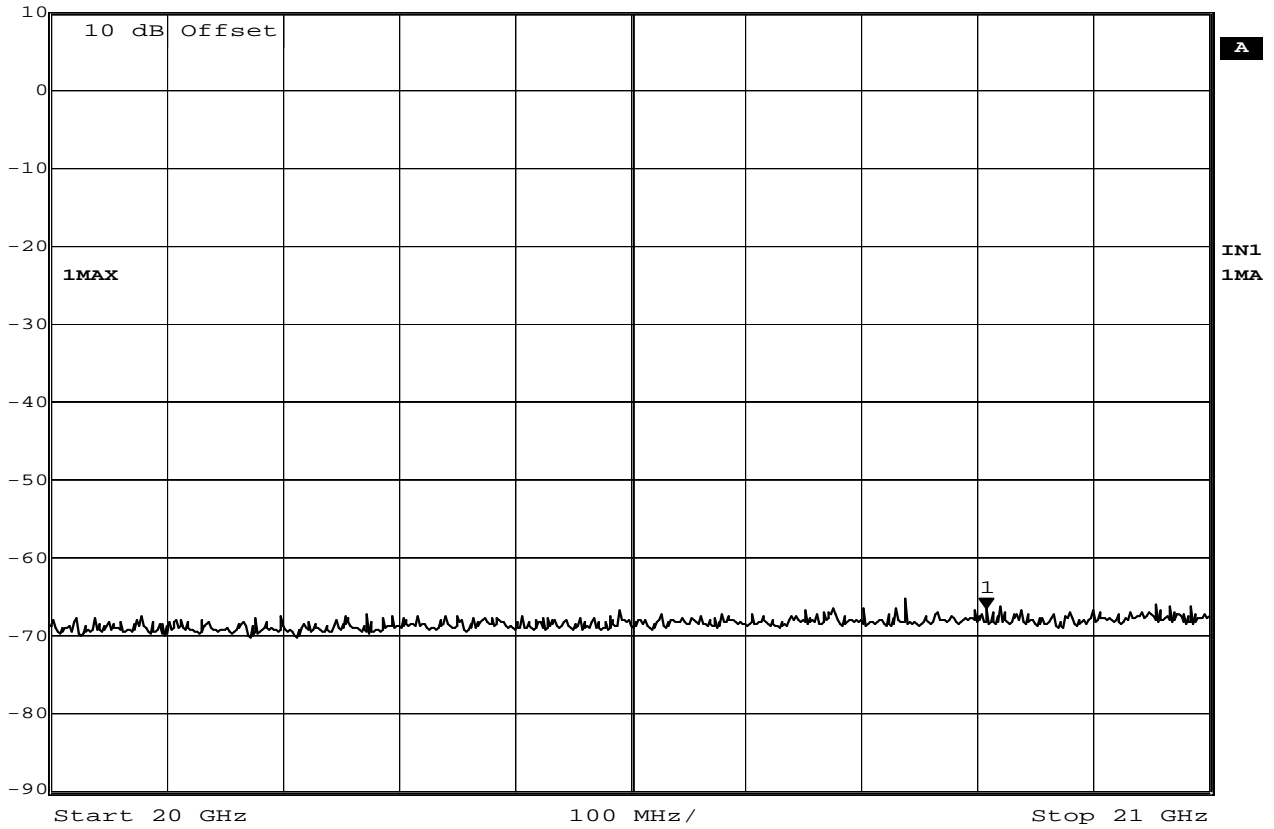
Date: 4.MAY.2011 13:22:16

Intermodulation Tests – Antenna Conducted

MANUFACTURER : Shure, Inc.
 MODEL NUMBER : AXT100 H4
 SERIAL NUMBER :
 TEST MODE : Tx @ 638MHz
 NOTES : 100mW, Zigbee Tx at 2480MHz
 TEST DATE : May 4, 2001
 TEST PARAMETERS :
 NOTES :
 EQUIPMENT USED : RBA0, T1P0



Marker 1 [T1] RBW 100 kHz RF Att 10 dB
 Ref Lvl -66.52 dBm VBW 100 kHz
 10 dBm 20.80761523 GHz SWT 250 ms Unit dBm



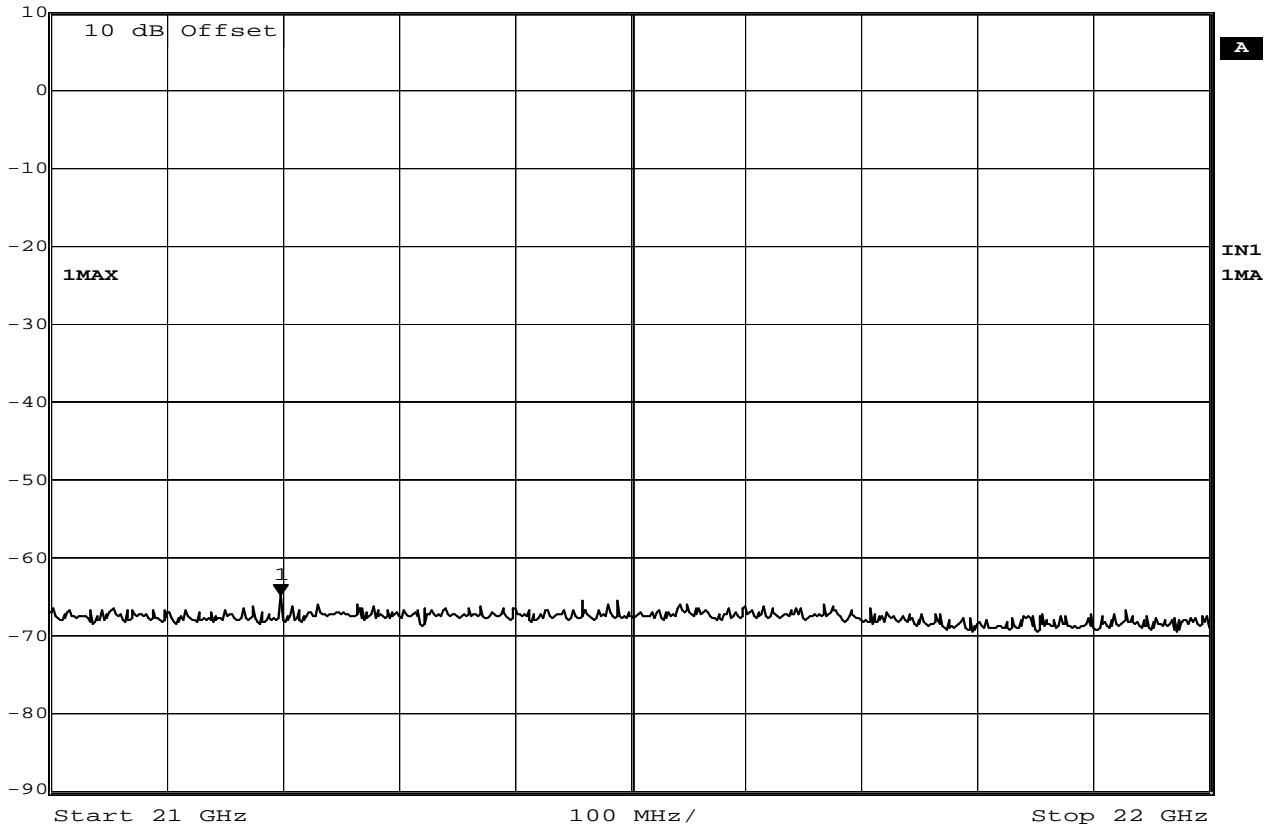
Date: 4.MAY.2011 13:23:02

Intermodulation Tests – Antenna Conducted

MANUFACTURER : Shure, Inc.
 MODEL NUMBER : AXT100 H4
 SERIAL NUMBER :
 TEST MODE : Tx @ 638MHz
 NOTES : 100mW, Zigbee Tx at 2480MHz
 TEST DATE : May 4, 2001
 TEST PARAMETERS :
 NOTES :
 EQUIPMENT USED : RBA0, T1P0



Marker 1 [T1] RBW 100 kHz RF Att 10 dB
 Ref Lvl -64.94 dBm VBW 100 kHz
 10 dBm 21.19839679 GHz SWT 250 ms Unit dBm



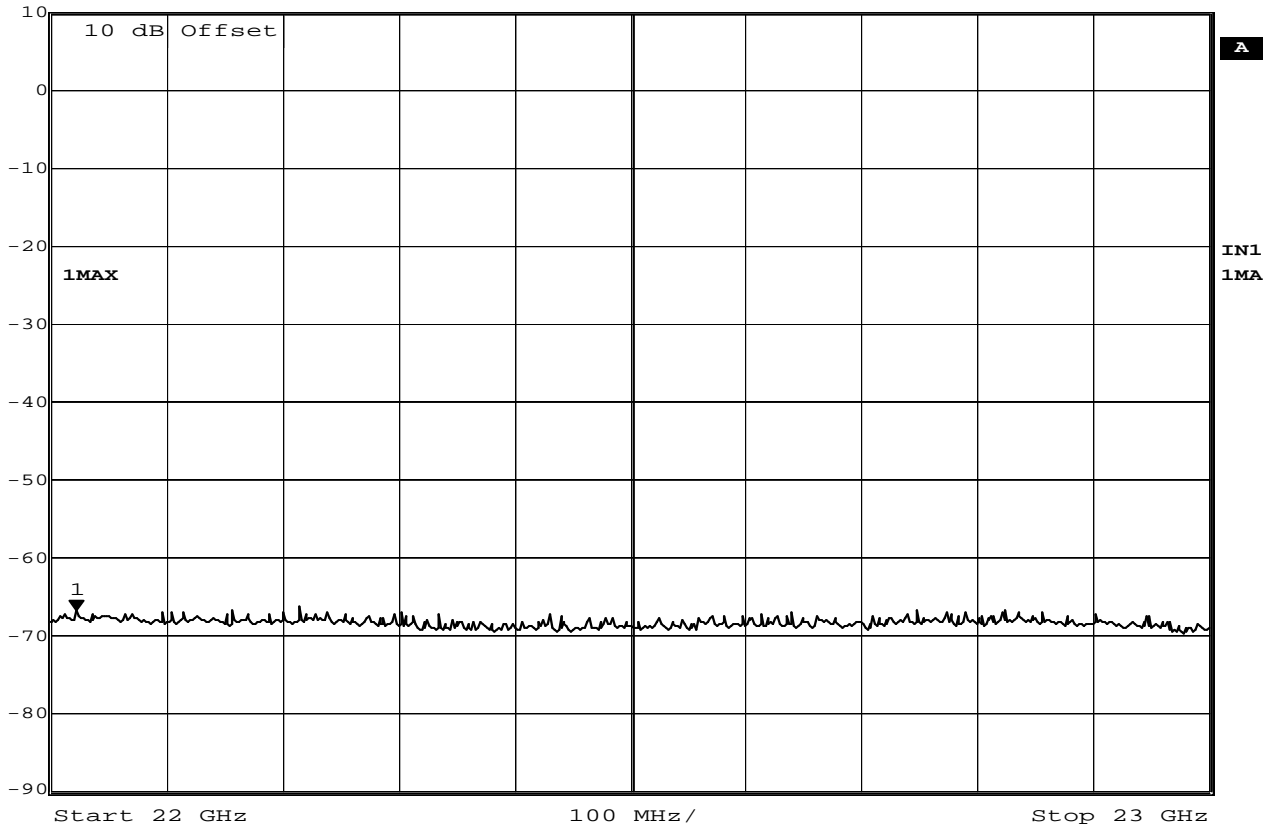
Date: 4.MAY.2011 13:24:15

Intermodulation Tests – Antenna Conducted

MANUFACTURER : Shure, Inc.
 MODEL NUMBER : AXT100 H4
 SERIAL NUMBER :
 TEST MODE : Tx @ 638MHz
 NOTES : 100mW, Zigbee Tx at 2480MHz
 TEST DATE : May 4, 2001
 TEST PARAMETERS :
 NOTES :
 EQUIPMENT USED : RBA0, T1P0



Marker 1 [T1] RBW 100 kHz RF Att 10 dB
 Ref Lvl -66.85 dBm VBW 100 kHz
 10 dBm 22.02204409 GHz SWT 250 ms Unit dBm



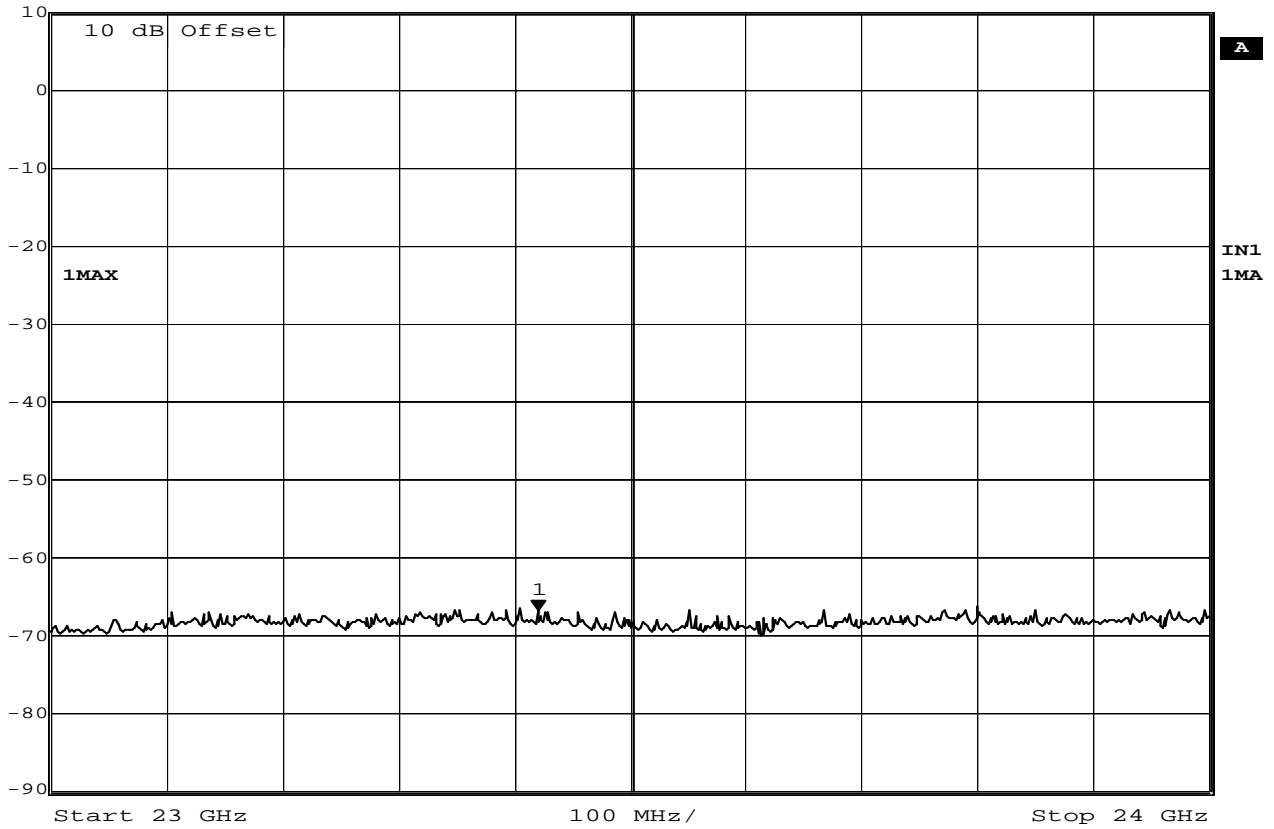
Date: 4.MAY.2011 13:25:29

Intermodulation Tests – Antenna Conducted

MANUFACTURER : Shure, Inc.
 MODEL NUMBER : AXT100 H4
 SERIAL NUMBER :
 TEST MODE : Tx @ 638MHz
 NOTES : 100mW, Zigbee Tx at 2480MHz
 TEST DATE : May 4, 2001
 TEST PARAMETERS :
 NOTES :
 EQUIPMENT USED : RBA0, T1P0



Marker 1 [T1] RBW 100 kHz RF Att 10 dB
 Ref Lvl -66.88 dBm VBW 100 kHz
 10 dBm 23.42084168 GHz SWT 250 ms Unit dBm



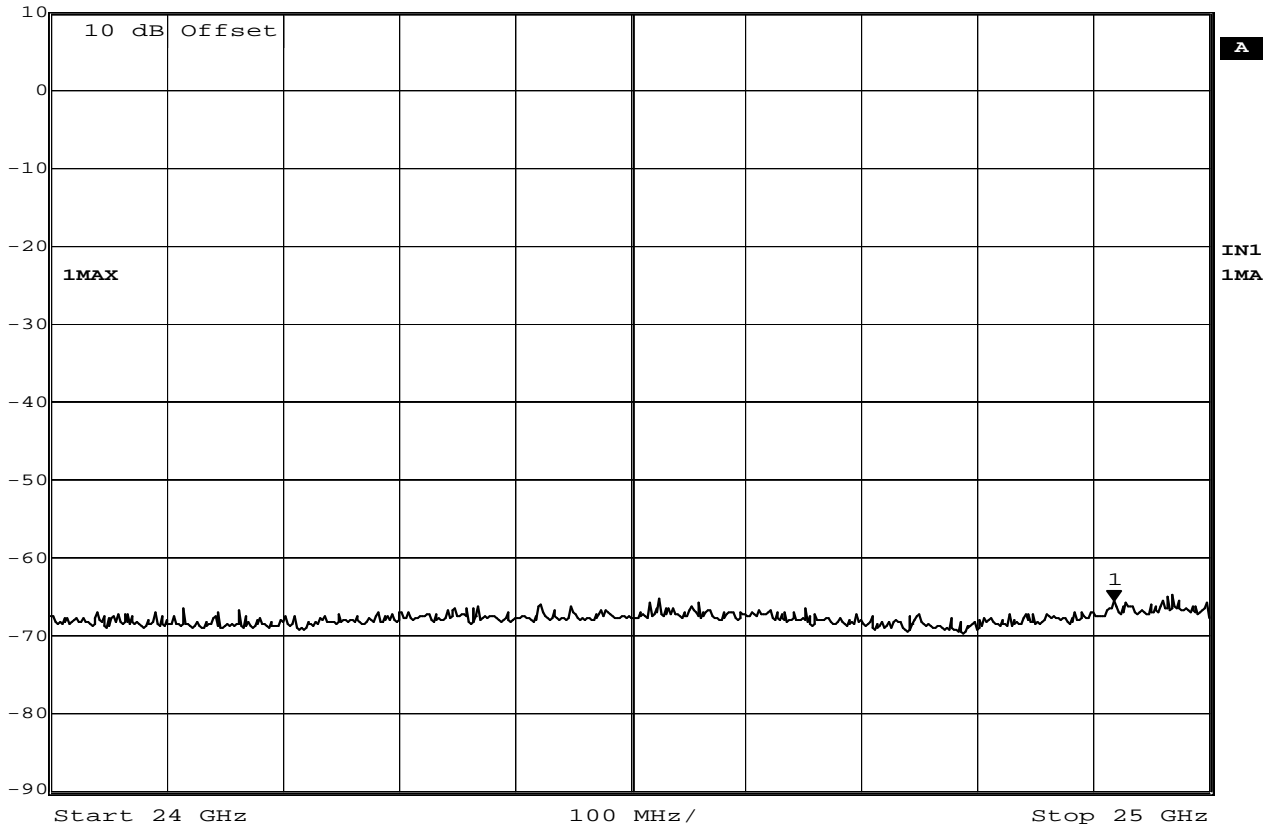
Date: 4.MAY.2011 13:26:35

Intermodulation Tests – Antenna Conducted

MANUFACTURER : Shure, Inc.
 MODEL NUMBER : AXT100 H4
 SERIAL NUMBER :
 TEST MODE : Tx @ 638MHz
 NOTES : 100mW, Zigbee Tx at 2480MHz
 TEST DATE : May 4, 2001
 TEST PARAMETERS :
 NOTES :
 EQUIPMENT USED : RBA0, T1P0



Marker 1 [T1] RBW 100 kHz RF Att 10 dB
 Ref Lvl -65.70 dBm VBW 100 kHz
 10 dBm 24.91783567 GHz SWT 250 ms Unit dBm



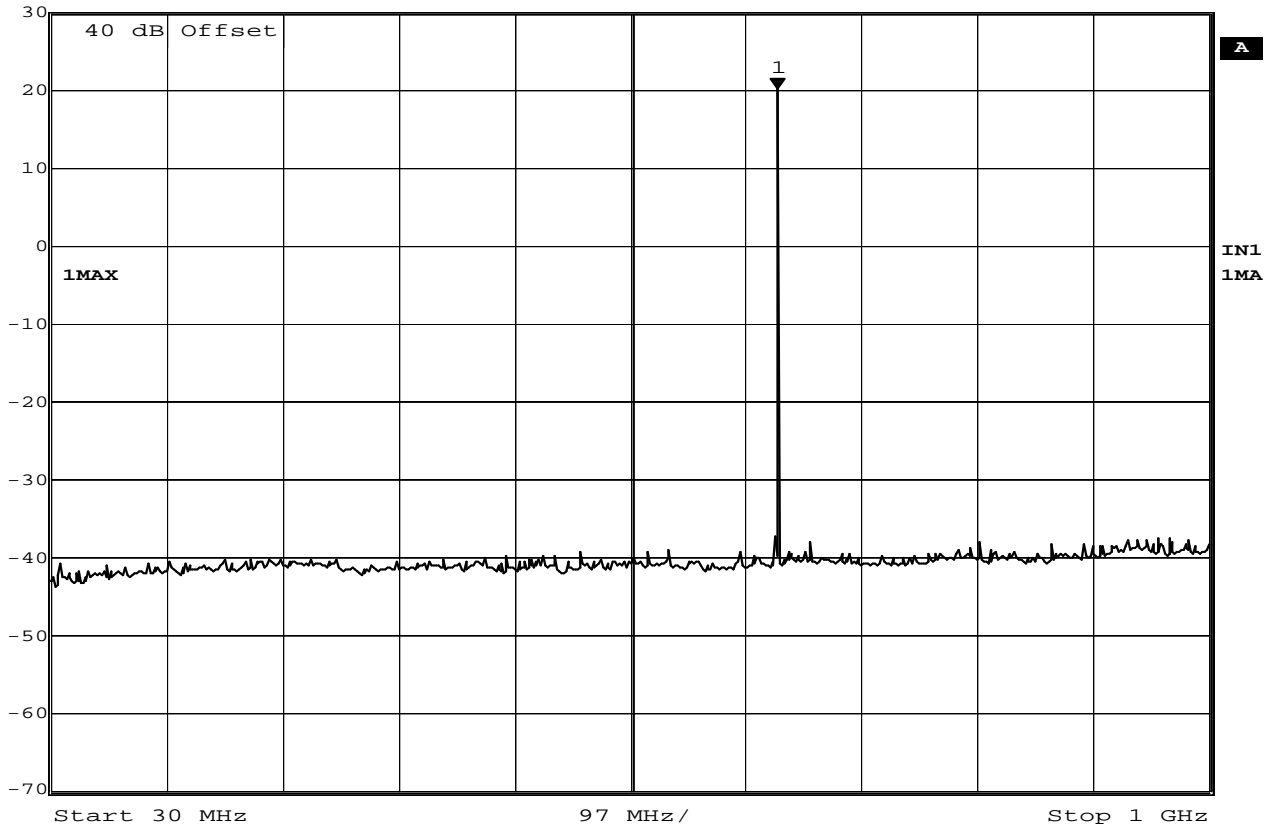
Date: 4.MAY.2011 13:27:37

Intermodulation Tests – Antenna Conducted

MANUFACTURER : Shure, Inc.
 MODEL NUMBER : AXT100 H4
 SERIAL NUMBER :
 TEST MODE : Tx @ 638MHz
 NOTES : 100mW, Zigbee Tx at 2480MHz
 TEST DATE : May 4, 2001
 TEST PARAMETERS :
 NOTES :
 EQUIPMENT USED : RBA0, T1P0



Marker 1 [T1] RBW 100 kHz RF Att 10 dB
 Ref Lvl 20.03 dBm VBW 100 kHz
 30 dBm 638.43687375 MHz SWT 245 ms Unit dBm



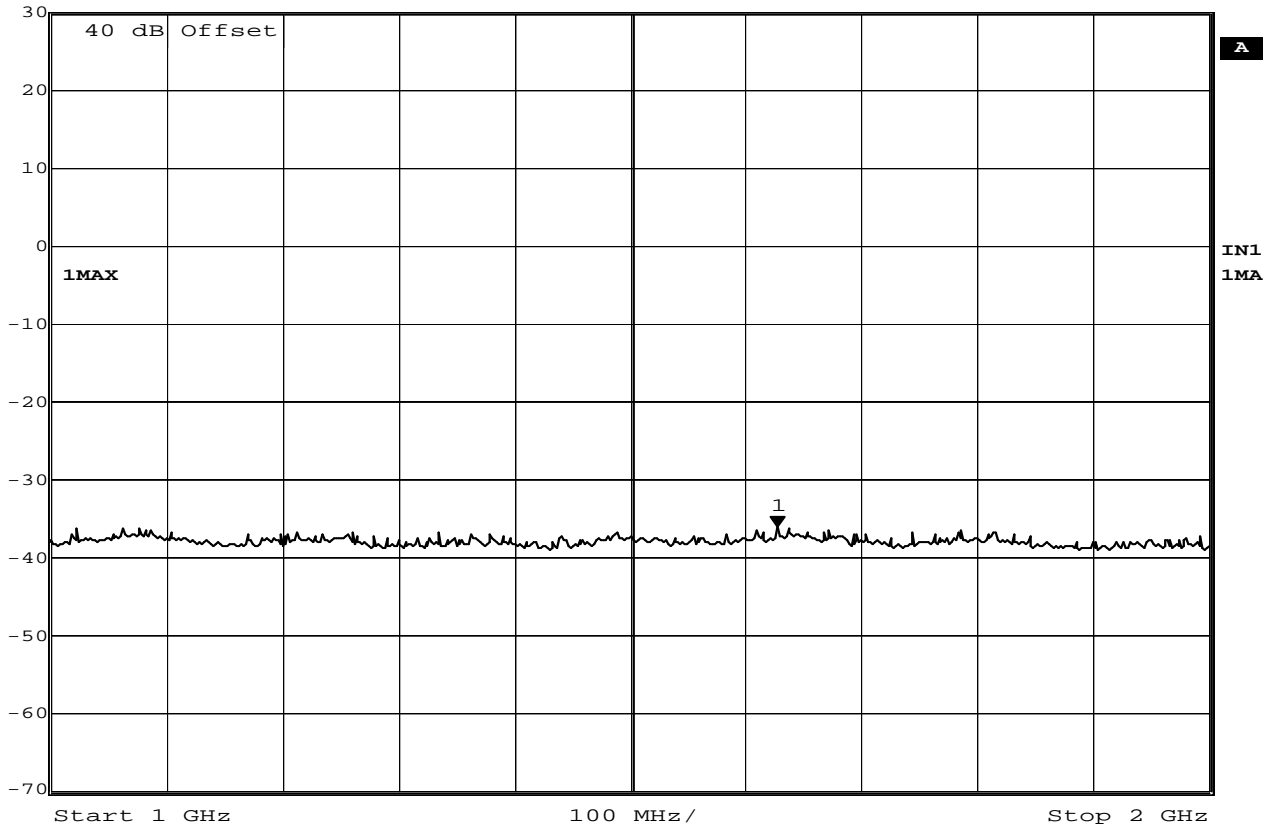
Date: 4.MAY.2011 08:53:06

Intermodulation Tests – Antenna Conducted

MANUFACTURER : Shure, Inc.
 MODEL NUMBER : AXT100 J5
 SERIAL NUMBER :
 TEST MODE : Tx @ 638MHz
 NOTES : 100mW, Zigbee Tx at 2480MHz
 TEST DATE : May 4, 2011
 TEST PARAMETERS :
 NOTES :
 EQUIPMENT USED : RBA0, T2D7, T2S3



Marker 1 [T1] RBW 100 kHz RF Att 10 dB
 Ref Lvl -36.19 dBm VBW 100 kHz
 30 dBm 1.62725451 GHz SWT 250 ms Unit dBm



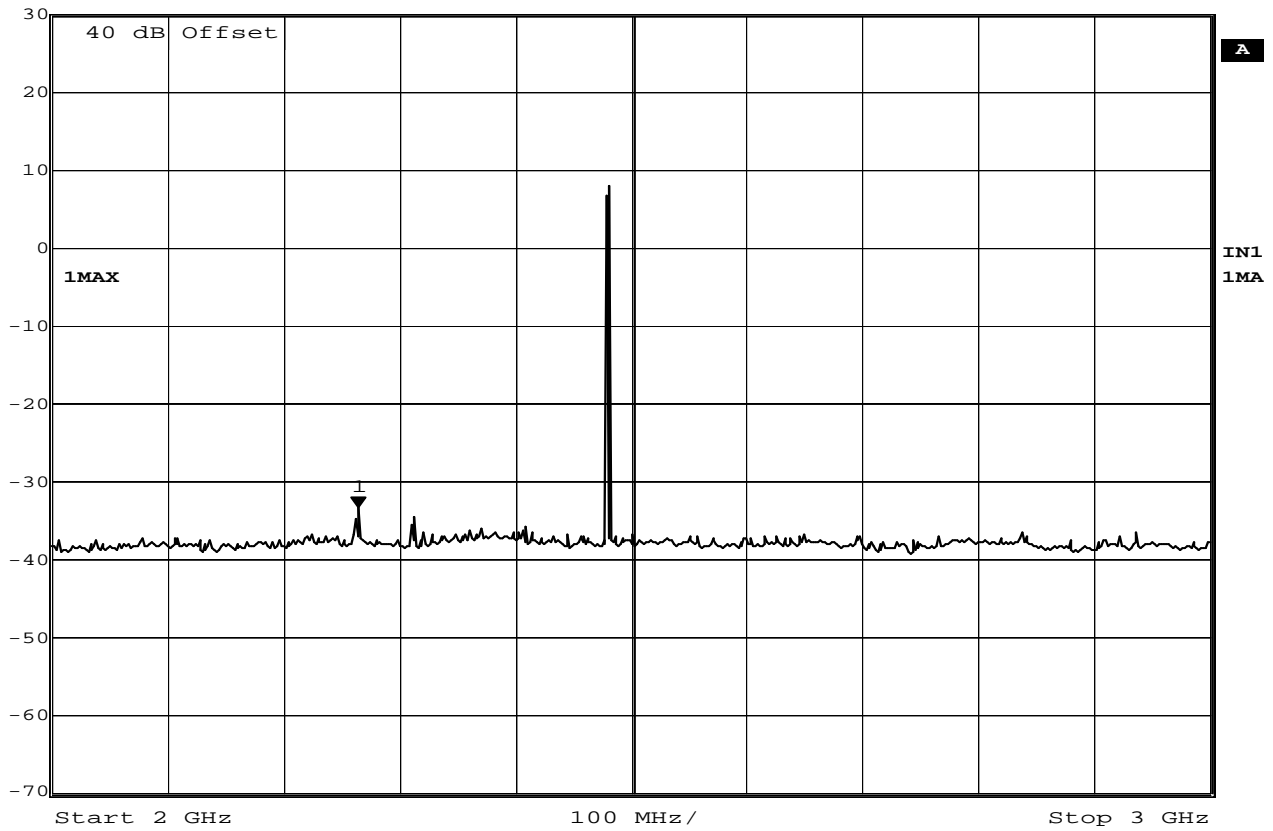
Date: 4.MAY.2011 09:02:32

Intermodulation Tests – Antenna Conducted

MANUFACTURER : Shure, Inc.
 MODEL NUMBER : AXT100 J5
 SERIAL NUMBER :
 TEST MODE : Tx @ 638MHz
 NOTES : 100mW, Zigbee Tx at 2480MHz
 TEST DATE : May 4, 2011
 TEST PARAMETERS :
 NOTES :
 EQUIPMENT USED : RBA0, T2D7, T2S3



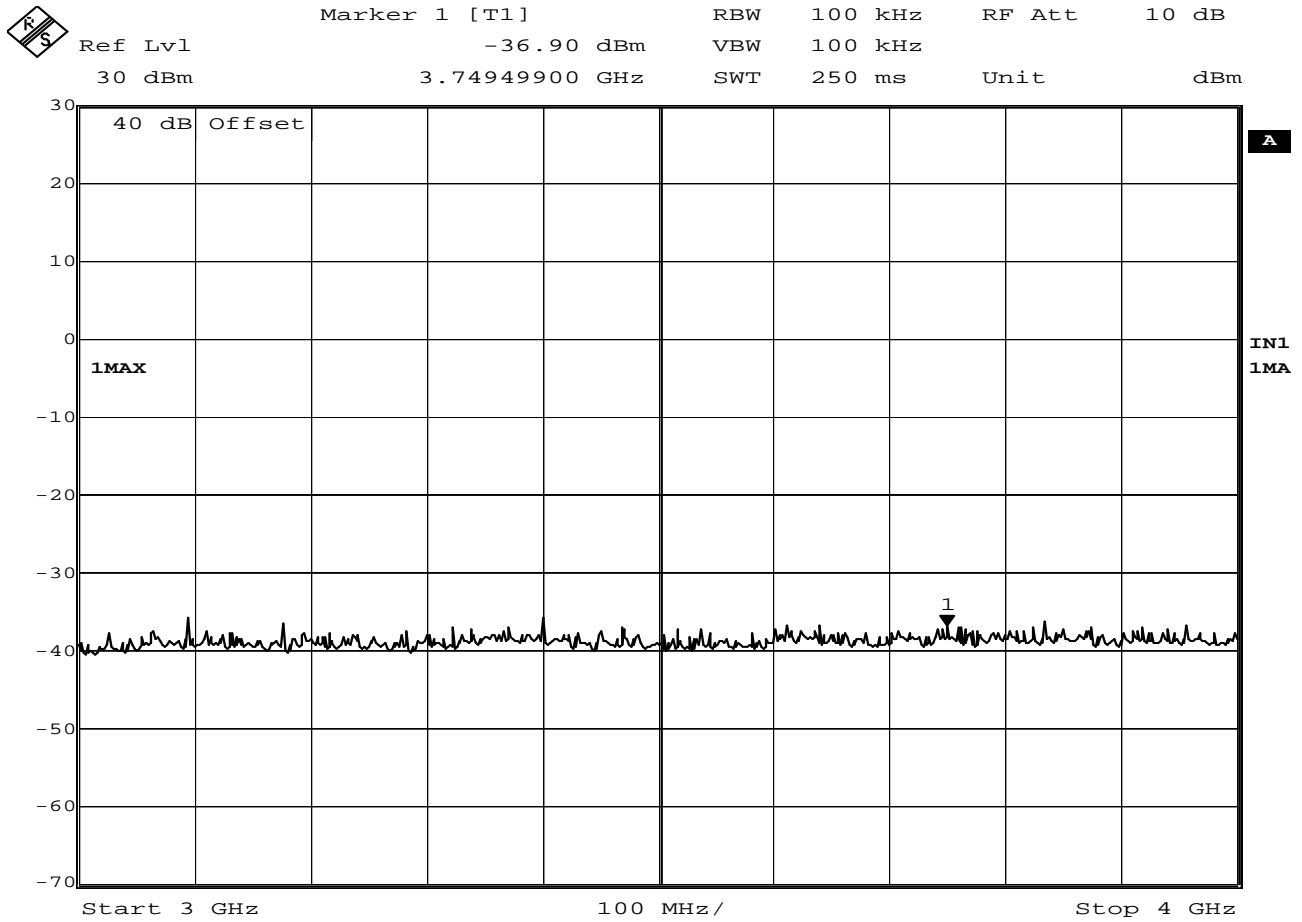

 Marker 1 [T1] RBW 100 kHz RF Att 10 dB
 Ref Lvl -33.41 dBm VBW 100 kHz
 30 dBm 2.26452906 GHz SWT 250 ms Unit dBm



Date: 4.MAY.2011 09:08:56

Intermodulation Tests – Antenna Conducted

MANUFACTURER : Shure, Inc.
 MODEL NUMBER : AXT100 J5
 SERIAL NUMBER :
 TEST MODE : Tx @ 638MHz
 NOTES : 100mW, Zigbee Tx at 2480MHz
 TEST DATE : May 4, 2011
 TEST PARAMETERS :
 NOTES :
 EQUIPMENT USED : RBA0, T2D7, T2S3



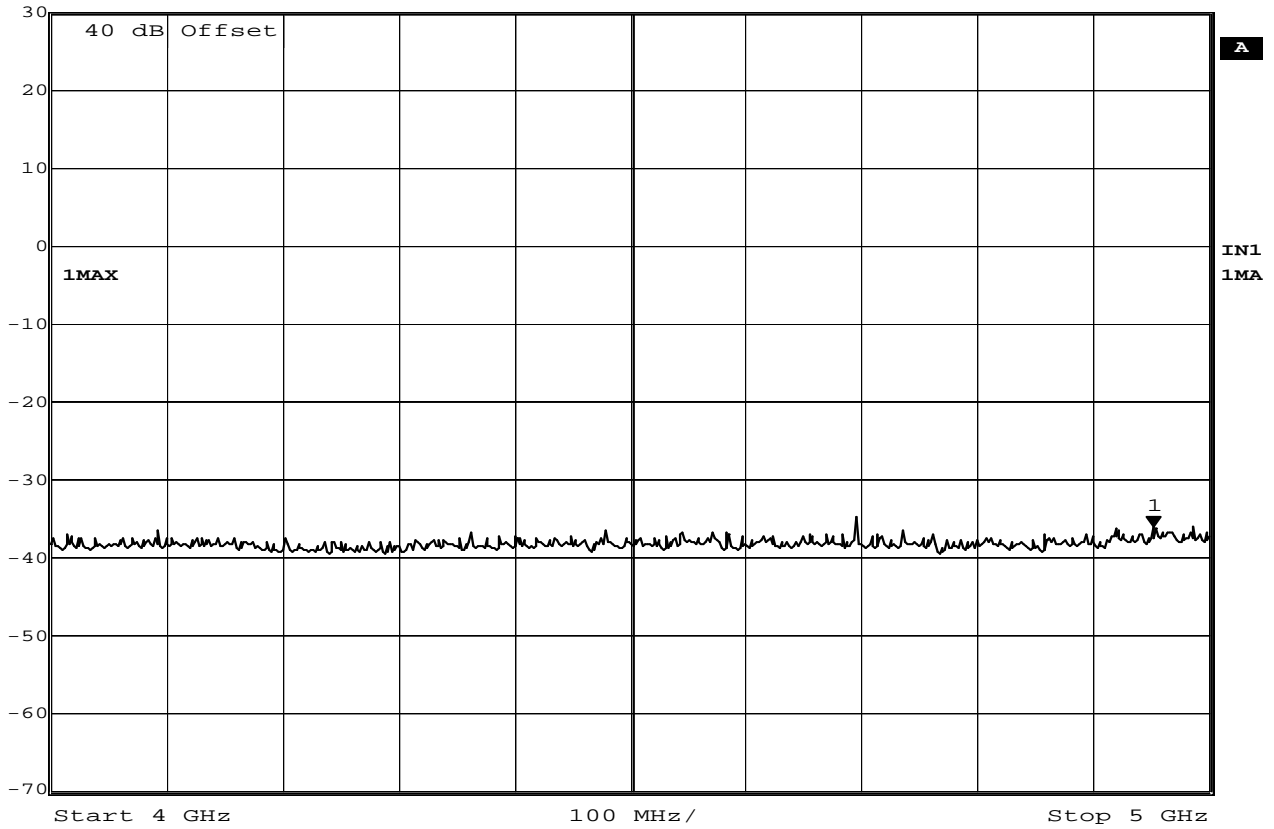
Date: 4.MAY.2011 09:22:06

Intermodulation Tests – Antenna Conducted

MANUFACTURER : Shure, Inc.
MODEL NUMBER : AXT100 J5
SERIAL NUMBER :
TEST MODE : Tx @ 638MHz
NOTES : 100mW, Zigbee Tx at 2480MHz
TEST DATE : May 4, 2011
TEST PARAMETERS :
NOTES :
EQUIPMENT USED : RBA0, T2D7, T2S3



Marker 1 [T1] RBW 100 kHz RF Att 10 dB
 Ref Lvl -36.09 dBm VBW 100 kHz
 30 dBm 4.95190381 GHz SWT 250 ms Unit dBm



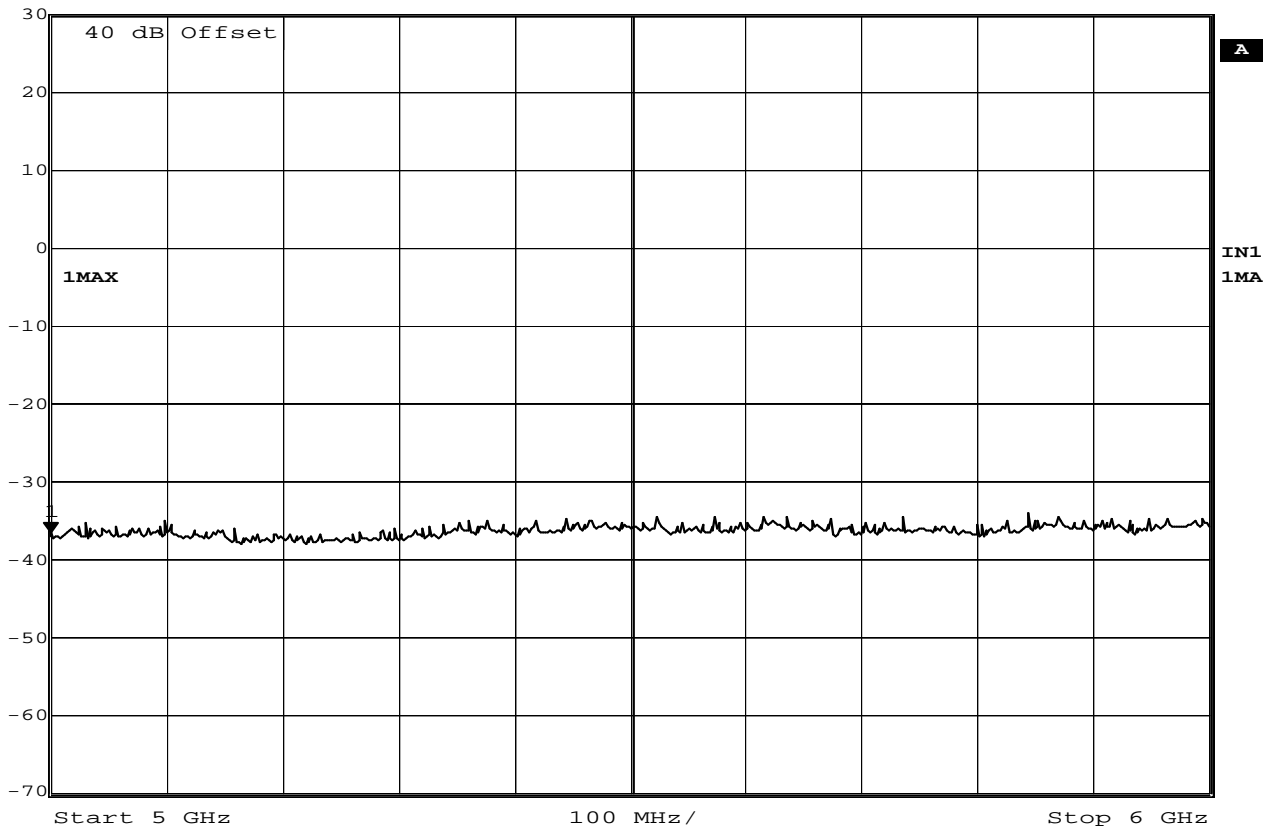
Date: 4.MAY.2011 09:25:45

Intermodulation Tests – Antenna Conducted

MANUFACTURER : Shure, Inc.
 MODEL NUMBER : AXT100 J5
 SERIAL NUMBER :
 TEST MODE : Tx @ 638MHz
 NOTES : 100mW, Zigbee Tx at 2480MHz
 TEST DATE : May 4, 2011
 TEST PARAMETERS :
 NOTES :
 EQUIPMENT USED : RBA0, T2D7, T2S3



Marker 1 [T1] RBW 100 kHz RF Att 10 dB
 Ref Lvl -36.66 dBm VBW 100 kHz
 30 dBm 5.00000000 GHz SWT 250 ms Unit dBm



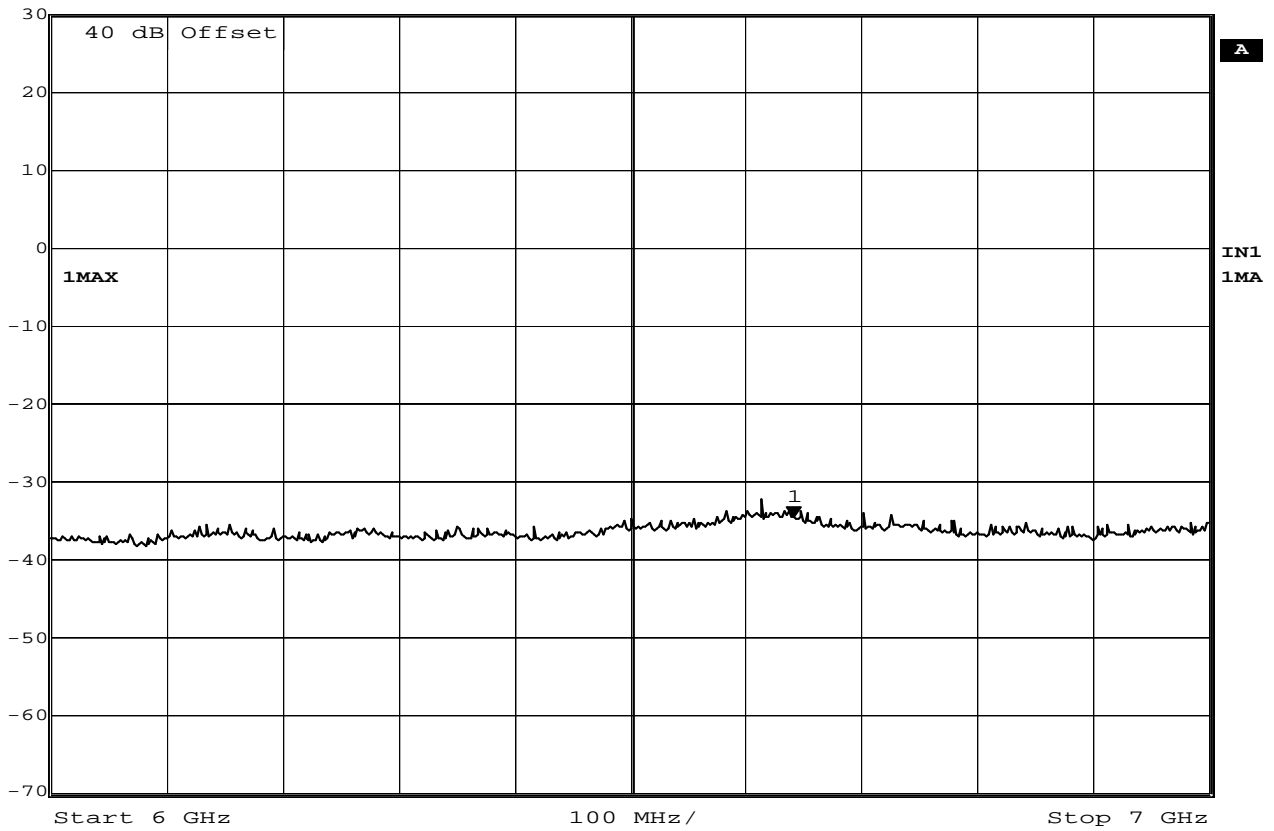
Date: 4.MAY.2011 09:29:08

Intermodulation Tests – Antenna Conducted

MANUFACTURER : Shure, Inc.
 MODEL NUMBER : AXT100 J5
 SERIAL NUMBER :
 TEST MODE : Tx @ 638MHz
 NOTES : 100mW, Zigbee Tx at 2480MHz
 TEST DATE : May 4, 2011
 TEST PARAMETERS :
 NOTES :
 EQUIPMENT USED : RBA0, T2D7, T2S3



Marker 1 [T1] RBW 100 kHz RF Att 10 dB
 Ref Lvl -34.67 dBm VBW 100 kHz
 30 dBm 6.64128257 GHz SWT 250 ms Unit dBm



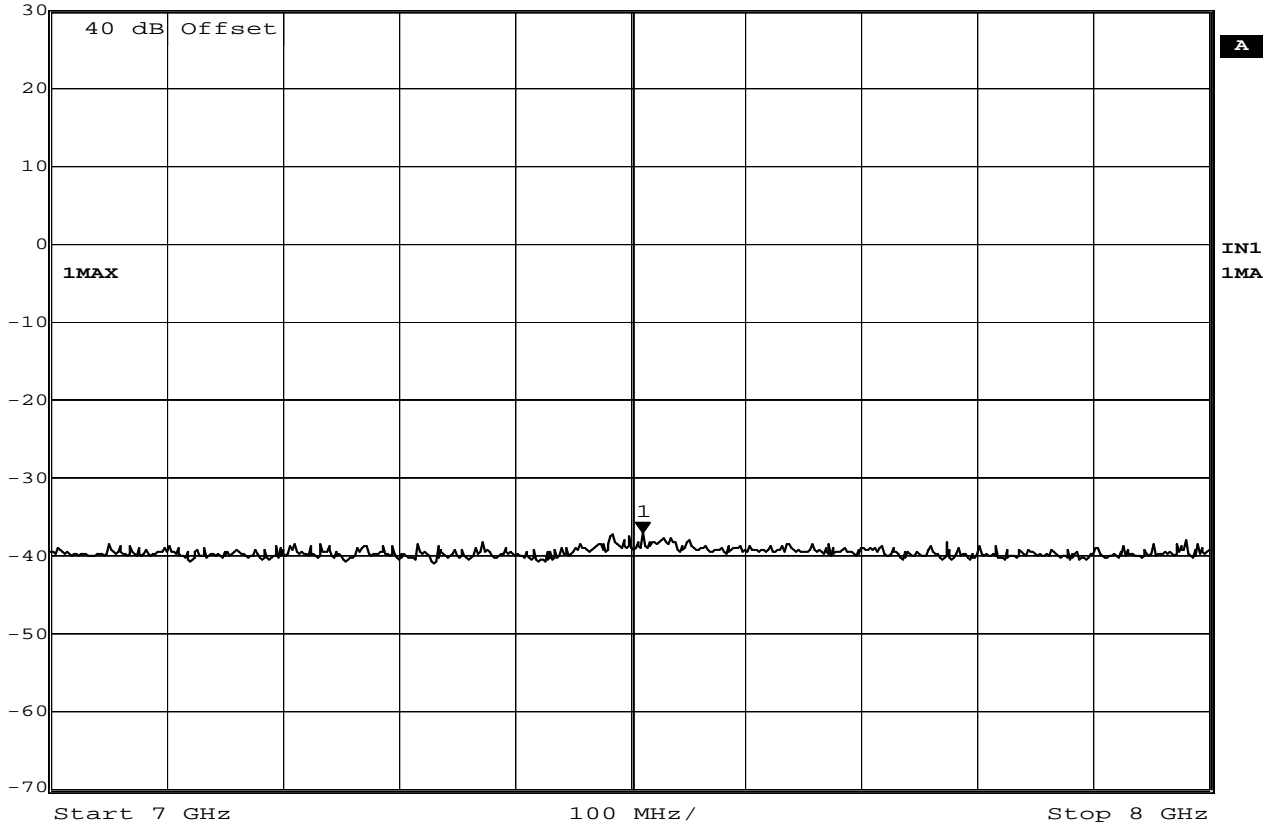
Date: 4.MAY.2011 09:35:04

Intermodulation Tests – Antenna Conducted

MANUFACTURER : Shure, Inc.
 MODEL NUMBER : AXT100 J5
 SERIAL NUMBER :
 TEST MODE : Tx @ 638MHz
 NOTES : 100mW, Zigbee Tx at 2480MHz
 TEST DATE : May 4, 2011
 TEST PARAMETERS :
 NOTES :
 EQUIPMENT USED : RBA0, T2D7, T2S3



Marker 1 [T1] RBW 100 kHz RF Att 10 dB
 Ref Lvl -37.06 dBm VBW 100 kHz
 30 dBm 7.51102204 GHz SWT 250 ms Unit dBm



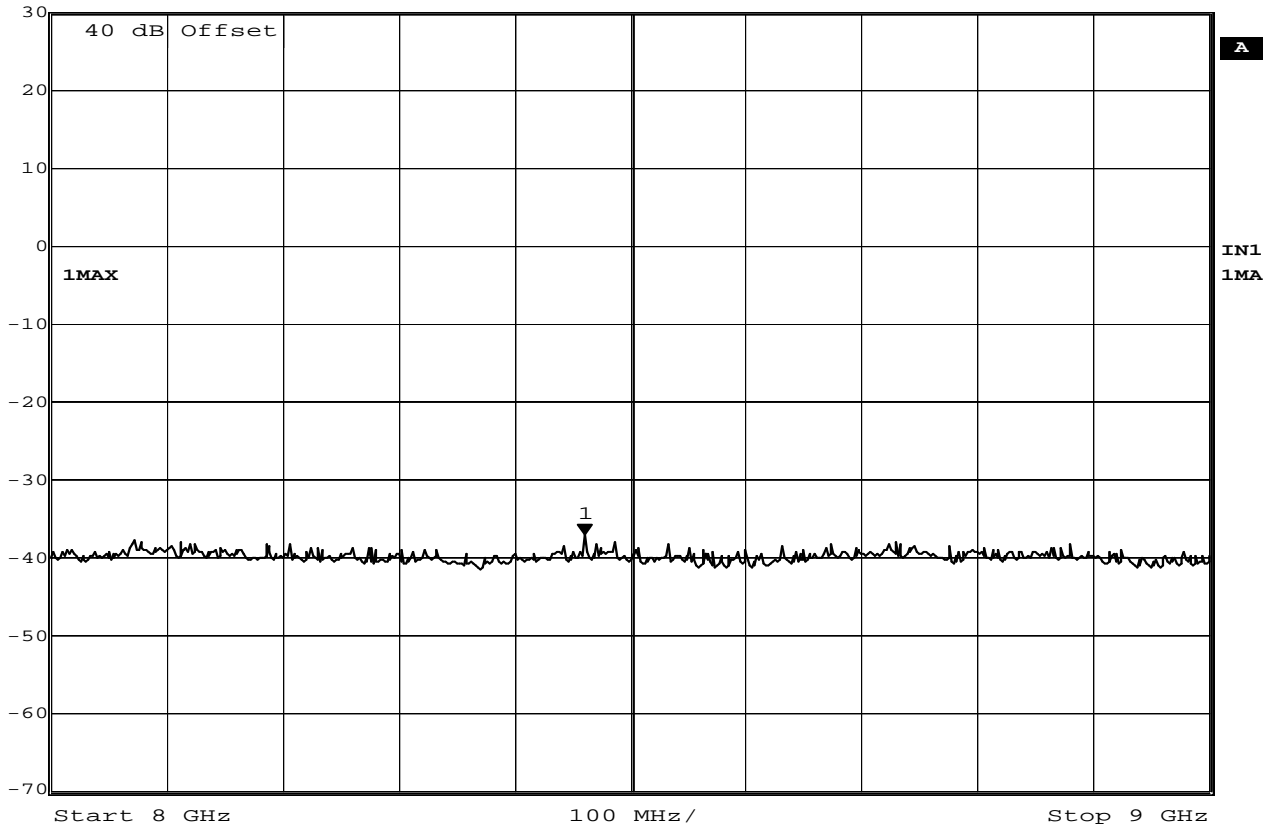
Date: 4.MAY.2011 09:36:43

Intermodulation Tests – Antenna Conducted

MANUFACTURER : Shure, Inc.
 MODEL NUMBER : AXT100 J5
 SERIAL NUMBER :
 TEST MODE : Tx @ 638MHz
 NOTES : 100mW, Zigbee Tx at 2480MHz
 TEST DATE : May 4, 2011
 TEST PARAMETERS :
 NOTES :
 EQUIPMENT USED : RBA0, T2D7, T2S3



Marker 1 [T1] RBW 100 kHz RF Att 10 dB
 Ref Lvl -37.10 dBm VBW 100 kHz
 30 dBm 8.46092184 GHz SWT 250 ms Unit dBm



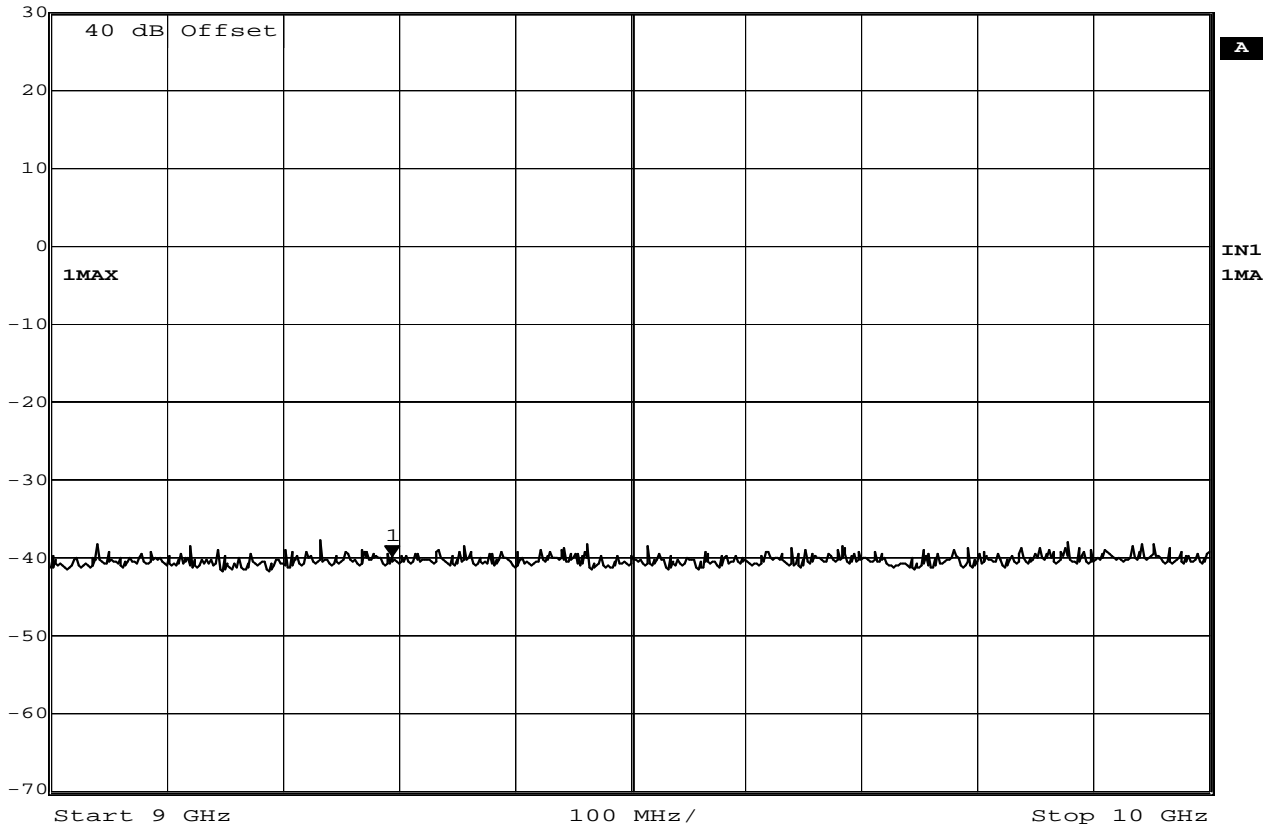
Date: 4.MAY.2011 09:39:09

Intermodulation Tests – Antenna Conducted

MANUFACTURER : Shure, Inc.
 MODEL NUMBER : AXT100 J5
 SERIAL NUMBER :
 TEST MODE : Tx @ 638MHz
 NOTES : 100mW, Zigbee Tx at 2480MHz
 TEST DATE : May 4, 2011
 TEST PARAMETERS :
 NOTES :
 EQUIPMENT USED : RBA0, T2D7, T2S3



Marker 1 [T1] RBW 100 kHz RF Att 10 dB
Ref Lvl -39.98 dBm VBW 100 kHz
30 dBm 9.29458918 GHz SWT 250 ms Unit dBm



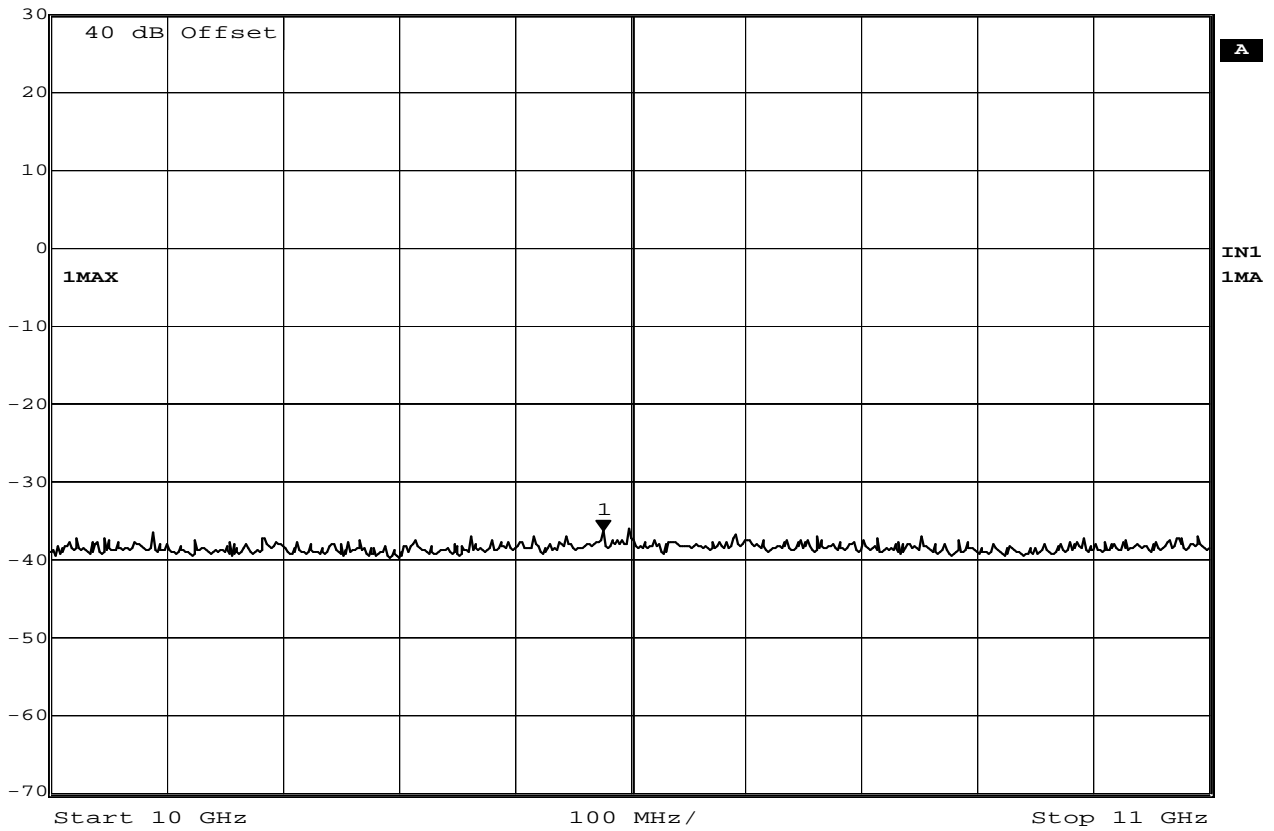
Date: 4.MAY.2011 09:40:30

Intermodulation Tests – Antenna Conducted

MANUFACTURER : Shure, Inc.
MODEL NUMBER : AXT100 J5
SERIAL NUMBER :
TEST MODE : Tx @ 638MHz
NOTES : 100mW, Zigbee Tx at 2480MHz
TEST DATE : May 4, 2011
TEST PARAMETERS :
NOTES :
EQUIPMENT USED : RBA0, T2D7, T2S3



Marker 1 [T1] RBW 100 kHz RF Att 10 dB
 Ref Lvl -36.39 dBm VBW 100 kHz
 30 dBm 10.47695391 GHz SWT 250 ms Unit dBm



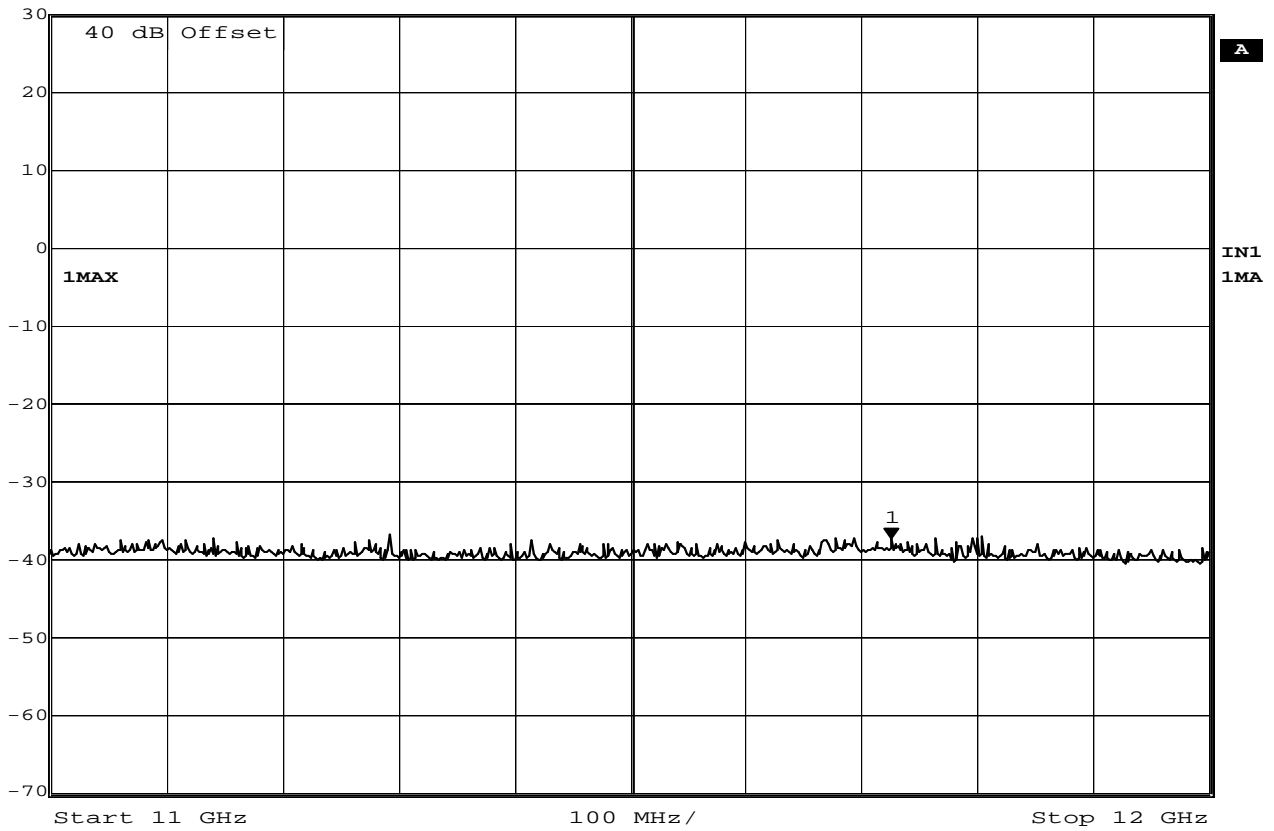
Date: 4.MAY.2011 09:43:41

Intermodulation Tests – Antenna Conducted

MANUFACTURER : Shure, Inc.
 MODEL NUMBER : AXT100 J5
 SERIAL NUMBER :
 TEST MODE : Tx @ 638MHz
 NOTES : 100mW, Zigbee Tx at 2480MHz
 TEST DATE : May 4, 2011
 TEST PARAMETERS :
 NOTES :
 EQUIPMENT USED : RBA0, T2D7, T2S3



Marker 1 [T1] RBW 100 kHz RF Att 10 dB
 Ref Lvl -37.35 dBm VBW 100 kHz
 30 dBm 11.72545090 GHz SWT 250 ms Unit dBm



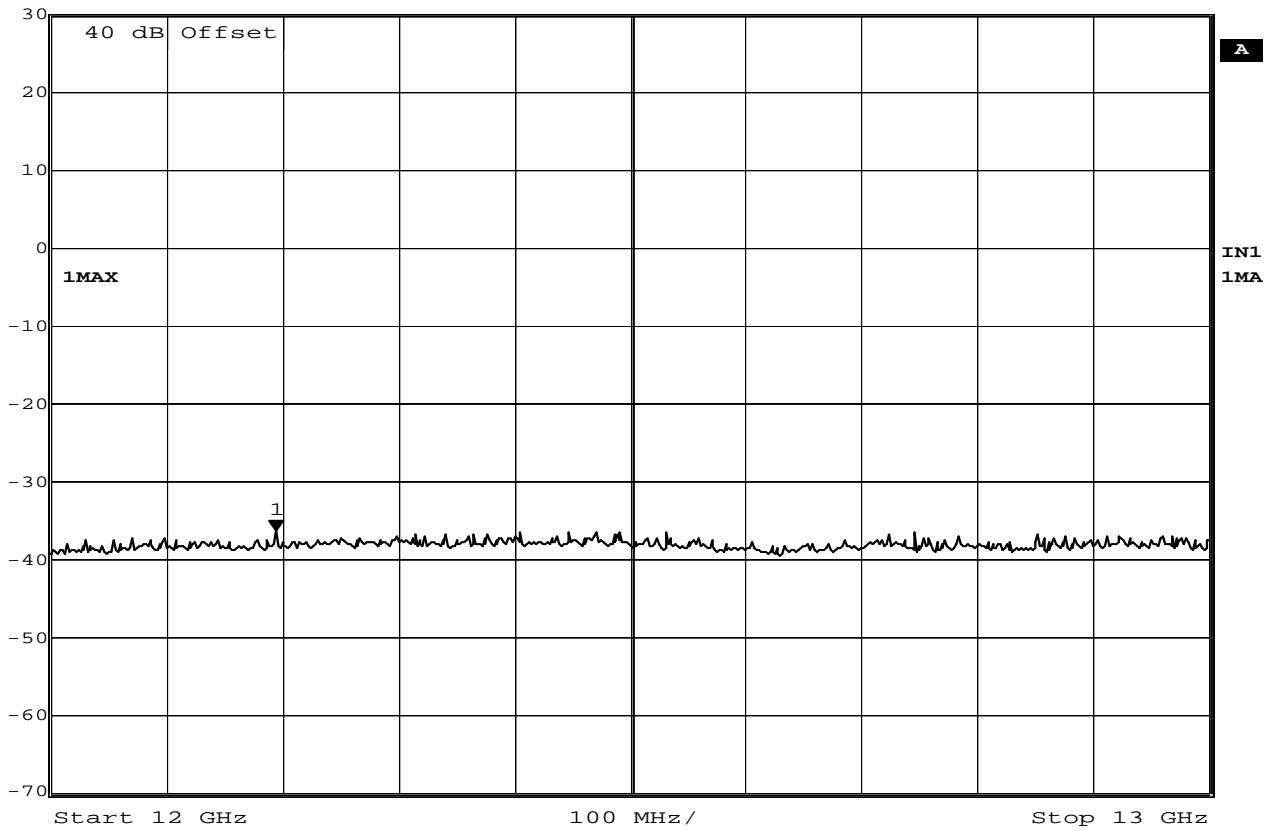
Date: 4.MAY.2011 09:44:35

Intermodulation Tests – Antenna Conducted

MANUFACTURER : Shure, Inc.
 MODEL NUMBER : AXT100 J5
 SERIAL NUMBER :
 TEST MODE : Tx @ 638MHz
 NOTES : 100mW, Zigbee Tx at 2480MHz
 TEST DATE : May 4, 2011
 TEST PARAMETERS :
 NOTES :
 EQUIPMENT USED : RBA0, T2D7, T2S3



Ref Lvl	30 dBm	Marker 1 [T1]	12.19438878 GHz	RBW	100 kHz	RF Att	10 dB
				VBW	100 kHz		
				SWT	250 ms	Unit	dBm



Date: 4.MAY.2011 09:47:27

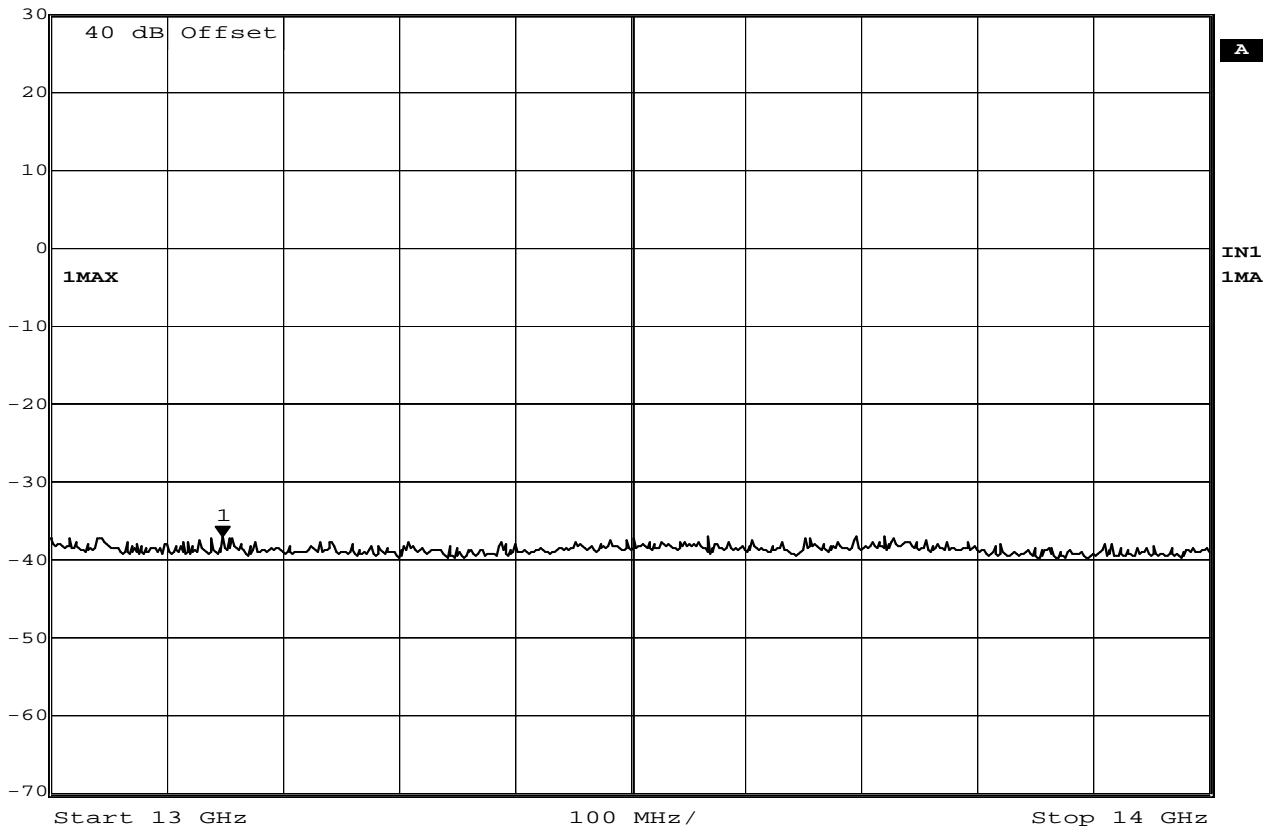
Intermodulation Tests – Antenna Conducted

```

MANUFACTURER      :   Shure, Inc.
MODEL NUMBER      :   AXT100 J5
SERIAL NUMBER     :
TEST MODE         :   Tx @ 638MHz
NOTES             :   100mW, Zigbee Tx at 2480MHz
TEST DATE        :   May 4, 2011
TEST PARAMETERS   :
NOTES            :
EQUIPMENT USED   :   RBA0, T2D7, T2S3
    
```



Marker 1 [T1] RBW 100 kHz RF Att 10 dB
Ref Lvl -37.05 dBm VBW 100 kHz
30 dBm 13.14829659 GHz SWT 250 ms Unit dBm



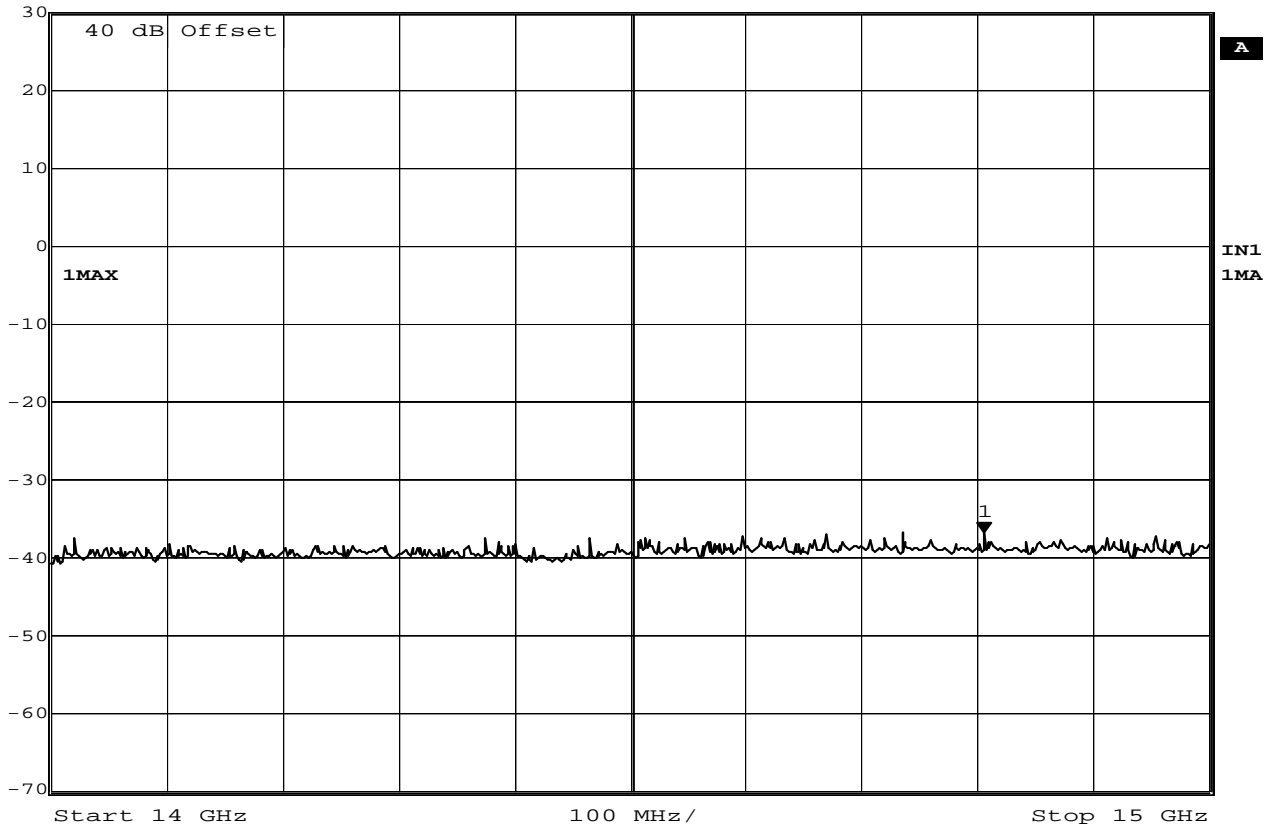
Date: 4.MAY.2011 09:51:16

Intermodulation Tests – Antenna Conducted

MANUFACTURER : Shure, Inc.
MODEL NUMBER : AXT100 J5
SERIAL NUMBER :
TEST MODE : Tx @ 638MHz
NOTES : 100mW, Zigbee Tx at 2480MHz
TEST DATE : May 4, 2011
TEST PARAMETERS :
NOTES :
EQUIPMENT USED : RBA0, T2D7, T2S3



Marker 1 [T1] RBW 100 kHz RF Att 10 dB
 Ref Lvl -36.84 dBm VBW 100 kHz
 30 dBm 14.80561122 GHz SWT 250 ms Unit dBm



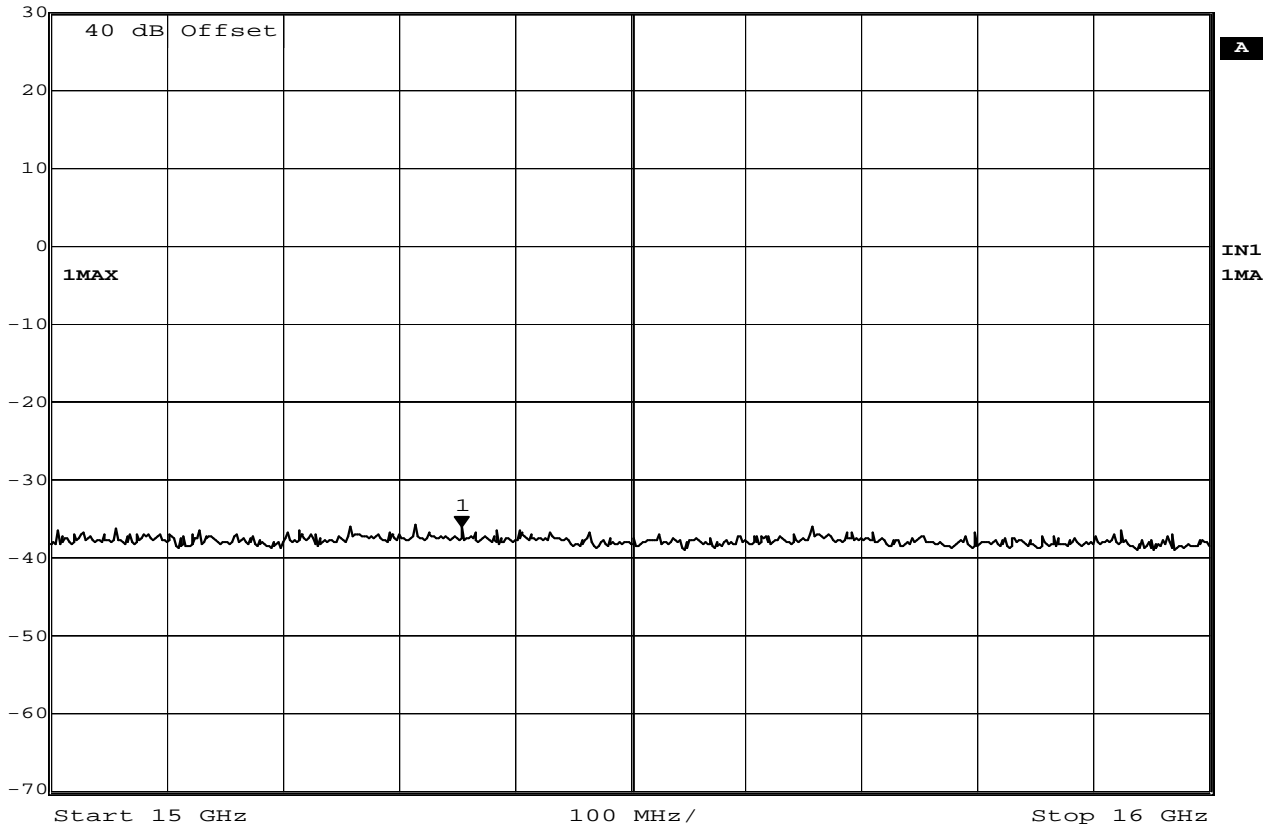
Date: 4.MAY.2011 09:52:03

Intermodulation Tests – Antenna Conducted

MANUFACTURER : Shure, Inc.
 MODEL NUMBER : AXT100 J5
 SERIAL NUMBER :
 TEST MODE : Tx @ 638MHz
 NOTES : 100mW, Zigbee Tx at 2480MHz
 TEST DATE : May 4, 2011
 TEST PARAMETERS :
 NOTES :
 EQUIPMENT USED : RBA0, T2D7, T2S3



Marker 1 [T1] RBW 100 kHz RF Att 10 dB
 Ref Lvl -36.10 dBm VBW 100 kHz
 30 dBm 15.35470942 GHz SWT 250 ms Unit dBm



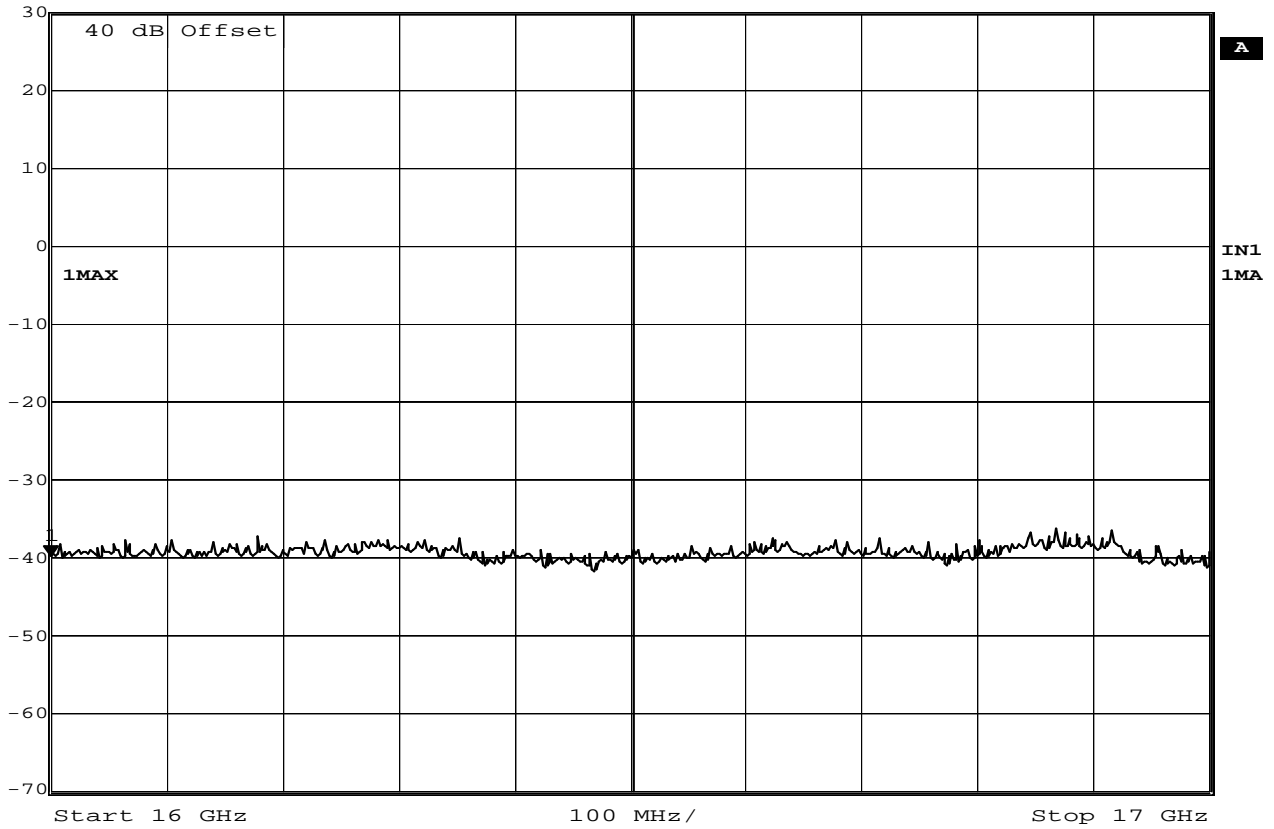
Date: 4.MAY.2011 09:54:42

Intermodulation Tests – Antenna Conducted

MANUFACTURER : Shure, Inc.
 MODEL NUMBER : AXT100 J5
 SERIAL NUMBER :
 TEST MODE : Tx @ 638MHz
 NOTES : 100mW, Zigbee Tx at 2480MHz
 TEST DATE : May 4, 2011
 TEST PARAMETERS :
 NOTES :
 EQUIPMENT USED : RBA0, T2D7, T2S3



Marker 1 [T1] RBW 100 kHz RF Att 10 dB
 Ref Lvl -39.86 dBm VBW 100 kHz
 30 dBm 16.00000000 GHz SWT 250 ms Unit dBm



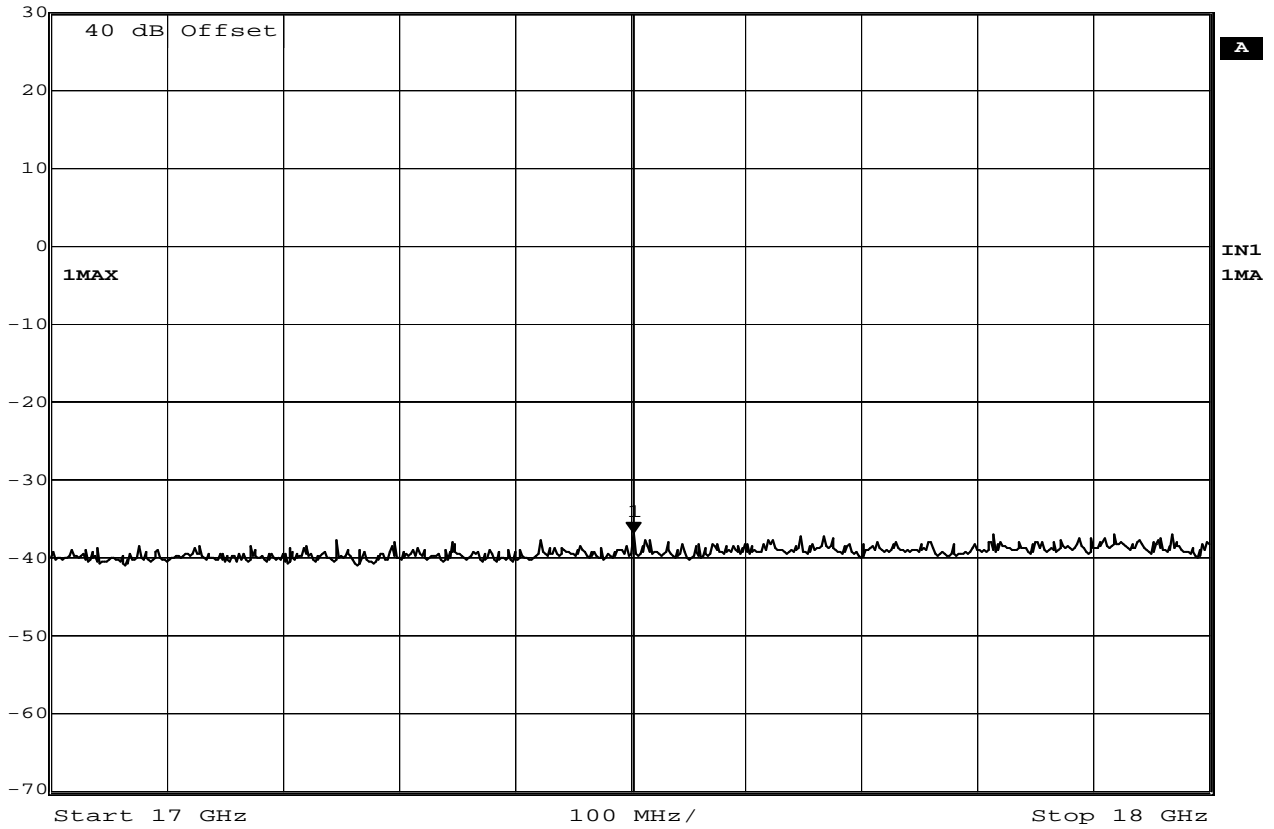
Date: 4.MAY.2011 09:56:16

Intermodulation Tests – Antenna Conducted

MANUFACTURER : Shure, Inc.
 MODEL NUMBER : AXT100 J5
 SERIAL NUMBER :
 TEST MODE : Tx @ 638MHz
 NOTES : 100mW, Zigbee Tx at 2480MHz
 TEST DATE : May 4, 2011
 TEST PARAMETERS :
 NOTES :
 EQUIPMENT USED : RBA0, T2D7, T2S3



Marker 1 [T1] RBW 100 kHz RF Att 10 dB
 Ref Lvl -36.88 dBm VBW 100 kHz
 30 dBm 17.50300601 GHz SWT 250 ms Unit dBm



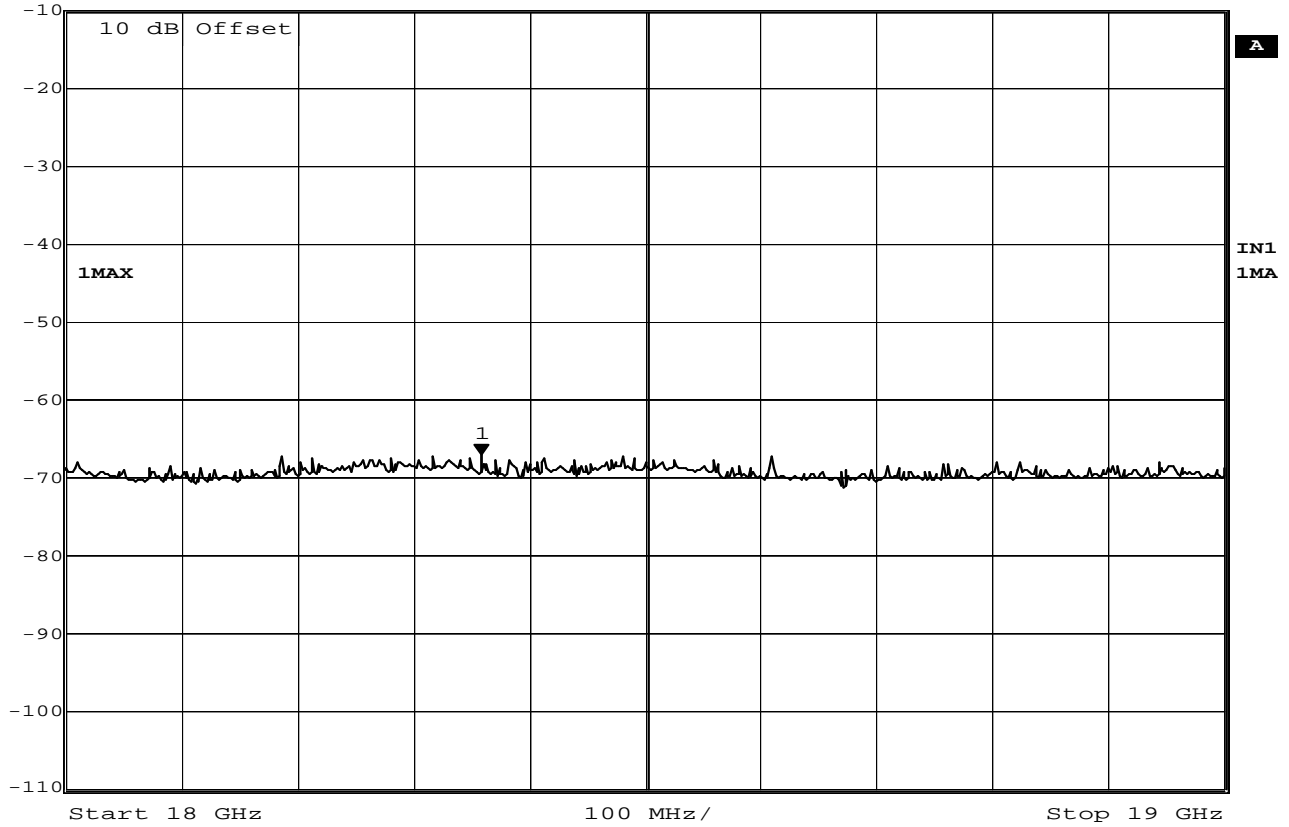
Date: 4.MAY.2011 09:57:11

Intermodulation Tests – Antenna Conducted

MANUFACTURER : Shure, Inc.
 MODEL NUMBER : AXT100 J5
 SERIAL NUMBER :
 TEST MODE : Tx @ 638MHz
 NOTES : 100mW, Zigbee Tx at 2480MHz
 TEST DATE : May 4, 2011
 TEST PARAMETERS :
 NOTES :
 EQUIPMENT USED : RBA0, T2D7, T2S3



Marker 1 [T1] RBW 100 kHz RF Att 10 dB
 Ref Lvl -67.20 dBm VBW 100 kHz
 -10 dBm 18.35871743 GHz SWT 250 ms Unit dBm



Date: 4.MAY.2011 10:01:56

Intermodulation Tests – Antenna Conducted

MANUFACTURER : Shure, Inc.
 MODEL NUMBER : AXT100 J5
 SERIAL NUMBER :
 TEST MODE : Tx @ 638MHz
 NOTES : 100mW, Zigbee Tx at 2480MHz
 TEST DATE : May 4, 2011
 TEST PARAMETERS :
 NOTES :
 EQUIPMENT USED : RBA0, T1P0



Marker 1 [T1]

RBW 100 kHz RF Att 10 dB

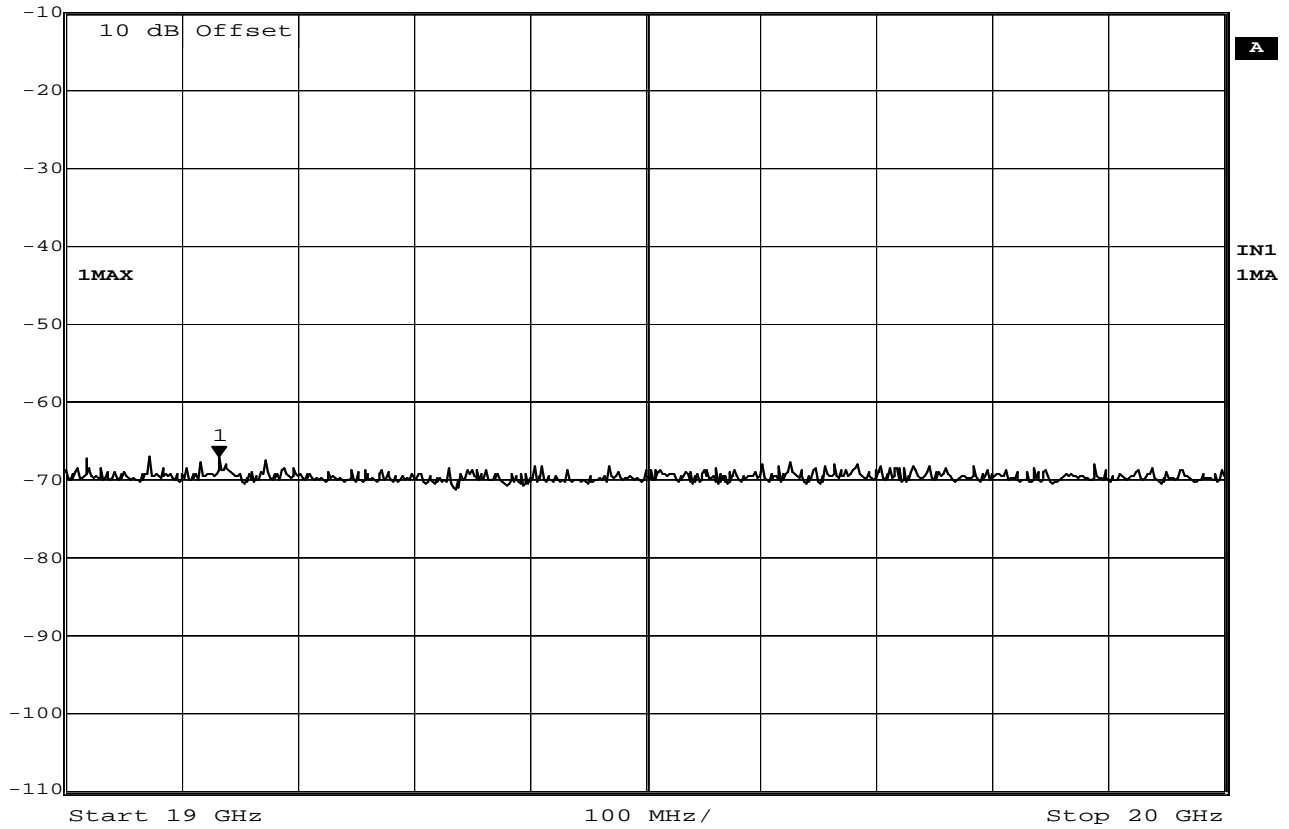
Ref Lvl -67.11 dBm

VBW 100 kHz

-10 dBm 19.13226453 GHz

SWT 250 ms

Unit dBm



Date: 4.MAY.2011 10:03:03

Intermodulation Tests – Antenna Conducted

MANUFACTURER : Shure, Inc.
 MODEL NUMBER : AXT100 J5
 SERIAL NUMBER :
 TEST MODE : Tx @ 638MHz
 NOTES : 100mW, Zigbee Tx at 2480MHz
 TEST DATE : May 4, 2011
 TEST PARAMETERS :
 NOTES :
 EQUIPMENT USED : RBA0, T1P0



Marker 1 [T1]

RBW 100 kHz RF Att 10 dB

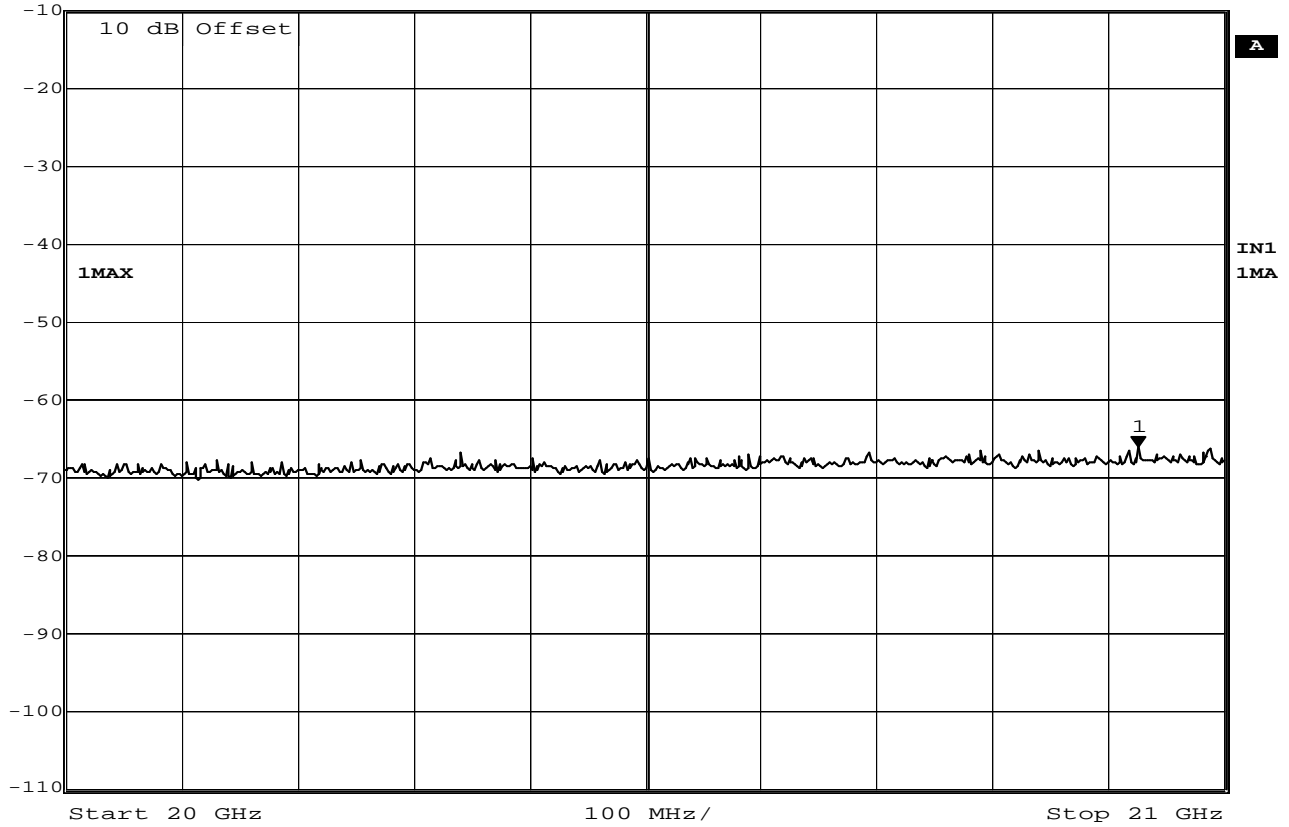
Ref Lvl -66.19 dBm

VBW 100 kHz

-10 dBm 20.92585170 GHz

SWT 250 ms

Unit dBm



Date: 4.MAY.2011 10:05:16

Intermodulation Tests – Antenna Conducted

MANUFACTURER : Shure, Inc.
 MODEL NUMBER : AXT100 J5
 SERIAL NUMBER :
 TEST MODE : Tx @ 638MHz
 NOTES : 100mW, Zigbee Tx at 2480MHz
 TEST DATE : May 4, 2011
 TEST PARAMETERS :
 NOTES :
 EQUIPMENT USED : RBA0, T1P0



Marker 1 [T1]

RBW 100 kHz RF Att 10 dB

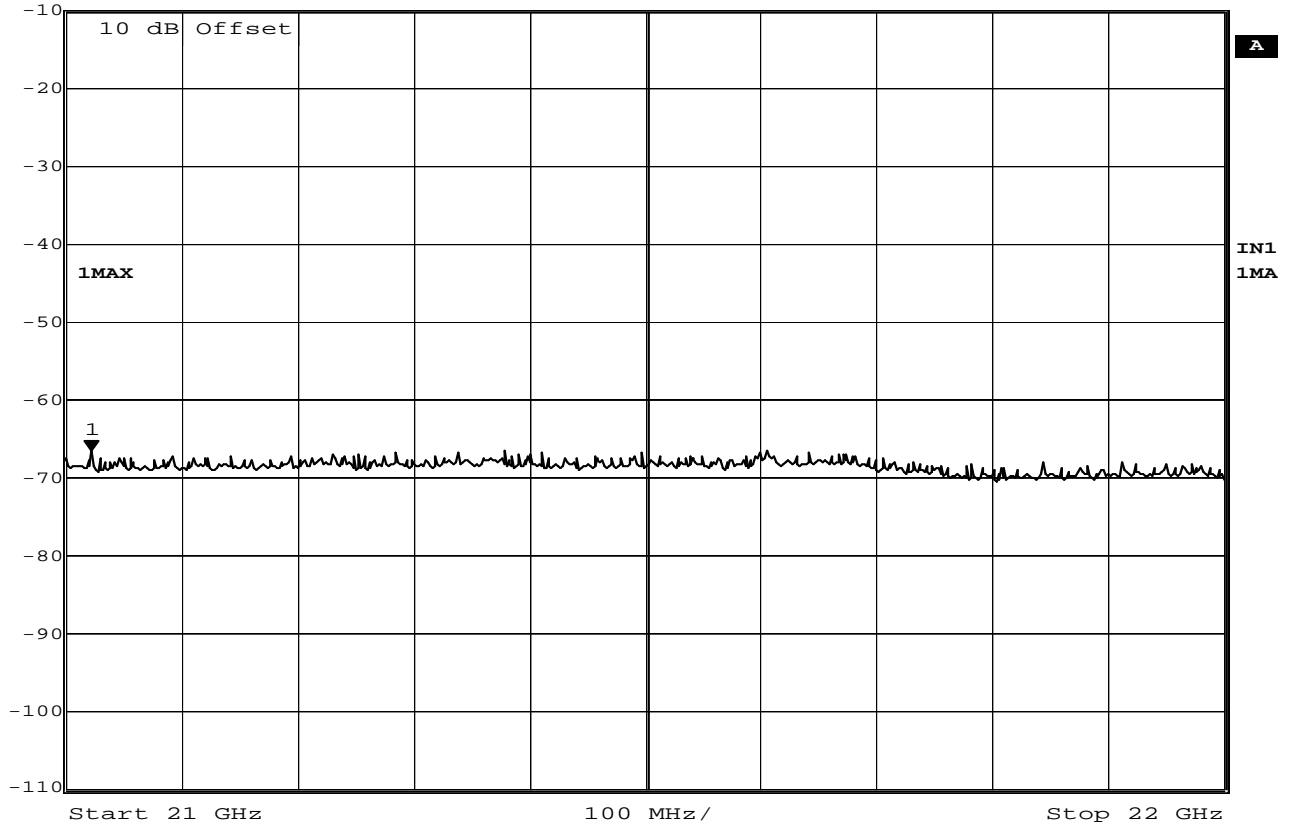
Ref Lvl -66.62 dBm

VBW 100 kHz

-10 dBm 21.02204409 GHz

SWT 250 ms

Unit dBm



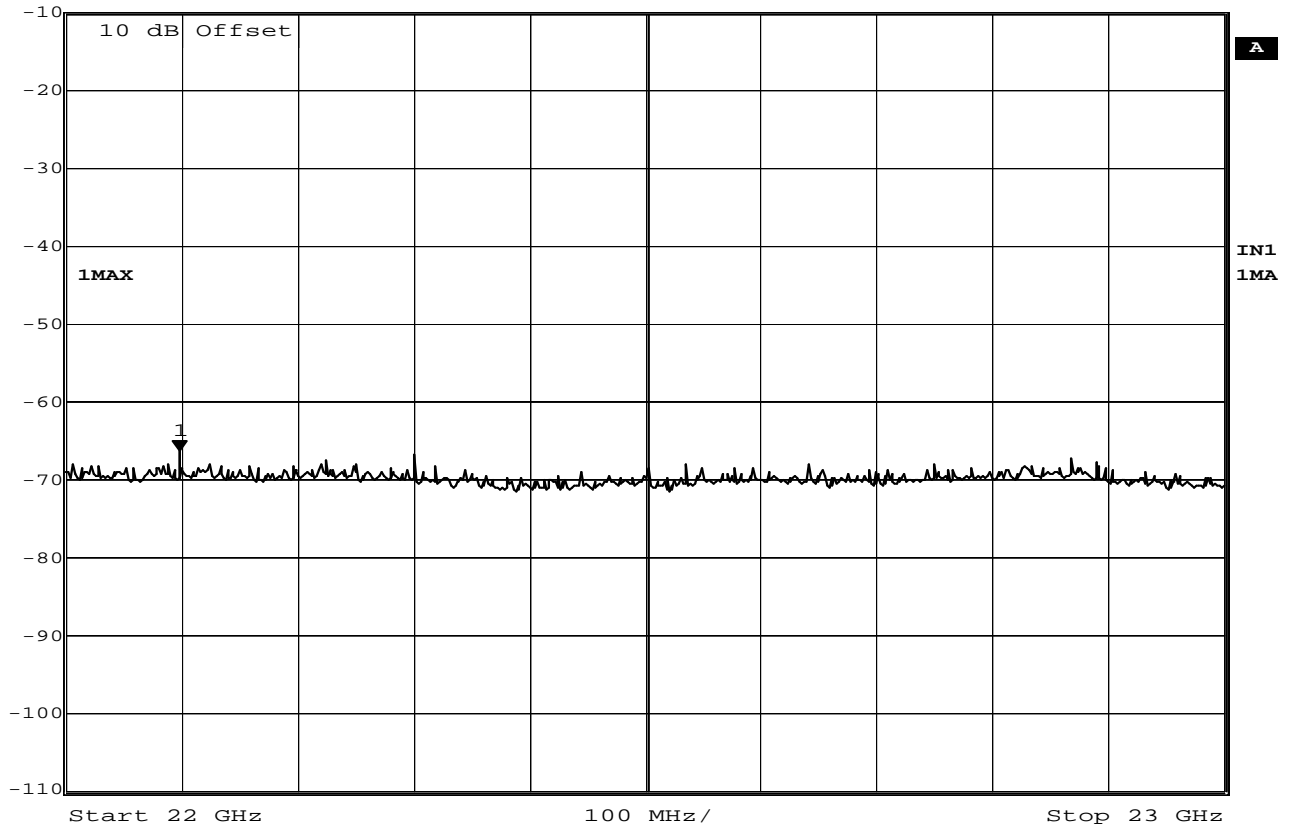
Date: 4.MAY.2011 10:06:07

Intermodulation Tests – Antenna Conducted

MANUFACTURER : Shure, Inc.
 MODEL NUMBER : AXT100 J5
 SERIAL NUMBER :
 TEST MODE : Tx @ 638MHz
 NOTES : 100mW, Zigbee Tx at 2480MHz
 TEST DATE : May 4, 2011
 TEST PARAMETERS :
 NOTES :
 EQUIPMENT USED : RBA0, T1P0



	Ref Lvl	Marker 1 [T1]	RBW	100 kHz	RF Att	10 dB
	-10 dBm	-66.50 dBm	VBW	100 kHz		
		22.09819639 GHz	SWT	250 ms	Unit	dBm



Date: 4.MAY.2011 10:06:58

Intermodulation Tests – Antenna Conducted

MANUFACTURER	:	Shure, Inc.
MODEL NUMBER	:	AXT100 J5
SERIAL NUMBER	:	
TEST MODE	:	Tx @ 638MHz
NOTES	:	100mW, Zigbee Tx at 2480MHz
TEST DATE	:	May 4, 2011
TEST PARAMETERS	:	
NOTES	:	
EQUIPMENT USED	:	RBA0, T1P0



Marker 1 [T1]

RBW 100 kHz RF Att 10 dB

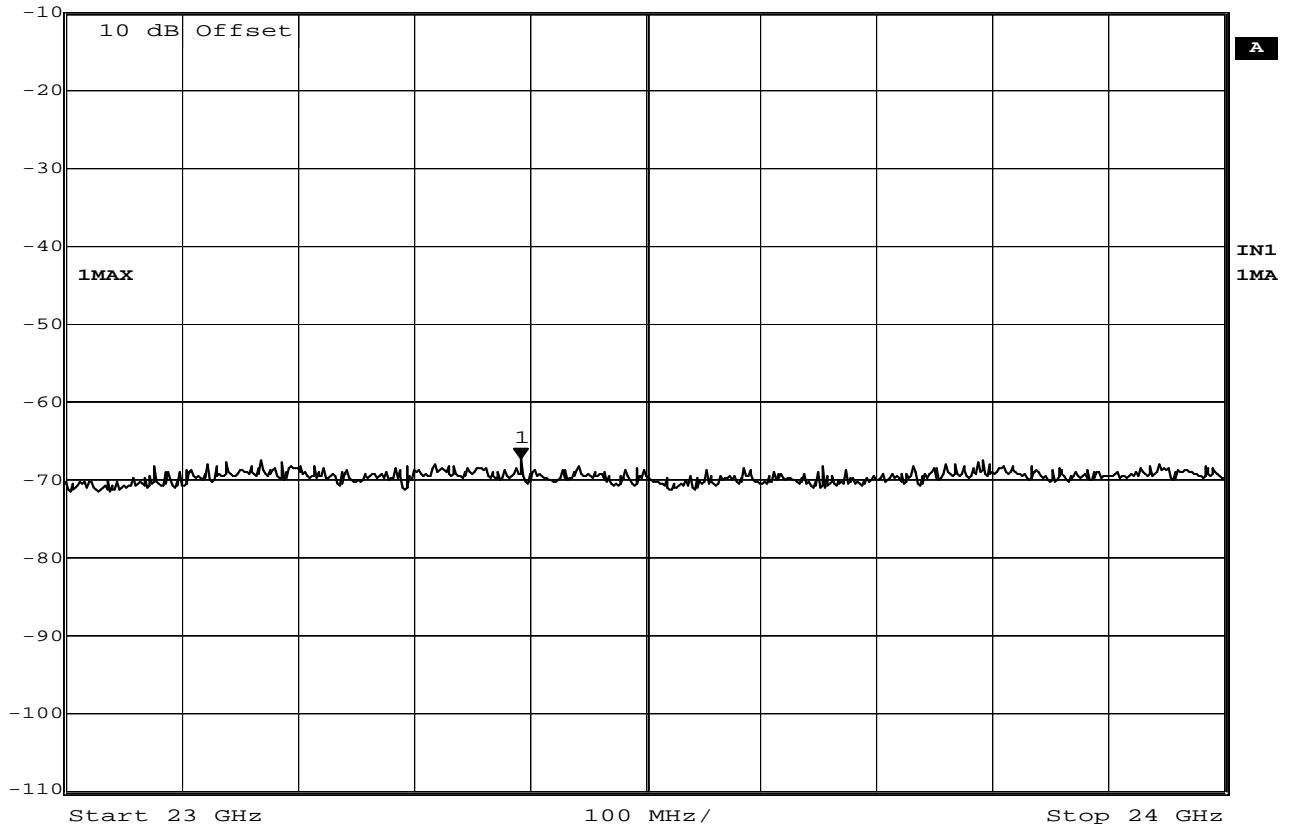
Ref Lvl -67.49 dBm

VBW 100 kHz

-10 dBm 23.39278557 GHz

SWT 250 ms

Unit dBm



Date: 4.MAY.2011 10:07:45

Intermodulation Tests – Antenna Conducted

MANUFACTURER : Shure, Inc.
 MODEL NUMBER : AXT100 J5
 SERIAL NUMBER :
 TEST MODE : Tx @ 638MHz
 NOTES : 100mW, Zigbee Tx at 2480MHz
 TEST DATE : May 4, 2011
 TEST PARAMETERS :
 NOTES :
 EQUIPMENT USED : RBA0, T1P0



Marker 1 [T1]

RBW 100 kHz RF Att 10 dB

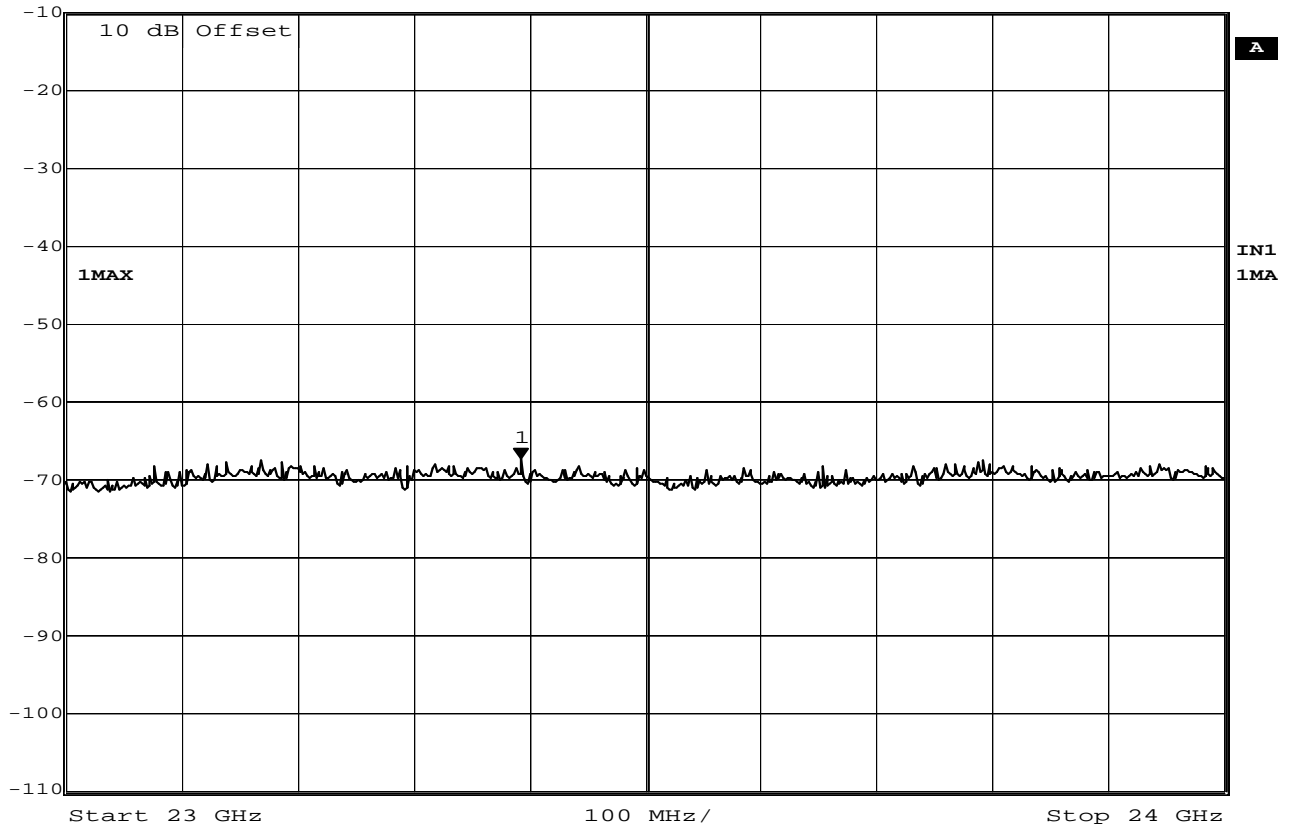
Ref Lvl -67.49 dBm

VBW 100 kHz

-10 dBm 23.39278557 GHz

SWT 250 ms

Unit dBm




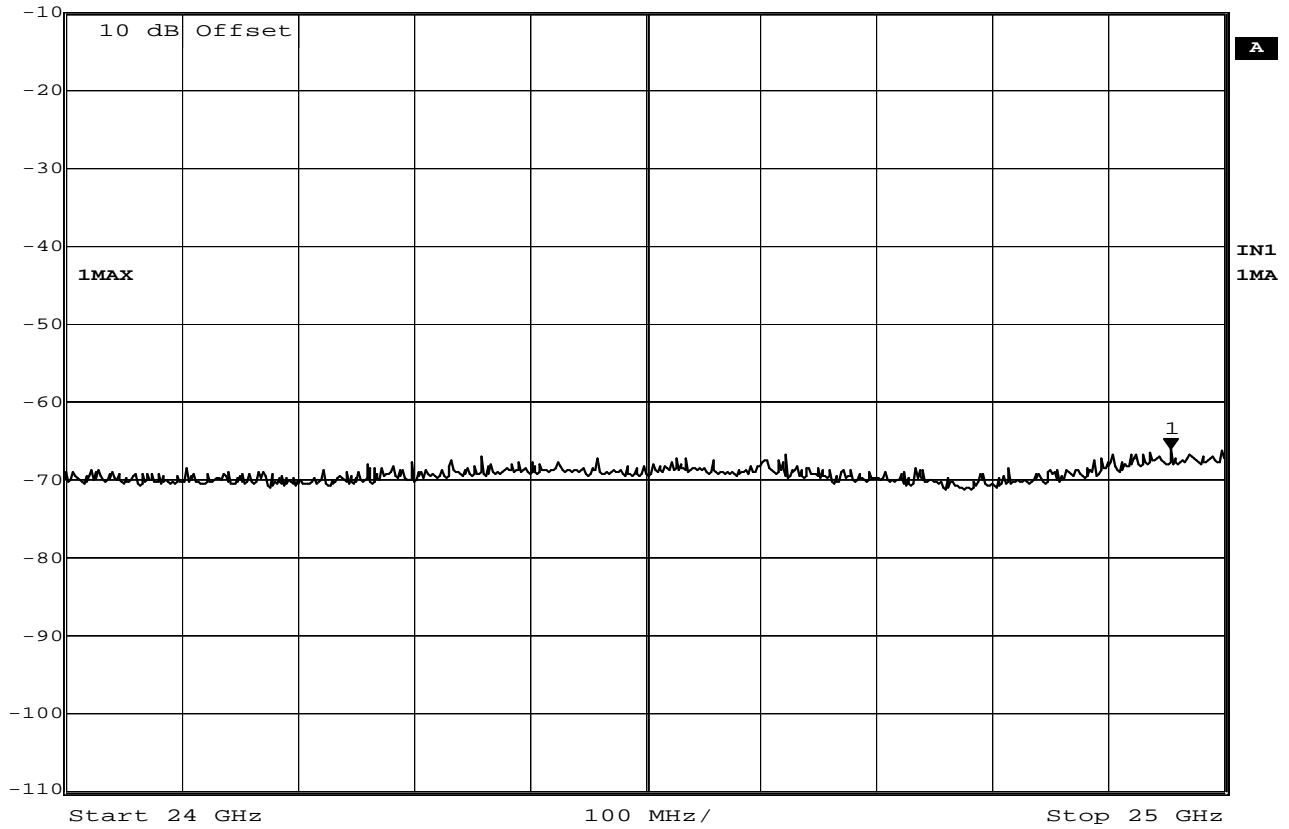
Date: 4.MAY.2011 10:07:45

Intermodulation Tests – Antenna Conducted

MANUFACTURER : Shure, Inc.
 MODEL NUMBER : AXT100 J5
 SERIAL NUMBER :
 TEST MODE : Tx @ 638MHz
 NOTES : 100mW, Zigbee Tx at 2480MHz
 TEST DATE : May 4, 2011
 TEST PARAMETERS :
 NOTES :
 EQUIPMENT USED : RBA0, T1P0



	Ref Lvl	Marker 1 [T1]	RBW	100 kHz	RF Att	10 dB
	-10 dBm	-66.12 dBm	VBW	100 kHz		
		24.95390782 GHz	SWT	250 ms	Unit	dBm



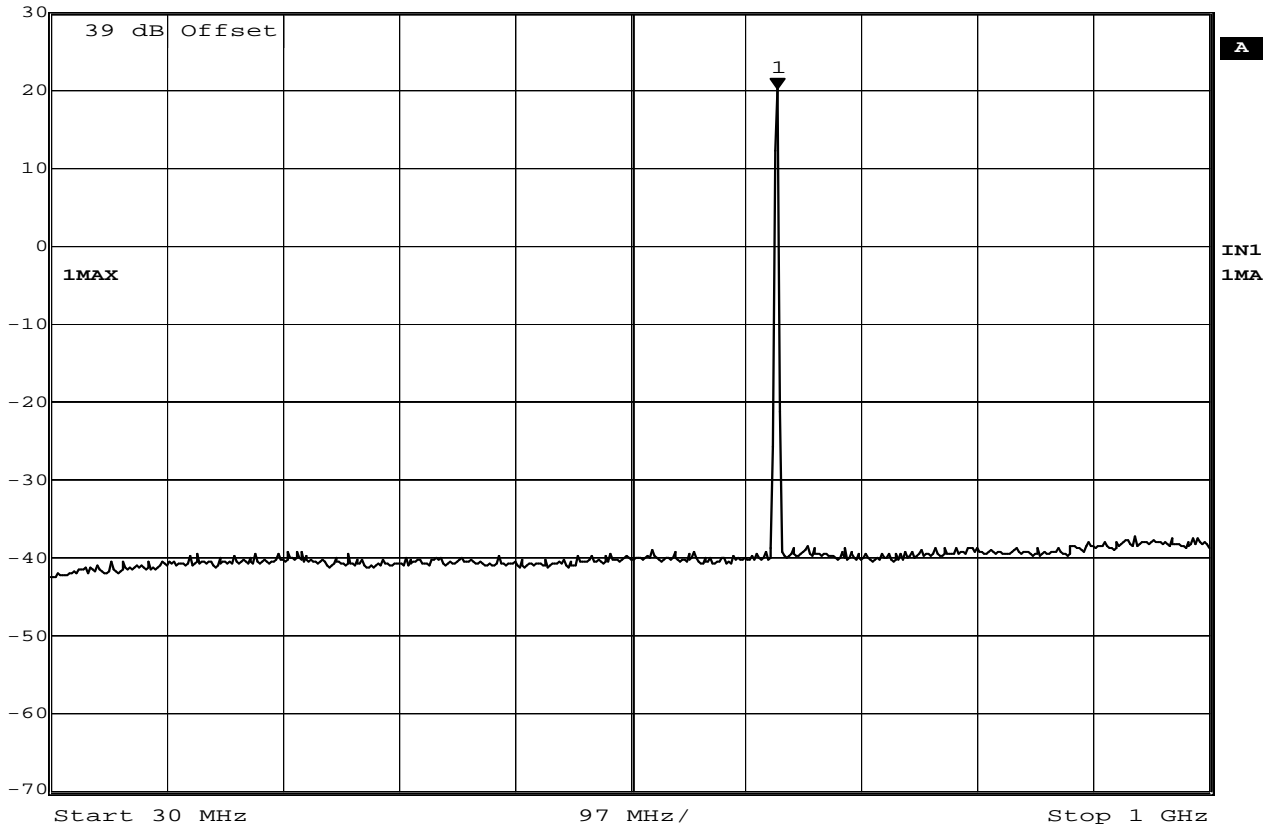
Date: 4.MAY.2011 12:08:37

Intermodulation Tests – Antenna Conducted

MANUFACTURER	:	Shure, Inc.
MODEL NUMBER	:	AXT100 J5
SERIAL NUMBER	:	
TEST MODE	:	Tx @ 638MHz
NOTES	:	100mW, Zigbee Tx at 2480MHz
TEST DATE	:	May 4, 2011
TEST PARAMETERS	:	
NOTES	:	
EQUIPMENT USED	:	RBA0, T1P0



Marker 1 [T1] RBW 1 MHz RF Att 10 dB
 Ref Lvl 20.19 dBm VBW 100 kHz
 30 dBm 638.43837675 MHz SWT 24.5 ms Unit dBm



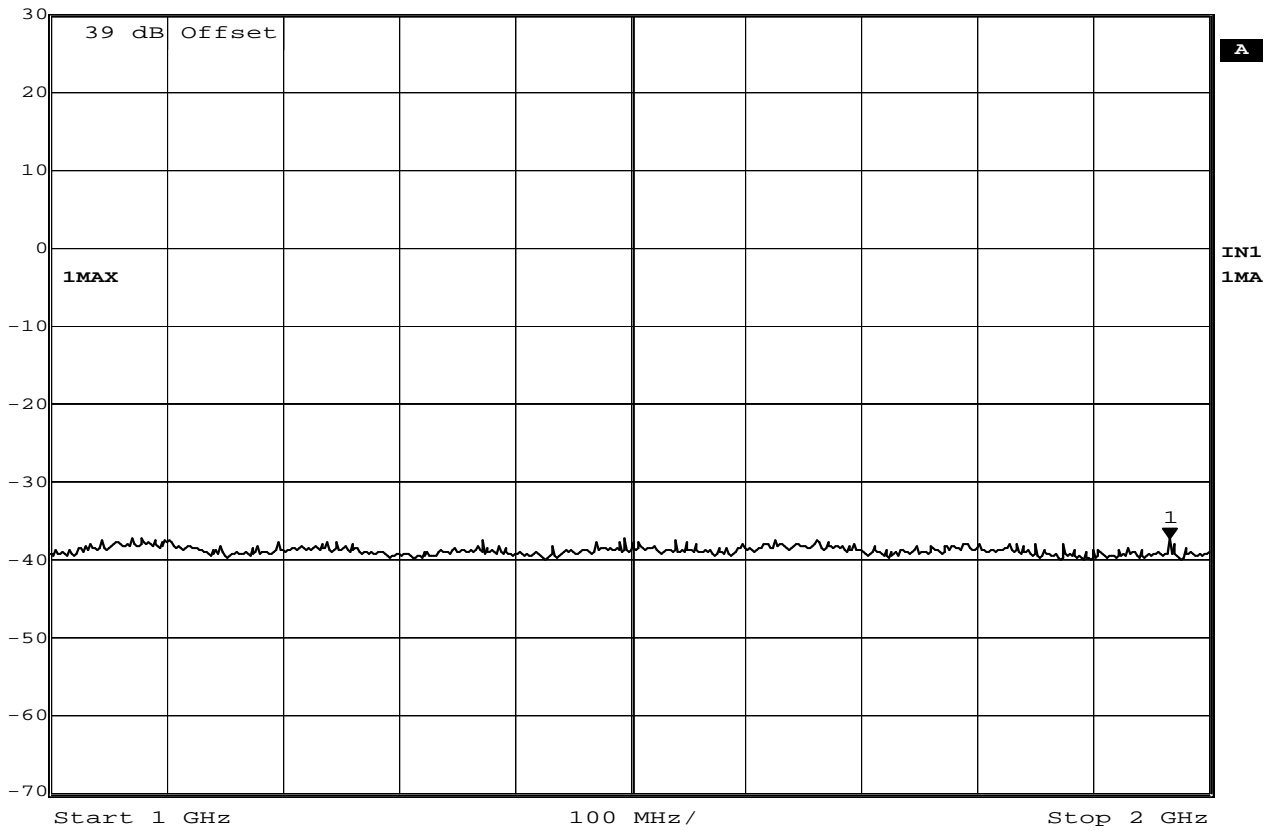
Date: 4.MAY.2011 10:22:33

Intermodulation Tests – Antenna Conducted

MANUFACTURER : Shure, Inc.
 MODEL NUMBER : AXT100 L3
 SERIAL NUMBER :
 TEST MODE : Tx @ 638MHz
 NOTES : 100mW, Zigbee Tx at 2480MHz
 TEST DATE : May 4, 2011
 TEST PARAMETERS :
 NOTES :
 EQUIPMENT USED : RBA0, T2D7, T2S3



Marker 1 [T1] RBW 1 MHz RF Att 10 dB
 Ref Lvl -37.29 dBm VBW 100 kHz
 30 dBm 1.96593186 GHz SWT 25 ms Unit dBm




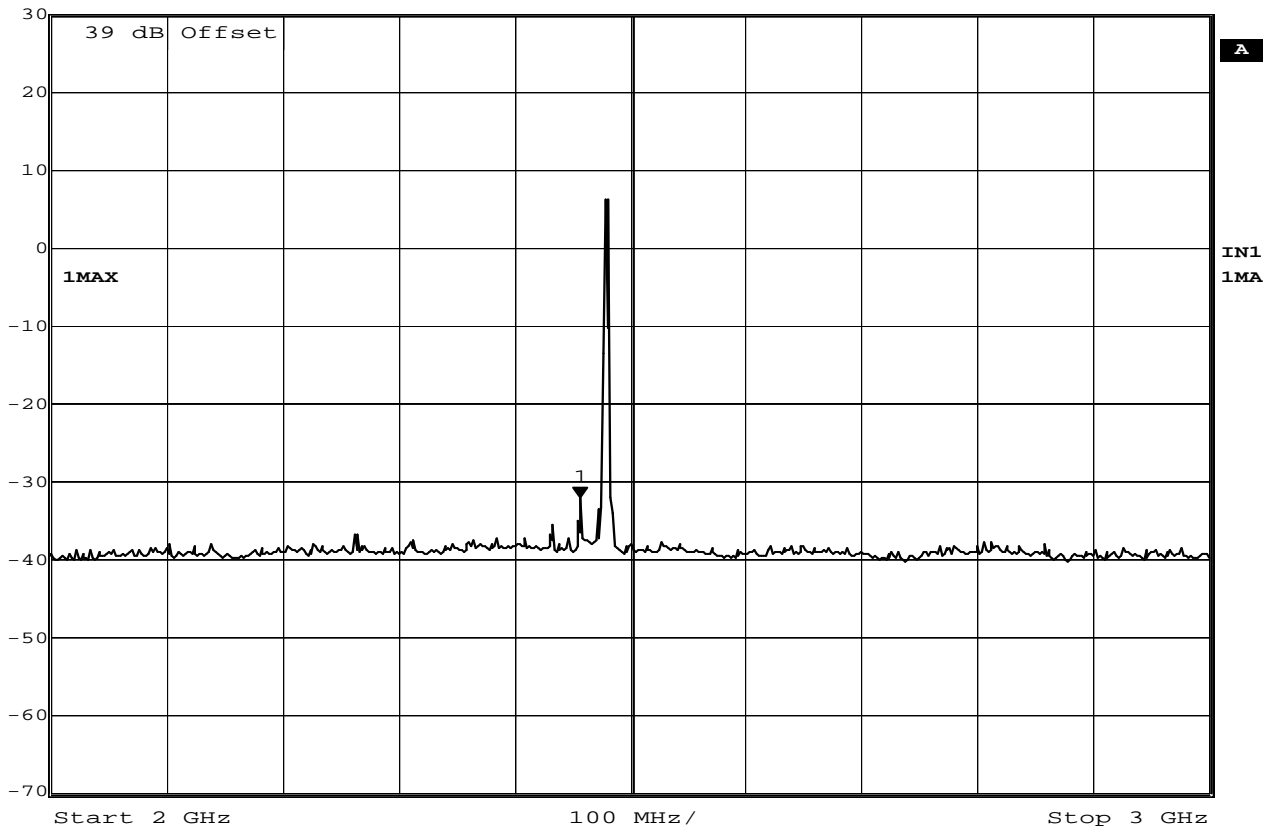
Date: 4.MAY.2011 10:25:10

Intermodulation Tests – Antenna Conducted

MANUFACTURER : Shure, Inc.
 MODEL NUMBER : AXT100 L3
 SERIAL NUMBER :
 TEST MODE : Tx @ 638MHz
 NOTES : 100mW, Zigbee Tx at 2480MHz
 TEST DATE : May 4, 2011
 TEST PARAMETERS :
 NOTES :
 EQUIPMENT USED : RBA0, T2D7, T2S3



	Ref Lvl	Marker 1 [T1]	RBW	1 MHz	RF Att	10 dB
	30 dBm	-32.21 dBm	VBW	100 kHz		
		2.45691383 GHz	SWT	25 ms	Unit	dBm



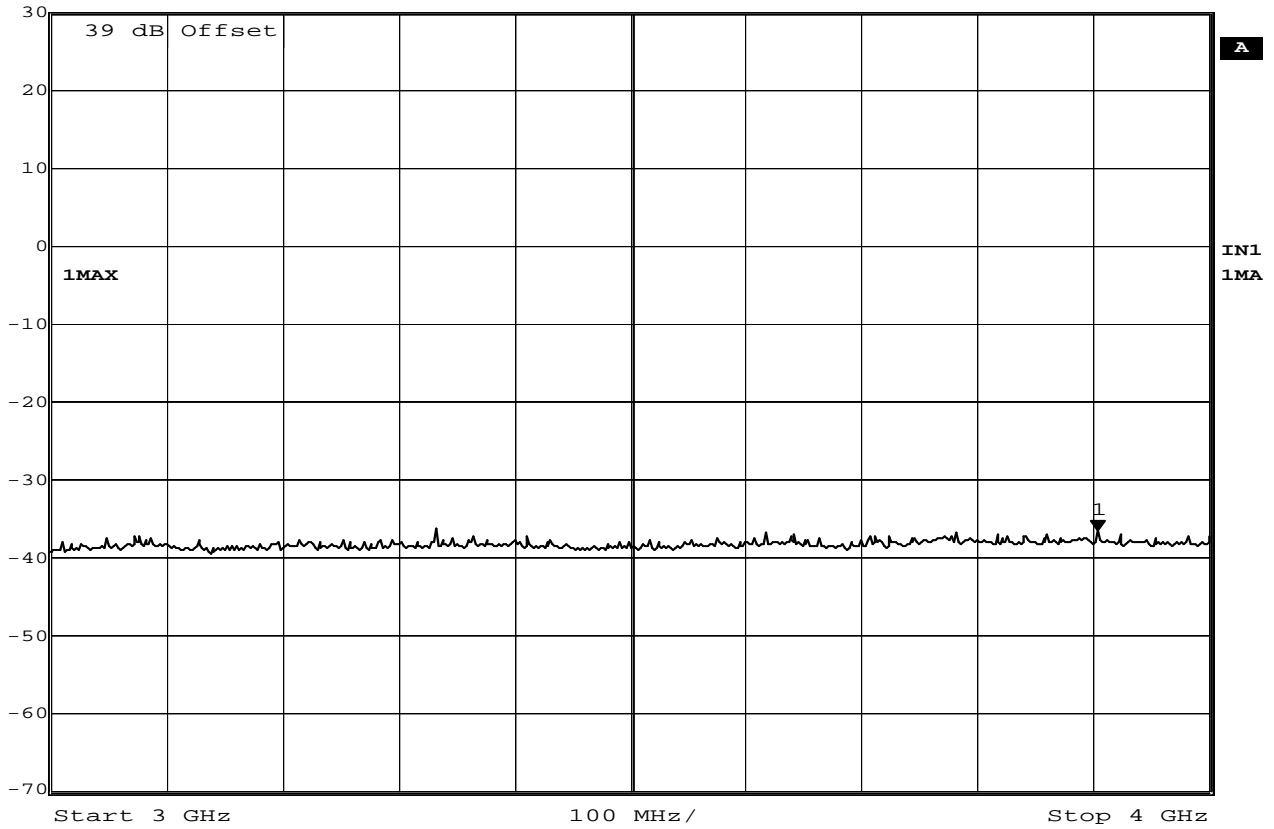
Date: 4.MAY.2011 10:26:04

Intermodulation Tests – Antenna Conducted

MANUFACTURER	:	Shure, Inc.
MODEL NUMBER	:	AXT100 L3
SERIAL NUMBER	:	
TEST MODE	:	Tx @ 638MHz
NOTES	:	100mW, Zigbee Tx at 2480MHz
TEST DATE	:	May 4, 2011
TEST PARAMETERS	:	
NOTES	:	
EQUIPMENT USED	:	RBA0, T2D7, T2S3



Marker 1 [T1] RBW 1 MHz RF Att 10 dB
 Ref Lvl -36.68 dBm VBW 100 kHz
 30 dBm 3.90380762 GHz SWT 25 ms Unit dBm



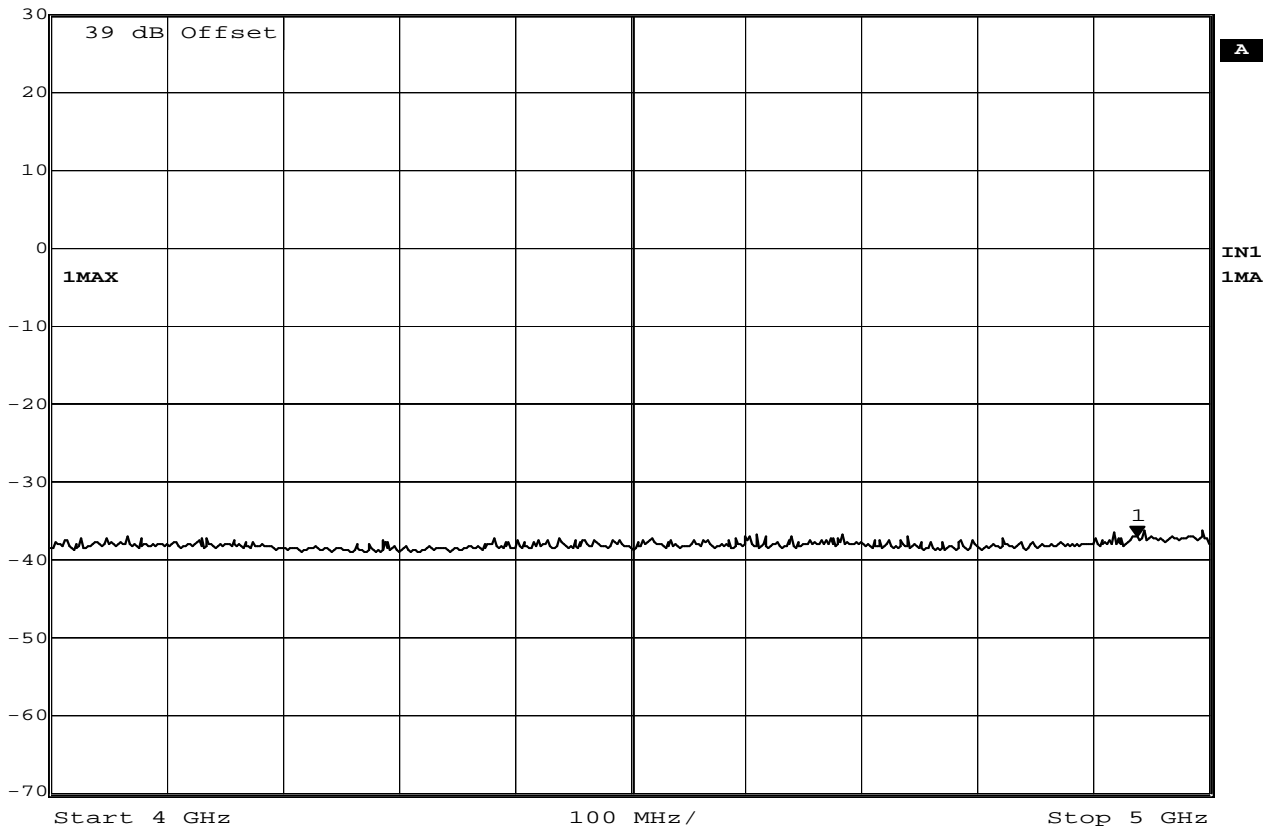
Date: 4.MAY.2011 10:27:22

Intermodulation Tests – Antenna Conducted

MANUFACTURER : Shure, Inc.
 MODEL NUMBER : AXT100 L3
 SERIAL NUMBER :
 TEST MODE : Tx @ 638MHz
 NOTES : 100mW, Zigbee Tx at 2480MHz
 TEST DATE : May 4, 2011
 TEST PARAMETERS :
 NOTES :
 EQUIPMENT USED : RBA0, T2D7, T2S3



Marker 1 [T1] RBW 1 MHz RF Att 10 dB
 Ref Lvl -37.11 dBm VBW 100 kHz
 30 dBm 4.93787575 GHz SWT 25 ms Unit dBm




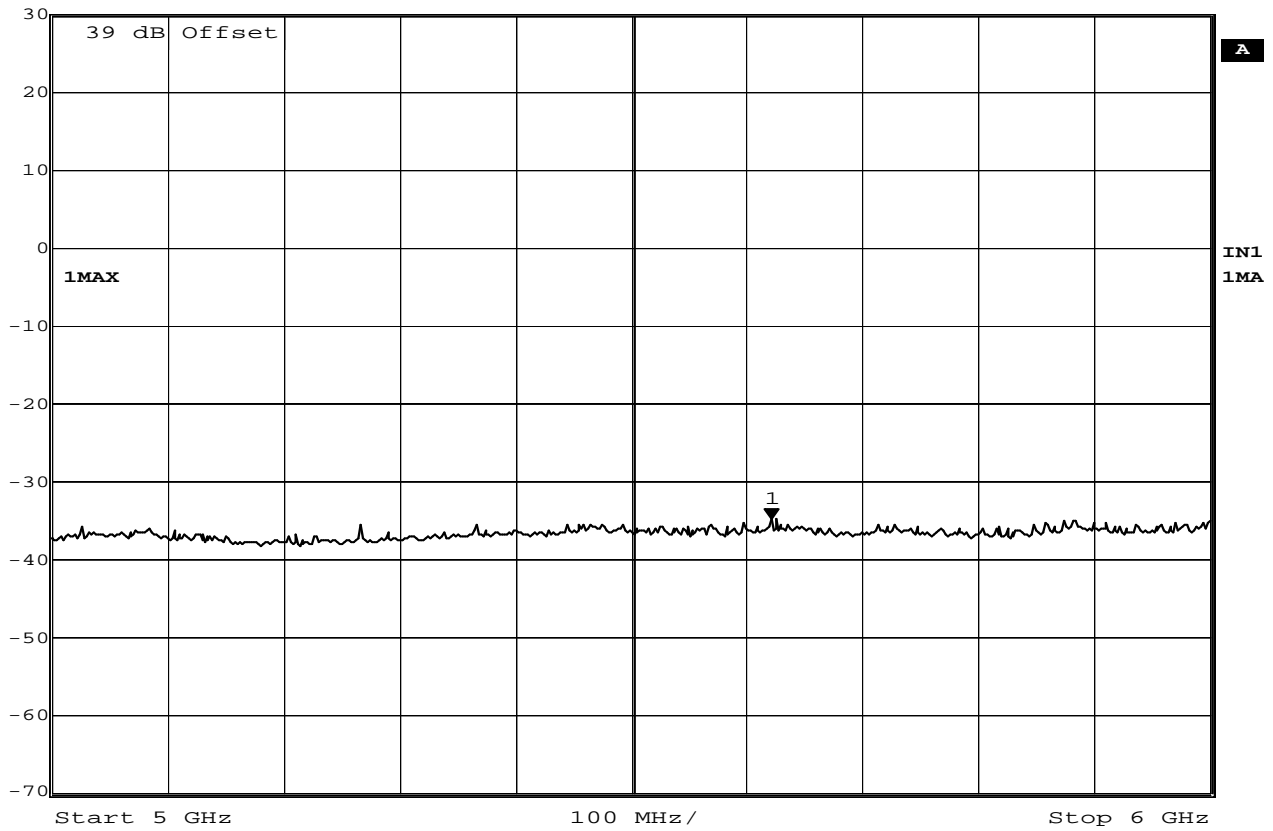
Date: 4.MAY.2011 10:28:28

Intermodulation Tests – Antenna Conducted

MANUFACTURER : Shure, Inc.
 MODEL NUMBER : AXT100 L3
 SERIAL NUMBER :
 TEST MODE : Tx @ 638MHz
 NOTES : 100mW, Zigbee Tx at 2480MHz
 TEST DATE : May 4, 2011
 TEST PARAMETERS :
 NOTES :
 EQUIPMENT USED : RBA0, T2D7, T2S3




 Marker 1 [T1] RBW 1 MHz RF Att 10 dB
 Ref Lvl -34.84 dBm VBW 100 kHz
 30 dBm 5.62124248 GHz SWT 25 ms Unit dBm



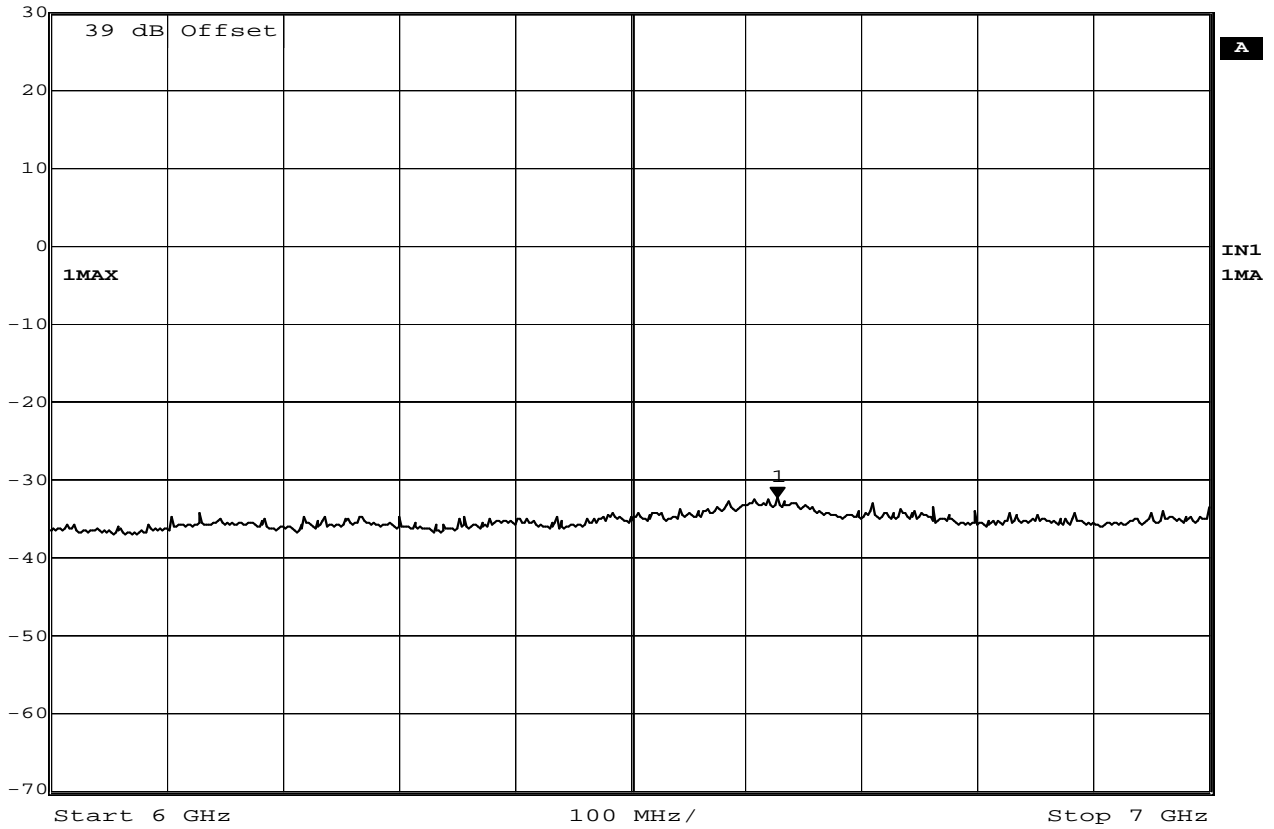
Date: 4.MAY.2011 10:29:37

Intermodulation Tests – Antenna Conducted

MANUFACTURER : Shure, Inc.
 MODEL NUMBER : AXT100 L3
 SERIAL NUMBER :
 TEST MODE : Tx @ 638MHz
 NOTES : 100mW, Zigbee Tx at 2480MHz
 TEST DATE : May 4, 2011
 TEST PARAMETERS :
 NOTES :
 EQUIPMENT USED : RBA0, T2D7, T2S3



Marker 1 [T1] RBW 1 MHz RF Att 10 dB
 Ref Lvl -32.26 dBm VBW 100 kHz
 30 dBm 6.62725451 GHz SWT 25 ms Unit dBm



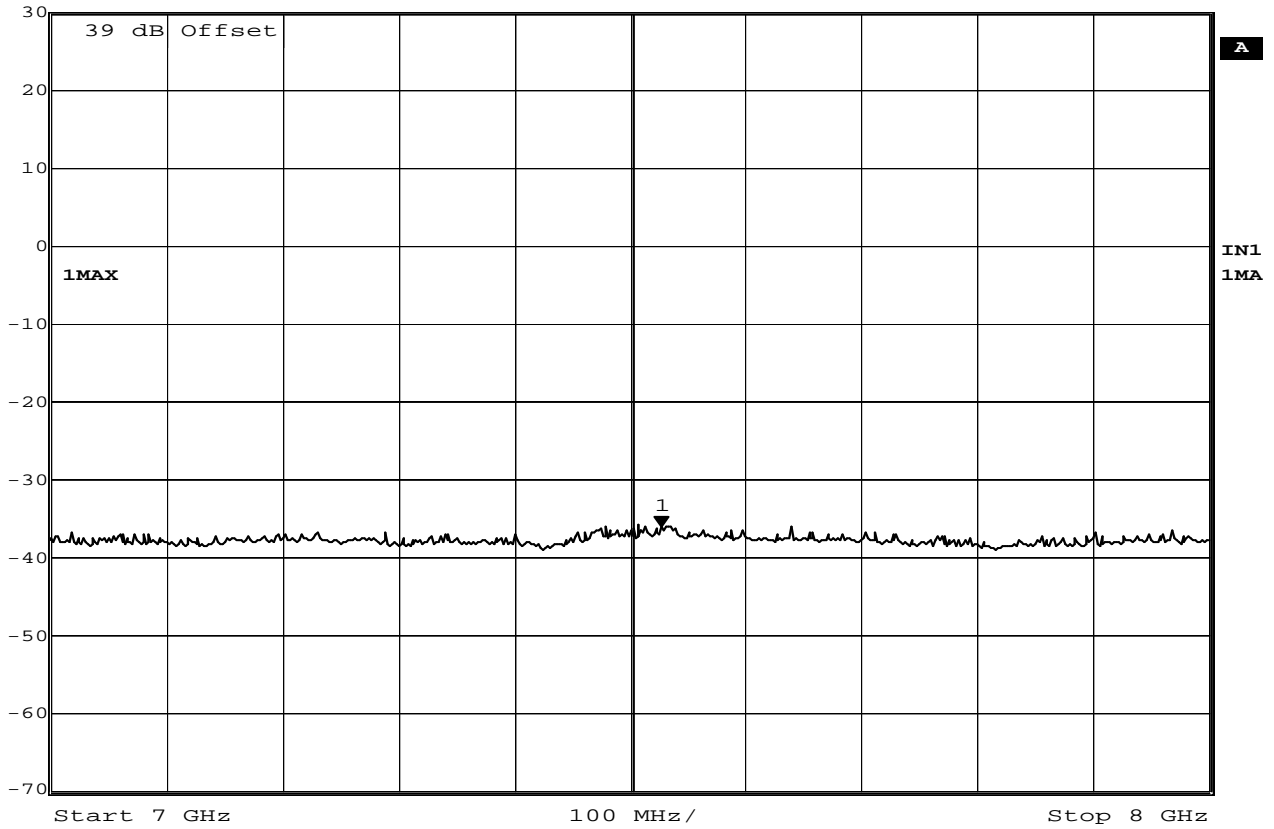
Date: 4.MAY.2011 10:30:41

Intermodulation Tests – Antenna Conducted

MANUFACTURER : Shure, Inc.
 MODEL NUMBER : AXT100 L3
 SERIAL NUMBER :
 TEST MODE : Tx @ 638MHz
 NOTES : 100mW, Zigbee Tx at 2480MHz
 TEST DATE : May 4, 2011
 TEST PARAMETERS :
 NOTES :
 EQUIPMENT USED : RBA0, T2D7, T2S3



Marker 1 [T1] RBW 1 MHz RF Att 10 dB
 Ref Lvl -36.04 dBm VBW 100 kHz
 30 dBm 7.52705411 GHz SWT 25 ms Unit dBm



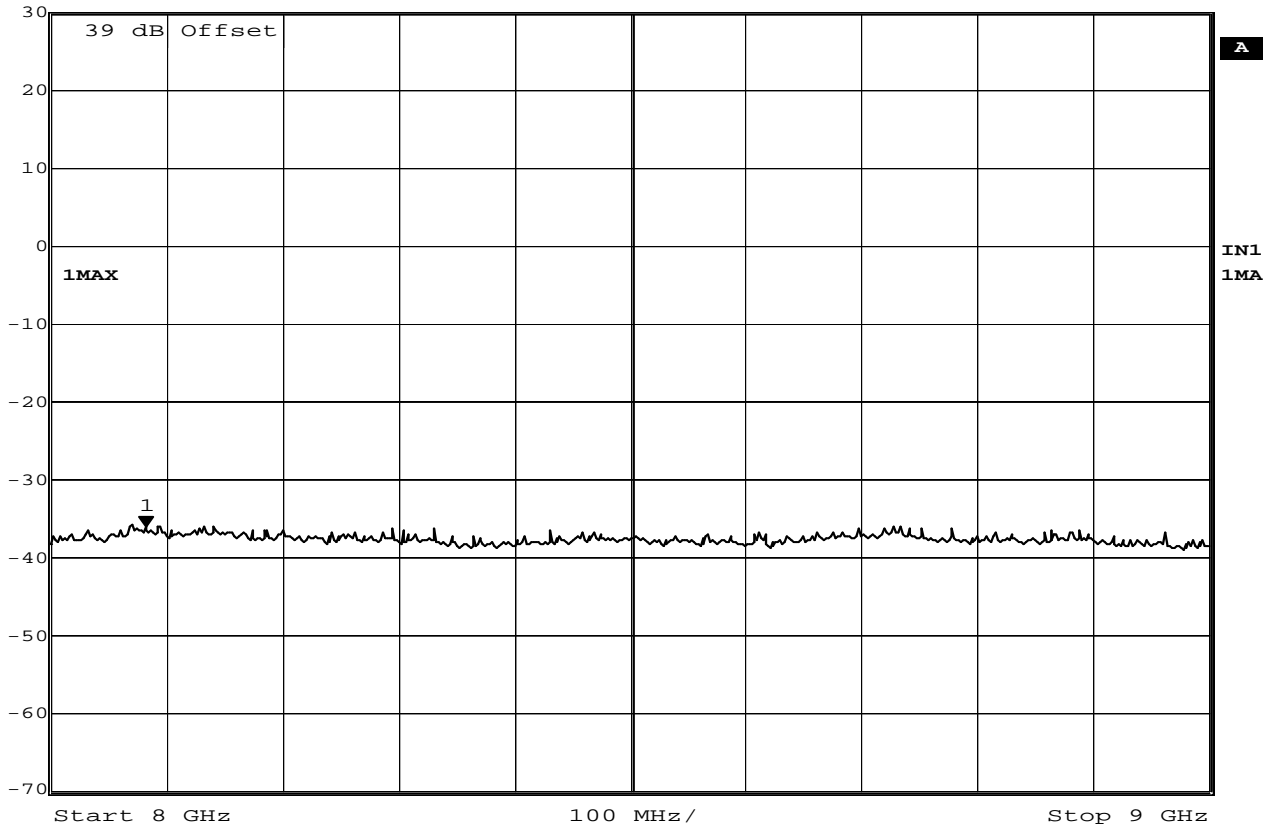
Date: 4.MAY.2011 10:31:44

Intermodulation Tests – Antenna Conducted

MANUFACTURER : Shure, Inc.
 MODEL NUMBER : AXT100 L3
 SERIAL NUMBER :
 TEST MODE : Tx @ 638MHz
 NOTES : 100mW, Zigbee Tx at 2480MHz
 TEST DATE : May 4, 2011
 TEST PARAMETERS :
 NOTES :
 EQUIPMENT USED : RBA0, T2D7, T2S3



Marker 1 [T1] RBW 1 MHz RF Att 10 dB
 Ref Lvl -36.10 dBm VBW 100 kHz
 30 dBm 8.08216433 GHz SWT 25 ms Unit dBm



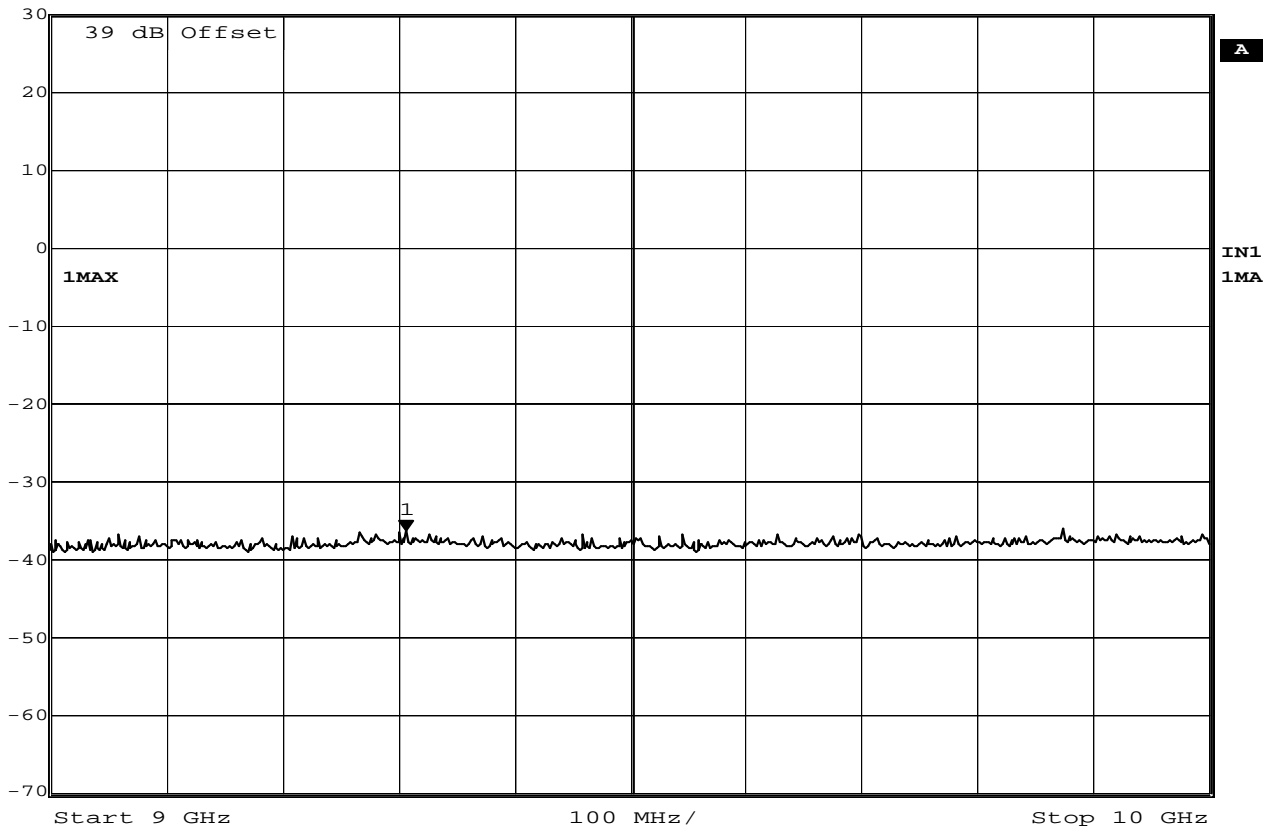
Date: 4.MAY.2011 10:32:49

Intermodulation Tests – Antenna Conducted

MANUFACTURER : Shure, Inc.
 MODEL NUMBER : AXT100 L3
 SERIAL NUMBER :
 TEST MODE : Tx @ 638MHz
 NOTES : 100mW, Zigbee Tx at 2480MHz
 TEST DATE : May 4, 2011
 TEST PARAMETERS :
 NOTES :
 EQUIPMENT USED : RBA0, T2D7, T2S3



Marker 1 [T1] RBW 1 MHz RF Att 10 dB
 Ref Lvl -36.34 dBm VBW 100 kHz
 30 dBm 9.30661323 GHz SWT 25 ms Unit dBm




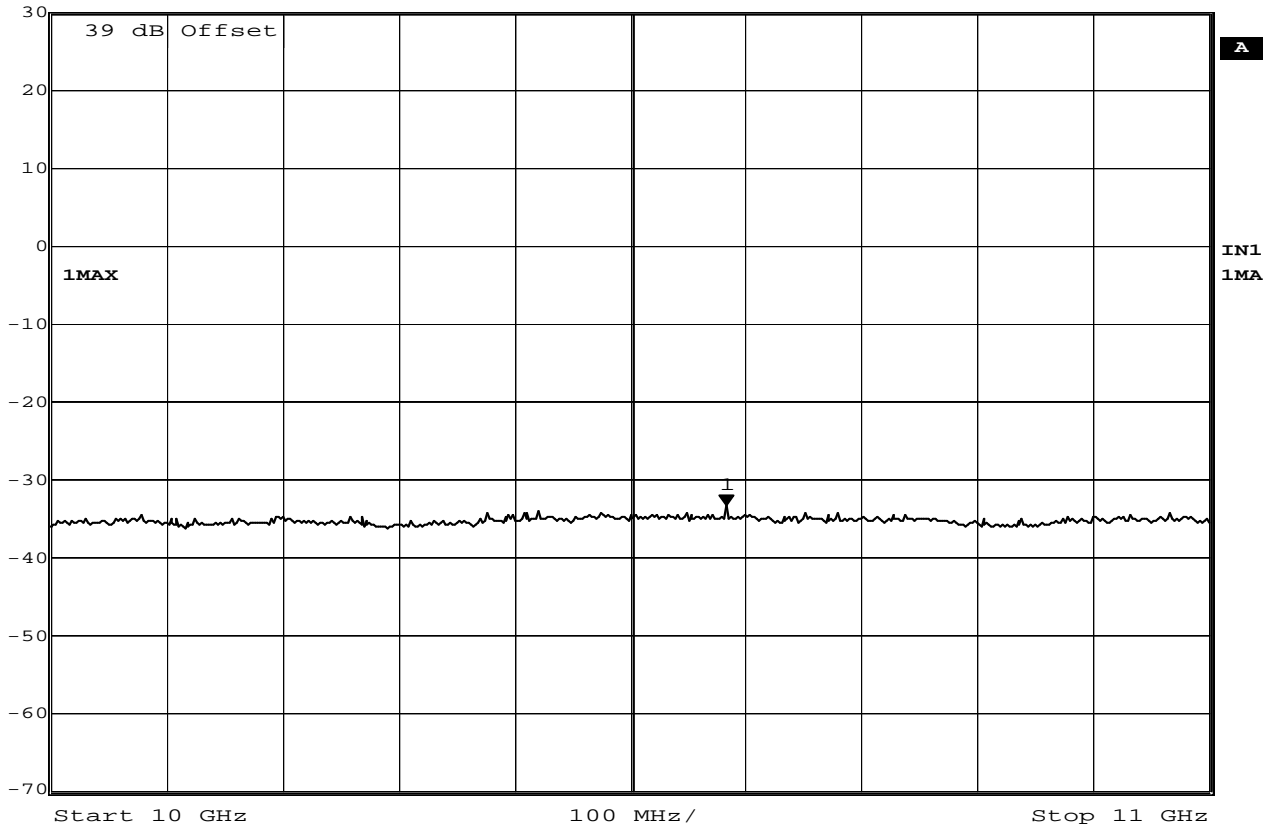
Date: 4.MAY.2011 10:33:43

Intermodulation Tests – Antenna Conducted

MANUFACTURER : Shure, Inc.
 MODEL NUMBER : AXT100 L3
 SERIAL NUMBER :
 TEST MODE : Tx @ 638MHz
 NOTES : 100mW, Zigbee Tx at 2480MHz
 TEST DATE : May 4, 2011
 TEST PARAMETERS :
 NOTES :
 EQUIPMENT USED : RBA0, T2D7, T2S3




 Marker 1 [T1] RBW 1 MHz RF Att 10 dB
 Ref Lvl -33.49 dBm VBW 100 kHz
 30 dBm 10.58316633 GHz SWT 25 ms Unit dBm



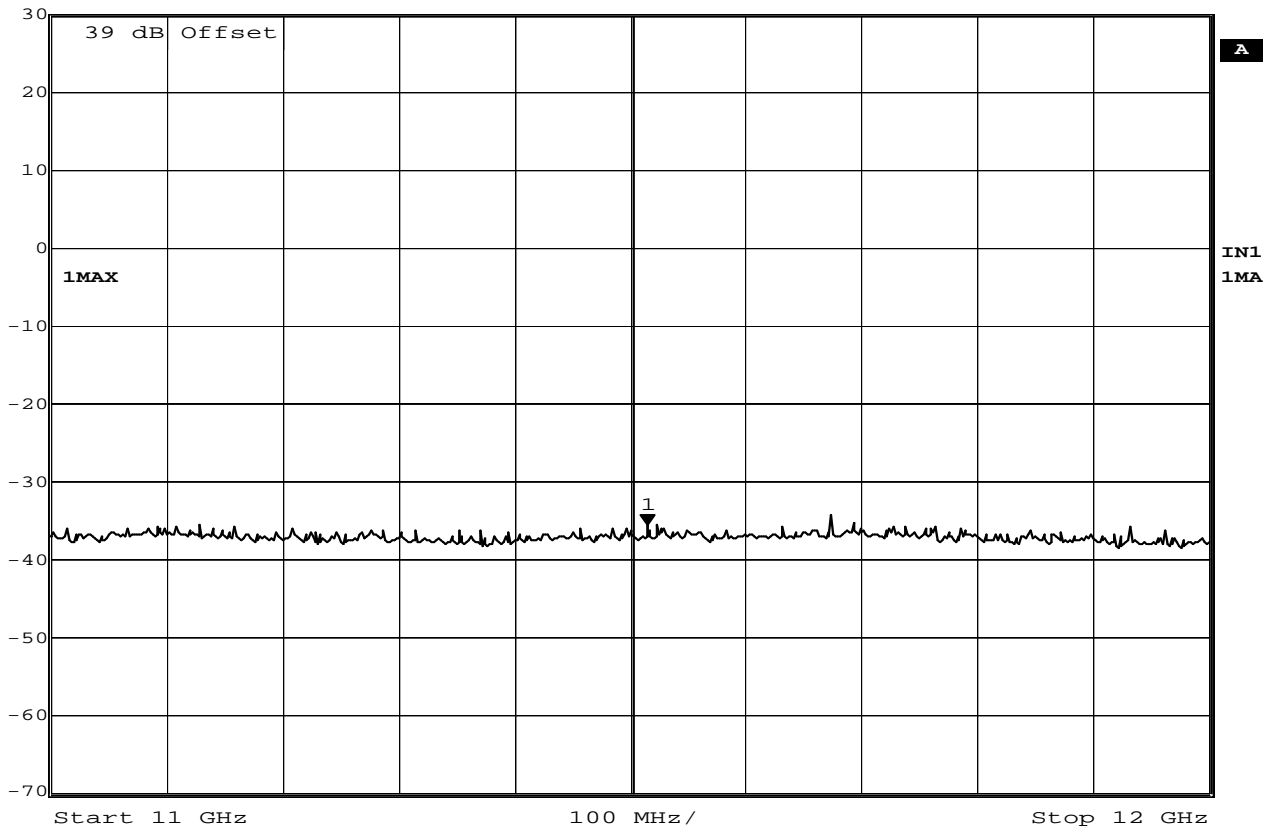
Date: 4.MAY.2011 11:35:12

Intermodulation Tests – Antenna Conducted

MANUFACTURER : Shure, Inc.
 MODEL NUMBER : AXT100 L3
 SERIAL NUMBER :
 TEST MODE : Tx @ 638MHz
 NOTES : 100mW, Zigbee Tx at 2480MHz
 TEST DATE : May 4, 2011
 TEST PARAMETERS :
 NOTES :
 EQUIPMENT USED : RBA0, T2D7, T2S3



Marker 1 [T1] RBW 1 MHz RF Att 10 dB
 Ref Lvl -35.54 dBm VBW 100 kHz
 30 dBm 11.51503006 GHz SWT 25 ms Unit dBm



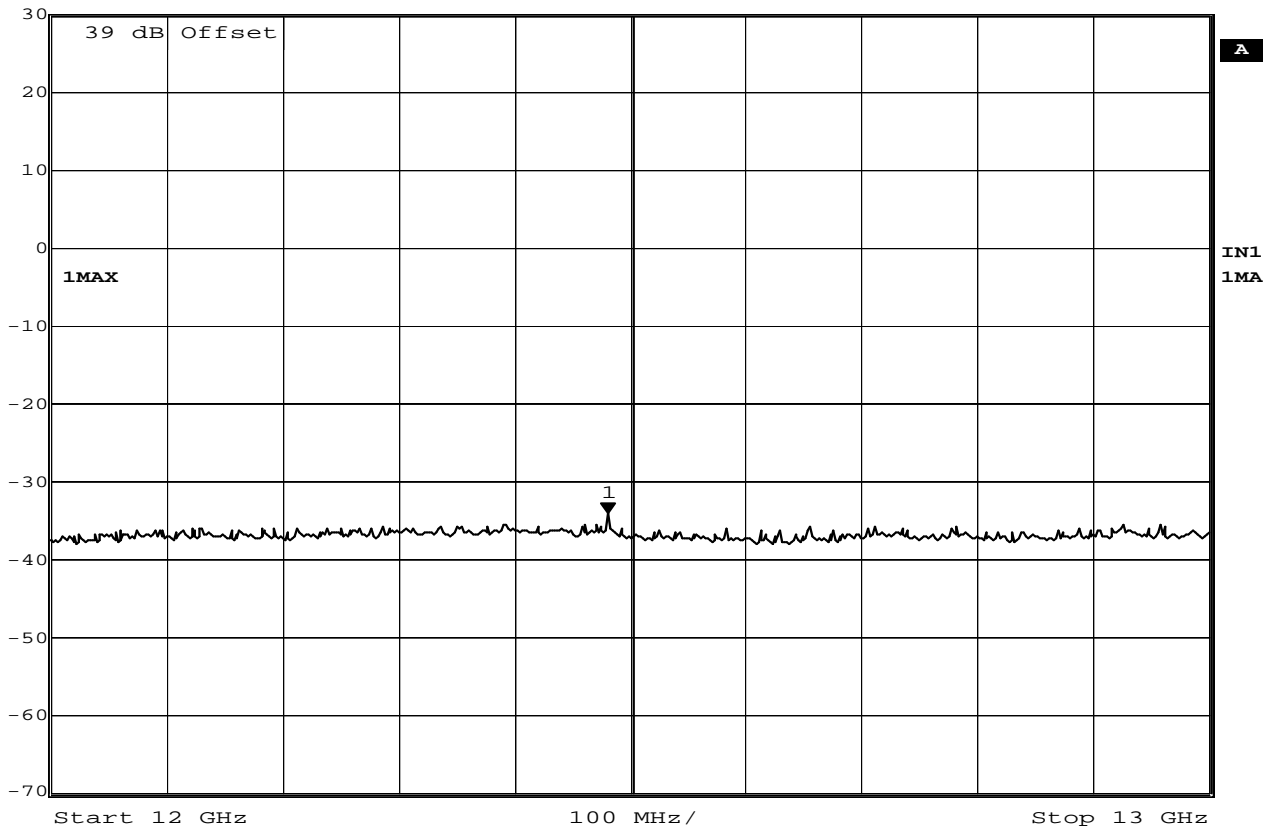
Date: 4.MAY.2011 11:35:56

Intermodulation Tests – Antenna Conducted

MANUFACTURER : Shure, Inc.
 MODEL NUMBER : AXT100 L3
 SERIAL NUMBER :
 TEST MODE : Tx @ 638MHz
 NOTES : 100mW, Zigbee Tx at 2480MHz
 TEST DATE : May 4, 2011
 TEST PARAMETERS :
 NOTES :
 EQUIPMENT USED : RBA0, T2D7, T2S3



Marker 1 [T1] RBW 1 MHz RF Att 10 dB
 Ref Lvl -34.24 dBm VBW 100 kHz
 30 dBm 12.48096192 GHz SWT 25 ms Unit dBm



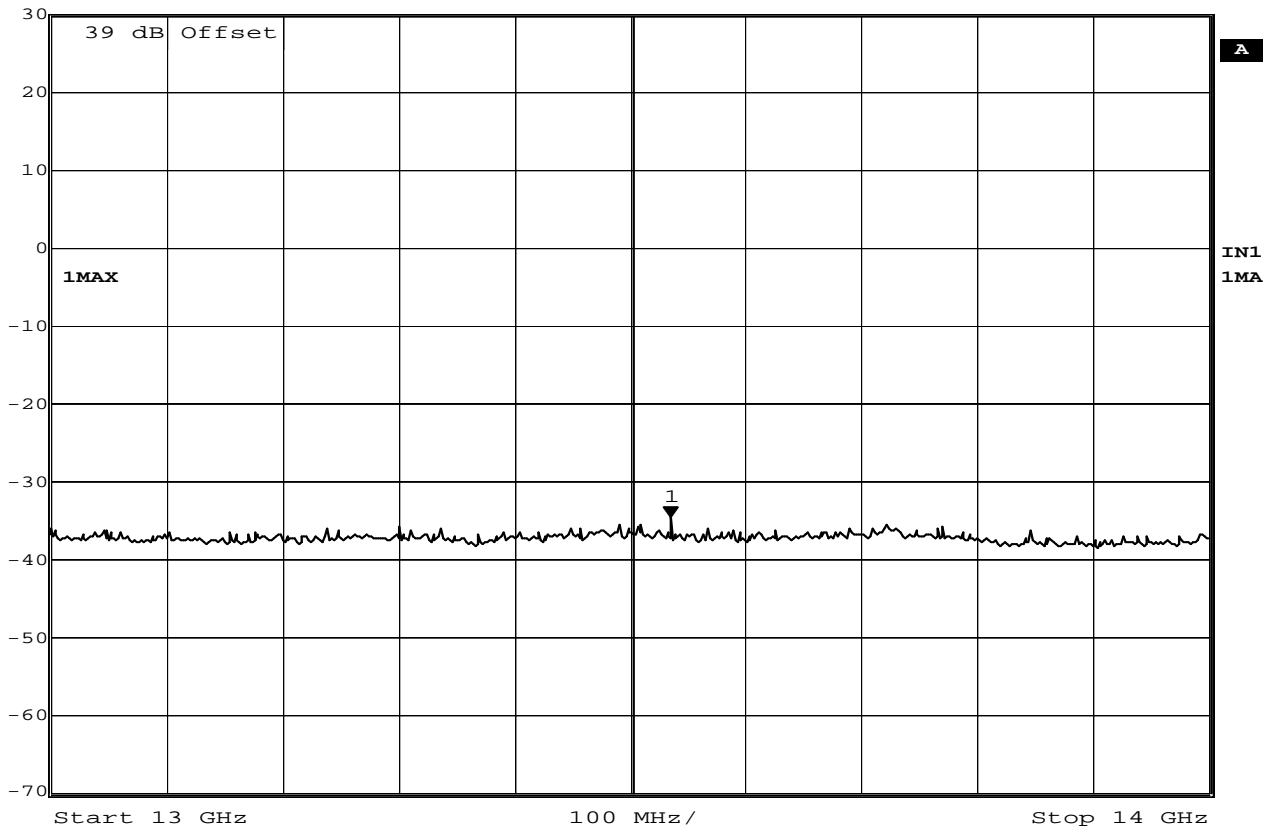
Date: 4.MAY.2011 11:37:46

Intermodulation Tests – Antenna Conducted

MANUFACTURER : Shure, Inc.
 MODEL NUMBER : AXT100 L3
 SERIAL NUMBER :
 TEST MODE : Tx @ 638MHz
 NOTES : 100mW, Zigbee Tx at 2480MHz
 TEST DATE : May 4, 2011
 TEST PARAMETERS :
 NOTES :
 EQUIPMENT USED : RBA0, T2D7, T2S3



Marker 1 [T1] RBW 1 MHz RF Att 10 dB
 Ref Lvl -34.75 dBm VBW 100 kHz
 30 dBm 13.53507014 GHz SWT 25 ms Unit dBm



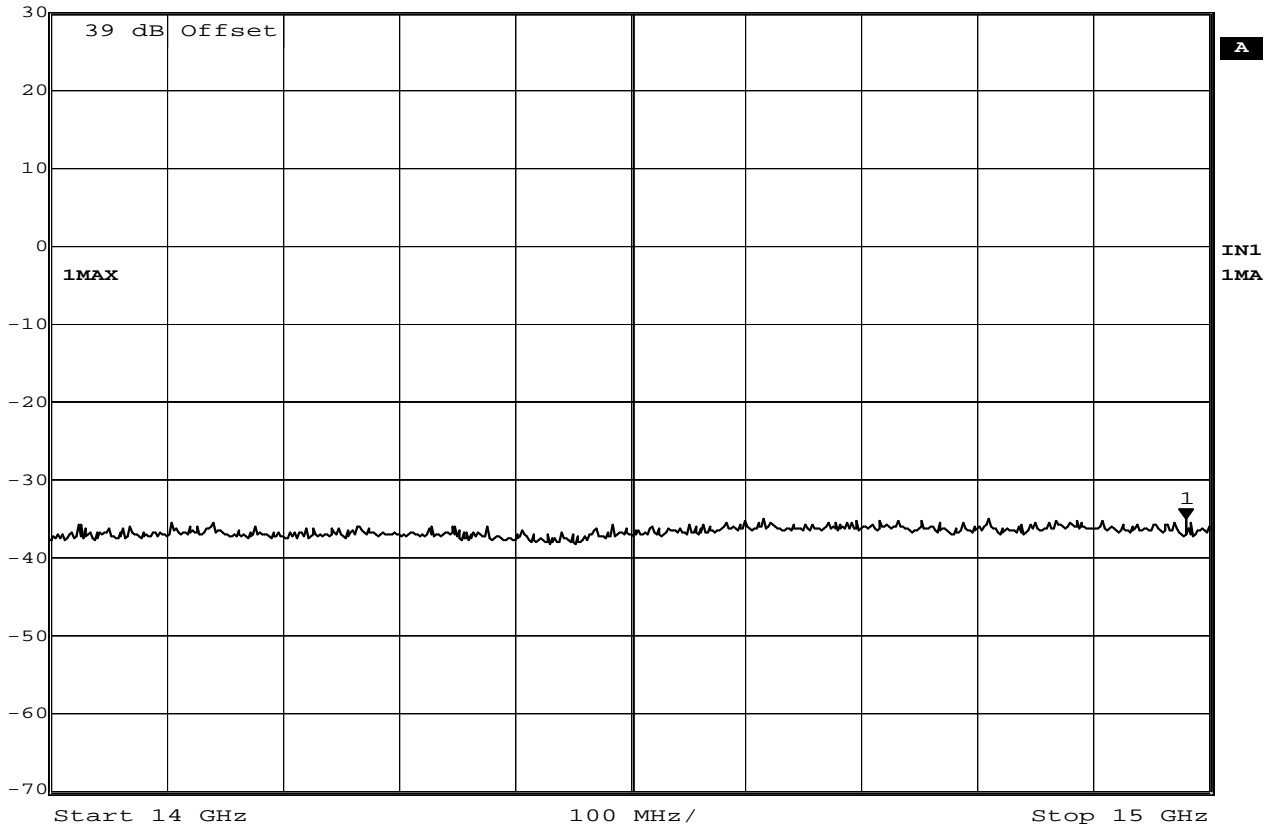
Date: 4.MAY.2011 11:38:51

Intermodulation Tests – Antenna Conducted

MANUFACTURER : Shure, Inc.
 MODEL NUMBER : AXT100 L3
 SERIAL NUMBER :
 TEST MODE : Tx @ 638MHz
 NOTES : 100mW, Zigbee Tx at 2480MHz
 TEST DATE : May 4, 2011
 TEST PARAMETERS :
 NOTES :
 EQUIPMENT USED : RBA0, T2D7, T2S3



Marker 1 [T1] RBW 1 MHz RF Att 10 dB
 Ref Lvl -35.17 dBm VBW 100 kHz
 30 dBm 14.97995992 GHz SWT 25 ms Unit dBm



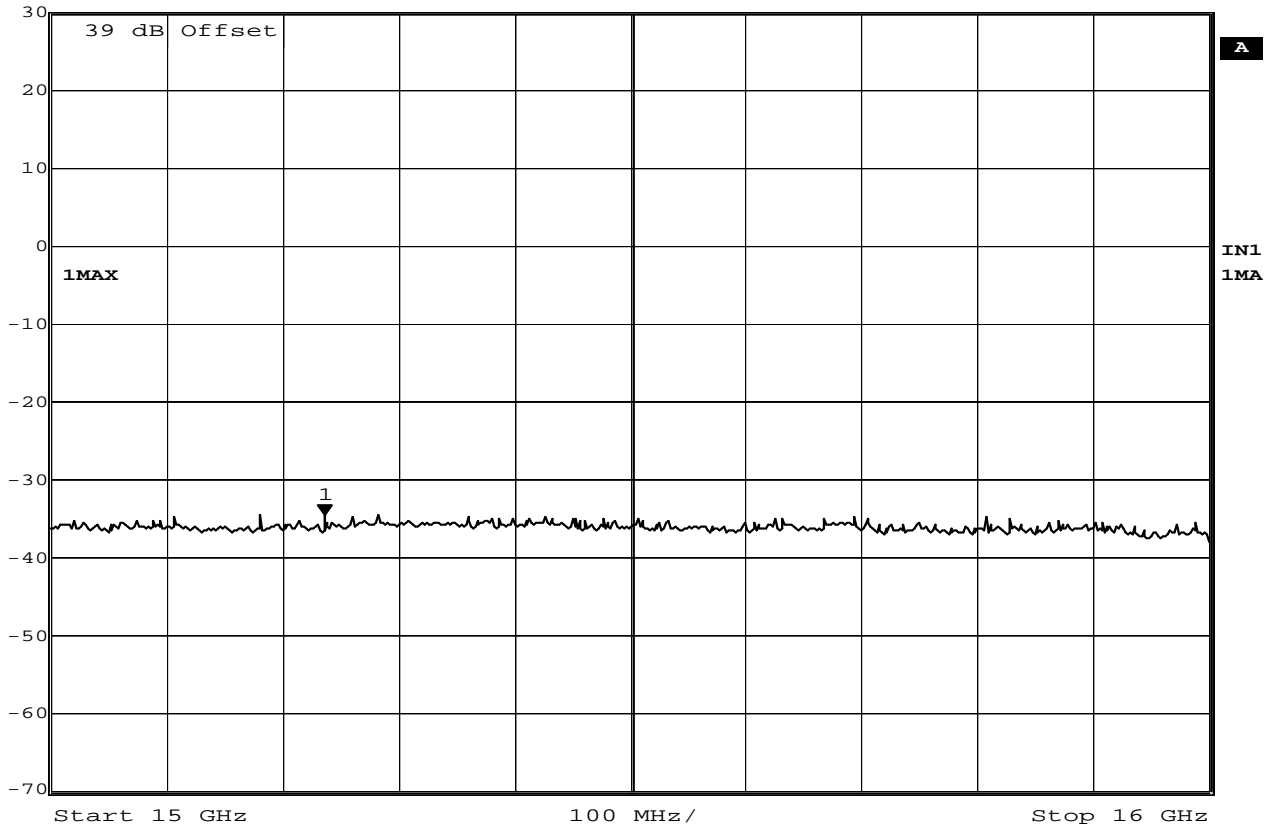
Date: 4.MAY.2011 11:39:52

Intermodulation Tests – Antenna Conducted

MANUFACTURER : Shure, Inc.
 MODEL NUMBER : AXT100 L3
 SERIAL NUMBER :
 TEST MODE : Tx @ 638MHz
 NOTES : 100mW, Zigbee Tx at 2480MHz
 TEST DATE : May 4, 2011
 TEST PARAMETERS :
 NOTES :
 EQUIPMENT USED : RBA0, T2D7, T2S3



Marker 1 [T1] RBW 1 MHz RF Att 10 dB
 Ref Lvl -34.63 dBm VBW 100 kHz
 30 dBm 15.23647295 GHz SWT 25 ms Unit dBm



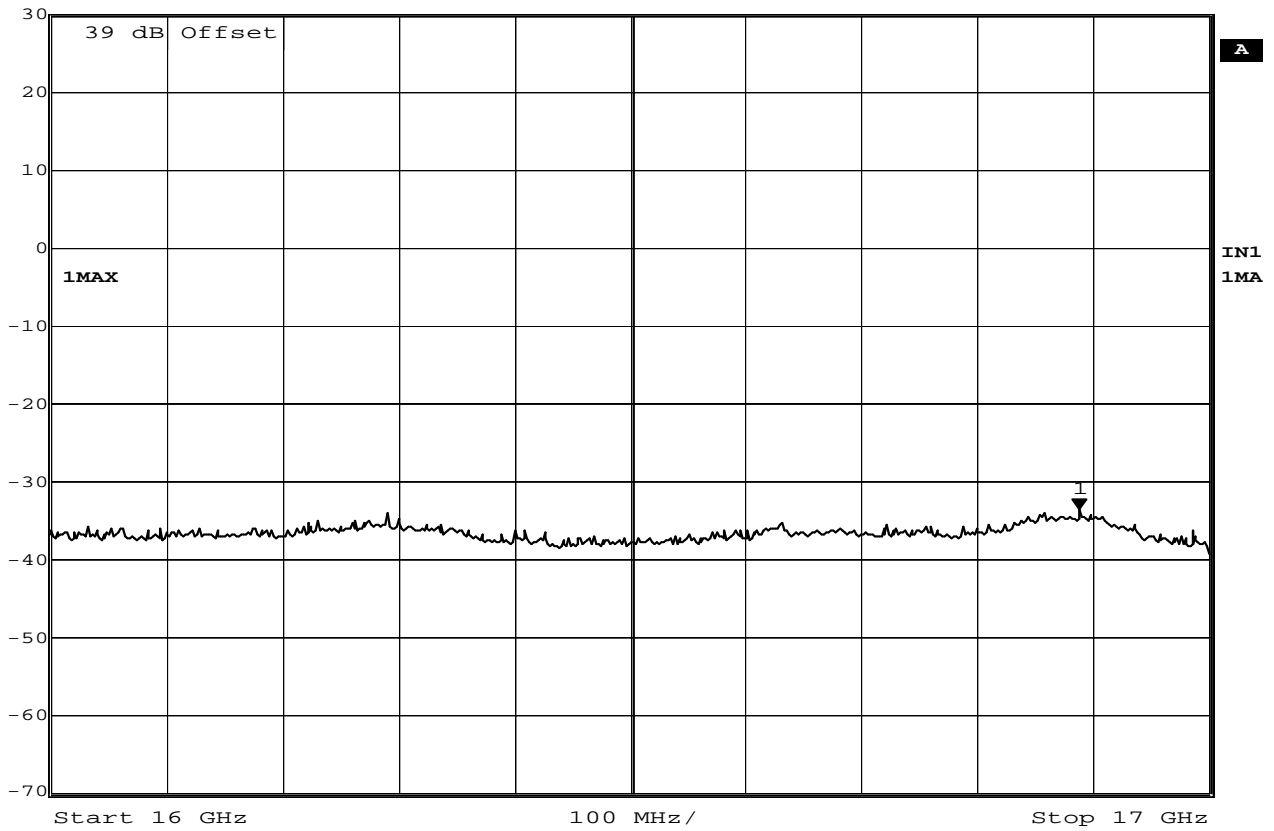
Date: 4.MAY.2011 11:41:56

Intermodulation Tests – Antenna Conducted

MANUFACTURER : Shure, Inc.
 MODEL NUMBER : AXT100 L3
 SERIAL NUMBER :
 TEST MODE : Tx @ 638MHz
 NOTES : 100mW, Zigbee Tx at 2480MHz
 TEST DATE : May 4, 2011
 TEST PARAMETERS :
 NOTES :
 EQUIPMENT USED : RBA0, T2D7, T2S3



Marker 1 [T1] RBW 1 MHz RF Att 10 dB
 Ref Lvl -33.54 dBm VBW 100 kHz
 30 dBm 16.88777555 GHz SWT 25 ms Unit dBm



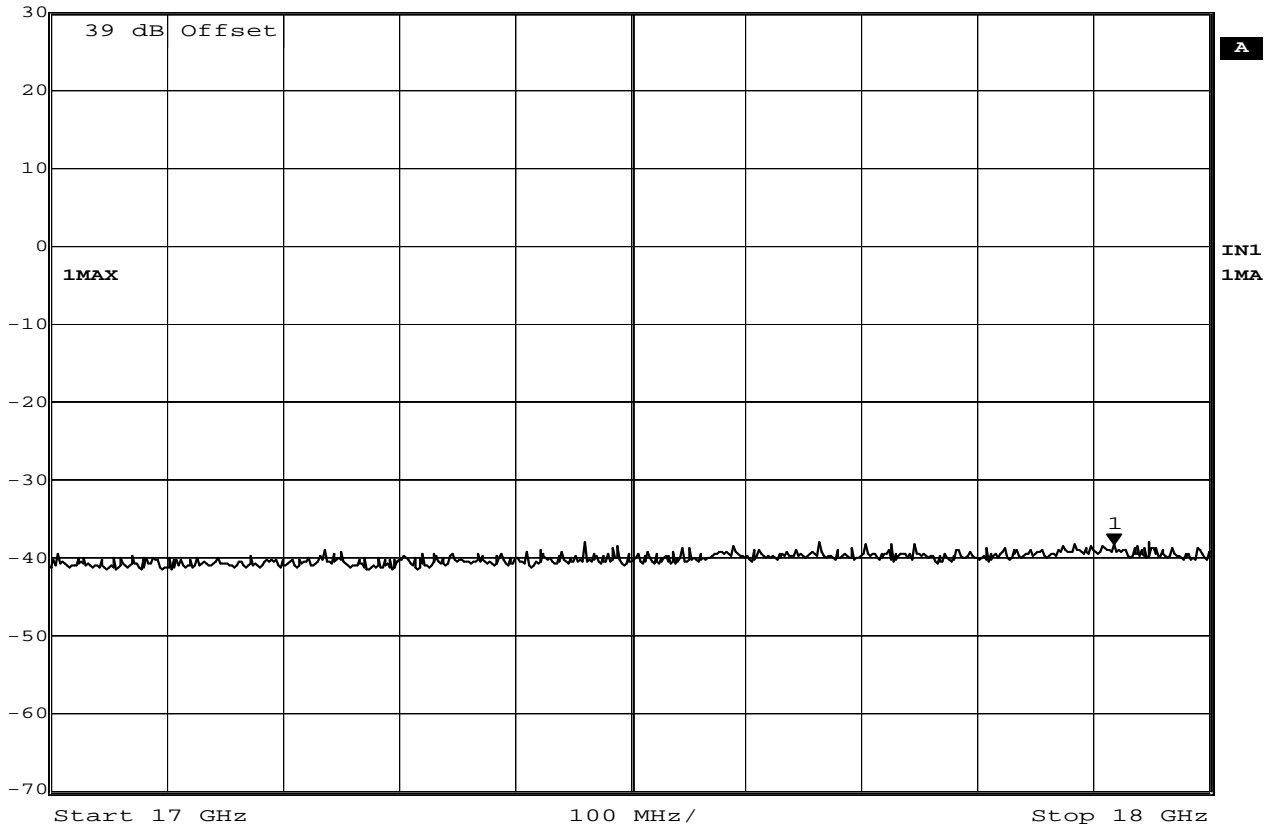
Date: 4.MAY.2011 11:43:32

Intermodulation Tests – Antenna Conducted

MANUFACTURER : Shure, Inc.
 MODEL NUMBER : AXT100 L3
 SERIAL NUMBER :
 TEST MODE : Tx @ 638MHz
 NOTES : 100mW, Zigbee Tx at 2480MHz
 TEST DATE : May 4, 2011
 TEST PARAMETERS :
 NOTES :
 EQUIPMENT USED : RBA0, T2D7, T2S3



Ref Lvl	Marker 1 [T1]	RBW	100 kHz	RF Att	10 dB
30 dBm	-38.25 dBm	VBW	100 kHz		
	17.91783567 GHz	SWT	250 ms	Unit	dBm




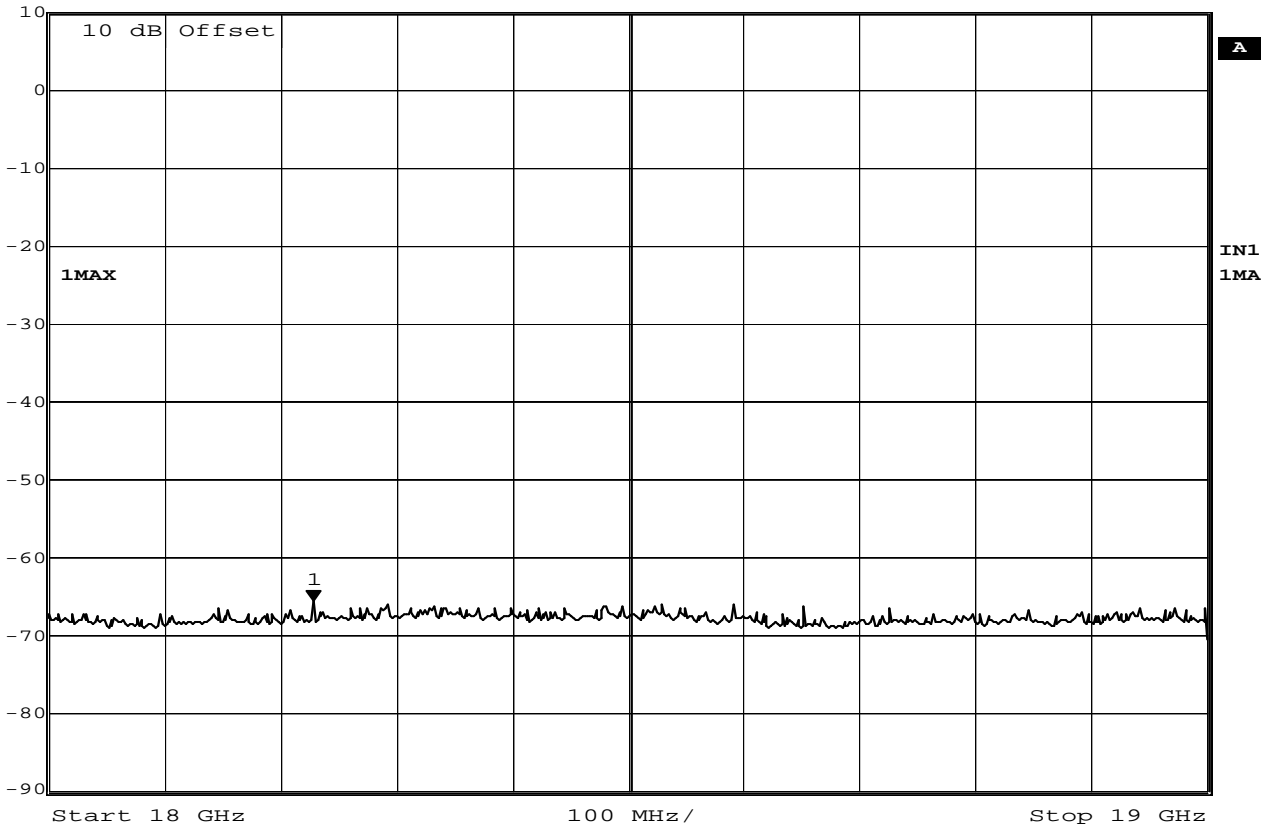
Date: 4.MAY.2011 11:59:05

Intermodulation Tests – Antenna Conducted

MANUFACTURER	:	Shure, Inc.
MODEL NUMBER	:	AXT100 L3
SERIAL NUMBER	:	
TEST MODE	:	Tx @ 638MHz
NOTES	:	100mW, Zigbee Tx at 2480MHz
TEST DATE	:	May 4, 2011
TEST PARAMETERS	:	
NOTES	:	
EQUIPMENT USED	:	RBA0, T2D7, T2S3



 Marker 1 [T1] RBW 100 kHz RF Att 10 dB
Ref Lvl -65.69 dBm VBW 100 kHz
10 dBm 18.22845691 GHz SWT 250 ms Unit dBm



Date: 4.MAY.2011 11:49:39

Intermodulation Tests – Antenna Conducted

MANUFACTURER : Shure, Inc.
MODEL NUMBER : AXT100 L3
SERIAL NUMBER :
TEST MODE : Tx @ 638MHz
NOTES : 100mW, Zigbee Tx at 2480MHz
TEST DATE : May 4, 2011
TEST PARAMETERS :
NOTES :
EQUIPMENT USED : RBA0, T1P0



Marker 1 [T1]

RBW 100 kHz RF Att 10 dB

Ref Lvl

-65.95 dBm

VBW 100 kHz

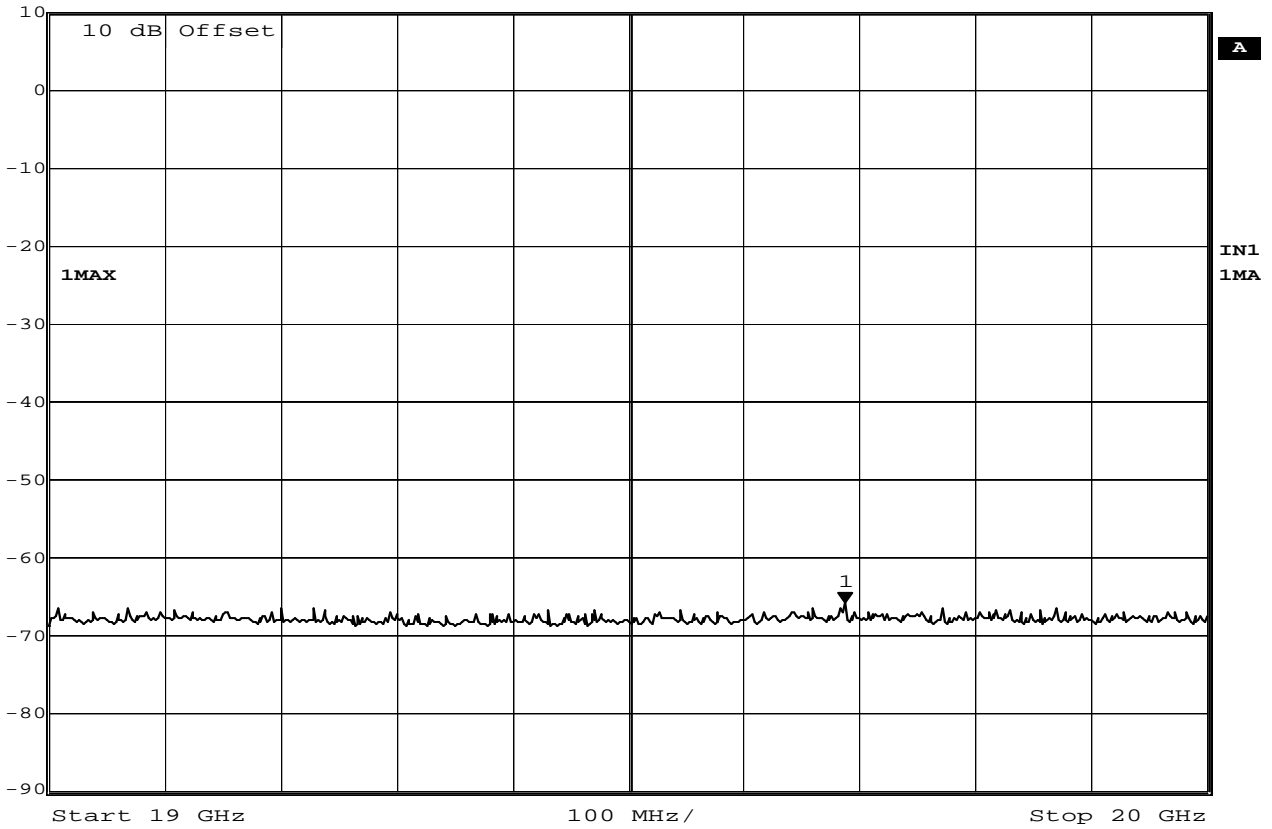
10 dBm

19.68737475 GHz

SWT 250 ms

Unit

dBm



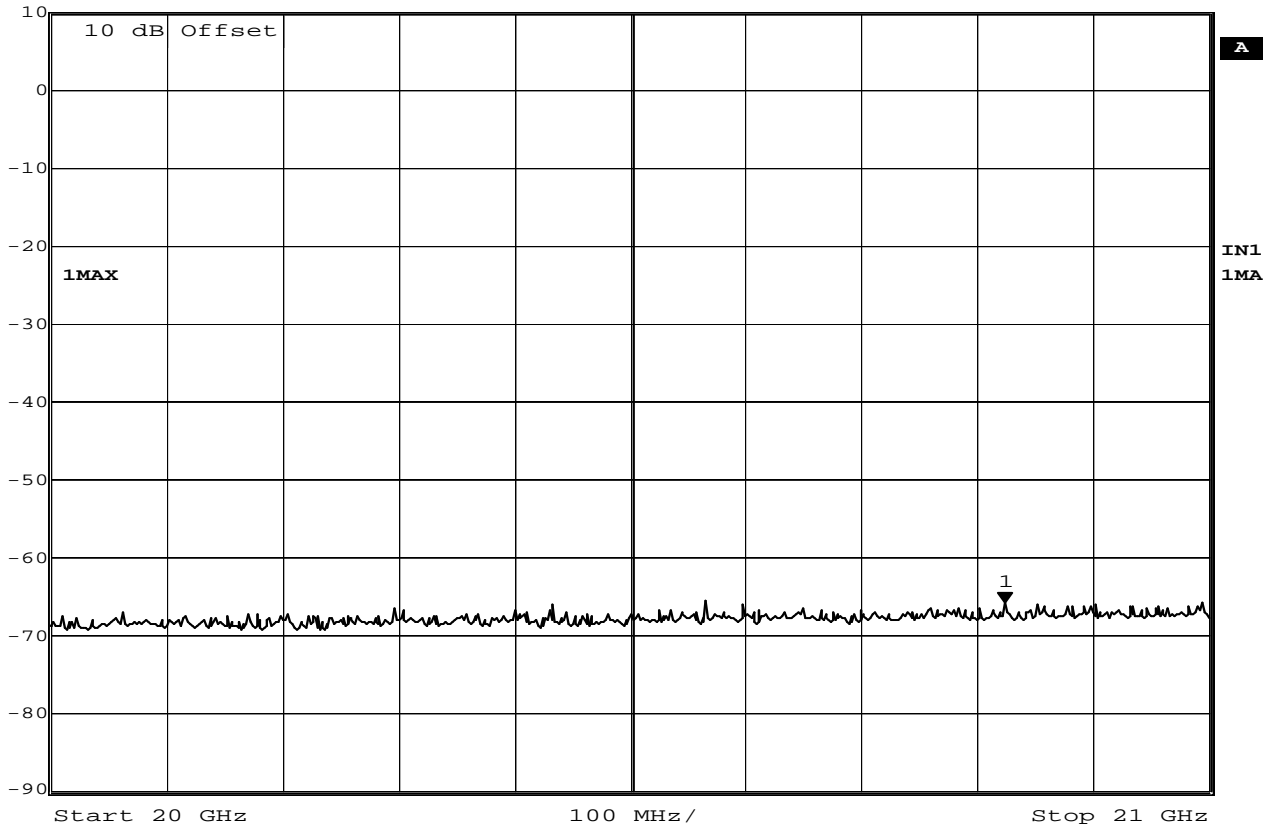
Date: 4.MAY.2011 11:51:48

Intermodulation Tests – Antenna Conducted

MANUFACTURER : Shure, Inc.
 MODEL NUMBER : AXT100 L3
 SERIAL NUMBER :
 TEST MODE : Tx @ 638MHz
 NOTES : 100mW, Zigbee Tx at 2480MHz
 TEST DATE : May 4, 2011
 TEST PARAMETERS :
 NOTES :
 EQUIPMENT USED : RBA0, T1P0



Marker 1 [T1] RBW 100 kHz RF Att 10 dB
 Ref Lvl -65.99 dBm VBW 100 kHz
 10 dBm 20.82364729 GHz SWT 250 ms Unit dBm



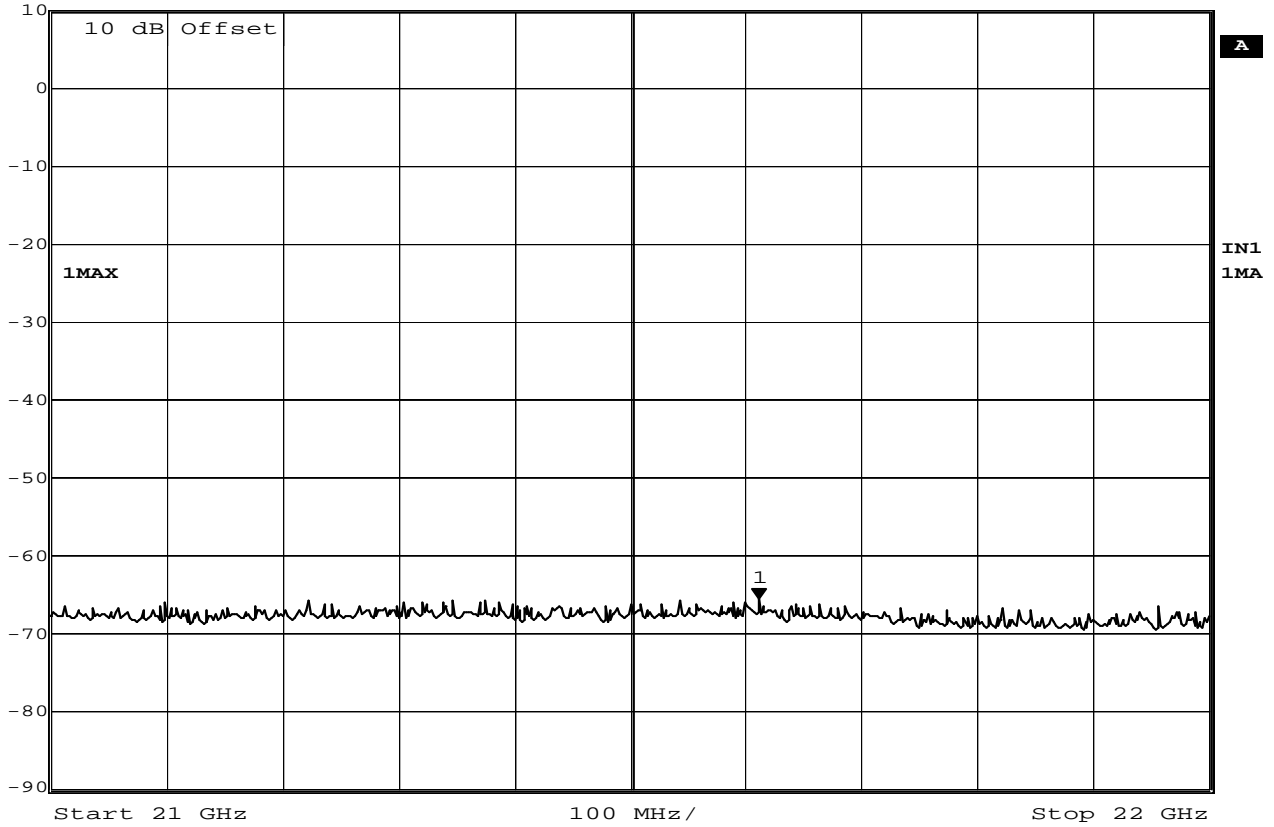
Date: 4.MAY.2011 11:52:48

Intermodulation Tests – Antenna Conducted

MANUFACTURER : Shure, Inc.
 MODEL NUMBER : AXT100 L3
 SERIAL NUMBER :
 TEST MODE : Tx @ 638MHz
 NOTES : 100mW, Zigbee Tx at 2480MHz
 TEST DATE : May 4, 2011
 TEST PARAMETERS :
 NOTES :
 EQUIPMENT USED : RBA0, T1P0



Marker 1 [T1] RBW 100 kHz RF Att 10 dB
 Ref Lvl -65.52 dBm VBW 100 kHz
 10 dBm 21.61122244 GHz SWT 250 ms Unit dBm



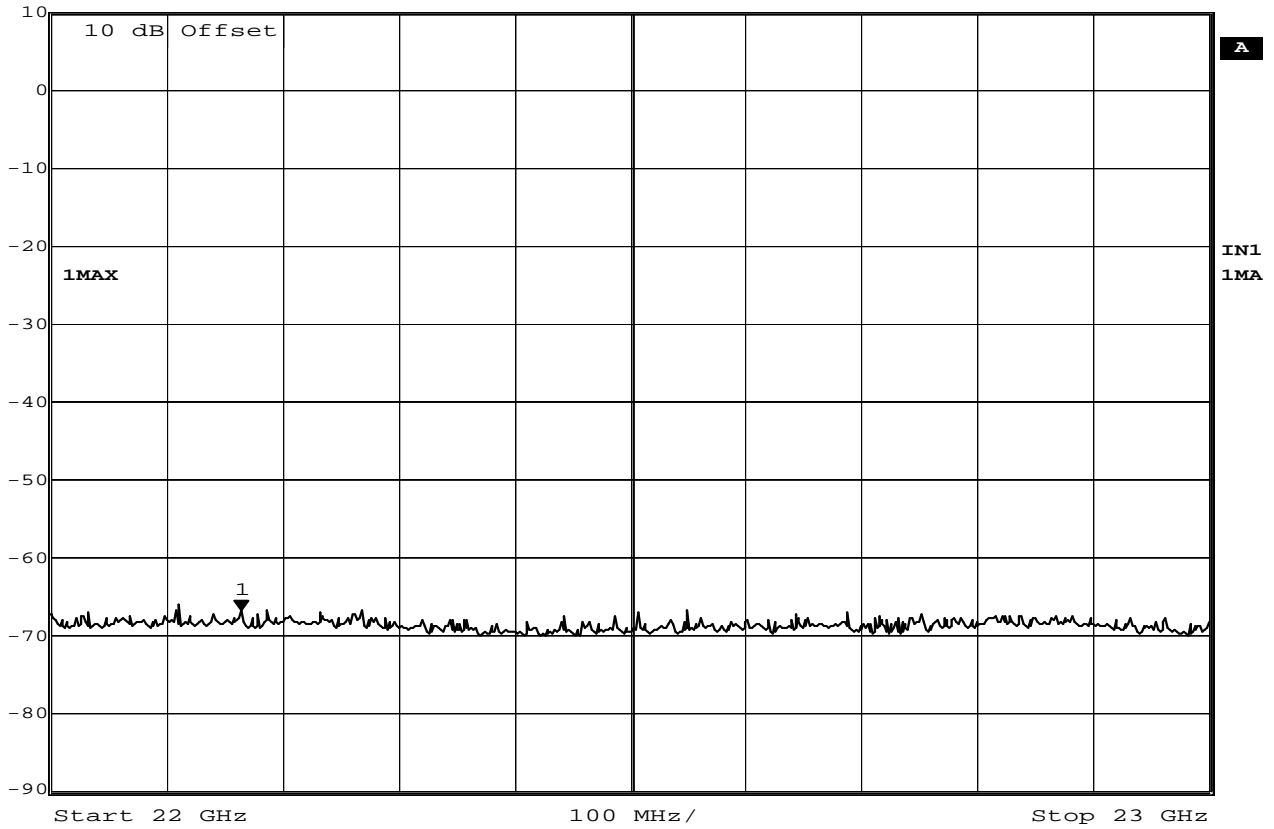
Date: 4.MAY.2011 11:53:33

Intermodulation Tests – Antenna Conducted

MANUFACTURER : Shure, Inc.
 MODEL NUMBER : AXT100 L3
 SERIAL NUMBER :
 TEST MODE : Tx @ 638MHz
 NOTES : 100mW, Zigbee Tx at 2480MHz
 TEST DATE : May 4, 2011
 TEST PARAMETERS :
 NOTES :
 EQUIPMENT USED : RBA0, T1P0



Marker 1 [T1] RBW 100 kHz RF Att 10 dB
 Ref Lvl -66.80 dBm VBW 100 kHz
 10 dBm 22.16432866 GHz SWT 250 ms Unit dBm



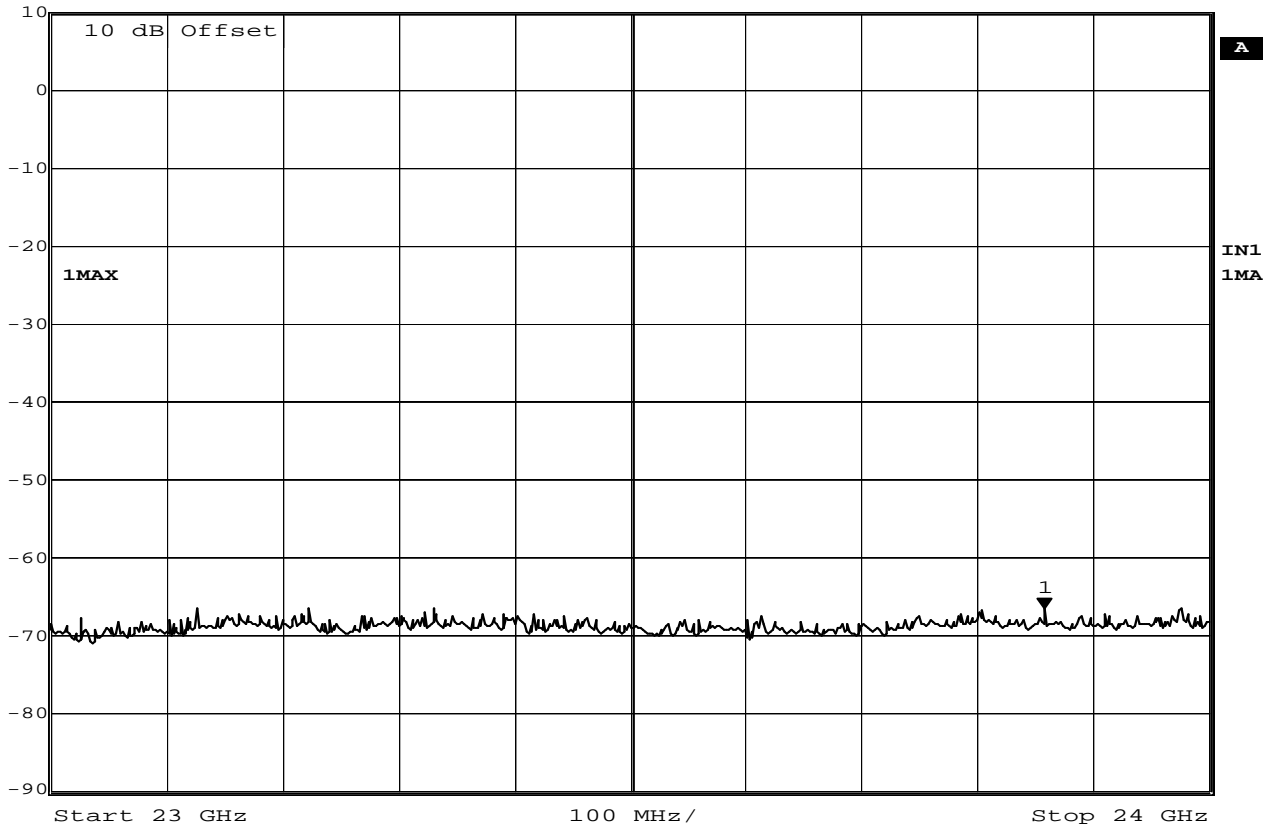
Date: 4.MAY.2011 11:54:19

Intermodulation Tests – Antenna Conducted

MANUFACTURER : Shure, Inc.
 MODEL NUMBER : AXT100 L3
 SERIAL NUMBER :
 TEST MODE : Tx @ 638MHz
 NOTES : 100mW, Zigbee Tx at 2480MHz
 TEST DATE : May 4, 2011
 TEST PARAMETERS :
 NOTES :
 EQUIPMENT USED : RBA0, T1P0



Marker 1 [T1] RBW 100 kHz RF Att 10 dB
 Ref Lvl -66.63 dBm VBW 100 kHz
 10 dBm 23.85771543 GHz SWT 250 ms Unit dBm



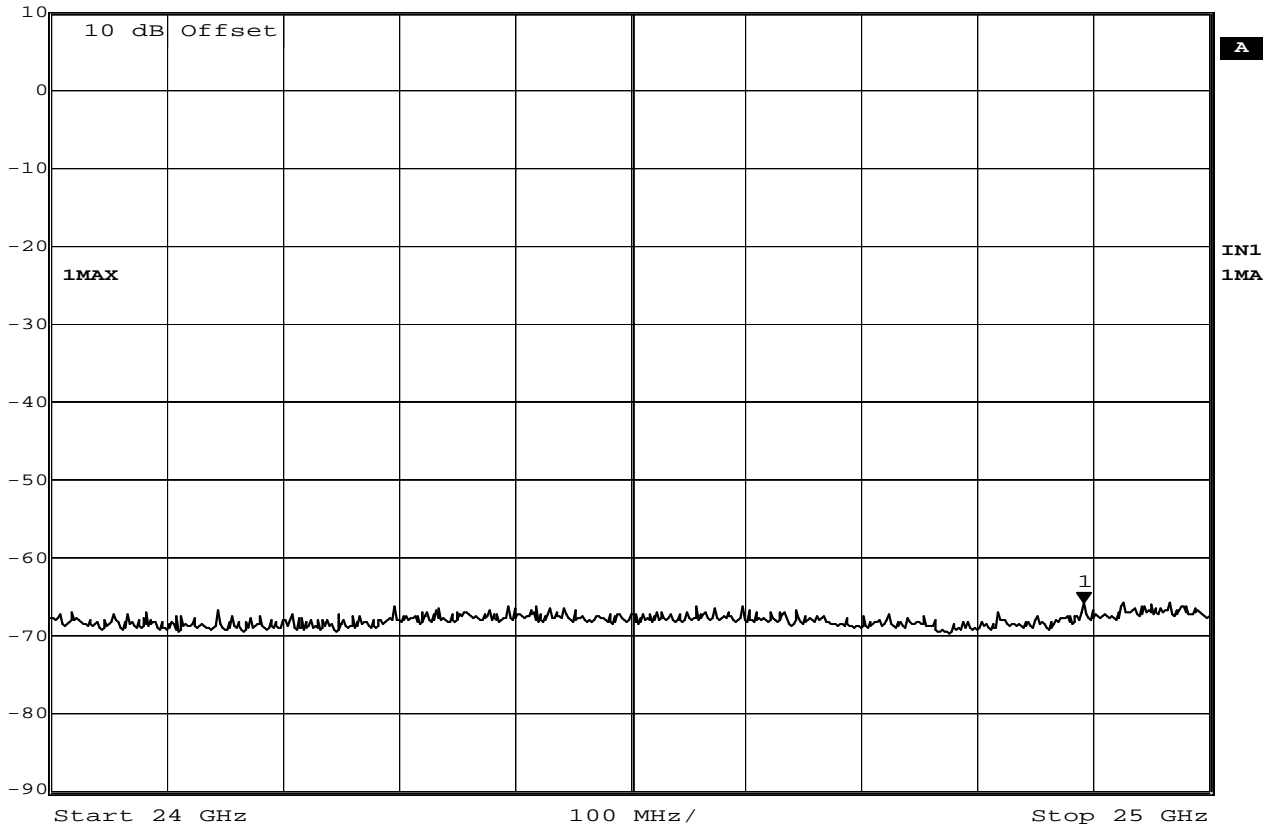
Date: 4.MAY.2011 11:55:00

Intermodulation Tests – Antenna Conducted

MANUFACTURER : Shure, Inc.
 MODEL NUMBER : AXT100 L3
 SERIAL NUMBER :
 TEST MODE : Tx @ 638MHz
 NOTES : 100mW, Zigbee Tx at 2480MHz
 TEST DATE : May 4, 2011
 TEST PARAMETERS :
 NOTES :
 EQUIPMENT USED : RBA0, T1P0



Marker 1 [T1] RBW 100 kHz RF Att 10 dB
 Ref Lvl -65.77 dBm VBW 100 kHz
 10 dBm 24.89178357 GHz SWT 250 ms Unit dBm



Date: 4.MAY.2011 11:55:42

Intermodulation Tests – Antenna Conducted

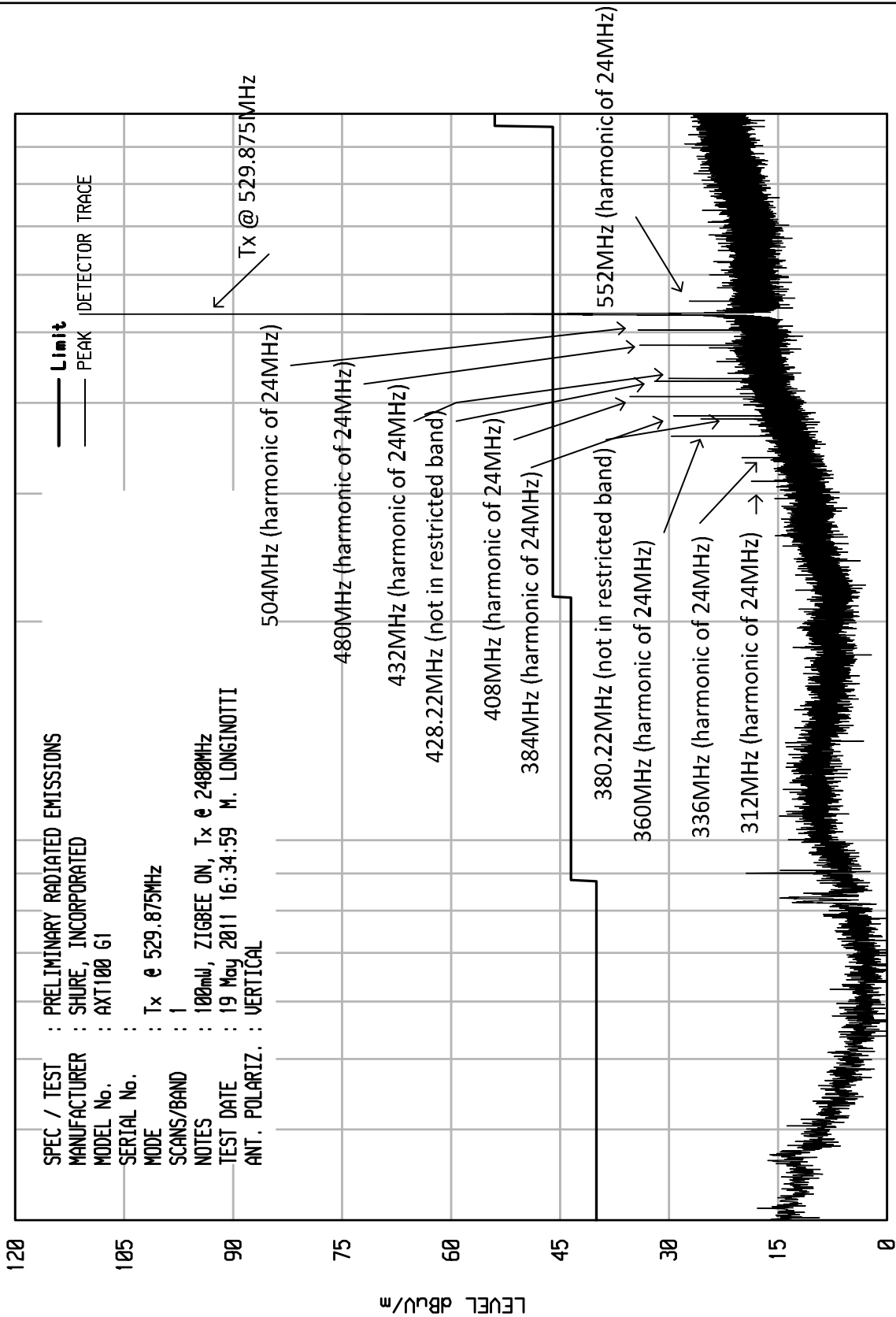
MANUFACTURER : Shure, Inc.
 MODEL NUMBER : AXT100 L3
 SERIAL NUMBER :
 TEST MODE : Tx @ 638MHz
 NOTES : 100mW, Zigbee Tx at 2480MHz
 TEST DATE : May 4, 2011
 TEST PARAMETERS :
 NOTES :
 EQUIPMENT USED : RBA0, T1P0

ELITE ELECTRONIC ENGINEERING Inc.
Downers Grove, Ill. 60515

UNIU RCU EMI RUN 31

WKA1 10/20/10

SPEC / TEST : PRELIMINARY RADIATED EMISSIONS
 MANUFACTURER : SHURE, INCORPORATED
 MODEL No. : AXT100 G1
 SERIAL No. :
 MODE : Tx @ 529.875MHz
 SCANS/BAND : 1
 NOTES : 100mV, ZIGBEE ON, Tx @ 2400MHz
 TEST DATE : 19 May 2011 16:34:59 M. LONGINOTTI
 ANT. POLARIZ. : VERTICAL



120

105

90

75

60

45

30

15

0

LEVEL dBu/m

100

FREQUENCY MHz

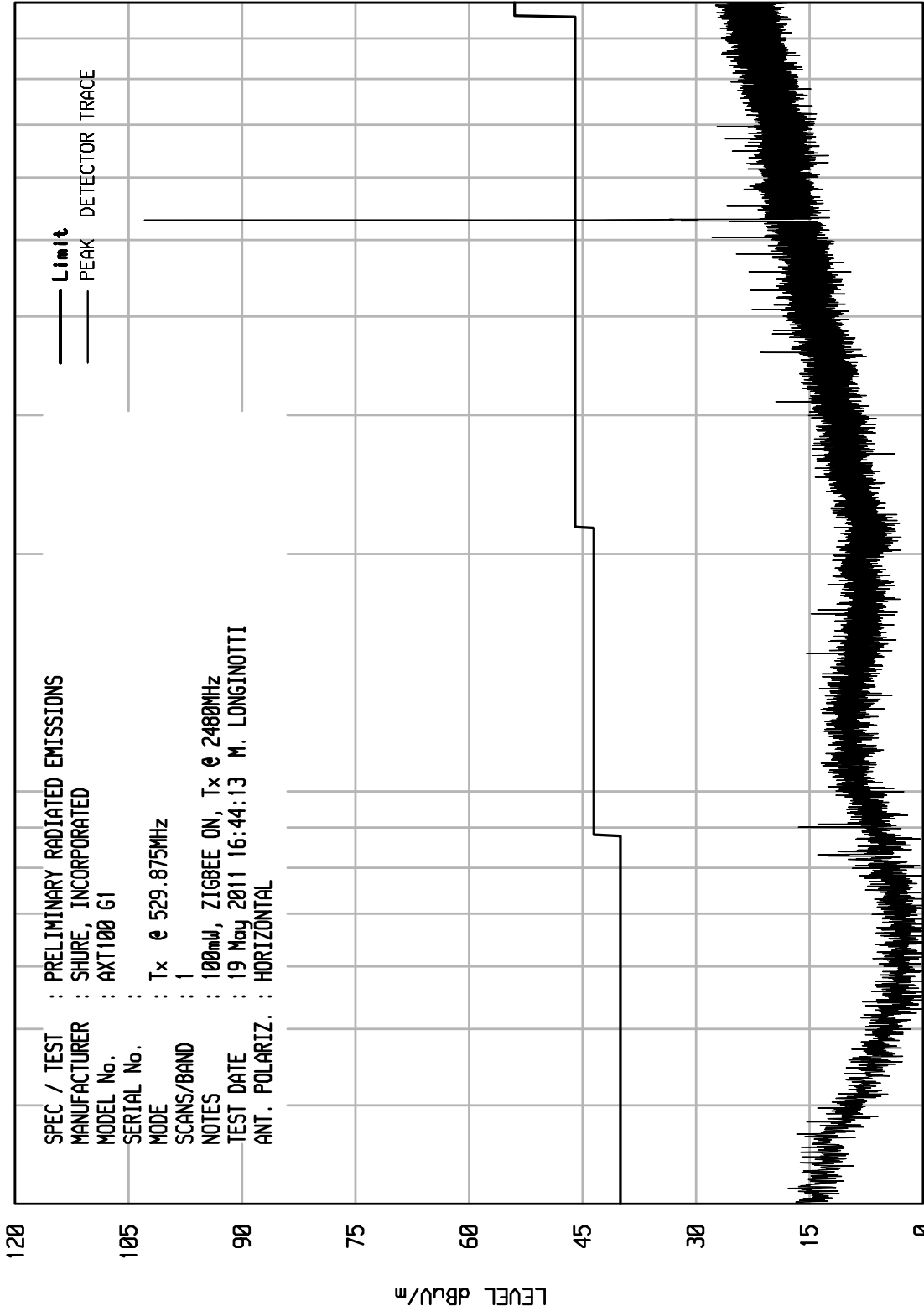
START = 30

STOP = 1000

ELITE ELECTRONIC ENGINEERING Inc.
Downers Grove, Ill. 60515

UNITV RCU EMI RUN 34

WKA1 10/20/10



120

105

90

75

60

45

30

15

0

LEVEL dBu/m

Limit

PEAK DETECTOR TRACE

SPEC / TEST : PRELIMINARY RADIATED EMISSIONS

MANUFACTURER : SHURE, INCORPORATED

MODEL No. : AXT100 G1

SERIAL No. :

MODE : Tx @ 529.875MHz

SCANS/BAND : 1

NOTES : 100mW, ZIGBEE ON, Tx @ 2480MHz

TEST DATE : 19 May 2011 16:44:13 M. LONGINOTTI

ANT. POLARIZ. : HORIZONTAL

START = 30

STOP = 1000

100

FREQUENCY MHz

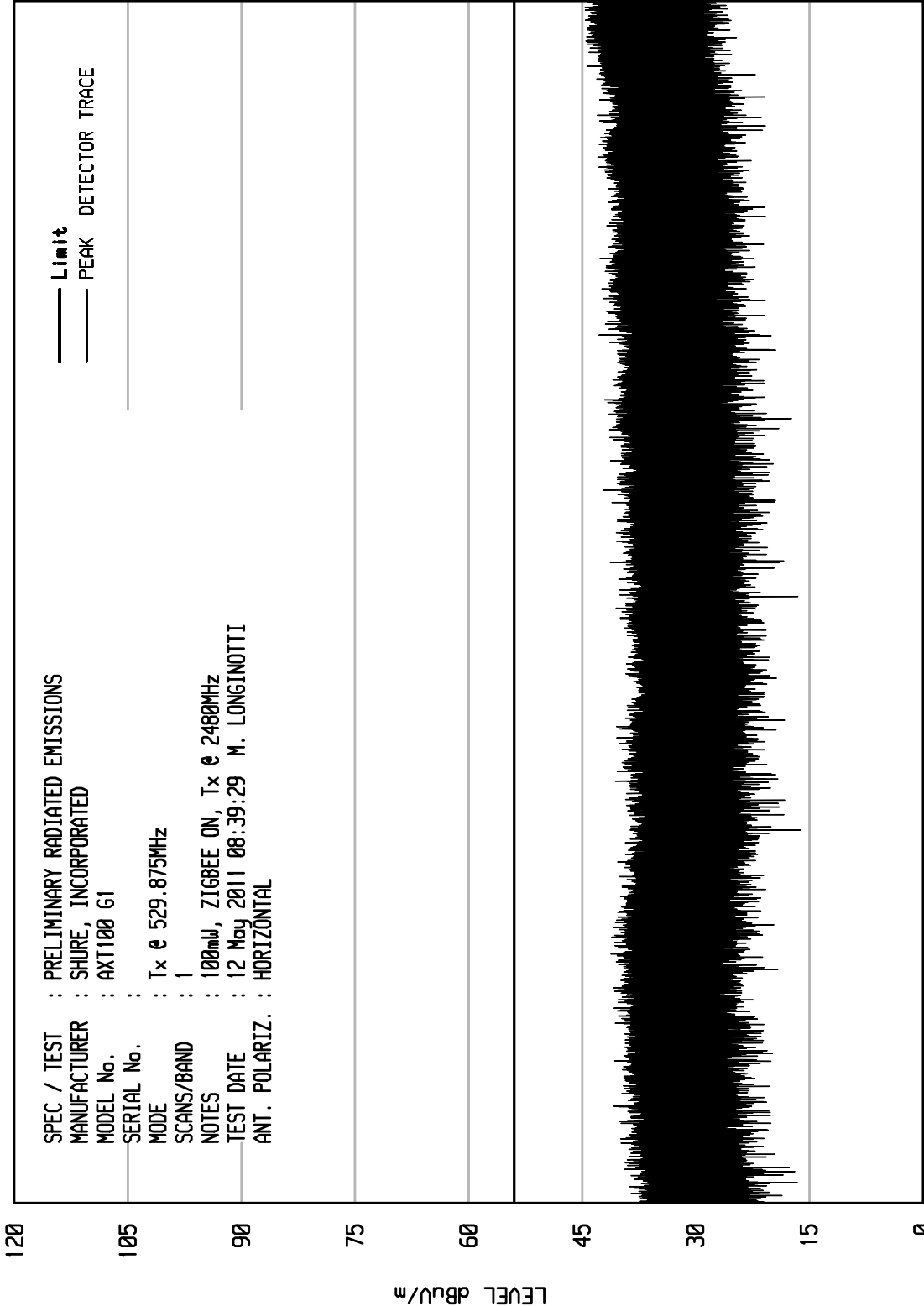


ELITE ELECTRONIC ENGINEERING Inc.

Downers Grove, Ill. 60515

UNITV RCU EMI RUN 2

UKA1 10/20/10



SPEC / TEST : PRELIMINARY RADIATED EMISSIONS

MANUFACTURER : SHURE, INCORPORATED

MODEL No. : AXT100 G1

SERIAL No. :

MODE : Tx @ 529.875MHz

SCANS/BAND : 1

NOTES : 100mW, ZIGBEE ON, Tx @ 2480MHz

TEST DATE : 12 May 2011 08:39:29 M. LONGINOTTI

ANT. POLARIZ. : HORIZONTAL

120
 105
 90
 75
 60
 45
 30
 15
 0

LEVEL dBu/m

FREQUENCY MHz

START = 1000

STOP = 2000

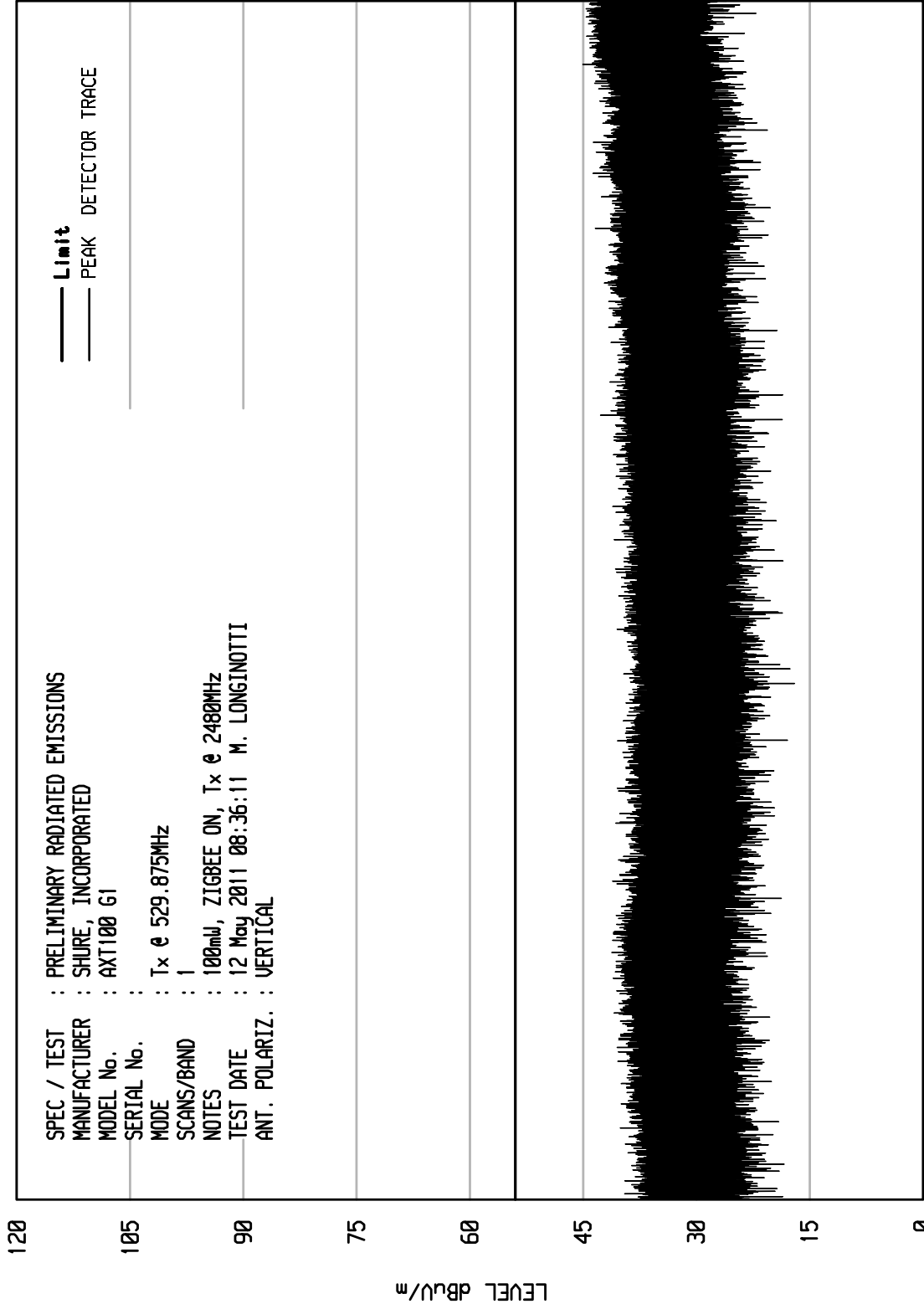


ELITE ELECTRONIC ENGINEERING Inc.

Downers Grove, Ill. 60515

UNITV RCU EMI RUN 1

UKA1 10/20/10



SPEC / TEST : PRELIMINARY RADIATED EMISSIONS
 MANUFACTURER : SHURE, INCORPORATED
 MODEL No. : AXT100 G1
 SERIAL No. :
 MODE : Tx @ 529.875MHz
 SCANS/BAND : 1
 NOTES : 100mW, ZIGBEE ON, Tx @ 2480MHz
 TEST DATE : 12 May 2011 08:36:11 M. LONGINOTTI
 ANT. POLARIZ. : VERTICAL

120
 105
 90
 75
 60
 45
 30
 15
 0

LEVEL dBu/m

STOP = 2000

FREQUENCY MHz

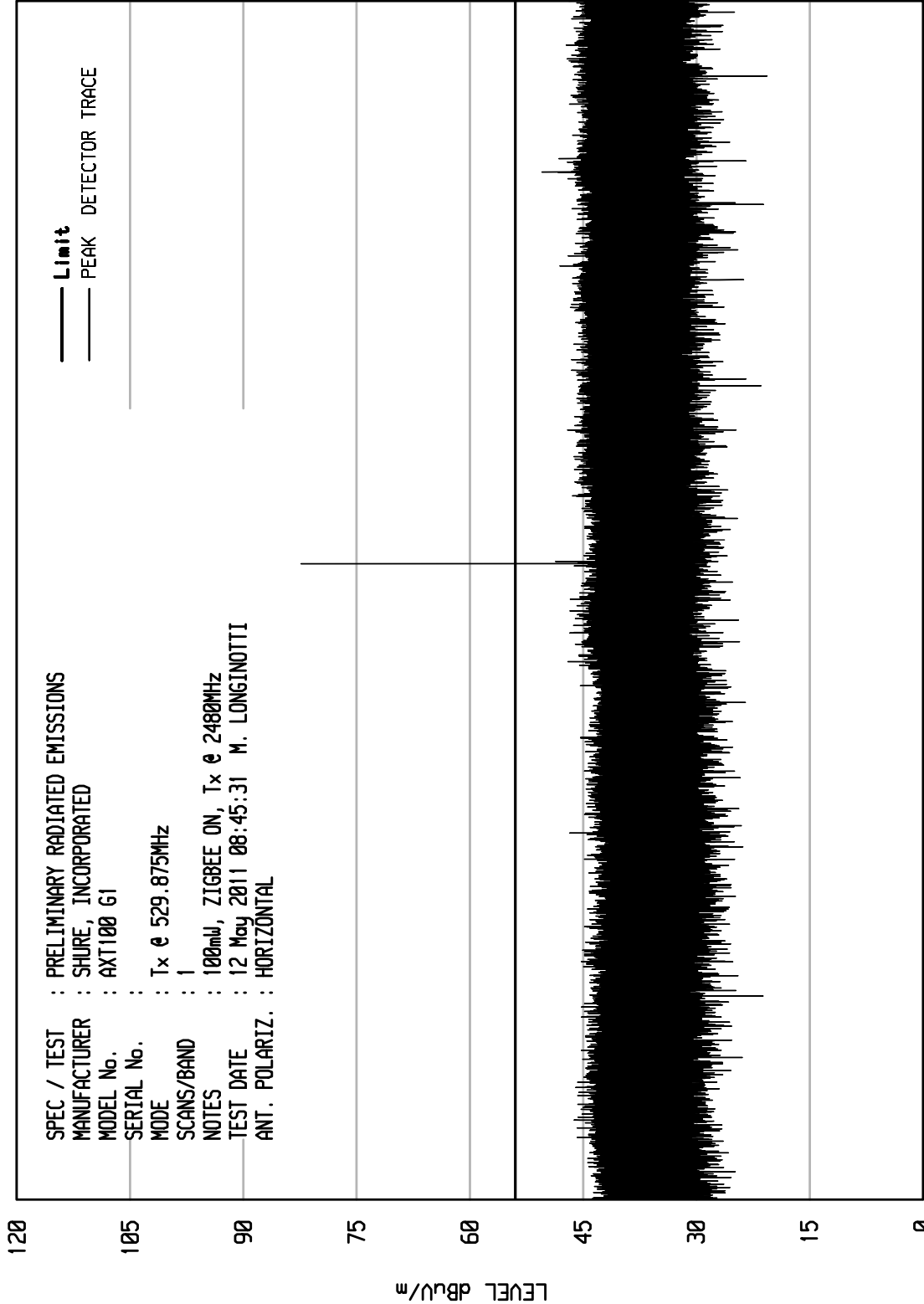
START = 1000

ELITE ELECTRONIC ENGINEERING Inc.

Downers Grove, Ill. 60515

UNITV RCU EMI RUN 1

UKA1 10/20/10



SPEC / TEST : PRELIMINARY RADIATED EMISSIONS
 MANUFACTURER : SHURE, INCORPORATED
 MODEL No. : AXT100 G1
 SERIAL No. :
 MODE : Tx @ 529.875MHz
 SCANS/BAND : 1
 NOTES : 100mW, ZIGBEE ON, Tx @ 2480MHz
 TEST DATE : 12 May 2011 08:45:31 M. LONGINOTTI
 ANT. POLARIZ. : HORIZONTAL

STOP = 3000

FREQUENCY MHz

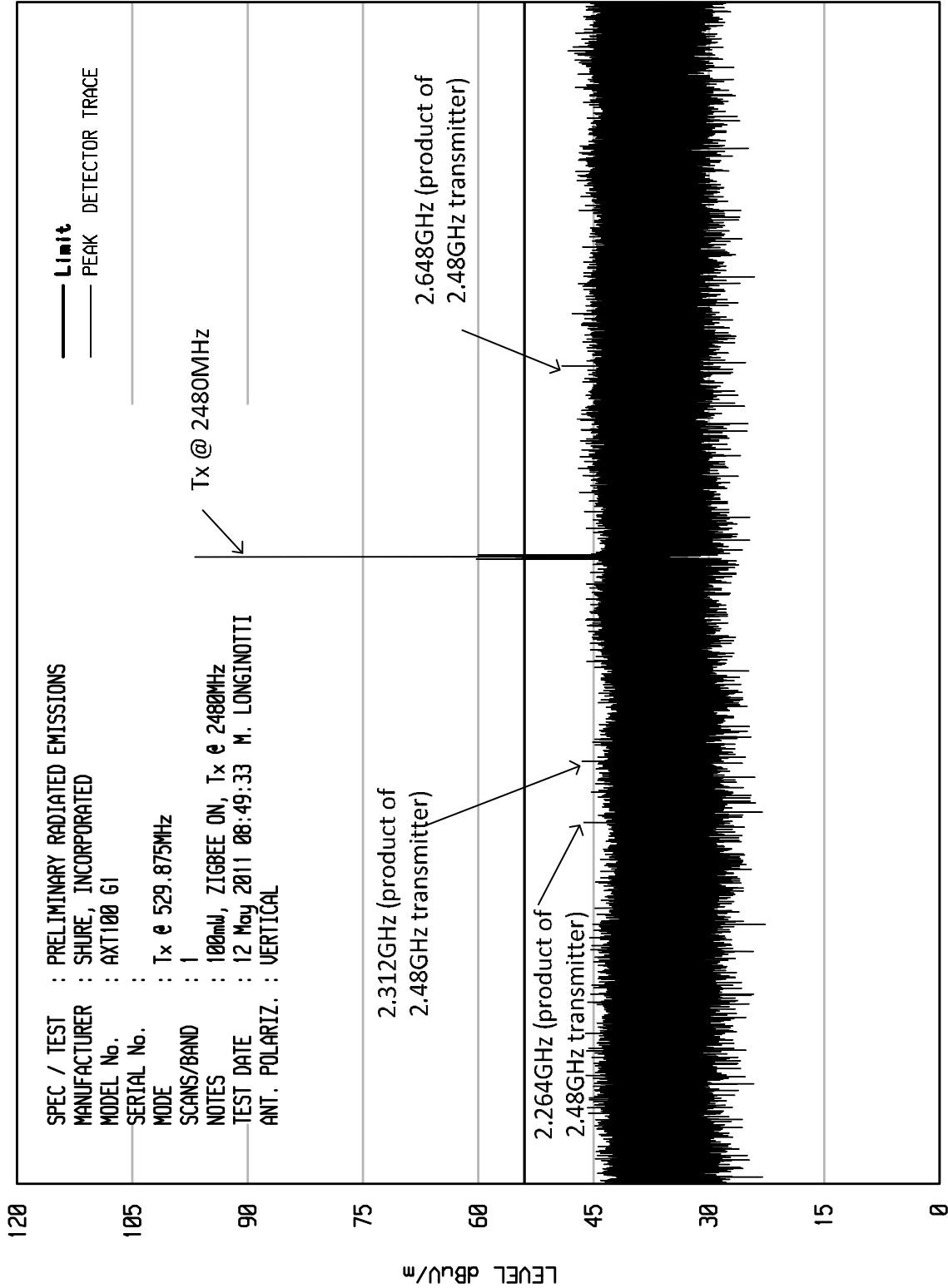
START = 2000

ELITE ELECTRONIC ENGINEERING Inc.

Downers Grove, Ill. 60515

UNIU RCU EMI RUN 2

UKA1 10/20/10



STOP = 3000

FREQUENCY MHz

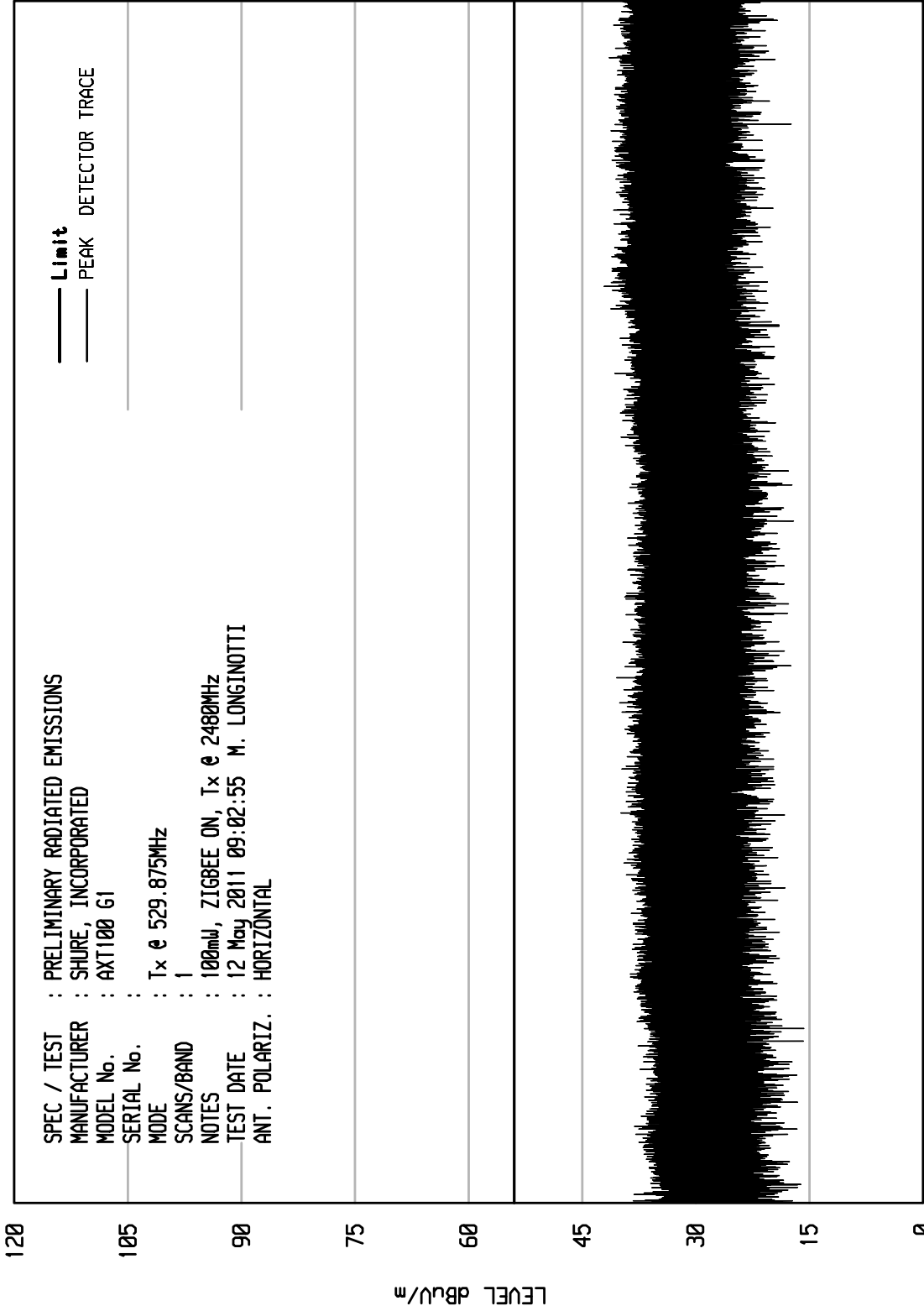
START = 2000

ELITE ELECTRONIC ENGINEERING Inc.

Downers Grove, Ill. 60515

UNITV RCU EMI RUN 2

UKA1 10/20/10



SPEC / TEST : PRELIMINARY RADIATED EMISSIONS
 MANUFACTURER : SHURE, INCORPORATED
 MODEL No. : AXT100 G1
 SERIAL No. :
 MODE : Tx @ 529.875MHz
 SCANS/BAND : 1
 NOTES : 100mW, ZIGBEE ON, Tx @ 2480MHz
 TEST DATE : 12 May 2011 09:02:55 M. LONGINOTTI
 ANT. POLARIZ. : HORIZONTAL

STOP = 4000

FREQUENCY MHz

START = 3000

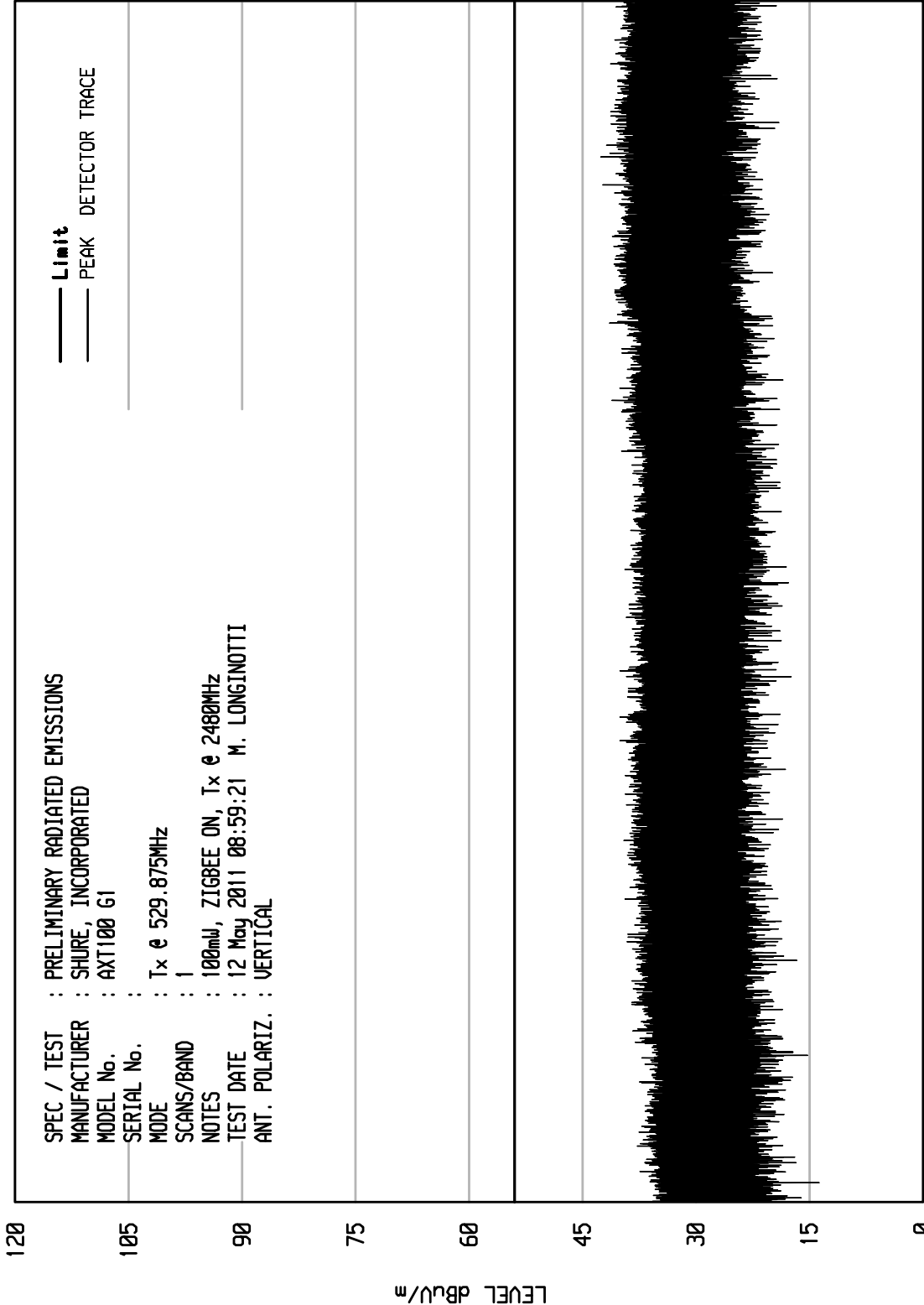


ELITE ELECTRONIC ENGINEERING Inc.

Downers Grove, Ill. 60515

UNITV RCU EMI RUN 1

UKA1 10/20/10



SPEC / TEST : PRELIMINARY RADIATED EMISSIONS

MANUFACTURER : SHURE, INCORPORATED

MODEL No. : AXT100 G1

SERIAL No. :

MODE : Tx @ 529.875MHz

SCANS/BAND : 1

NOTES : 100mW, ZIGBEE ON, Tx @ 2480MHz

TEST DATE : 12 May 2011 08:59:21 M. LONGINOTTI

ANT. POLARIZ. : VERTICAL

120
 105
 90
 75
 60
 45
 30
 15
 0

LEVEL dBu/m

FREQUENCY MHz

START = 3000

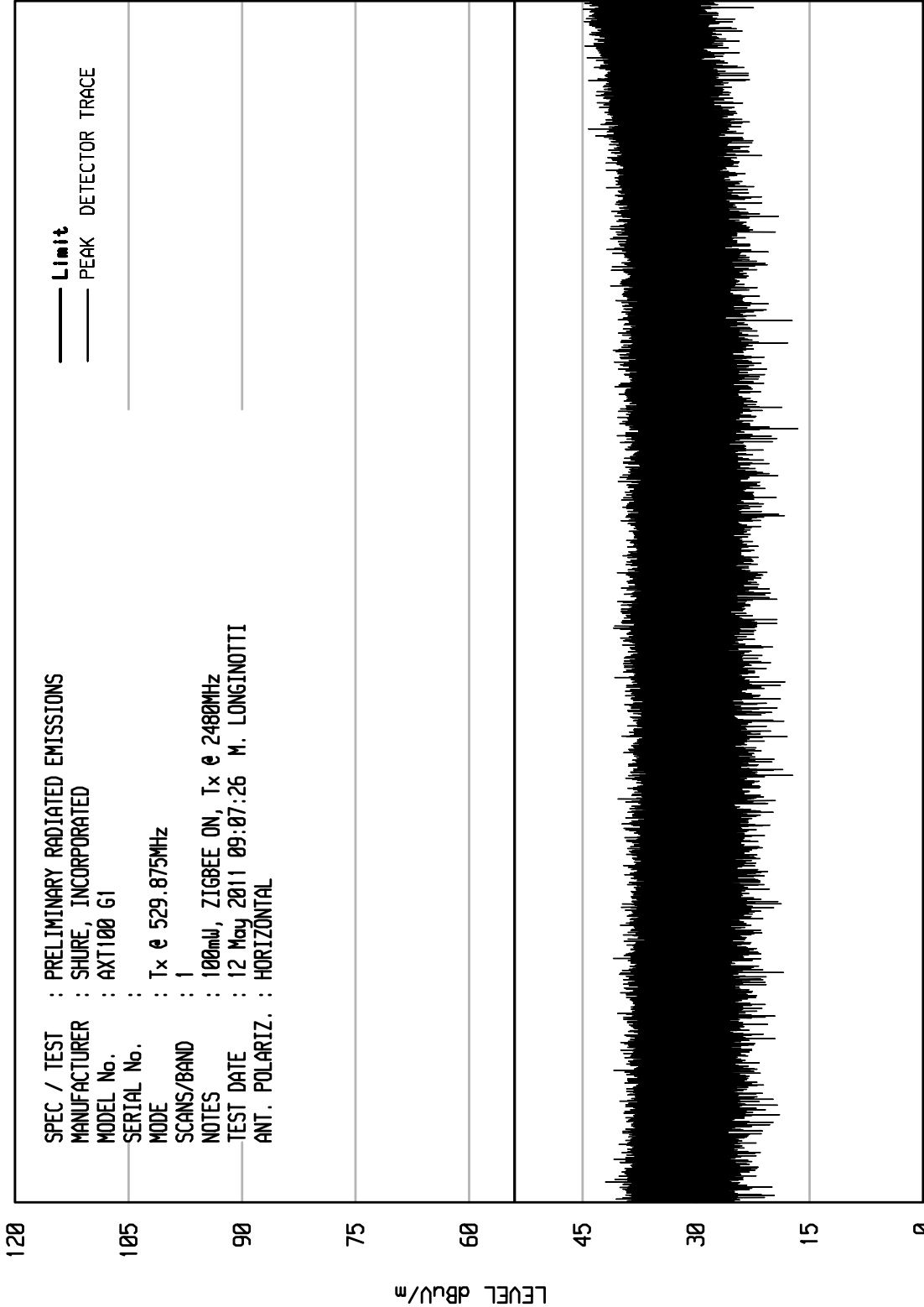
STOP = 4000

ELITE ELECTRONIC ENGINEERING Inc.

Downers Grove, Ill. 60515

UNITV RCU EMI RUN 1

UKA1 10/20/10



SPEC / TEST : PRELIMINARY RADIATED EMISSIONS

MANUFACTURER : SHURE, INCORPORATED

MODEL No. : AXT100 G1

SERIAL No. :

MODE : Tx @ 529.875MHz

SCANS/BAND : 1

NOTES : 100mW, ZIGBEE ON, Tx @ 2480MHz

TEST DATE : 12 May 2011 09:07:26 M. LONGINOTTI

ANT. POLARIZ. : HORIZONTAL

START = 4000

FREQUENCY MHz

STOP = 5000

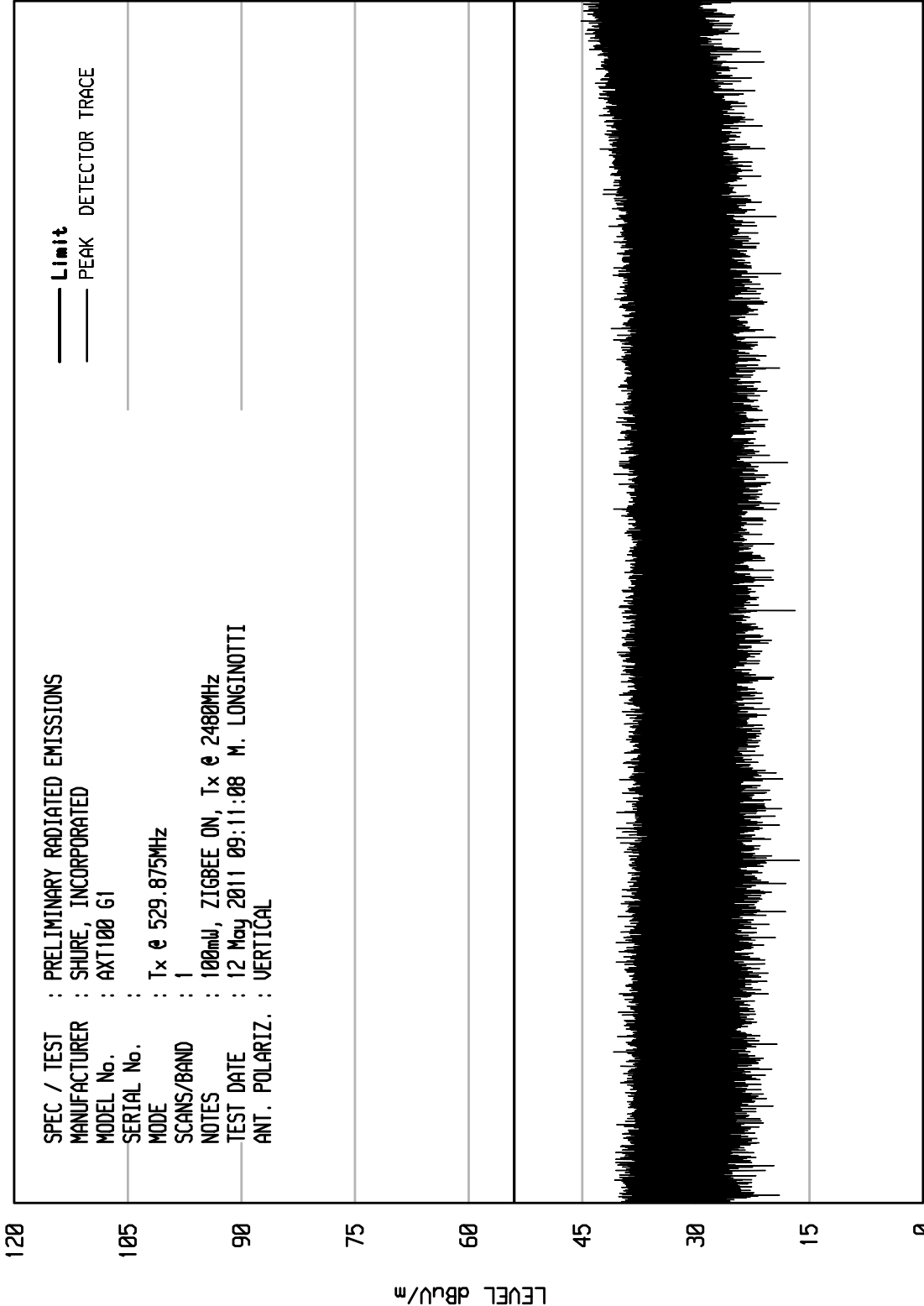


ELITE ELECTRONIC ENGINEERING Inc.

Downers Grove, Ill. 60515

UNITV RCU EMI RUN 2

UKA1 10/20/10



SPEC / TEST : PRELIMINARY RADIATED EMISSIONS

MANUFACTURER : SHURE, INCORPORATED

MODEL No. : AXT100 G1

SERIAL No. :

MODE : Tx @ 529.875MHz

SCANS/BAND : 1

NOTES : 100mW, ZIGBEE ON, Tx @ 2480MHz

TEST DATE : 12 May 2011 09:11:08 M. LONGINOTTI

ANT. POLARIZ. : VERTICAL

START = 4000

FREQUENCY MHz

STOP = 5000

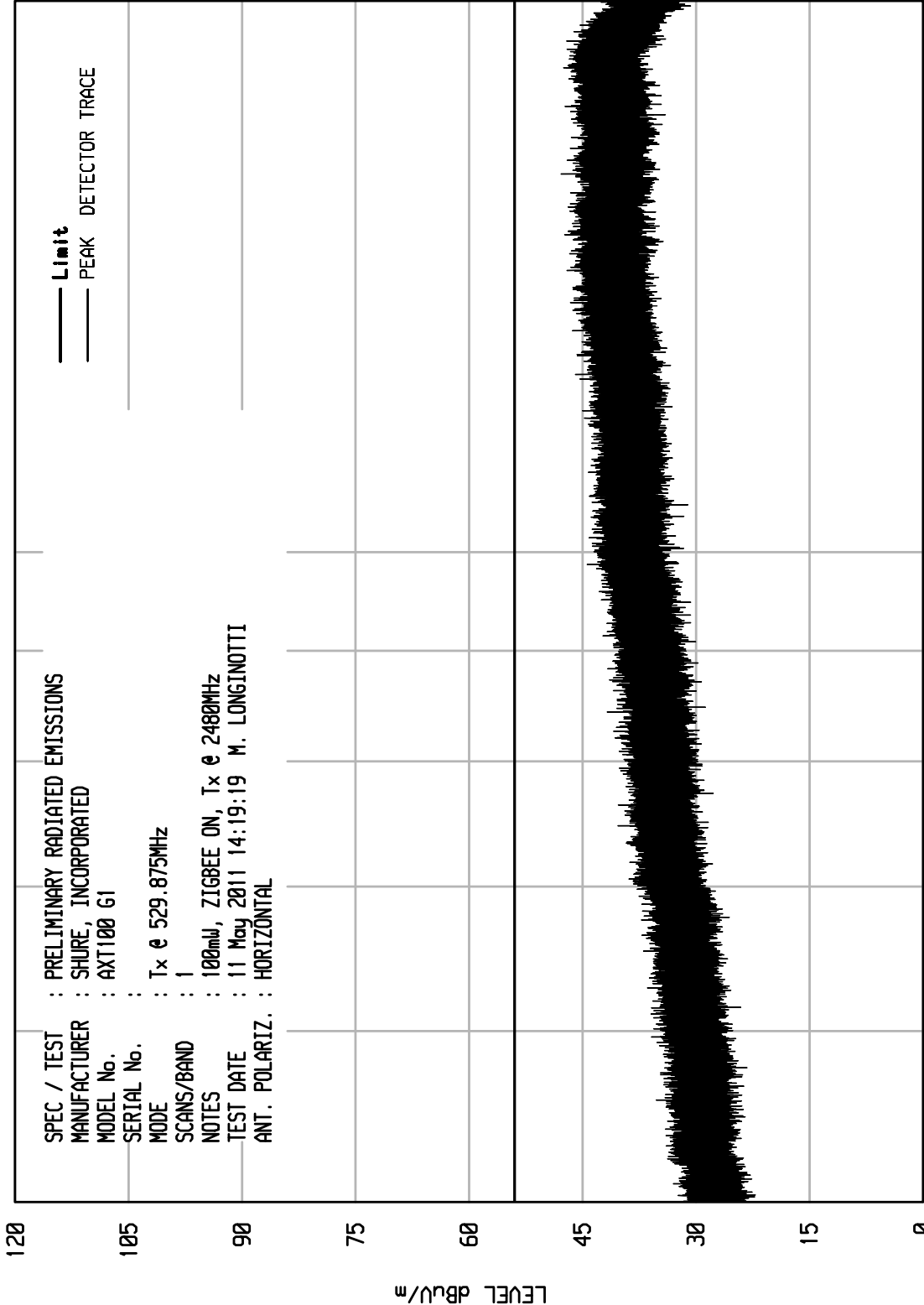


ELITE ELECTRONIC ENGINEERING Inc.

Downers Grove, Ill. 60515

UNITV RCU EMI RUN 14

UKA1 10/20/10



SPEC / TEST : PRELIMINARY RADIATED EMISSIONS
 MANUFACTURER : SHURE, INCORPORATED
 MODEL No. : AXT100 G1
 SERIAL No. :
 MODE : Tx @ 529.875MHz
 SCANS/BAND : 1
 NOTES : 100mW, ZIGBEE ON, Tx @ 2480MHz
 TEST DATE : 11 May 2011 14:19:19 M. LONGINOTTI
 ANT. POLARIZ. : HORIZONTAL

STOP = 18000

FREQUENCY MHz

START = 5000

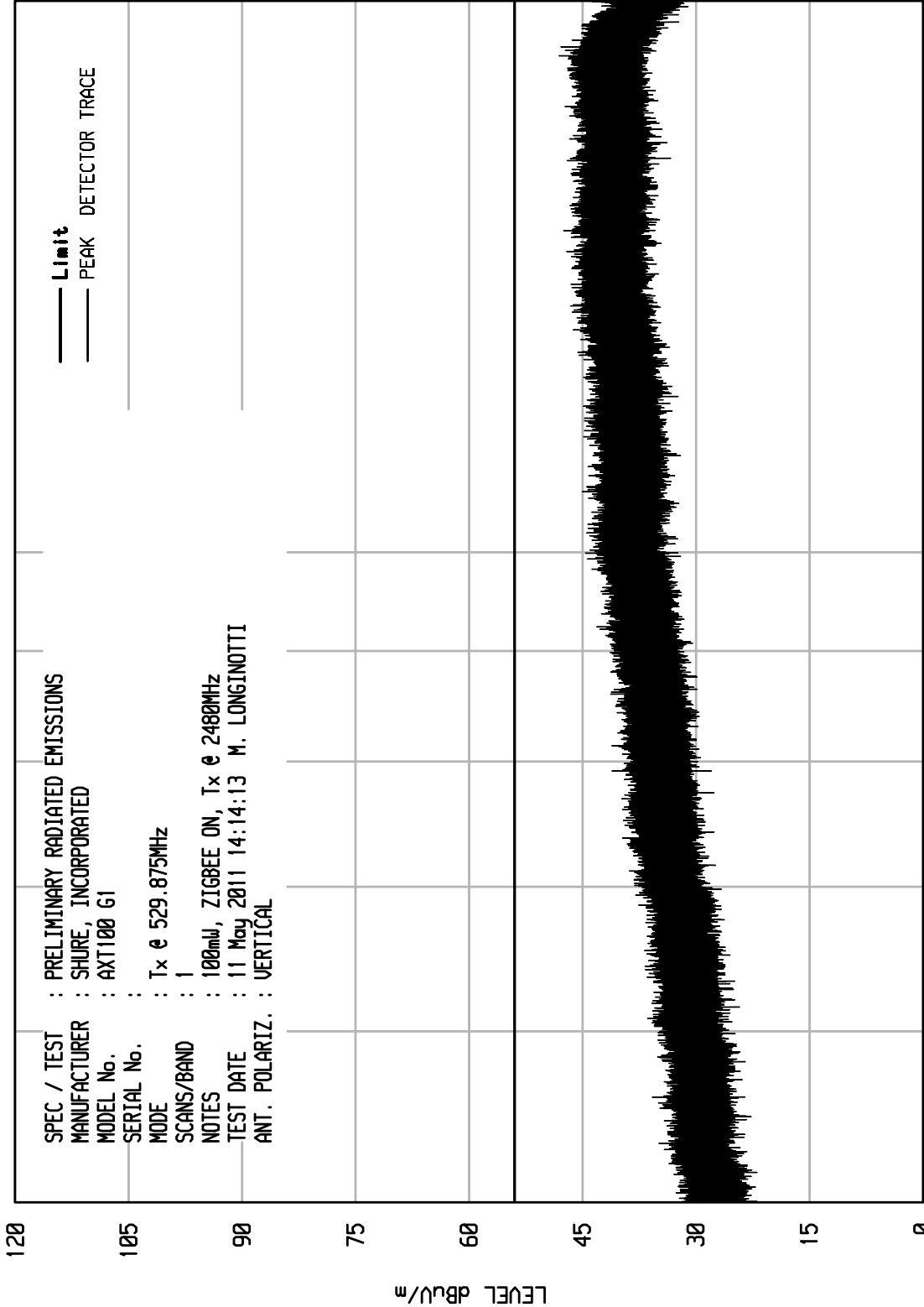


ELITE ELECTRONIC ENGINEERING Inc.

Downers Grove, Ill. 60515

UNITV RCU EMI RUN 13

UKA1 10/20/10



SPEC / TEST : PRELIMINARY RADIATED EMISSIONS
 MANUFACTURER : SHURE, INCORPORATED
 MODEL No. : AXT100 G1
 SERIAL No. :
 MODE : Tx @ 529.875MHz
 SCANS/BAND : 1
 NOTES : 100mW, ZIGBEE ON, Tx @ 2480MHz
 TEST DATE : 11 May 2011 14:14:13 M. LONGINOTTI
 ANT. POLARIZ. : VERTICAL

STOP = 18000

FREQUENCY MHz

START = 5000

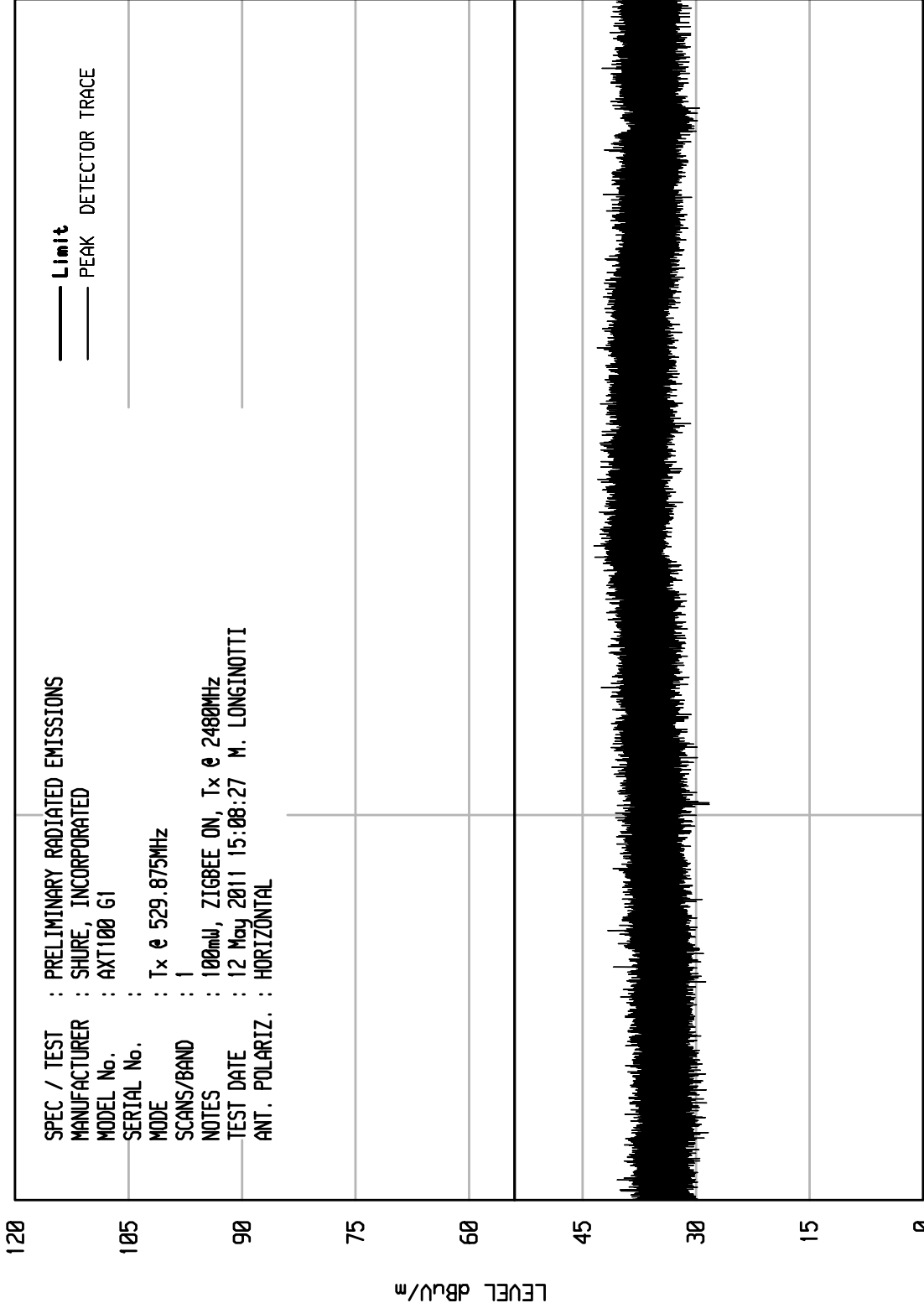


ELITE ELECTRONIC ENGINEERING Inc.

Downers Grove, Ill. 60515

UNITV RCU EMI RUN 27

UKAI 10/20/10



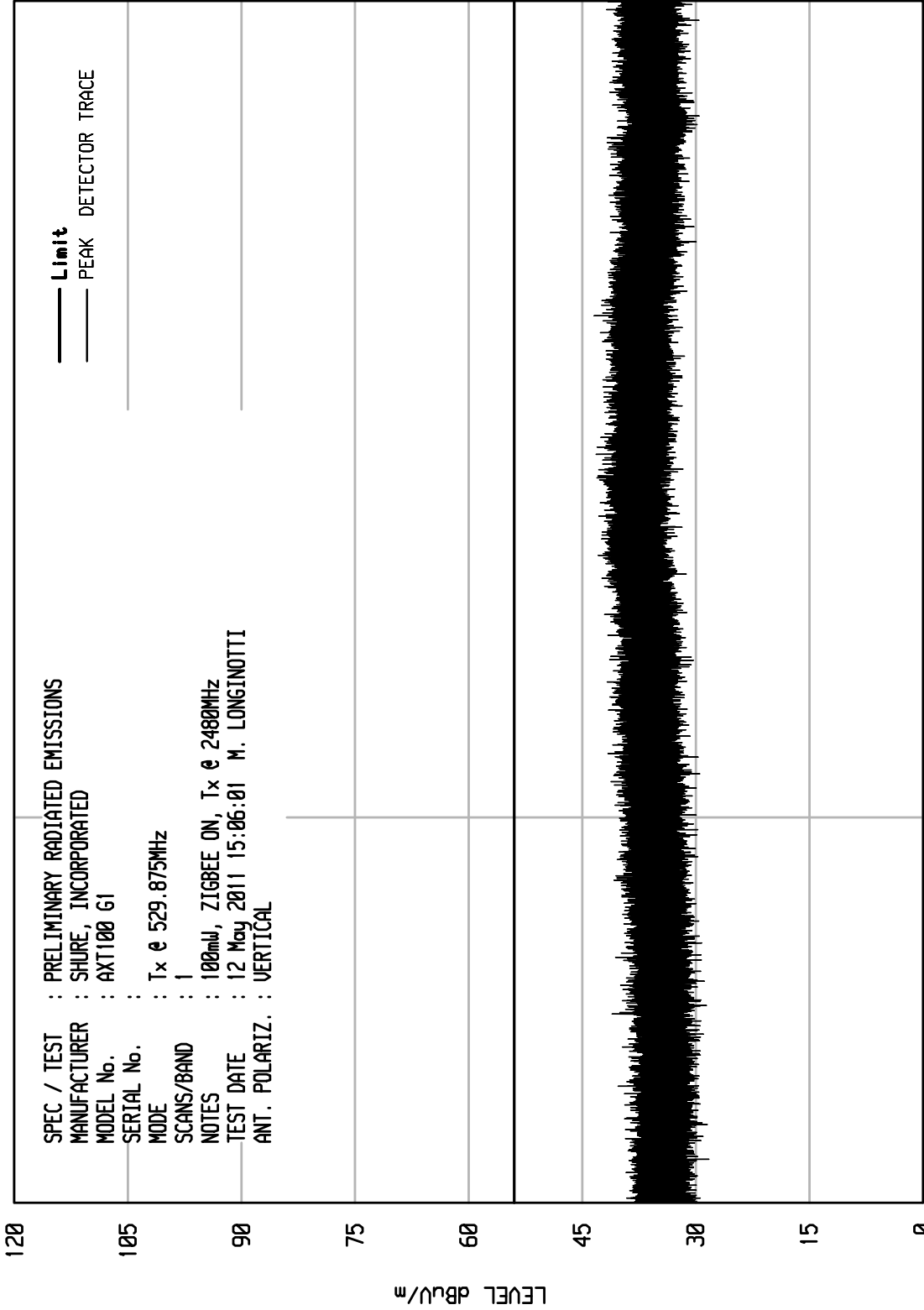
SPEC / TEST : PRELIMINARY RADIATED EMISSIONS
 MANUFACTURER : SHURE, INCORPORATED
 MODEL No. : AXT100 G1
 SERIAL No. :
 MODE : Tx @ 529.875MHz
 SCANS/BAND : 1
 NOTES : 100mW, ZIGBEE ON, Tx @ 2480MHz
 TEST DATE : 12 May 2011 15:08:27 M. LONGINOTTI
 ANT. POLARIZ. : HORIZONTAL

START = 18000 STOP = 25000

ELITE ELECTRONIC ENGINEERING Inc.
Downers Grove, Ill. 60515

UNITV RCU EMI RUN 26

UKAI 10/20/10



SPEC / TEST : PRELIMINARY RADIATED EMISSIONS

MANUFACTURER : SHURE, INCORPORATED

MODEL No. : AXT100 G1

SERIAL No. :

MODE : Tx @ 529.875MHz

SCANS/BAND : 1

NOTES : 100mW, ZIGBEE ON, Tx @ 2400MHz

TEST DATE : 12 May 2011 15:06:01 M. LONGINOTTI

ANT. POLARIZ. : VERTICAL

START = 18000

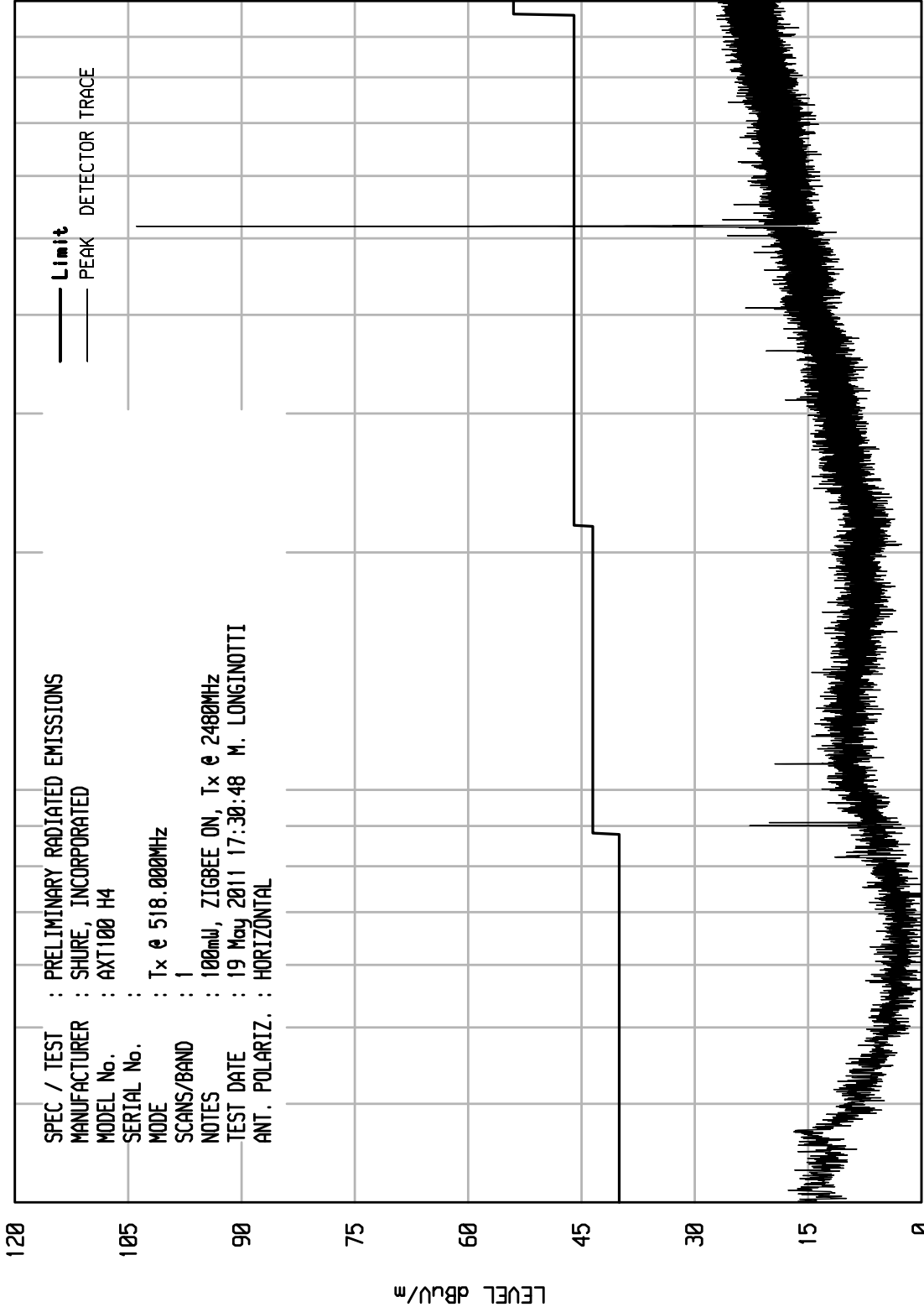
FREQUENCY MHz

STOP = 25000

ELITE ELECTRONIC ENGINEERING Inc.
Downers Grove, Ill. 60515

UNITV RCU EMI RUN 38

UKA1 10/20/10



120

105

90

75

60

45

30

15

0

LEVEL dBu/m

— Limit
— PEAK DETECTOR TRACE

SPEC / TEST : PRELIMINARY RADIATED EMISSIONS
 MANUFACTURER : SHURE, INCORPORATED
 MODEL No. : AXT100 H4
 SERIAL No. :
 MODE : Tx @ 518.000MHz
 SCANS/BAND : 1
 NOTES : 100mW, ZIGBEE ON, Tx @ 2480MHz
 TEST DATE : 19 May 2011 17:30:48 M. LONGINOTTI
 ANT. POLARIZ. : HORIZONTAL

100

FREQUENCY MHz

START = 30

STOP = 1000

ELITE ELECTRONIC ENGINEERING Inc.
Downers Grove, Ill. 60515

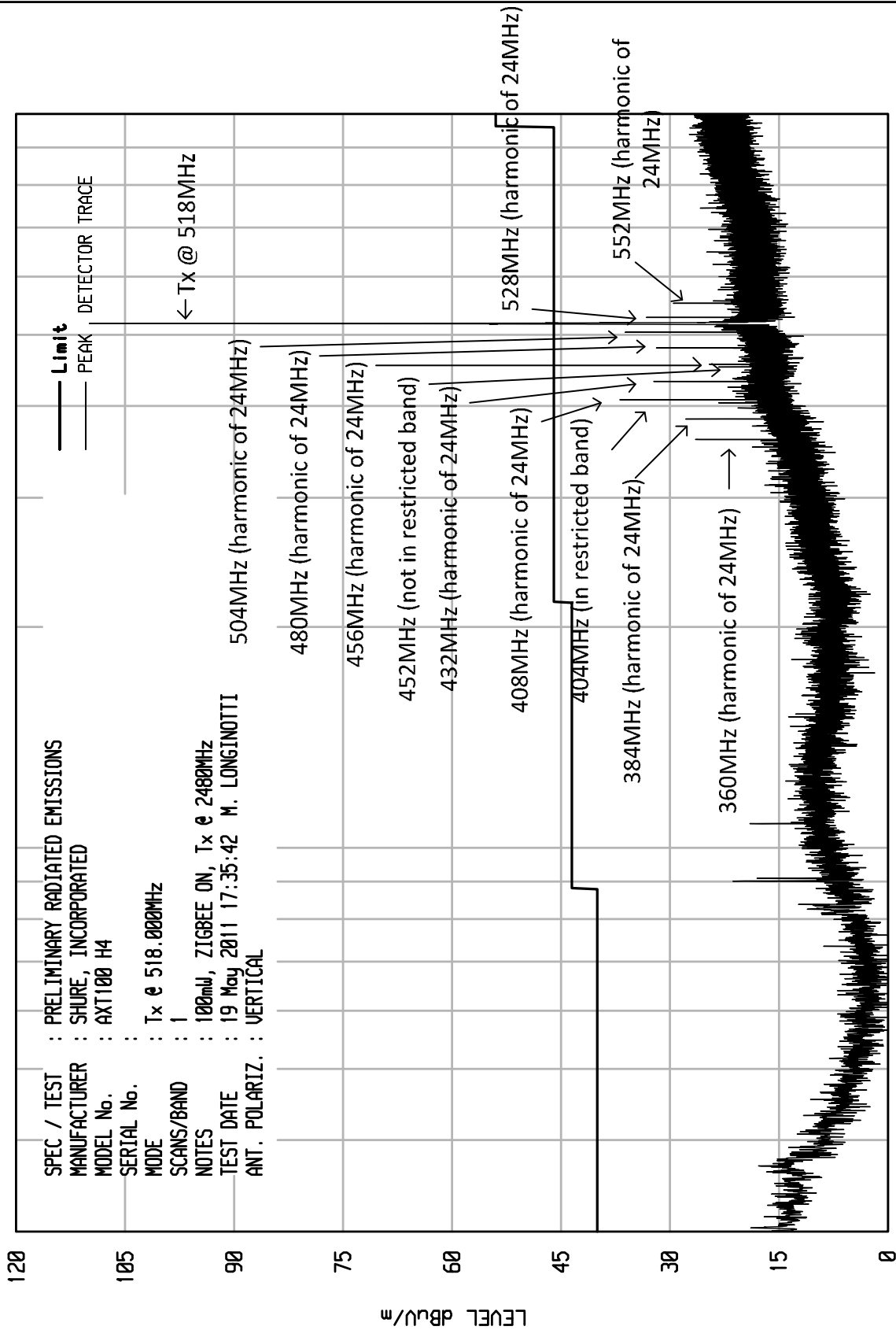
UNIU RCV EMI RUN 39

UKA1 10/20/10

SPEC / TEST : PRELIMINARY RADIATED EMISSIONS
 MANUFACTURER : SHURE, INCORPORATED
 MODEL No. : AXT100 H4
 SERIAL No. :
 MODE : Tx @ 518.000MHz
 SCANS/BAND : 1
 NOTES : 100mV, ZIGBEE ON, Tx @ 2400MHz
 TEST DATE : 19 May 2011 17:35:42 M. LONGINOTTI
 ANT. POLARIZ. : VERTICAL

— Limit
 — PEAK
 — DETECTOR TRACE

← Tx @ 518MHz



STOP = 1000

FREQUENCY MHz

START = 30

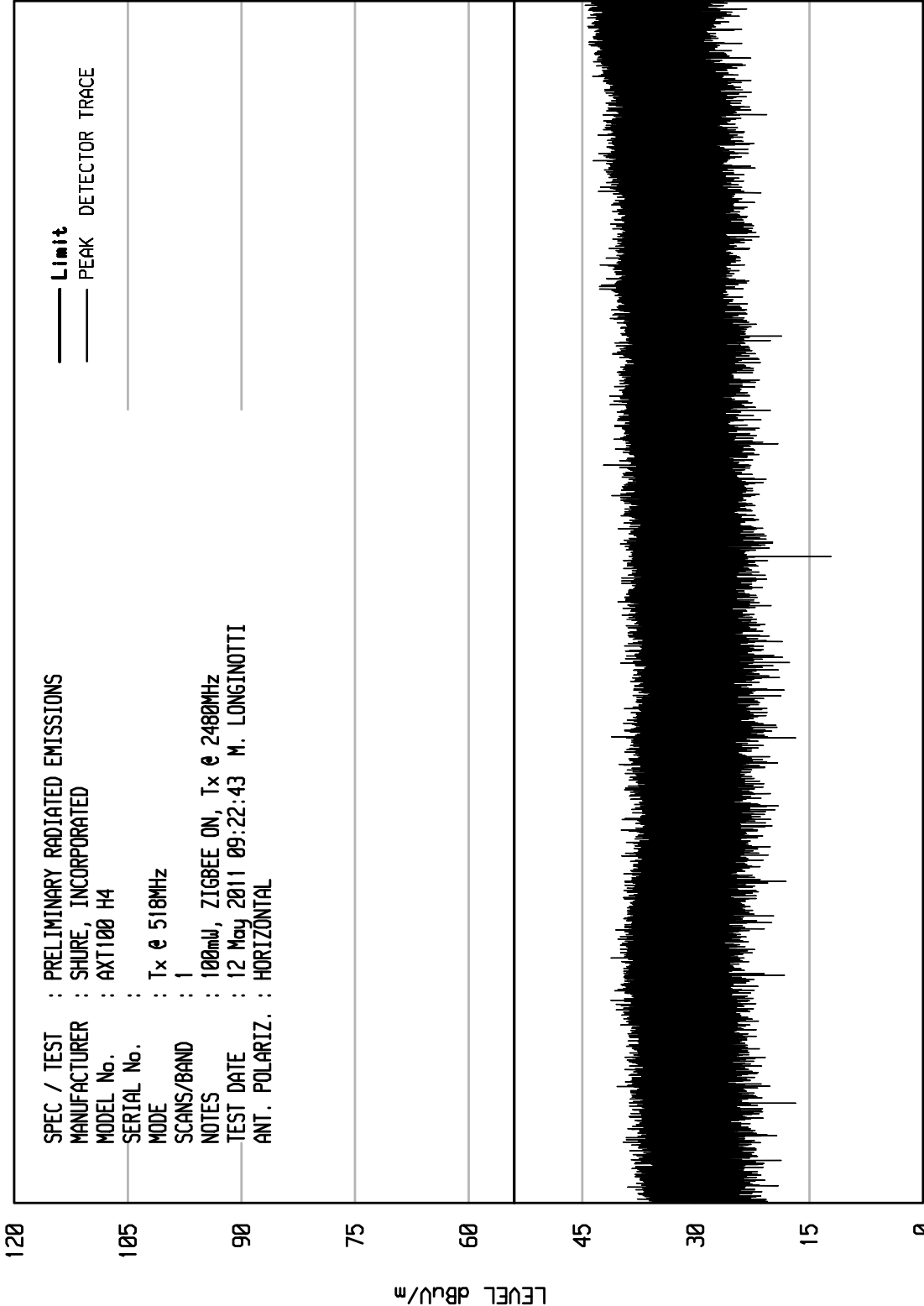


ELITE ELECTRONIC ENGINEERING Inc.

Downers Grove, Ill. 60515

UNITV RCU EMI RUN 5

UKA1 10/20/10



SPEC / TEST : PRELIMINARY RADIATED EMISSIONS

MANUFACTURER : SHURE, INCORPORATED

MODEL No. : AXT100 H4

SERIAL No. :

MODE : Tx @ 518MHz

SCANS/BAND : 1

NOTES : 100mW, ZIGBEE ON, Tx @ 2480MHz

TEST DATE : 12 May 2011 09:22:43 M. LONGINOTTI

ANT. POLARIZ. : HORIZONTAL

120
 105
 90
 75
 60
 45
 30
 15
 0

LEVEL dBu/m

FREQUENCY MHz

START = 1000

STOP = 2000

ELITE ELECTRONIC ENGINEERING Inc.

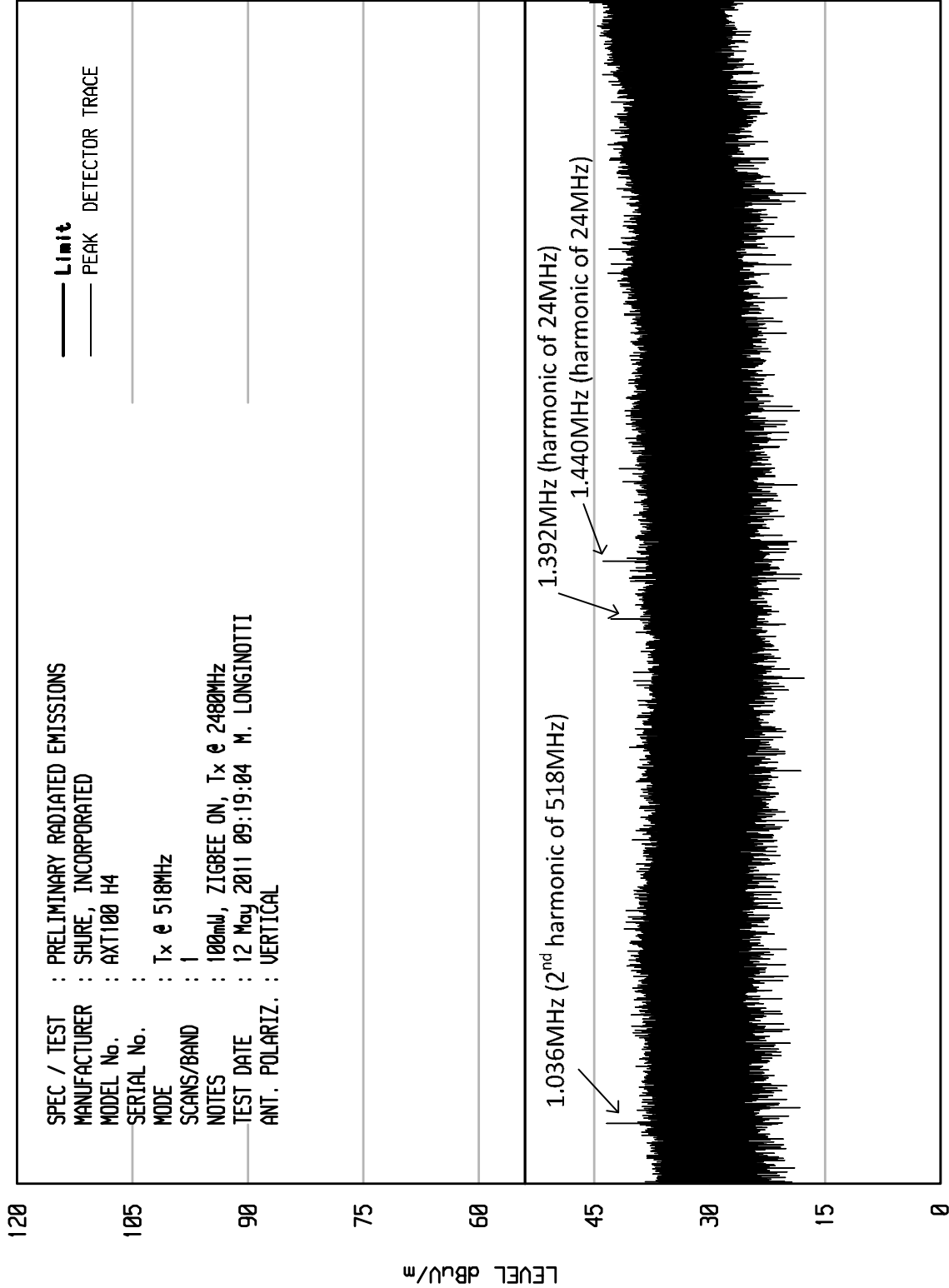
Downers Grove, Ill. 60515

UNIU RCU EMI RUN 4

UKA1 10/20/10

SPEC / TEST : PRELIMINARY RADIATED EMISSIONS
 MANUFACTURER : SHURE, INCORPORATED
 MODEL No. : AXT100 H4
 SERIAL No. :
 MODE : Tx @ 518MHz
 SCANS/BAND : 1
 NOTES : 100mW, ZIGBEE ON, Tx @ 2480MHz
 TEST DATE : 12 May 2011 09:19:04 M. LONGINOTTI
 ANT. POLARIZ. : VERTICAL

— Limit
 — PEAK DETECTOR TRACE



START = 1000

FREQUENCY MHz

STOP = 2000

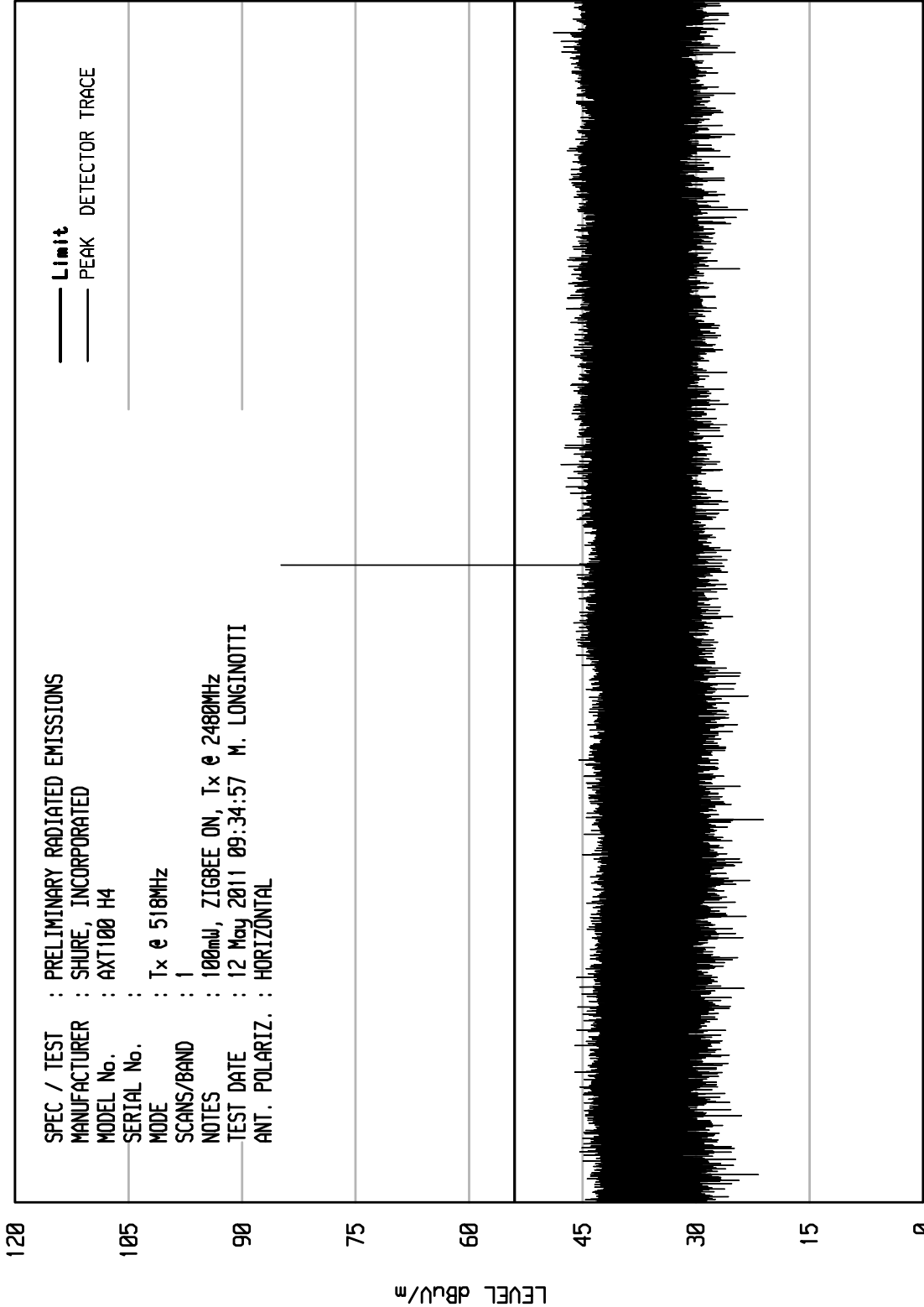


ELITE ELECTRONIC ENGINEERING Inc.

Downers Grove, Ill. 60515

UNITV RCU EMI RUN 4

UKA1 10/20/10



SPEC / TEST : PRELIMINARY RADIATED EMISSIONS

MANUFACTURER : SHURE, INCORPORATED

MODEL No. : AXT100 H4

SERIAL No. :

MODE : Tx @ 518MHz

SCANS/BAND : 1

NOTES : 100mW, ZIGBEE ON, Tx @ 2480MHz

TEST DATE : 12 May 2011 09:34:57 M. LONGINOTTI

ANT. POLARIZ. : HORIZONTAL

START = 2000

FREQUENCY MHz

STOP = 3000

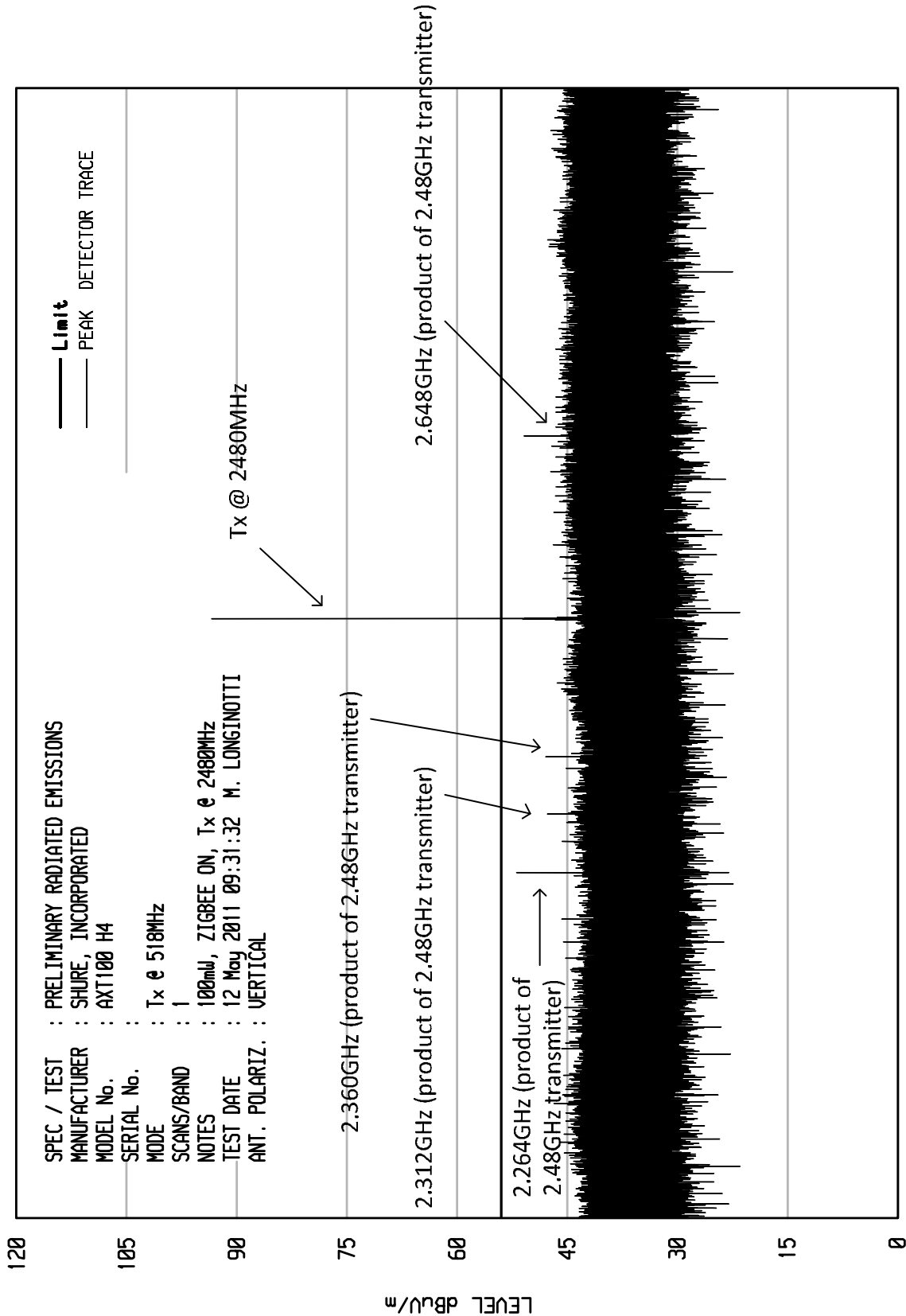
ELITE ELECTRONIC ENGINEERING Inc.
Downers Grove, Ill. 60515

UNIU RCU EMI RUN 3

UKA1 10/20/10

SPEC / TEST : PRELIMINARY RADIATED EMISSIONS
 MANUFACTURER : SHURE, INCORPORATED
 MODEL No. : AXT100 H4
 SERIAL No. :
 MODE : Tx e 518MHz
 SCANS/BAND : 1
 NOTES : 100mW, ZIGBEE ON, Tx e 2480MHz
 TEST DATE : 12 May 2011 09:31:32 M. LONGINOTTI
 ANT. POLARIZ. : VERTICAL

— Limit
 — PEAK DETECTOR TRACE



STOP = 3000

FREQUENCY MHz

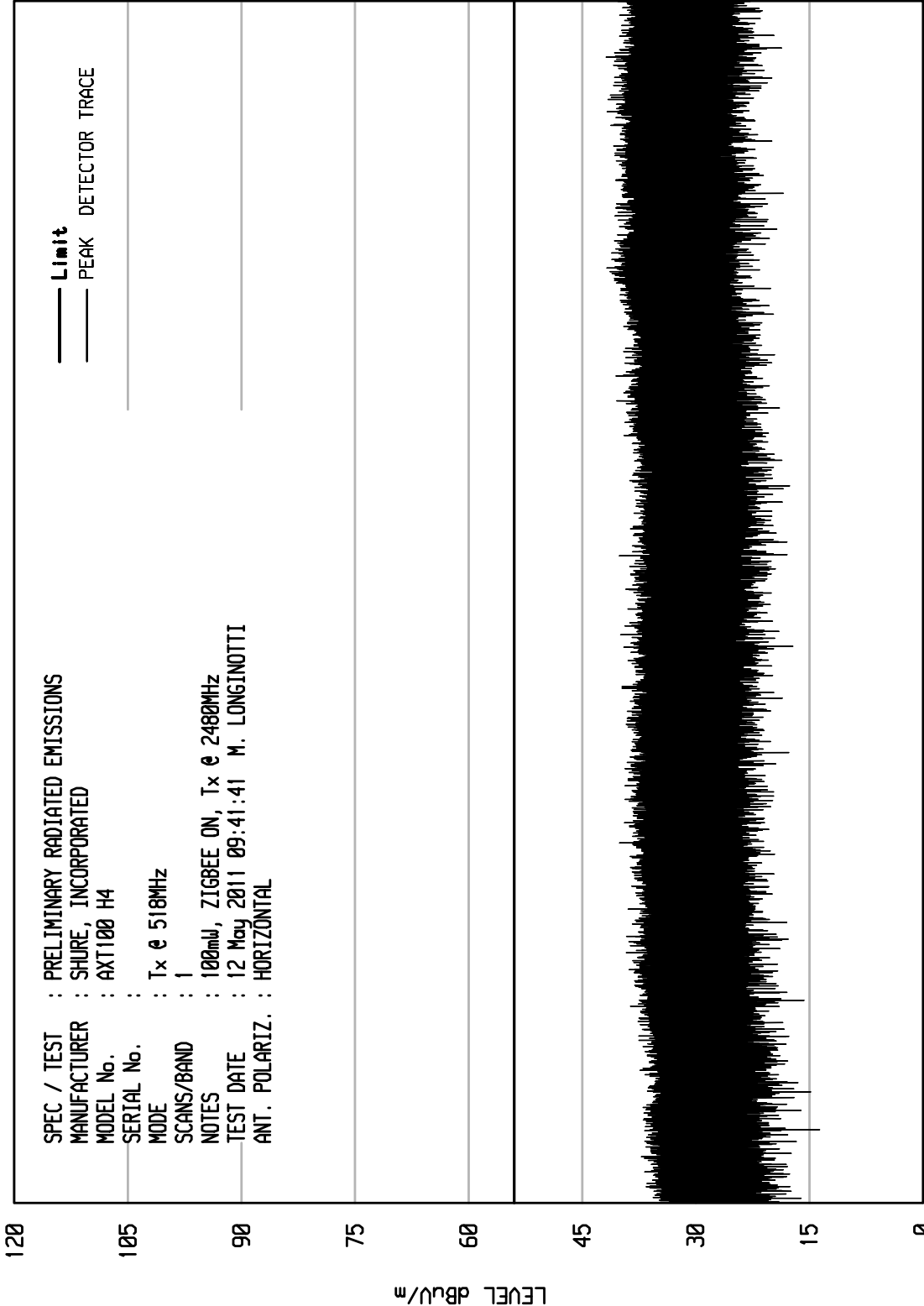
START = 2000

ELITE ELECTRONIC ENGINEERING Inc.

Downers Grove, Ill. 60515

UNITV RCU EMI RUN 3

UKA1 10/20/10



SPEC / TEST : PRELIMINARY RADIATED EMISSIONS
 MANUFACTURER : SHURE, INCORPORATED
 MODEL No. : AXT100 H4
 SERIAL No. :
 MODE : Tx @ 518MHz
 SCANS/BAND : 1
 NOTES : 100mW, ZIGBEE ON, Tx @ 2480MHz
 TEST DATE : 12 May 2011 09:41:41 M. LONGINOTTI
 ANT. POLARIZ. : HORIZONTAL

STOP = 4000

FREQUENCY MHz

START = 3000

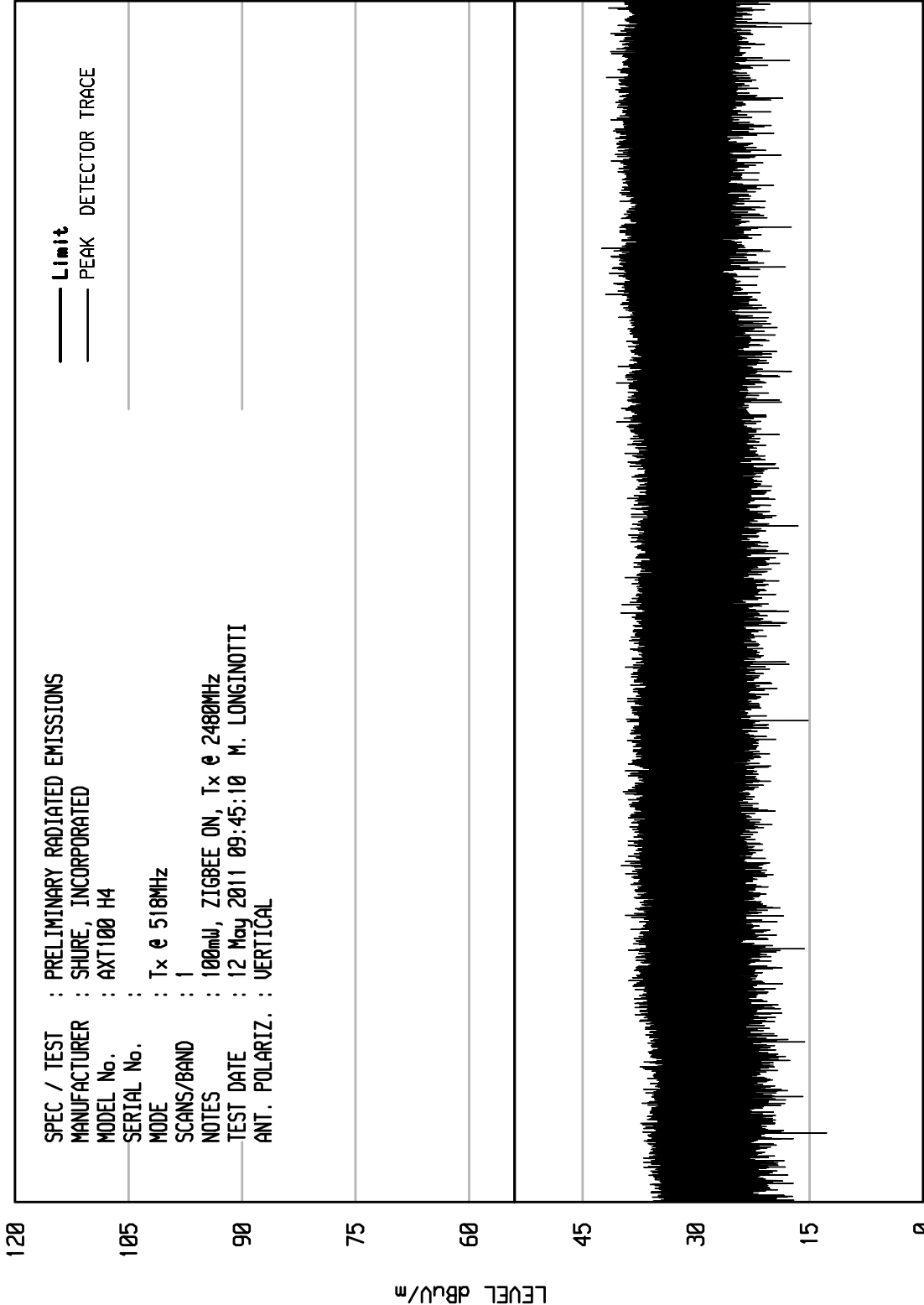


ELITE ELECTRONIC ENGINEERING Inc.

Downers Grove, Ill. 60515

UNITV RCU EMI RUN 4

UKA1 10/20/10



STOP = 4000

FREQUENCY MHz

START = 3000

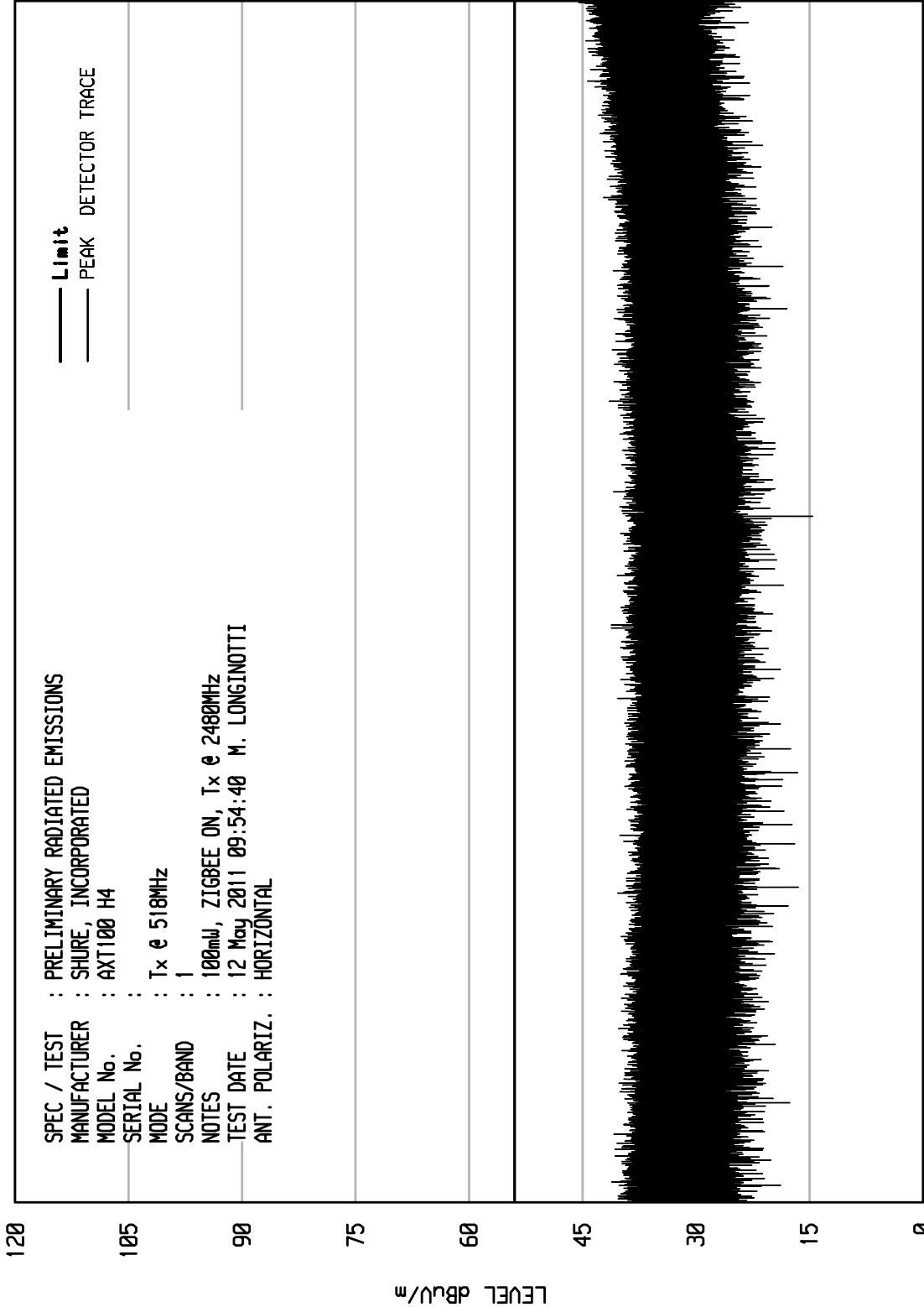


ELITE ELECTRONIC ENGINEERING Inc.

Downers Grove, Ill. 60515

UNITV RCU EMI RUN 4

UKA1 10/20/10



SPEC / TEST : PRELIMINARY RADIATED EMISSIONS

MANUFACTURER : SHURE, INCORPORATED

MODEL No. : AXT100 H4

SERIAL No. :

MODE : Tx @ 518MHz

SCANS/BAND : 1

NOTES : 100mW, ZIGBEE ON, Tx @ 2480MHz

TEST DATE : 12 May 2011 09:54:40 M. LONGINOTTI

ANT. POLARIZ. : HORIZONTAL

START = 4000

FREQUENCY MHz

STOP = 5000

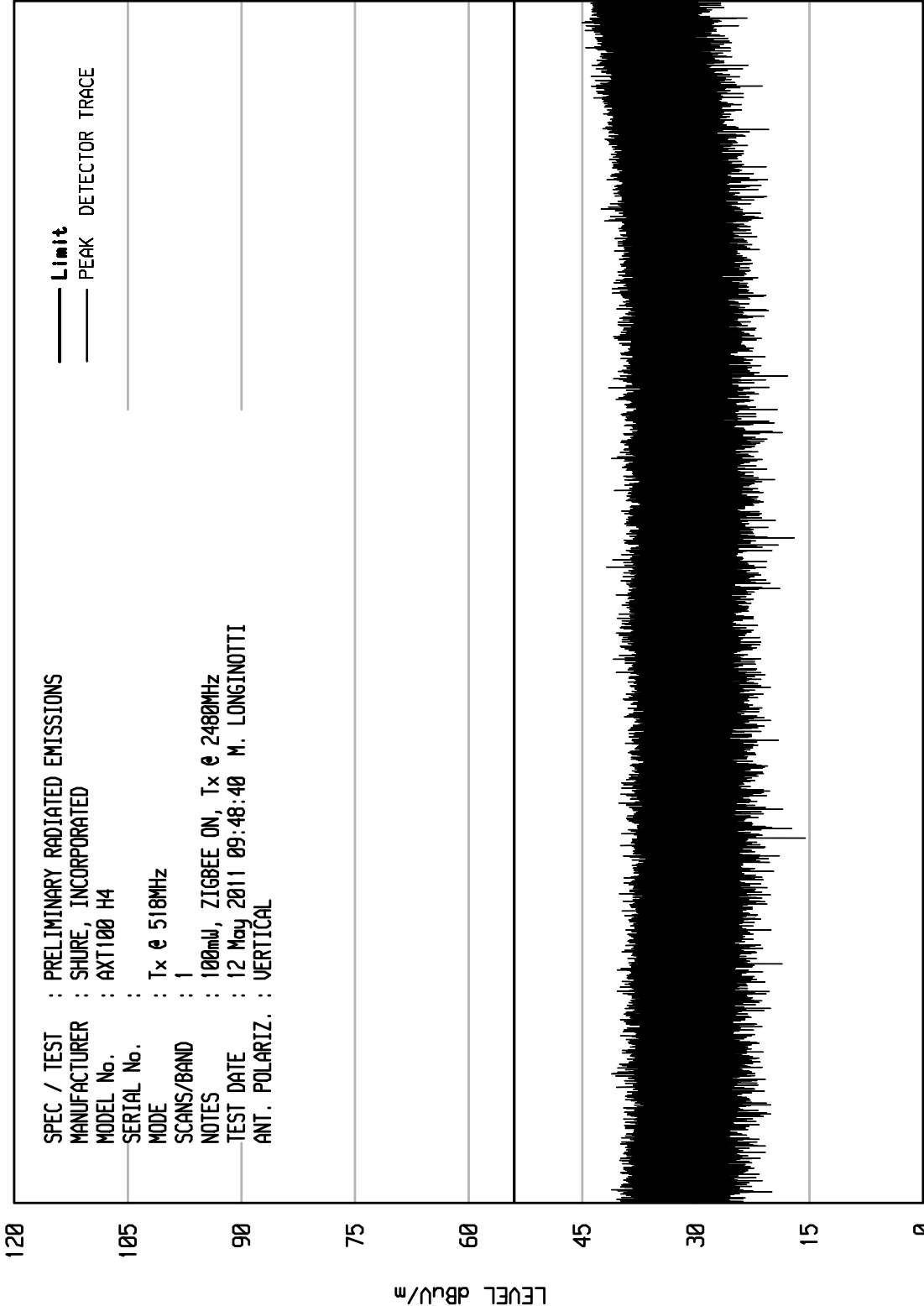


ELITE ELECTRONIC ENGINEERING Inc.

Downers Grove, Ill. 60515

UNITV RCU EMI RUN 3

UKA1 10/20/10



SPEC / TEST : PRELIMINARY RADIATED EMISSIONS

MANUFACTURER : SHURE, INCORPORATED

MODEL No. : AXT100 H4

SERIAL No. :

MODE : Tx @ 518MHz

SCANS/BAND : 1

NOTES : 100mW, ZIGBEE ON, Tx @ 2480MHz

TEST DATE : 12 May 2011 09:48:40 M. LONGINOTTI

ANT. POLARIZ. : VERTICAL

120
105
90
75
60
45
30
15
0

LEVEL dBu/m

START = 4000

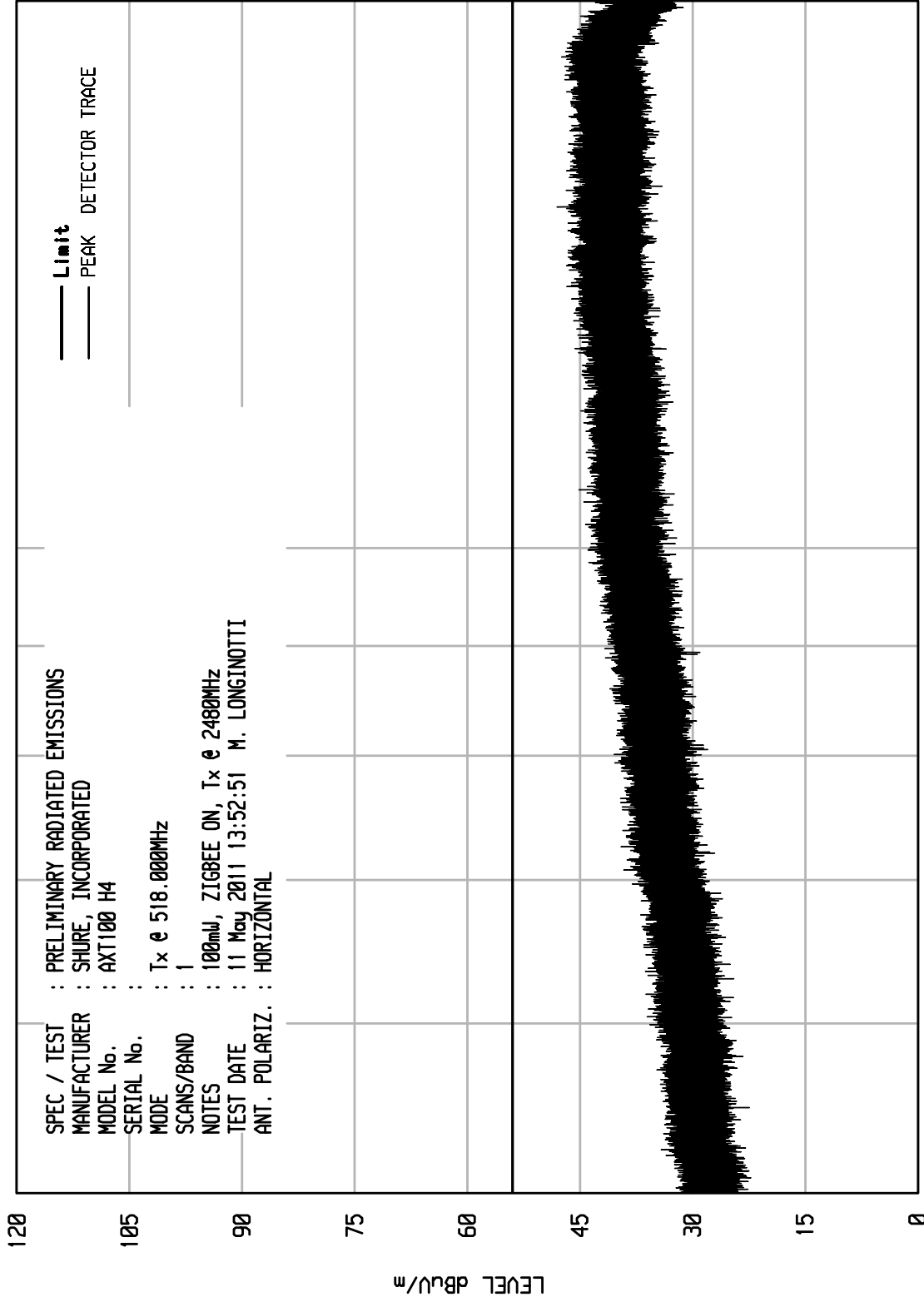
FREQUENCY MHz

STOP = 5000

ELITE ELECTRONIC ENGINEERING Inc.
Downers Grove, Ill. 60515

UNITV RCU EMI RUN 11

UKA1 10/20/10



STOP = 18000

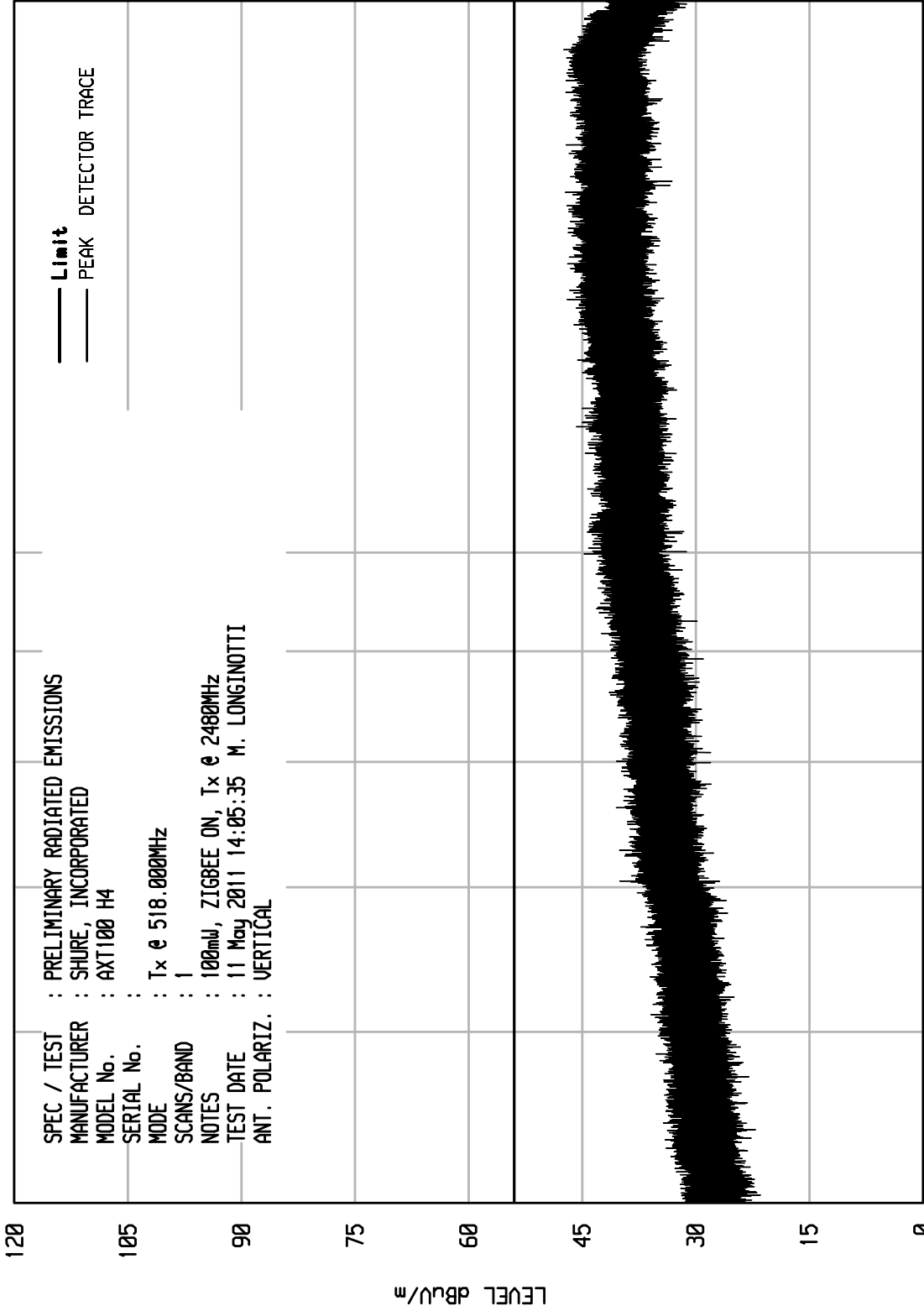
FREQUENCY MHz

START = 5000

ELITE ELECTRONIC ENGINEERING Inc.
Downers Grove, Ill. 60515

UNITV RCU EMI RUN 12

UKA1 10/20/10



SPEC / TEST : PRELIMINARY RADIATED EMISSIONS
 MANUFACTURER : SHURE, INCORPORATED
 MODEL No. : AXT100 H4
 SERIAL No. :
 MODE : Tx @ 518.000MHz
 SCANS/BAND : 1
 NOTES : 100mW, ZIGBEE ON, Tx @ 2480MHz
 TEST DATE : 11 May 2011 14:05:35 M. LONGINOTTI
 ANT. POLARIZ. : VERTICAL

120
 105
 90
 75
 60
 45
 30
 15
 0

LEVEL dBu/m

STOP = 18000

FREQUENCY MHz

START = 5000

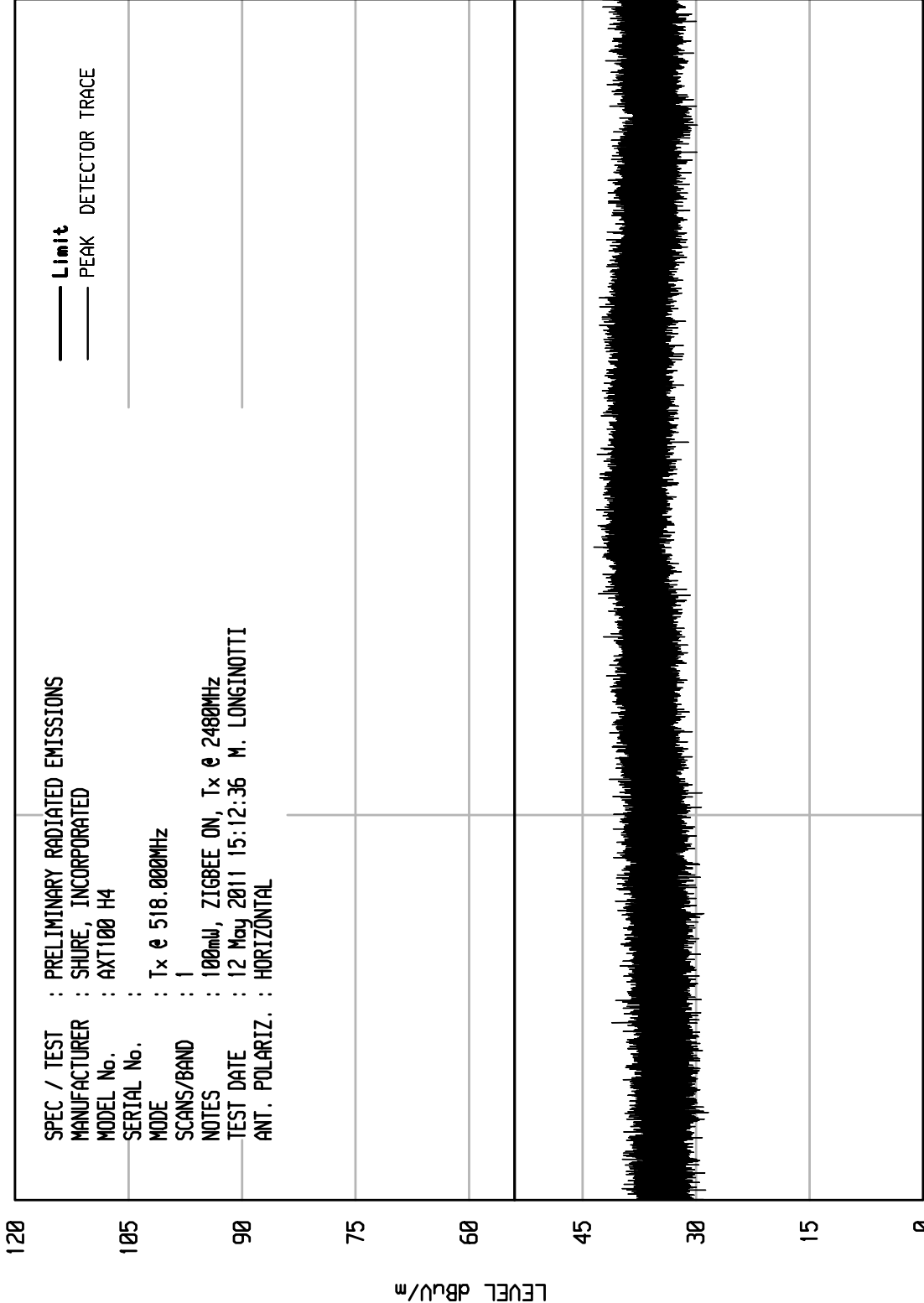


ELITE ELECTRONIC ENGINEERING Inc.

Downers Grove, Ill. 60515

UNITV RCU EMI RUN 28

UKAI 10/20/10



STOP = 25000

FREQUENCY MHz

START = 18000

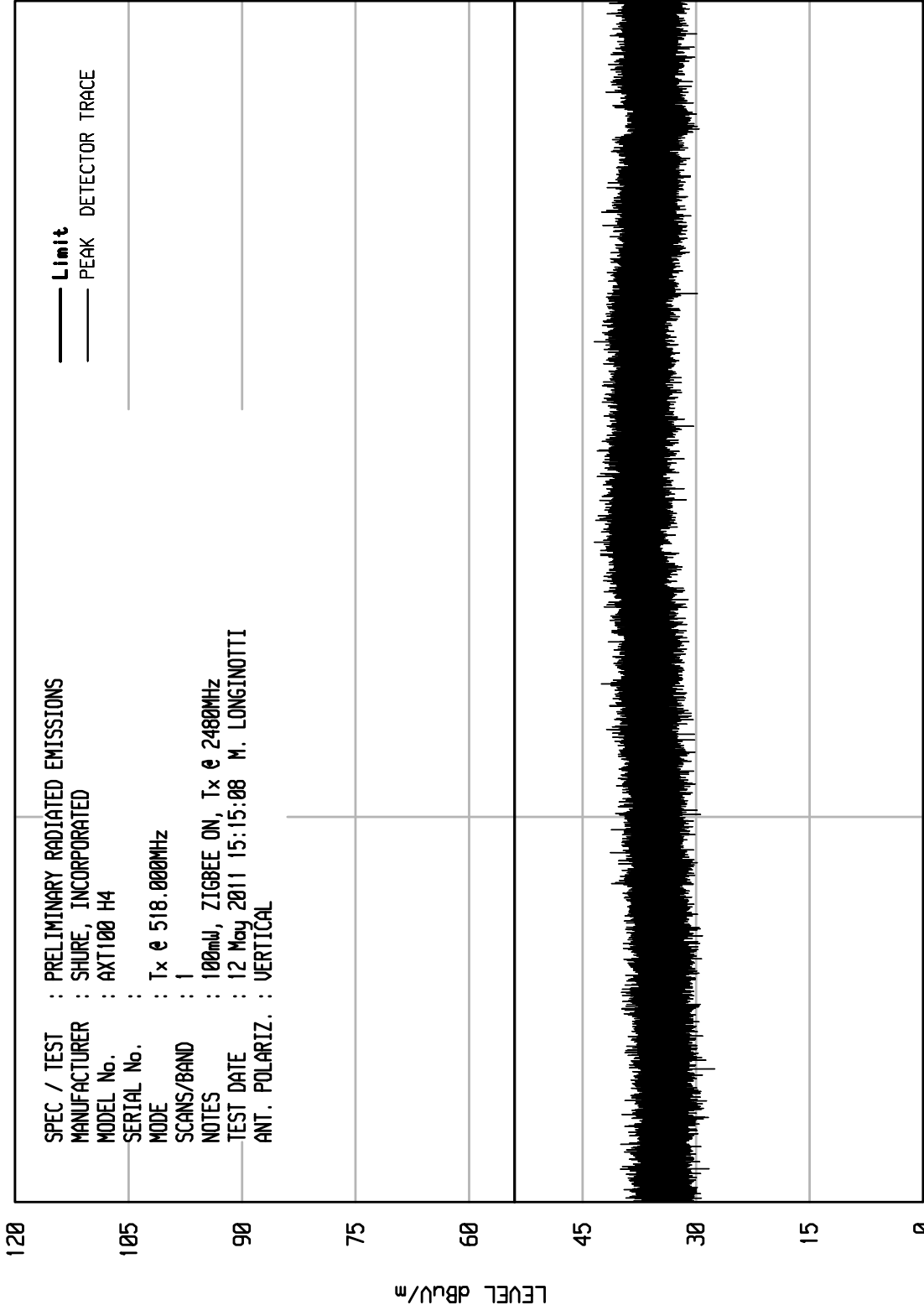


ELITE ELECTRONIC ENGINEERING Inc.

Downers Grove, Ill. 60515

UNITV RCU EMI RUN 29

UKAI 10/20/10



SPEC / TEST : PRELIMINARY RADIATED EMISSIONS
 MANUFACTURER : SHURE, INCORPORATED
 MODEL No. : AXT100 H4
 SERIAL No. :
 MODE : Tx @ 518.000MHz
 SCANS/BAND : 1
 NOTES : 100mW, ZIGBEE ON, Tx @ 2400MHz
 TEST DATE : 12 May 2011 15:15:08 M. LONGINOTTI
 ANT. POLARIZ. : VERTICAL

STOP = 25000

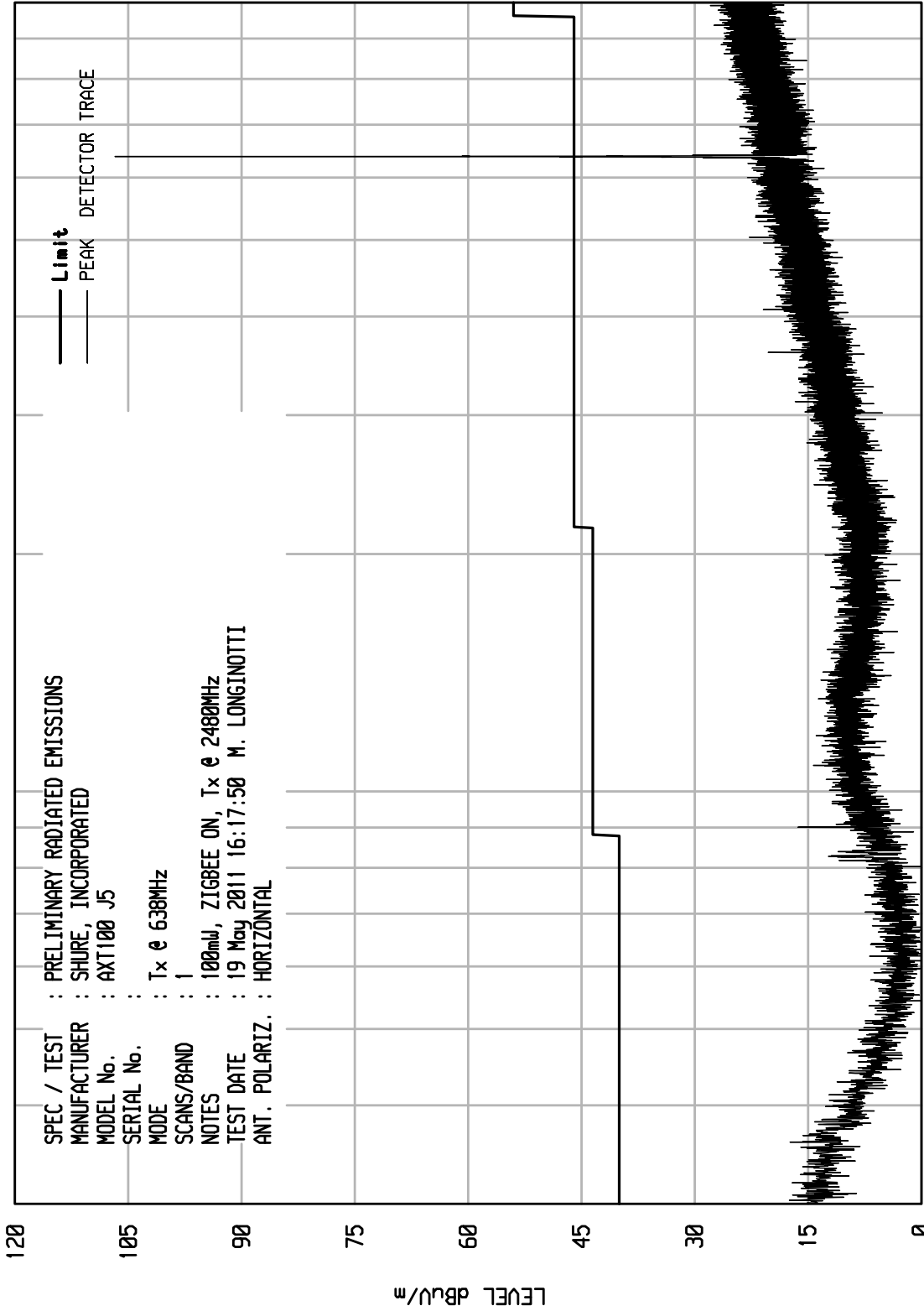
FREQUENCY MHz

START = 18000

ELITE ELECTRONIC ENGINEERING Inc.
Downers Grove, Ill. 60515

UNITV RCU EMI RUN 28

UKA1 10/20/10



120

105

90

75

60

45

30

15

0

LEVEL dBu/m

— Limit
— PEAK DETECTOR TRACE

SPEC / TEST : PRELIMINARY RADIATED EMISSIONS
 MANUFACTURER : SHURE, INCORPORATED
 MODEL No. : AXT100 J5
 SERIAL No. :
 MODE : Tx @ 638MHz
 SCANS/BAND : 1
 NOTES : 100mW, ZIGBEE ON, Tx @ 2480MHz
 TEST DATE : 19 May 2011 16:17:50 M. LONGINOTTI
 ANT. POLARIZ. : HORIZONTAL

100

FREQUENCY MHz

STOP = 1000

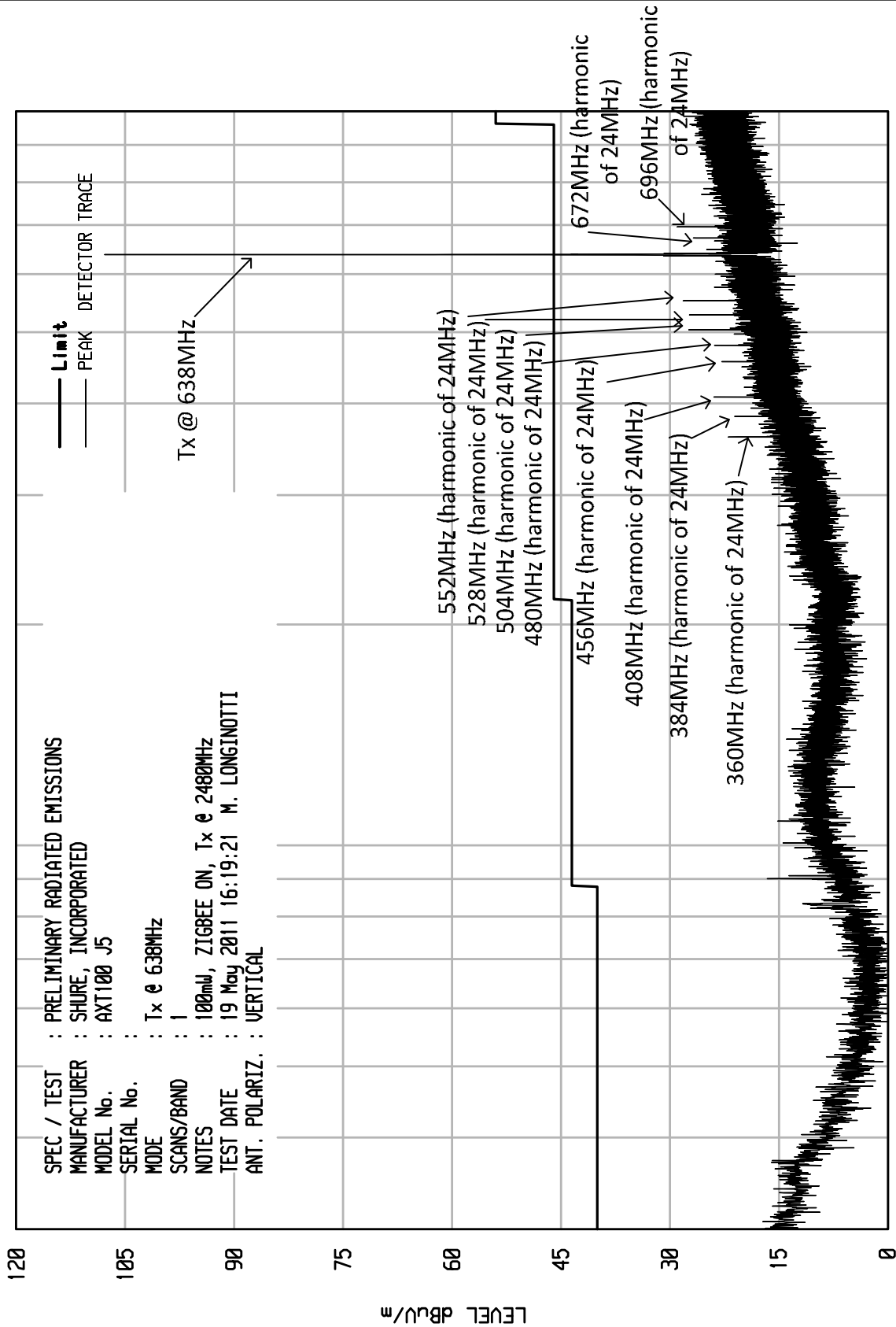
START = 30

ELITE ELECTRONIC ENGINEERING Inc.
Downers Grove, Ill. 60515

UNIU RCU EMI RUN 29

MKA1 10/20/10

: PRELIMINARY RADIATED EMISSIONS
 : SHURE, INCORPORATED
 : AXT100 J5
 :
 : Tx @ 638MHz
 :
 : 100mW, ZIGBEE ON, Tx @ 2400MHz
 : 19 May 2011 16:19:21 M. LONGINOTTI
 : ANT. POLARIZ. : VERTICAL



STOP = 1000

FREQUENCY MHz

START = 30

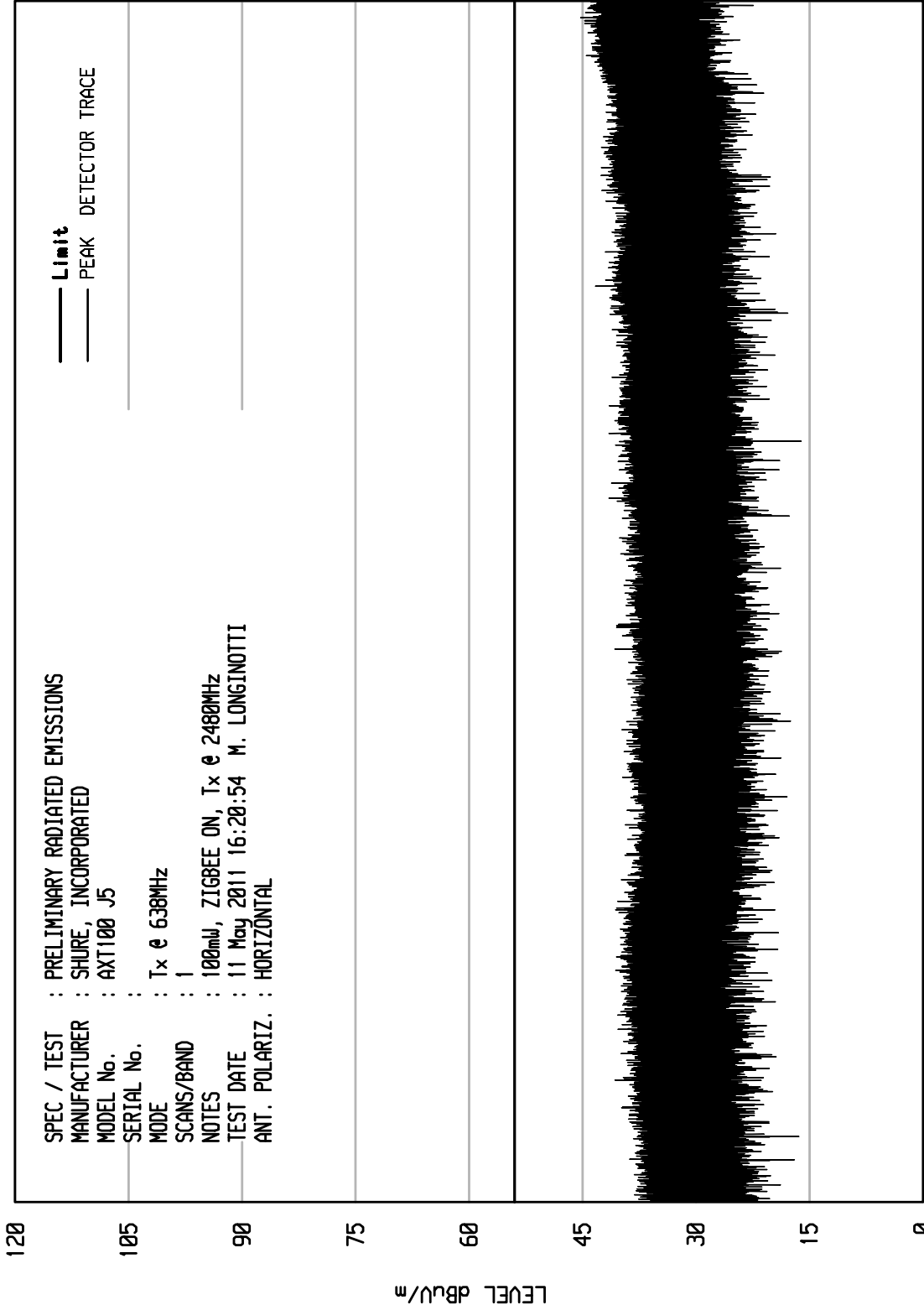


ELITE ELECTRONIC ENGINEERING Inc.

Downers Grove, Ill. 60515

UNITV RCU EMI RUN 4

UKA1 10/20/10



SPEC / TEST : PRELIMINARY RADIATED EMISSIONS
 MANUFACTURER : SHURE, INCORPORATED
 MODEL No. : AXT100 J5
 SERIAL No. :
 MODE : Tx @ 638MHz
 SCANS/BAND : 1
 NOTES : 100mW, ZIGBEE ON, Tx @ 2480MHz
 TEST DATE : 11 May 2011 16:20:54 M. LONGINOTTI
 ANT. POLARIZ. : HORIZONTAL

120
 105
 90
 75
 60
 45
 30
 15
 0

LEVEL dBu/m

STOP = 2000

FREQUENCY MHz

START = 1000

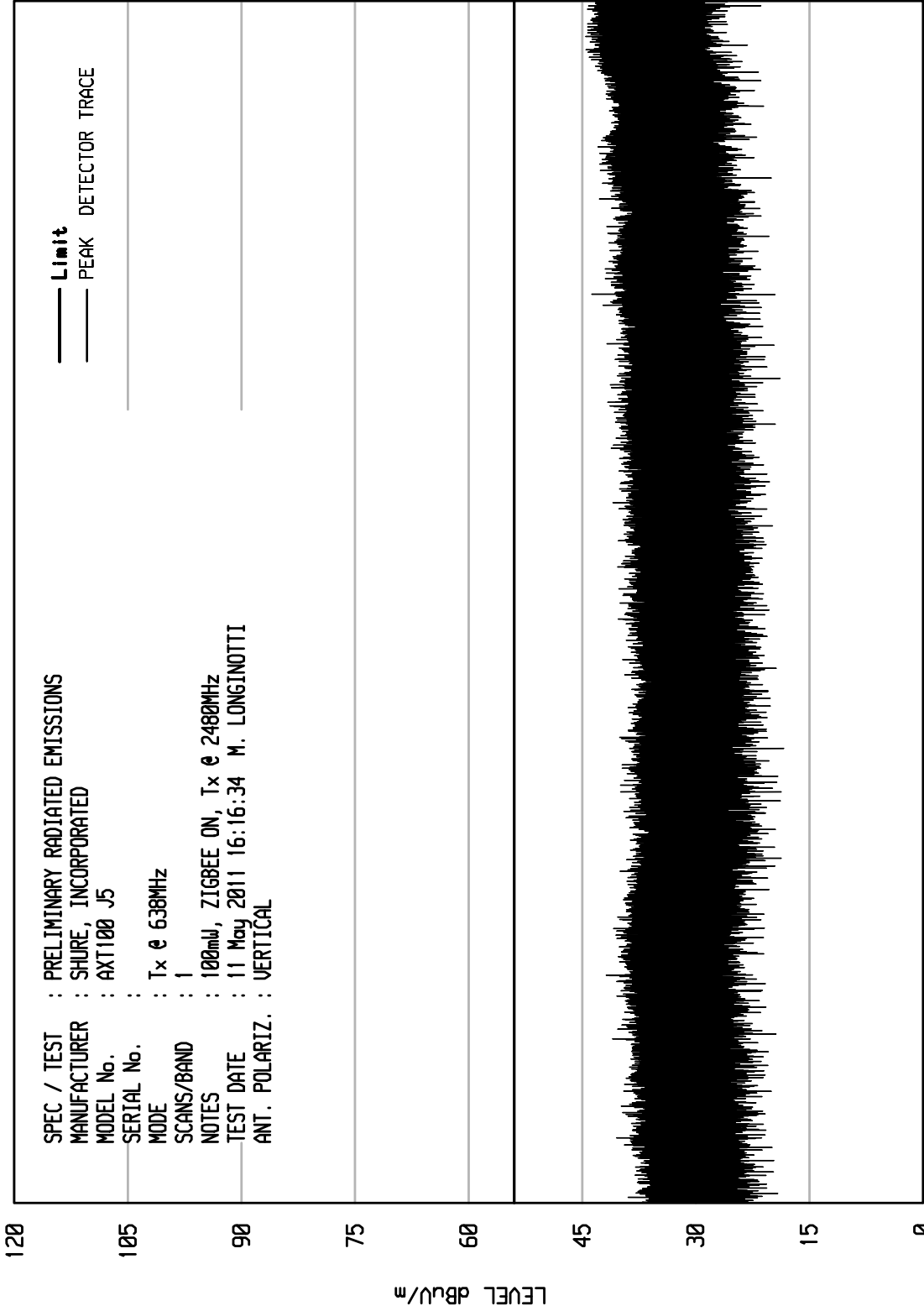


ELITE ELECTRONIC ENGINEERING Inc.

Downers Grove, Ill. 60515

UNITV RCU EMI RUN 3

UKA1 10/20/10



SPEC / TEST : PRELIMINARY RADIATED EMISSIONS

MANUFACTURER : SHURE, INCORPORATED

MODEL No. : AXT100 J5

SERIAL No. :

MODE : Tx @ 638MHz

SCANS/BAND : 1

NOTES : 100mW, ZIGBEE ON, Tx @ 2480MHz

TEST DATE : 11 May 2011 16:16:34 M. LONGINOTTI

ANT. POLARIZ. : VERTICAL

120
105
90
75
60
45
30
15
0

LEVEL dBu/m

START = 1000

FREQUENCY MHz

STOP = 2000

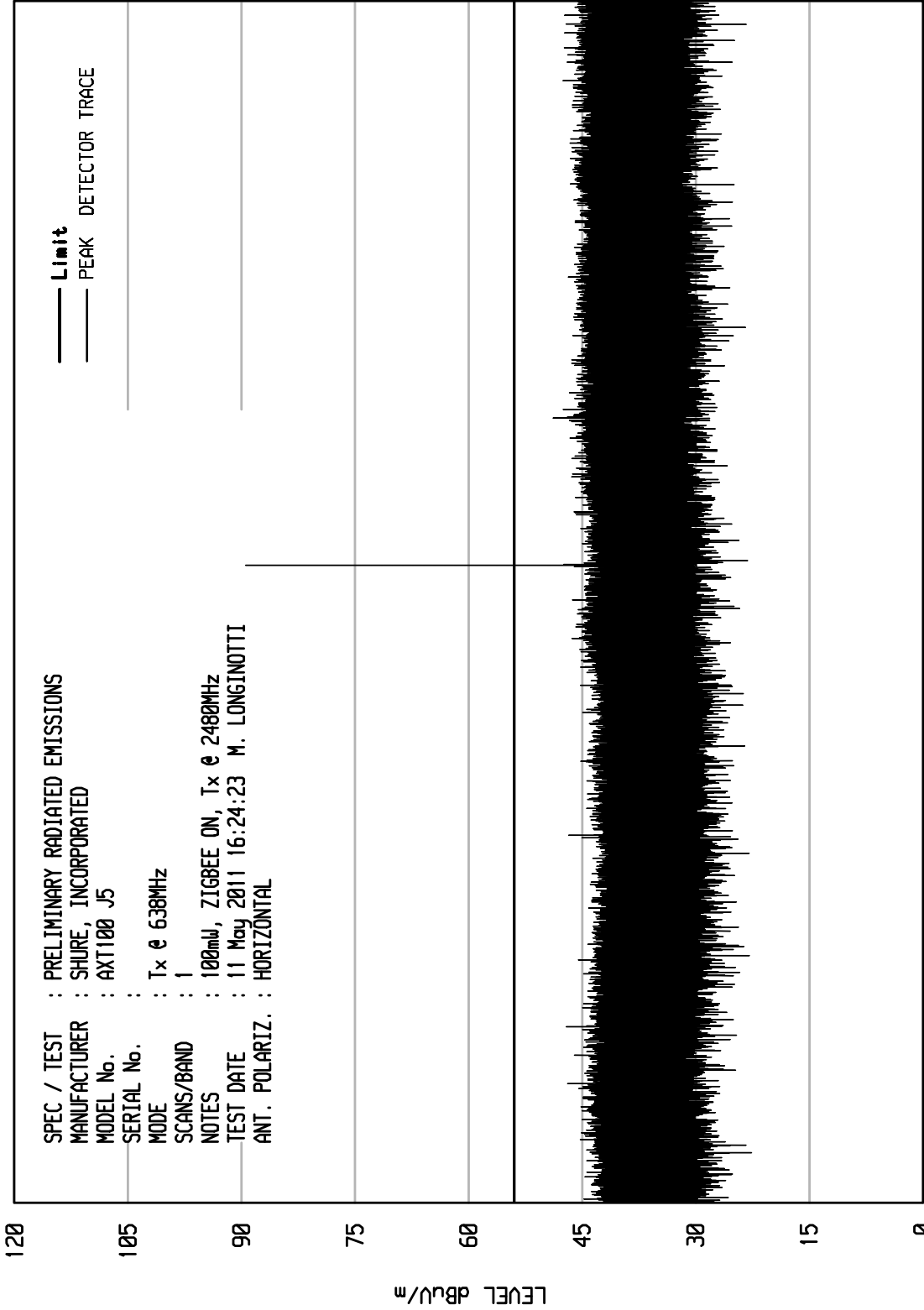


ELITE ELECTRONIC ENGINEERING Inc.

Downers Grove, Ill. 60515

UNITV RCU EMI RUN 3

UKA1 10/20/10



SPEC / TEST : PRELIMINARY RADIATED EMISSIONS
 MANUFACTURER : SHURE, INCORPORATED
 MODEL No. : AXT100 J5
 SERIAL No. :
 MODE : Tx @ 638MHz
 SCANS/BAND : 1
 NOTES : 100mW, ZIGBEE ON, Tx @ 2480MHz
 TEST DATE : 11 May 2011 16:24:23 M. LONGINOTTI
 ANT. POLARIZ. : HORIZONTAL

STOP = 3000

FREQUENCY MHz

START = 2000

ELITE ELECTRONIC ENGINEERING Inc.

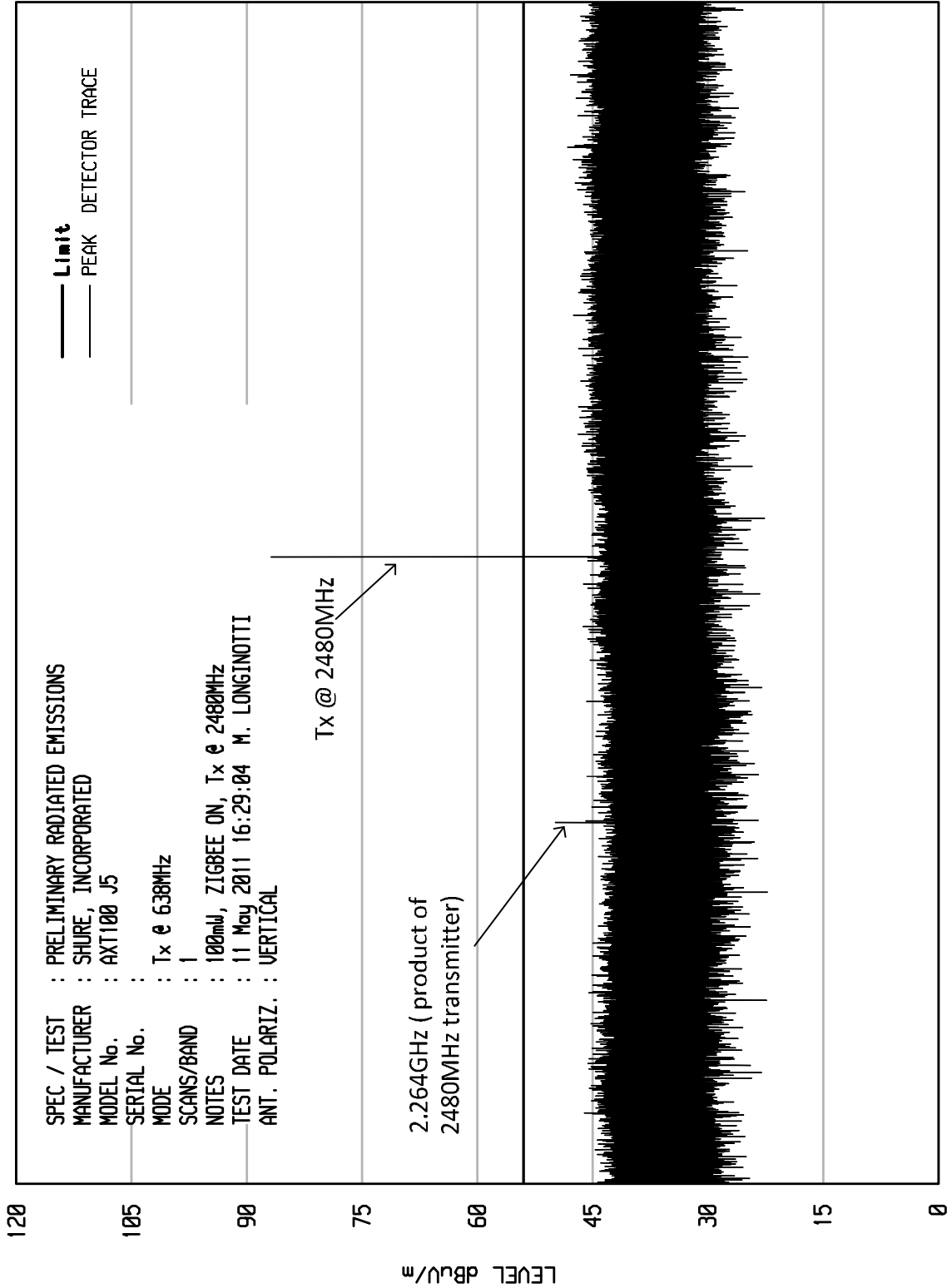
Downers Grove, Ill. 60515

UNIU RCU EMI RUN 4

UKA1 10/20/10

SPEC / TEST : PRELIMINARY RADIATED EMISSIONS
 MANUFACTURER : SHURE, INCORPORATED
 MODEL No. : AXT100 J5
 SERIAL No. :
 MODE : Tx @ 638MHz
 SCANS/BAND : 1
 NOTES : 100mW, ZIGBEE ON, Tx @ 2480MHz
 TEST DATE : 11 May 2011 16:29:04 M. LONGINOTTI
 ANT. POLARIZ. : VERTICAL

— Limit
 — PEAK DETECTOR TRACE



STOP = 3000

FREQUENCY MHz

START = 2000

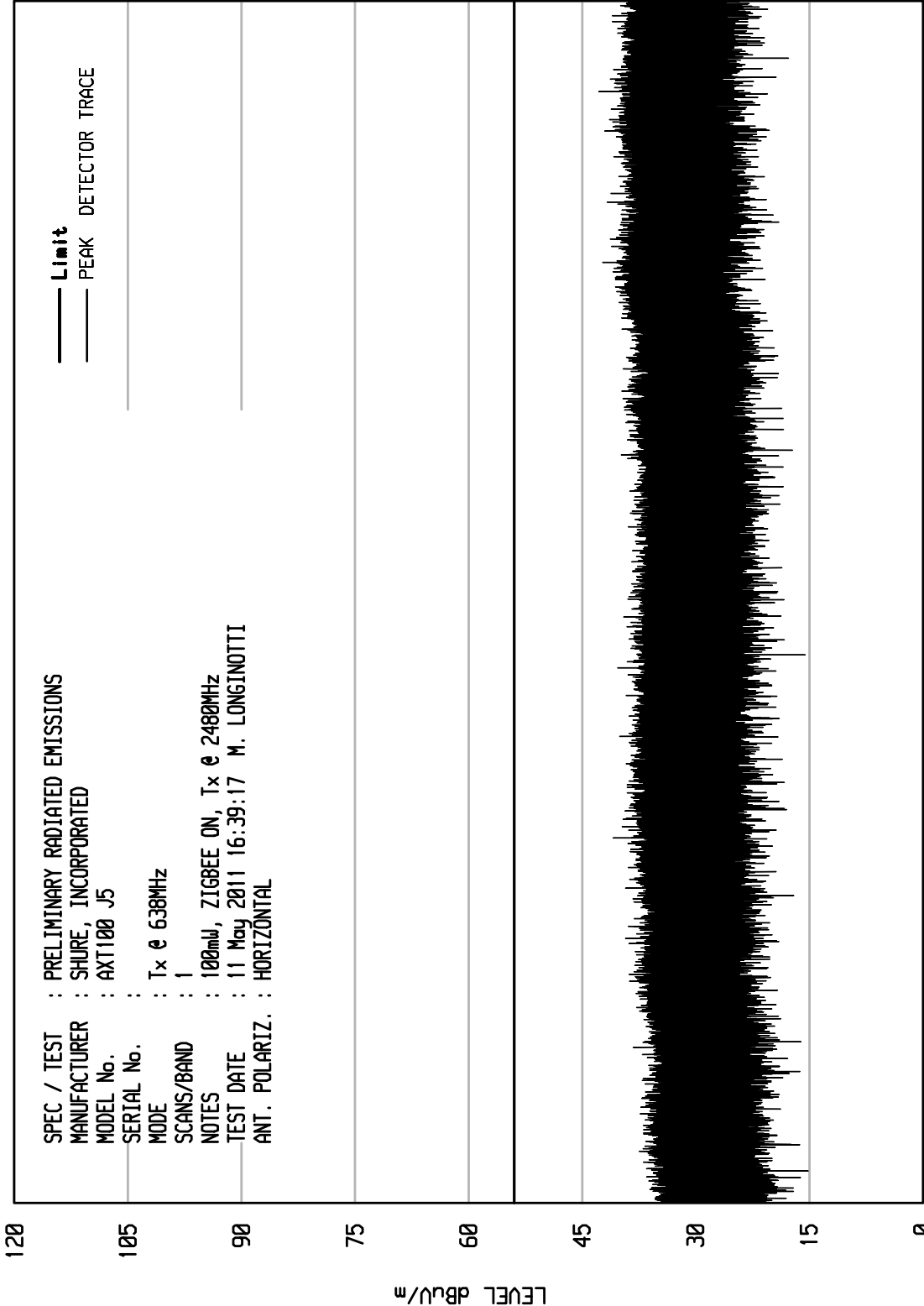


ELITE ELECTRONIC ENGINEERING Inc.

Downers Grove, Ill. 60515

UNITV RCU EMI RUN 5

UKA1 10/20/10



SPEC / TEST : PRELIMINARY RADIATED EMISSIONS
 MANUFACTURER : SHURE, INCORPORATED
 MODEL No. : AXT100 J5
 SERIAL No. :
 MODE : Tx @ 638MHz
 SCANS/BAND : 1
 NOTES : 100mW, ZIGBEE ON, Tx @ 2480MHz
 TEST DATE : 11 May 2011 16:39:17 M. LONGINOTTI
 ANT. POLARIZ. : HORIZONTAL

STOP = 4000

FREQUENCY MHz

START = 3000

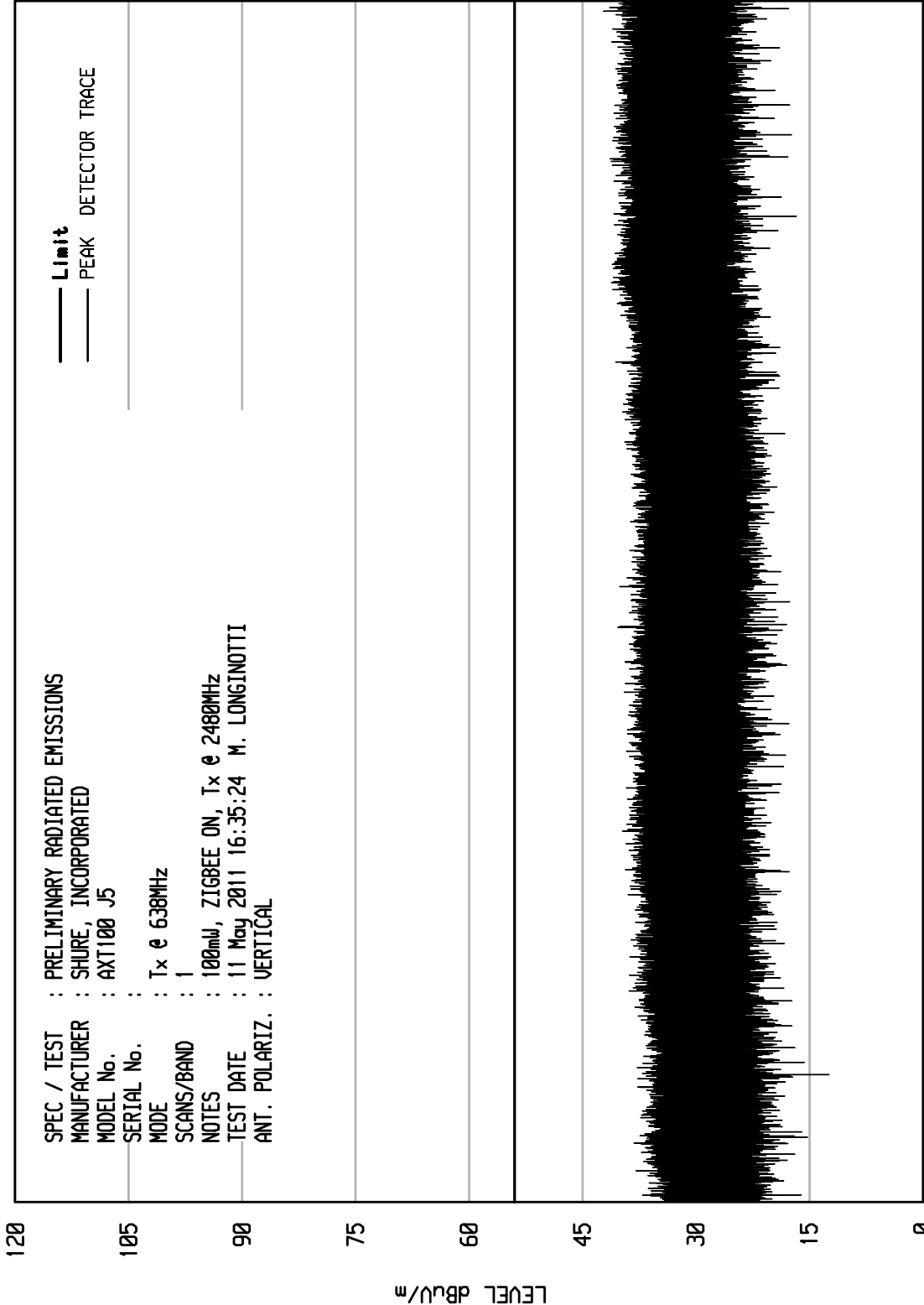


ELITE ELECTRONIC ENGINEERING Inc.

Downers Grove, Ill. 60515

UNITV RCU EMI RUN 4

UKA1 10/20/10



SPEC / TEST : PRELIMINARY RADIATED EMISSIONS

MANUFACTURER : SHURE, INCORPORATED

MODEL No. : AXT100 J5

SERIAL No. :

MODE : Tx @ 638MHz

SCANS/BAND : 1

NOTES : 100mW, ZIGBEE ON, Tx @ 2480MHz

TEST DATE : 11 May 2011 16:35:24 M. LONGINOTTI

ANT. POLARIZ. : VERTICAL

120
 105
 90
 75
 60
 45
 30
 15
 0

LEVEL dBu/m

FREQUENCY MHz

START = 3000

STOP = 4000

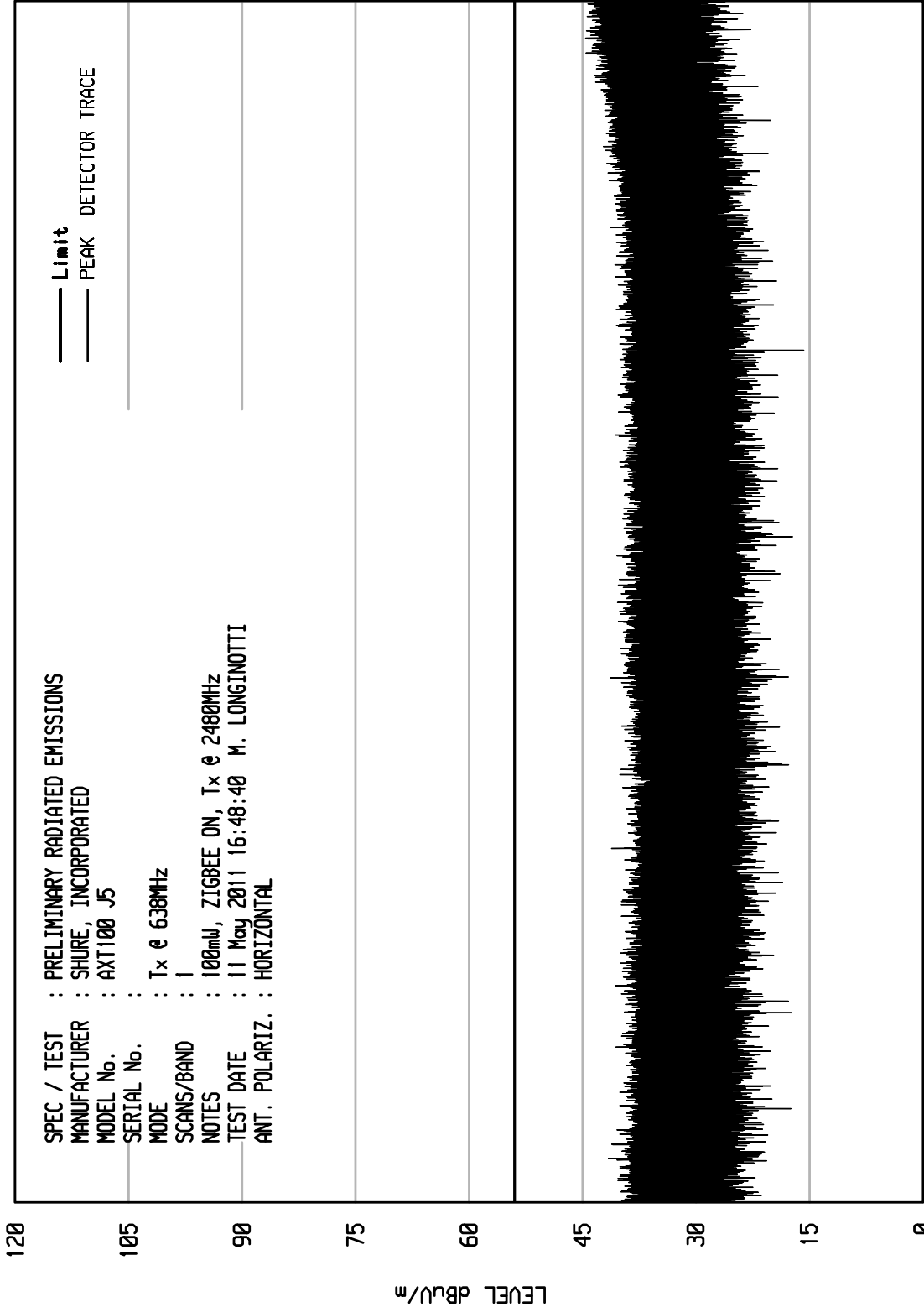


ELITE ELECTRONIC ENGINEERING Inc.

Downers Grove, Ill. 60515

UNITV RCU EMI RUN 4

UKA1 10/20/10



SPEC / TEST : PRELIMINARY RADIATED EMISSIONS

MANUFACTURER : SHURE, INCORPORATED

MODEL No. : AXT100 J5

SERIAL No. :

MODE : Tx @ 638MHz

SCANS/BAND : 1

NOTES : 100mW, ZIGBEE ON, Tx @ 2480MHz

TEST DATE : 11 May 2011 16:48:40 M. LONGINOTTI

ANT. POLARIZ. : HORIZONTAL

120
 105
 90
 75
 60
 45
 30
 15
 0

LEVEL dBu/m

FREQUENCY MHz

START = 4000 STOP = 5000

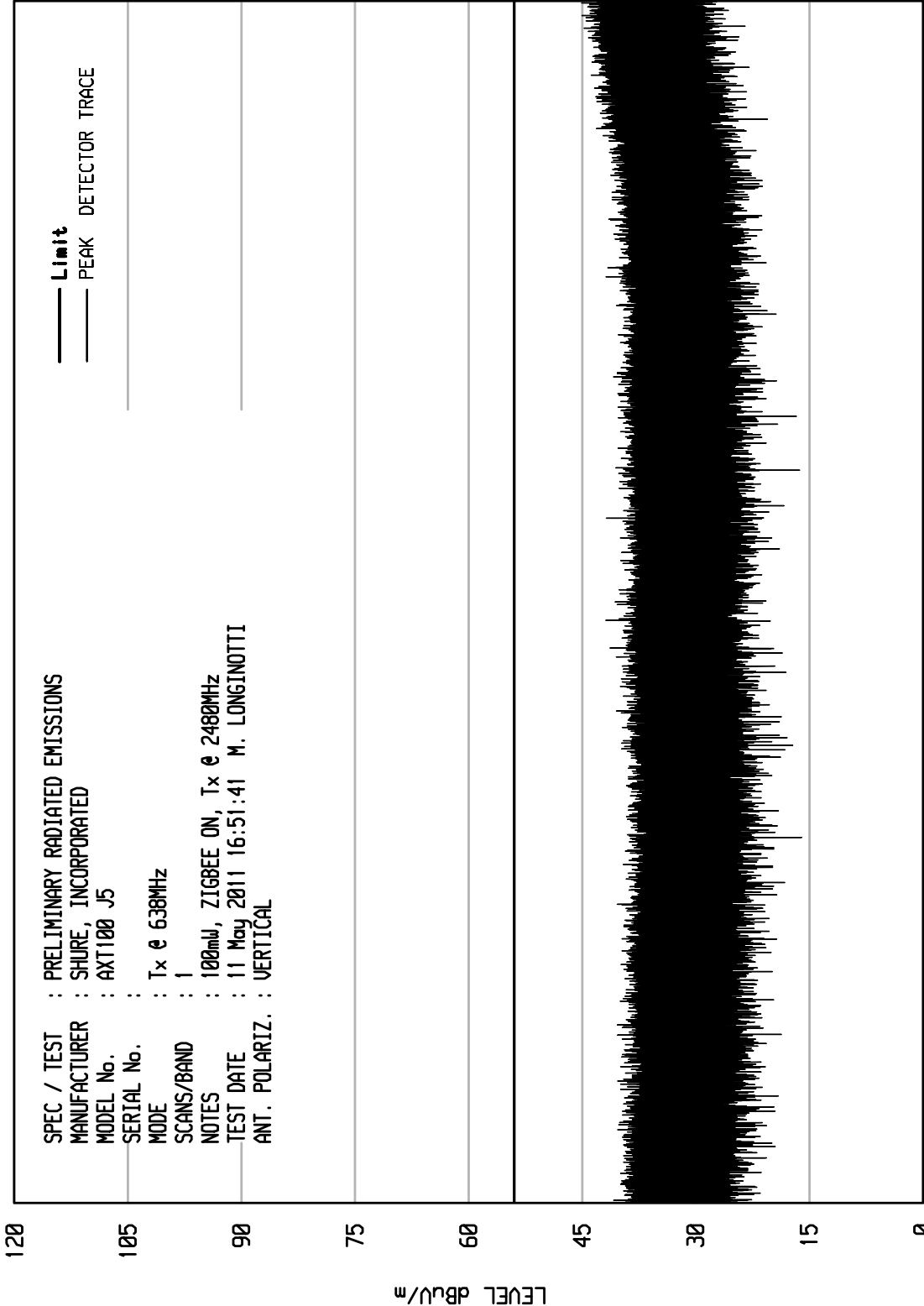


ELITE ELECTRONIC ENGINEERING Inc.

Downers Grove, Ill. 60515

UNITV RCU EMI RUN 5

UKA1 10/20/10



STOP = 5000

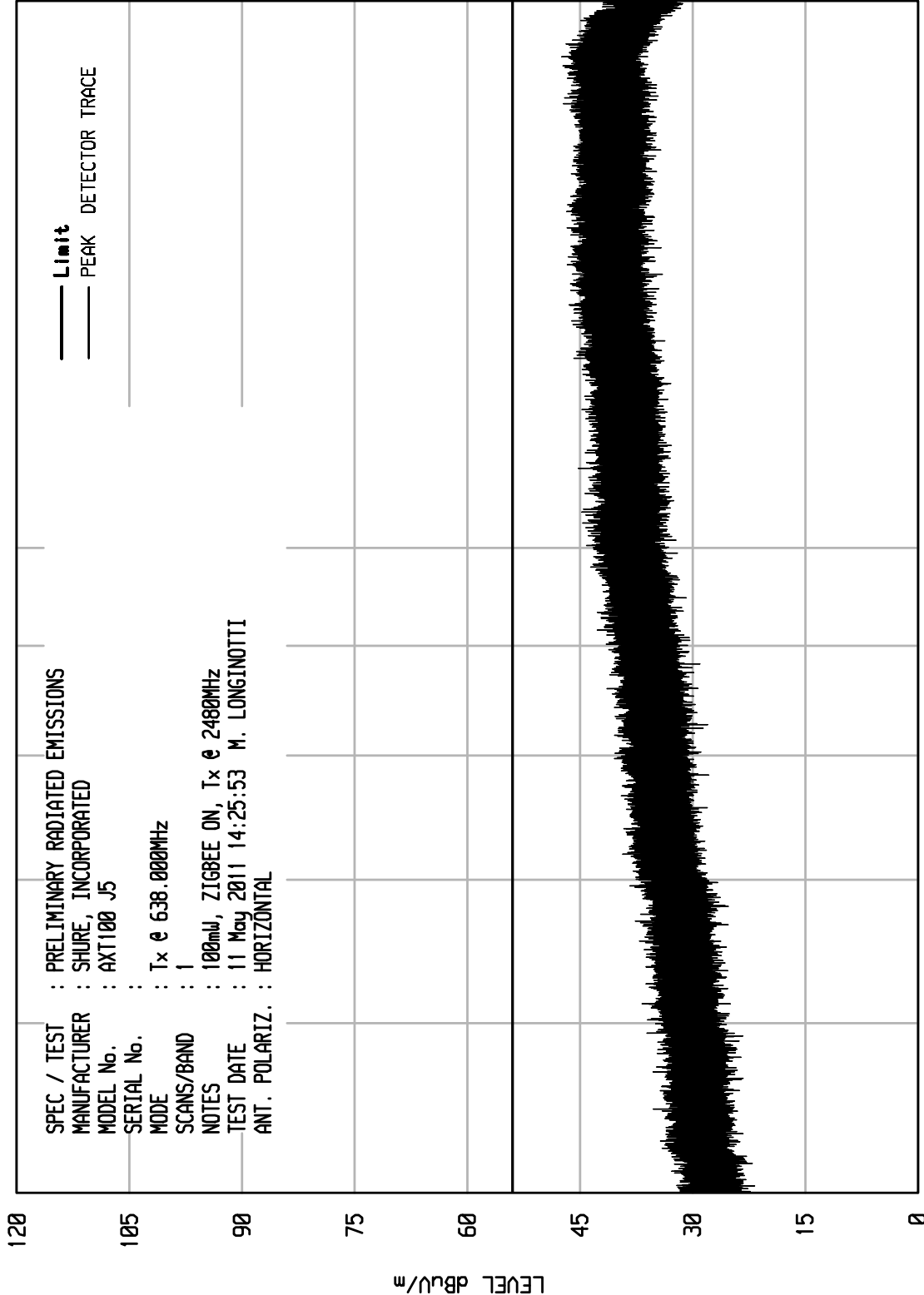
FREQUENCY MHz

START = 4000

ELITE ELECTRONIC ENGINEERING Inc.
Downers Grove, Ill. 60515

UNITV RCU EMI RUN 15

UKA1 10/20/10



SPEC / TEST : PRELIMINARY RADIATED EMISSIONS
 MANUFACTURER : SHURE, INCORPORATED
 MODEL No. : AXT100 J5
 SERIAL No. :
 MODE : Tx @ 638.000MHz
 SCANS/BAND : 1
 NOTES : 100mW, ZIGBEE ON, Tx @ 2480MHz
 TEST DATE : 11 May 2011 14:25:53 M. LONGINOTTI
 ANT. POLARIZ. : HORIZONTAL

START = 5000

FREQUENCY MHz

STOP = 18000

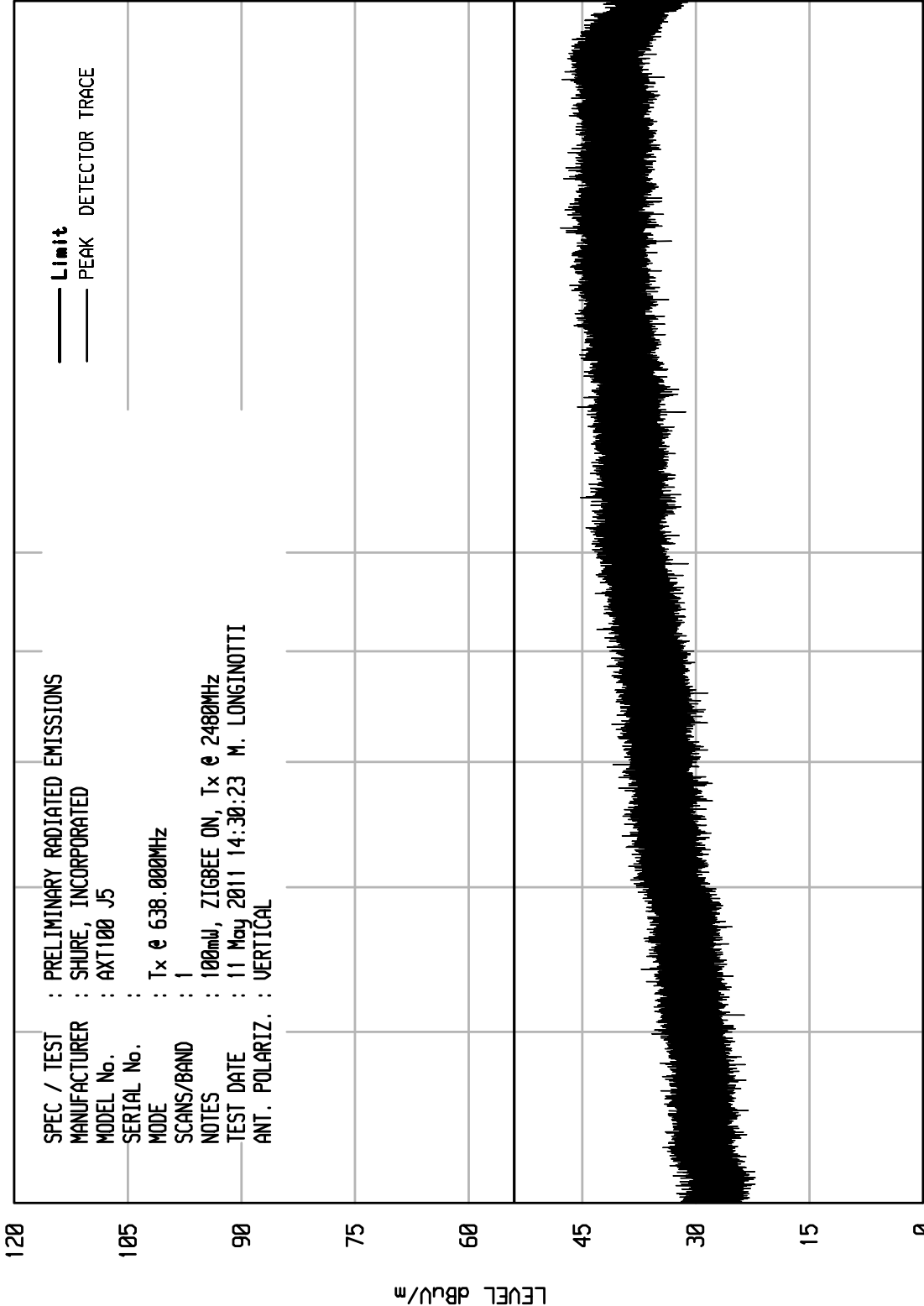


ELITE ELECTRONIC ENGINEERING Inc.

Downers Grove, Ill. 60515

UNITV RCU EMI RUN 16

UKA1 10/20/10



120
105
90
75
60
45
30
15
0

LEVEL dBu/m

START = 5000

FREQUENCY MHz

STOP = 18000

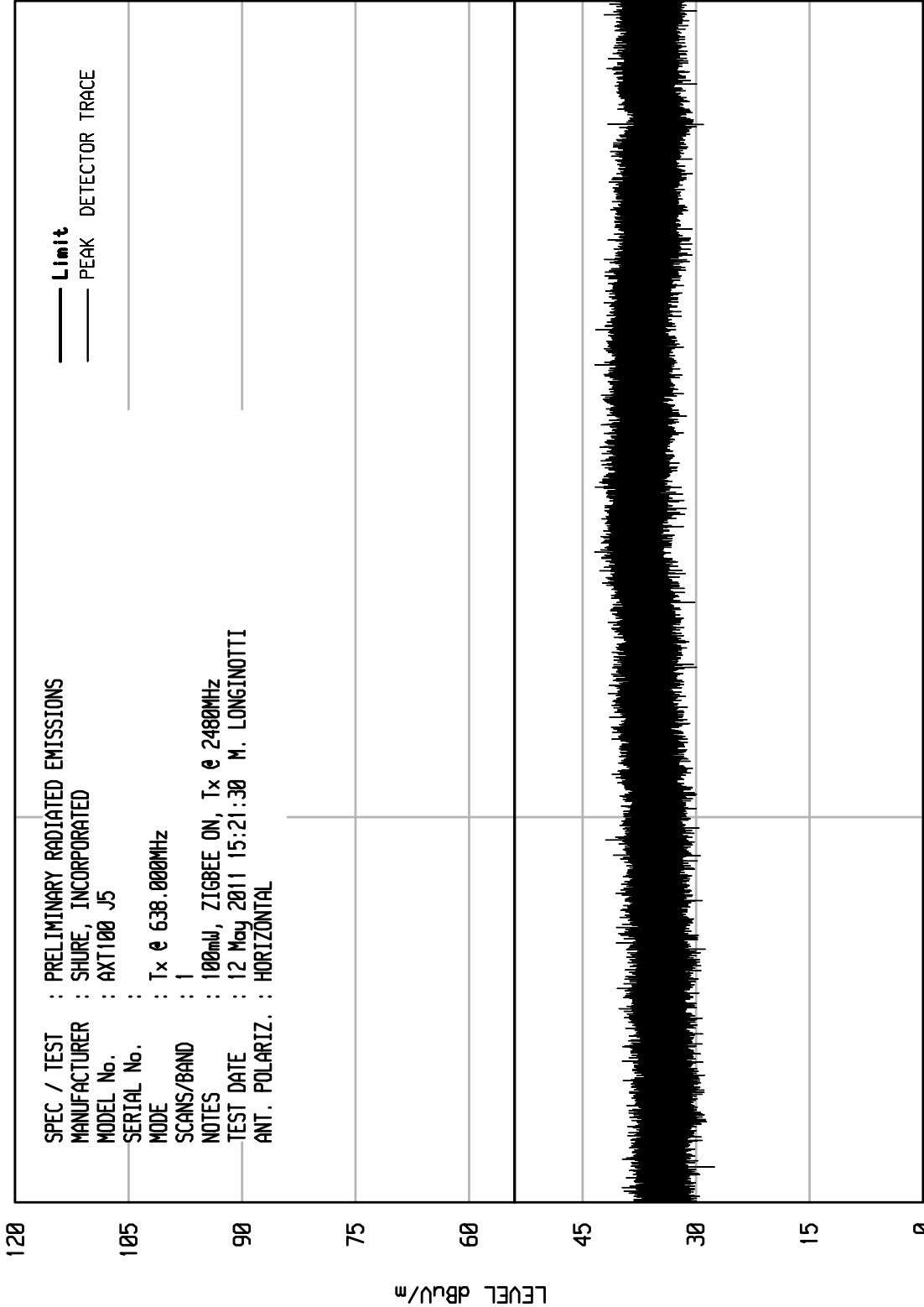


ELITE ELECTRONIC ENGINEERING Inc.

Downers Grove, Ill. 60515

UNITV RCU EMI RUN 31

UKAI 10/20/10



SPEC / TEST : PRELIMINARY RADIATED EMISSIONS

MANUFACTURER : SHURE, INCORPORATED

MODEL No. : AXT100 J5

SERIAL No. :

MODE : Tx @ 638.000MHz

SCANS/BAND : 1

NOTES : 100mW, ZIGBEE ON, Tx @ 2400MHz

TEST DATE : 12 May 2011 15:21:30 M. LONGINOTTI

ANT. POLARIZ. : HORIZONTAL

START = 18000

FREQUENCY MHz

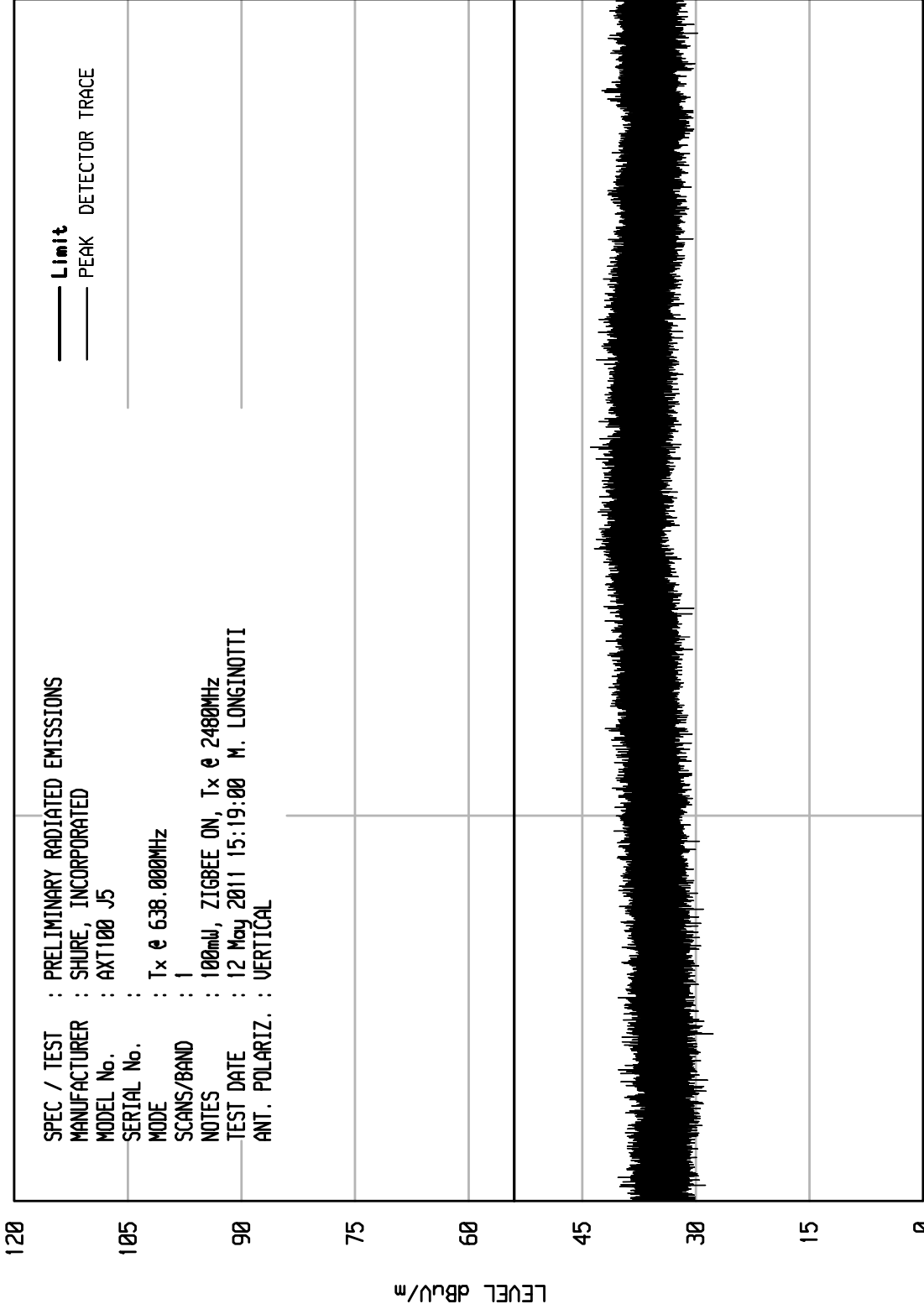
STOP = 25000

ELITE ELECTRONIC ENGINEERING Inc.

Downers Grove, Ill. 60515

UNITV RCU EMI RUN 38

UKAI 18/28/18



SPEC / TEST : PRELIMINARY RADIATED EMISSIONS

MANUFACTURER : SHURE, INCORPORATED

MODEL No. : AXT100 J5

SERIAL No. :

MODE : Tx @ 638.000MHz

SCANS/BAND : 1

NOTES : 100mW, ZIGBEE ON, Tx @ 2480MHz

TEST DATE : 12 May 2011 15:19:00 M. LONGINOTTI

ANT. POLARIZ. : VERTICAL

START = 18000

FREQUENCY MHz

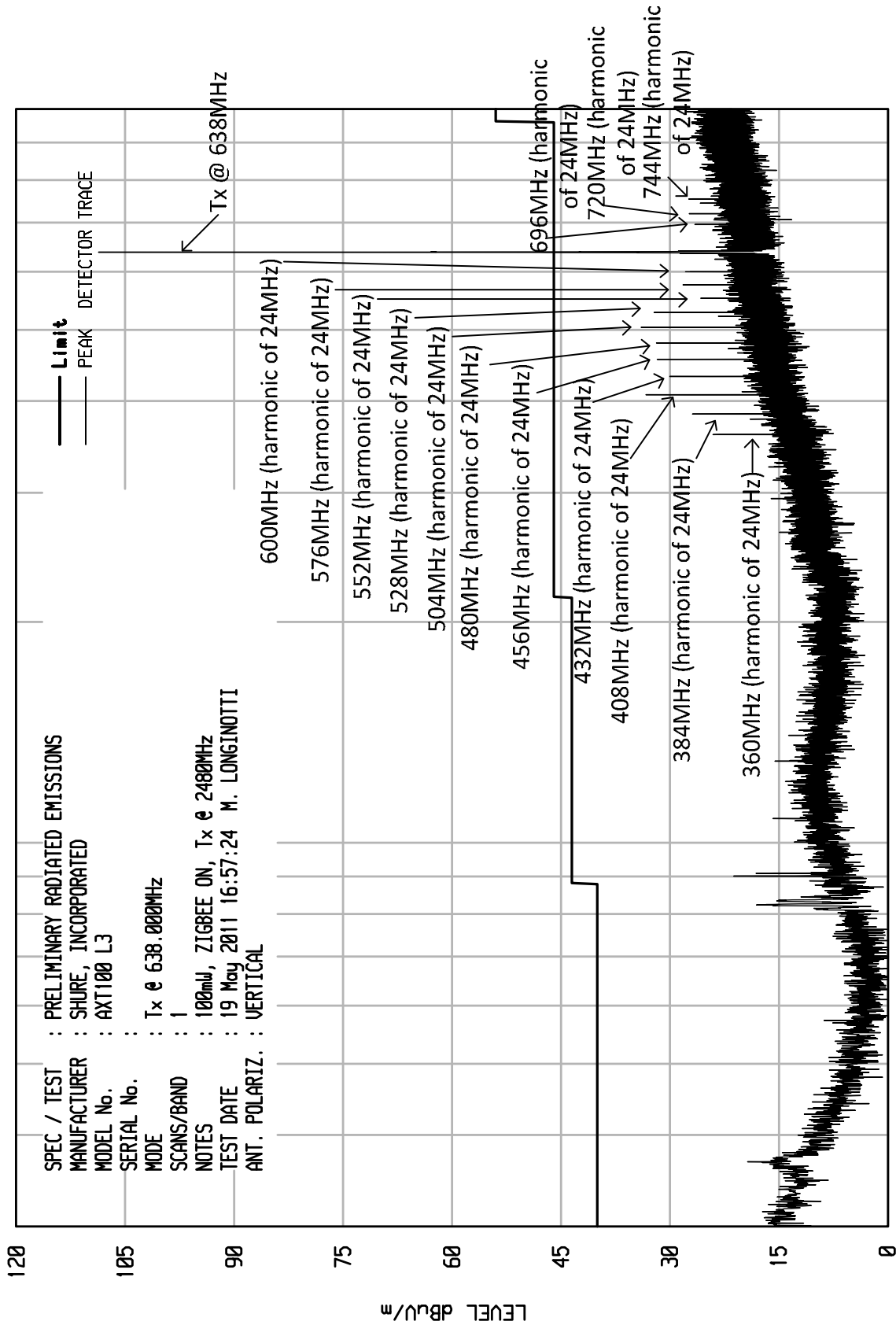
STOP = 25000

ELITE ELECTRONIC ENGINEERING Inc.
Downers Grove, Ill. 60515

UNIU RCU EMI RUN 35

UKA1 10/20/10

SPEC / TEST : PRELIMINARY RADIATED EMISSIONS
 MANUFACTURER : SHURE, INCORPORATED
 MODEL No. : AXT100 L3
 SERIAL No. :
 MODE : Tx @ 638.000MHz
 SCANS/BAND : 1
 NOTES : 100mW, ZIGBEE ON, Tx @ 2400MHz
 TEST DATE : 19 May 2011 16:57:24 M. LONGINOTTI
 ANT. POLARIZ. : VERTICAL



120

105

90

75

60

45

30

15

0

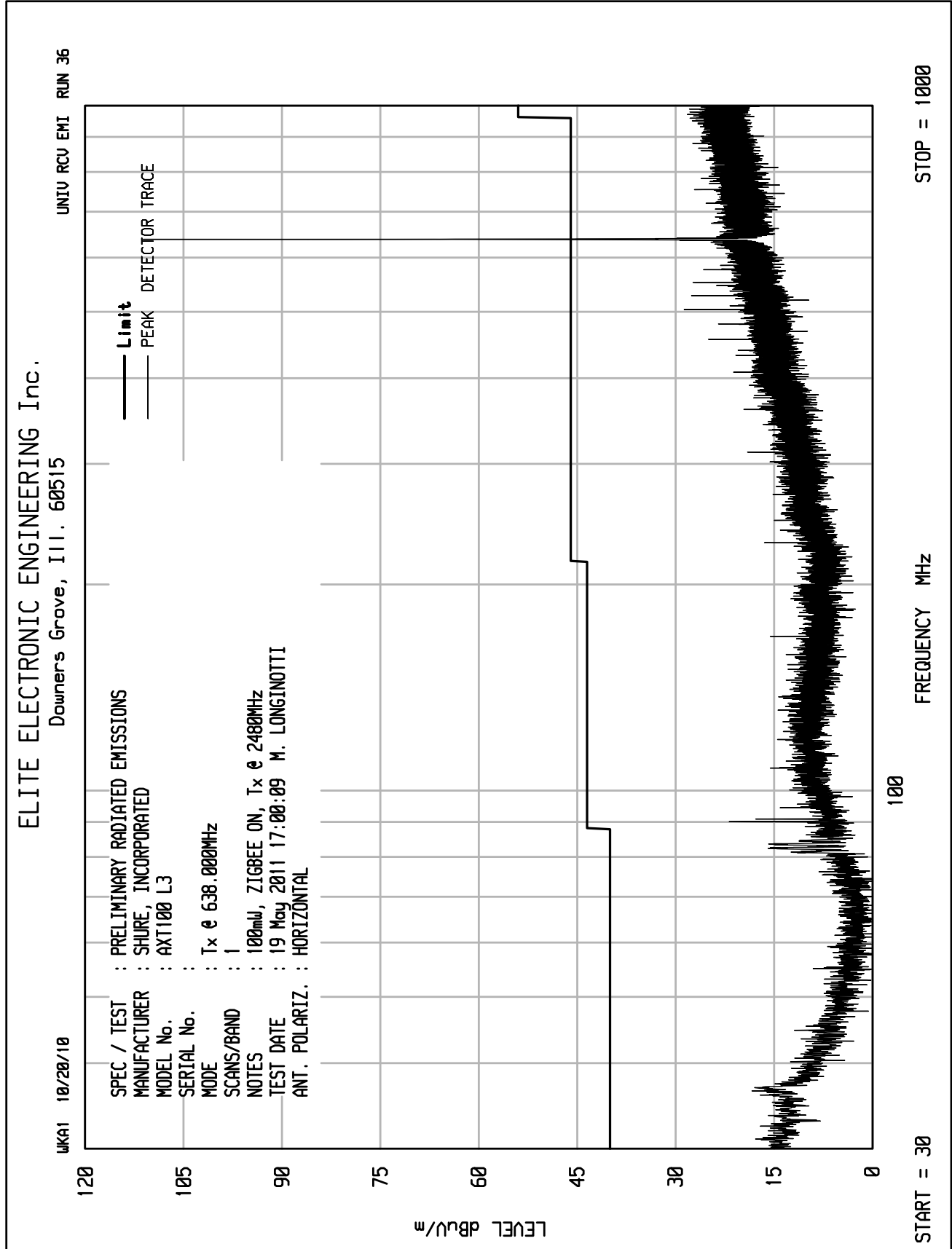
LEVEL dBu/m

100

FREQUENCY MHz

START = 30

STOP = 1000



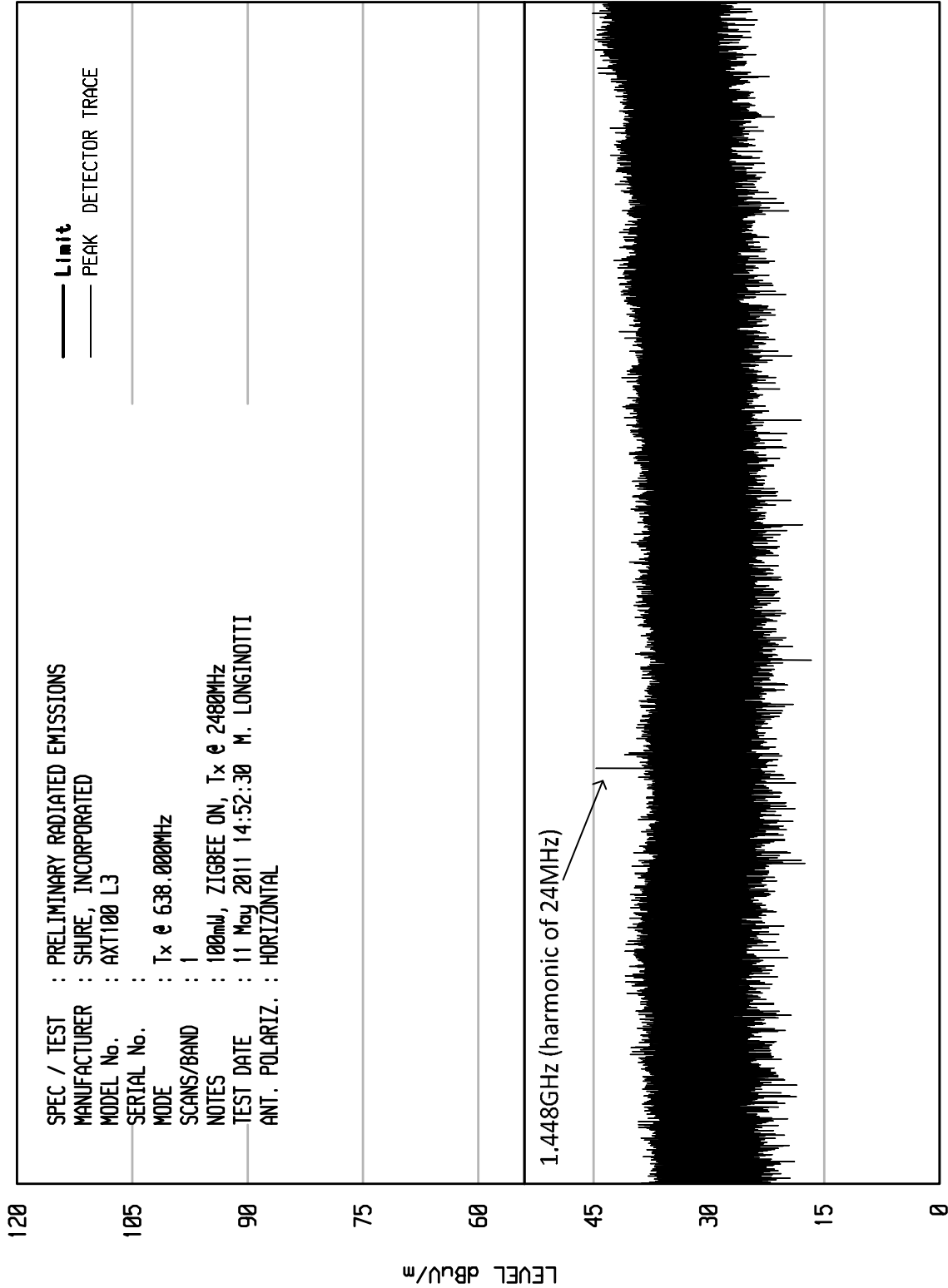


ELITE ELECTRONIC ENGINEERING Inc.

Downers Grove, Ill. 60515

UNIU RCU EMI RUN 2

WKA1 10/20/10



STOP = 2000

FREQUENCY MHz

START = 1000

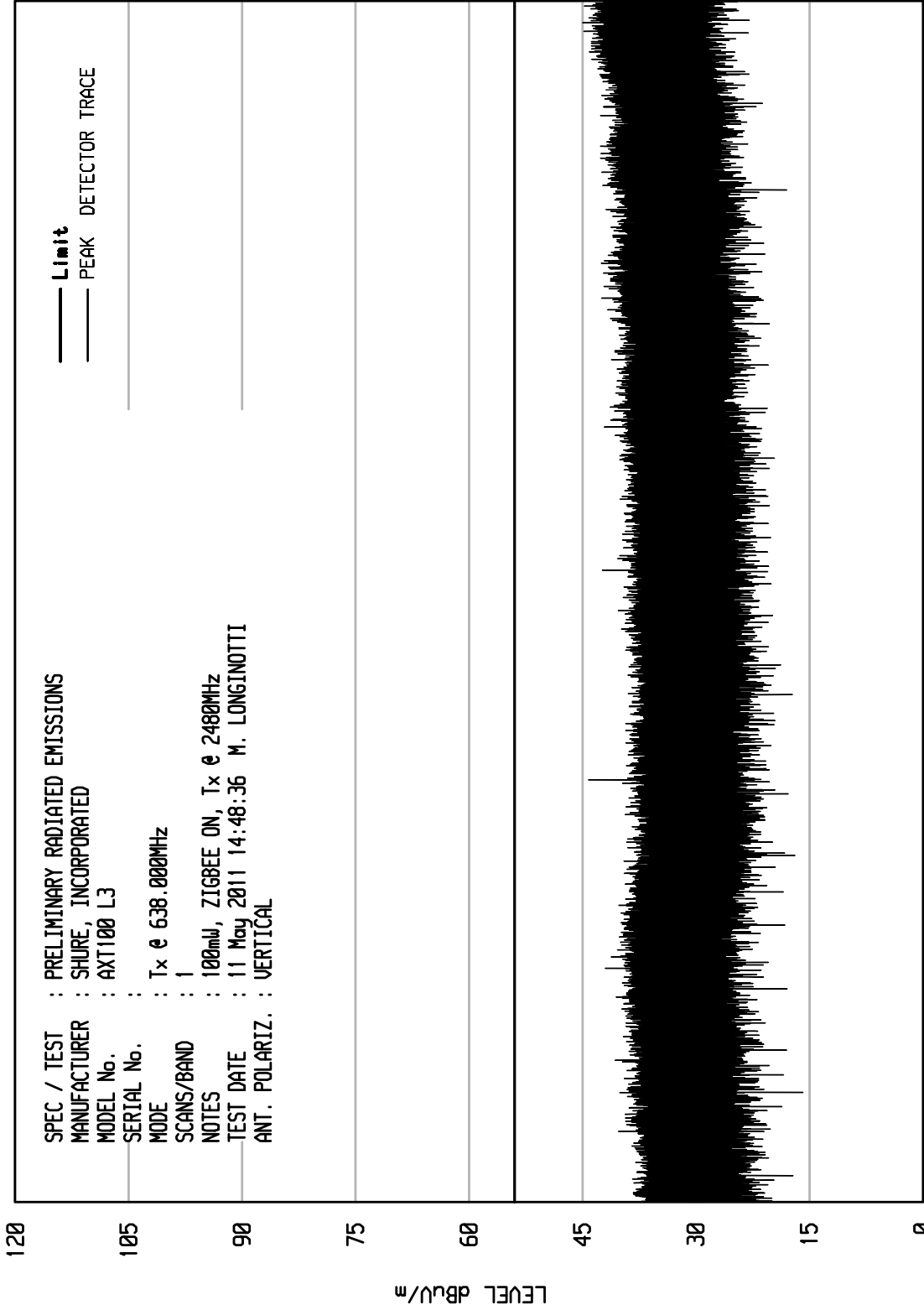


ELITE ELECTRONIC ENGINEERING Inc.

Downers Grove, Ill. 60515

UNITV RCU EMI RUN 1

UKA1 10/20/10



SPEC / TEST : PRELIMINARY RADIATED EMISSIONS
 MANUFACTURER : SHURE, INCORPORATED
 MODEL No. : AXT100 L3
 SERIAL No. :
 MODE : Tx @ 638.000MHz
 SCANS/BAND : 1
 NOTES : 100mW, ZIGBEE ON, Tx @ 2400MHz
 TEST DATE : 11 May 2011 14:48:36 M. LONGINOTTI
 ANT. POLARIZ. : VERTICAL

STOP = 2000

FREQUENCY MHz

START = 1000

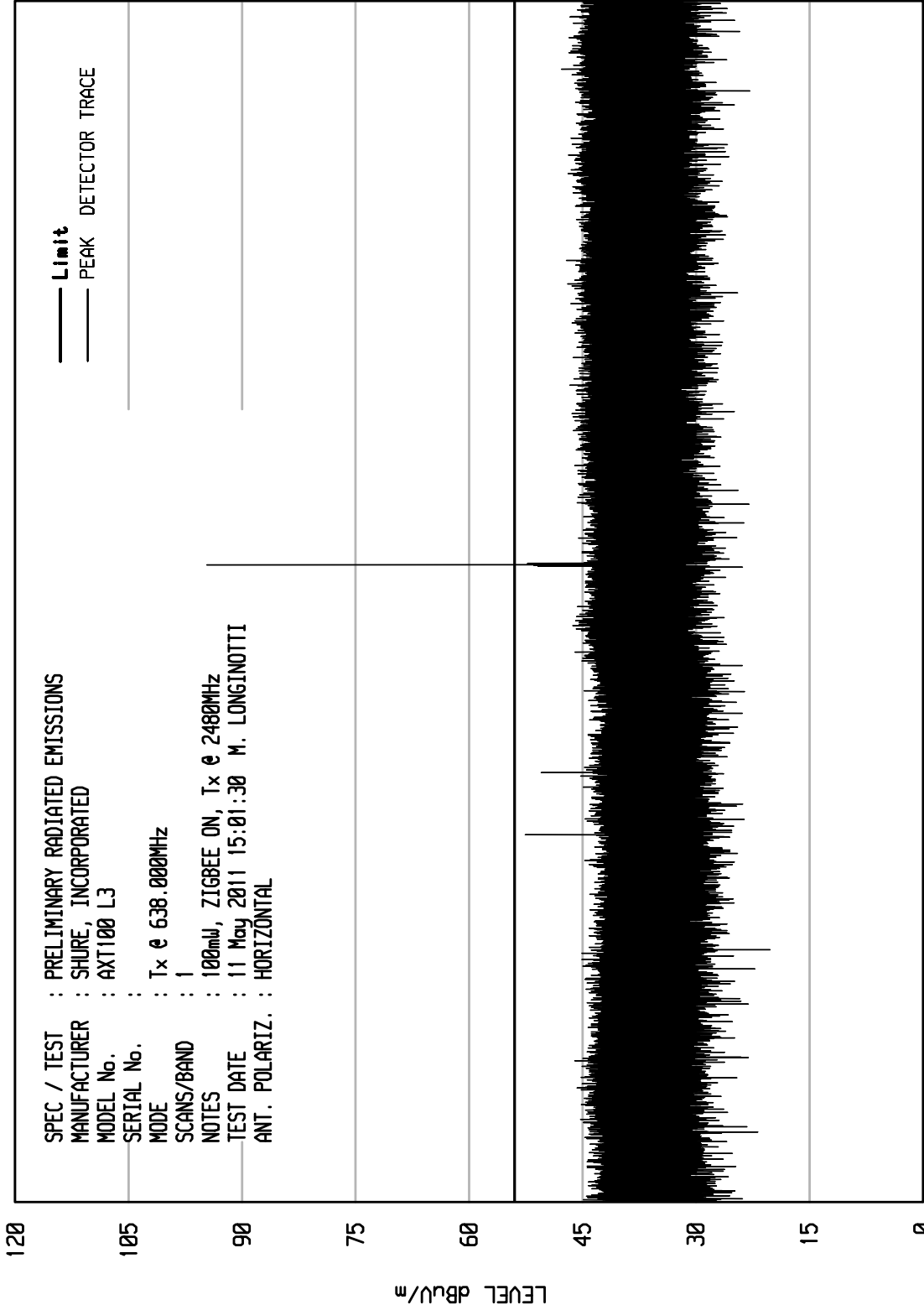


ELITE ELECTRONIC ENGINEERING Inc.

Downers Grove, Ill. 60515

UNITV RCU EMI RUN 1

UKA1 10/20/10



STOP = 3000

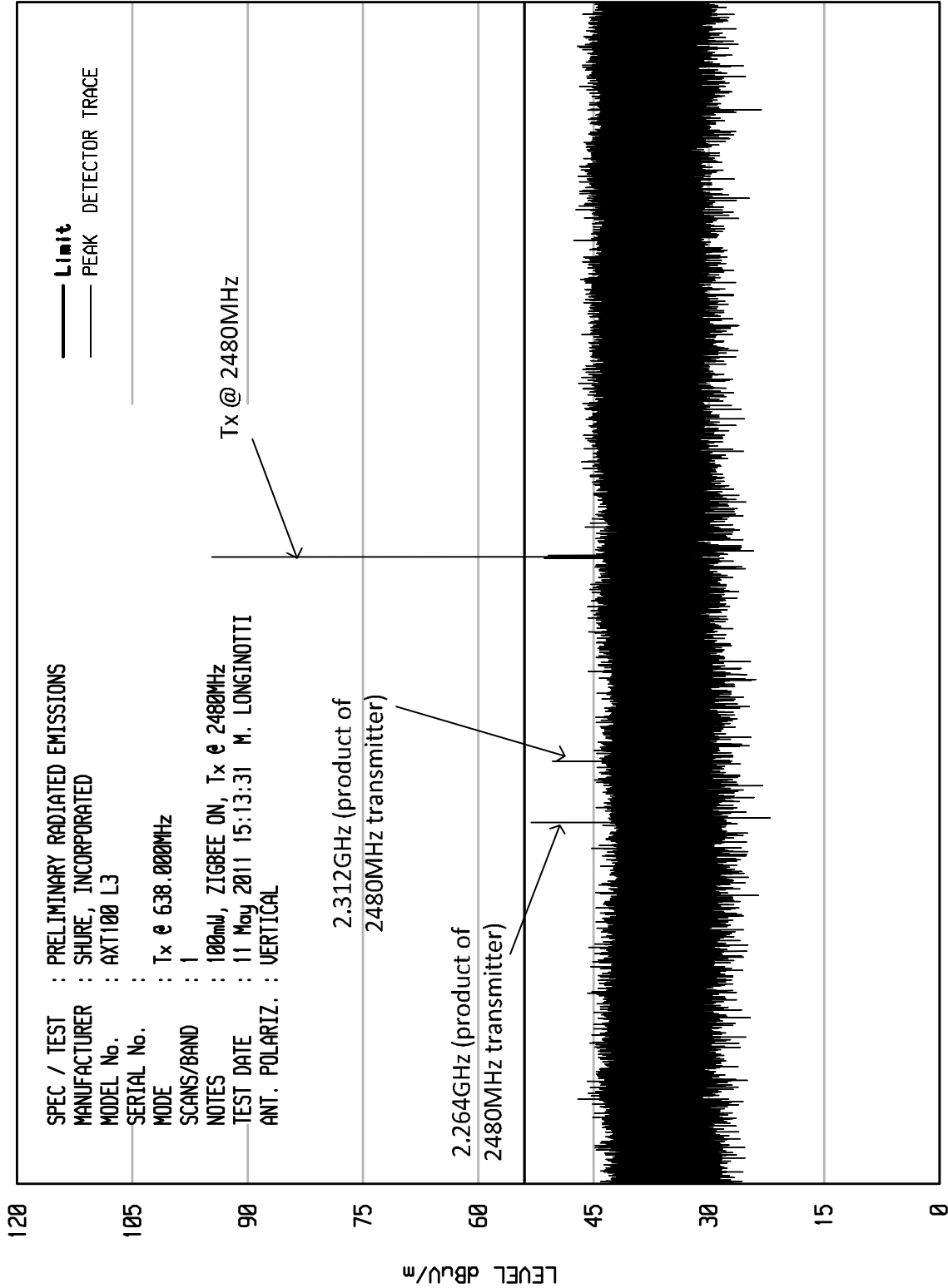
FREQUENCY MHz

START = 2000

ELITE ELECTRONIC ENGINEERING Inc.
Downers Grove, Ill. 60515

UNIU RCU EMI RUN 2

UKA1 10/20/10



SPEC / TEST : PRELIMINARY RADIATED EMISSIONS
 MANUFACTURER : SHURE, INCORPORATED
 MODEL No. : AXT100 L3
 SERIAL No. :
 MODE : Tx @ 638.000MHz
 SCANS/BAND : 1
 NOTES : 100mW, ZIGBEE ON, Tx @ 2480MHz
 TEST DATE : 11 May 2011 15:13:31 M. LONGINOTTI
 ANT. POLARIZ. : VERTICAL

STOP = 3000

FREQUENCY MHz

START = 2000

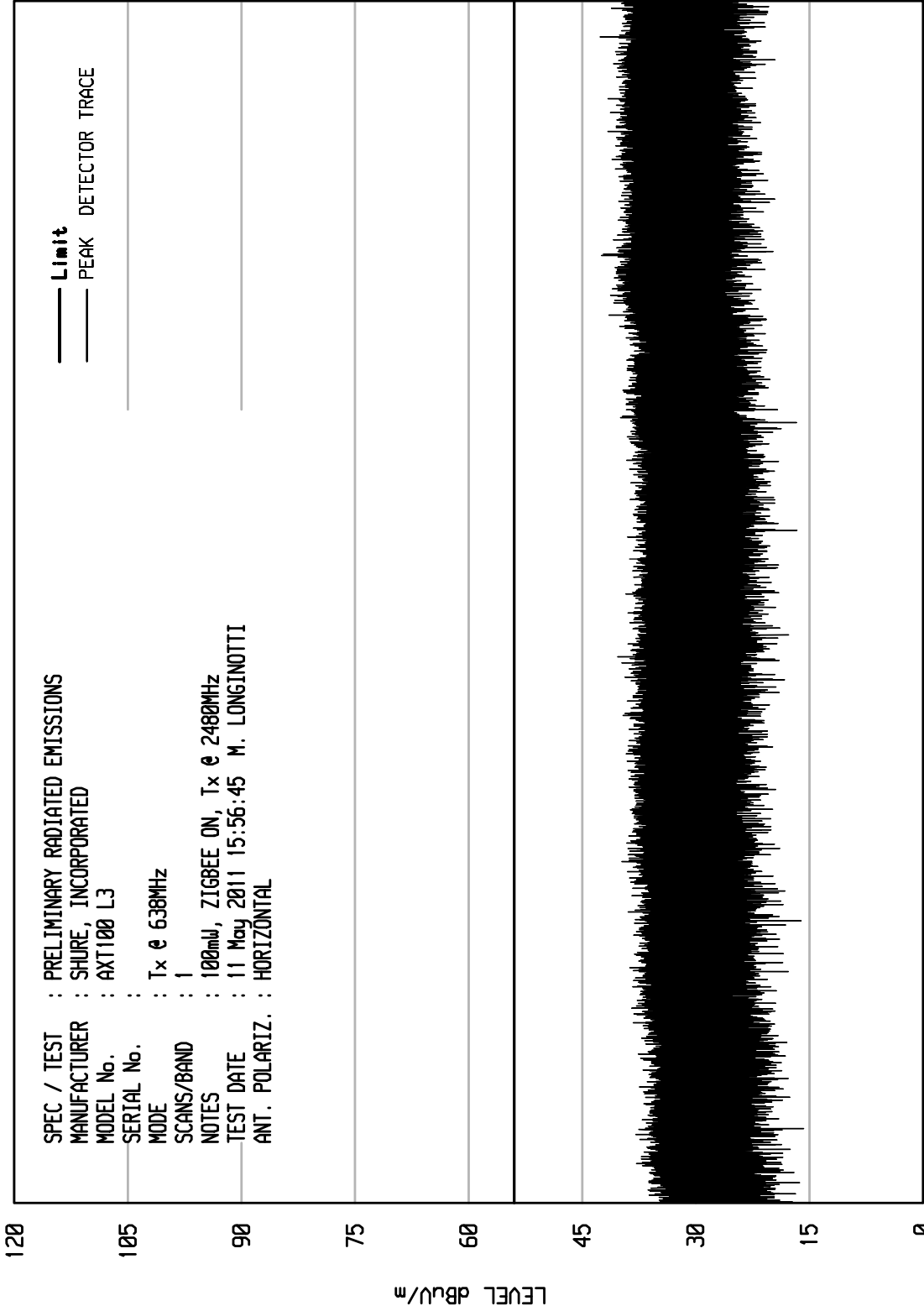


ELITE ELECTRONIC ENGINEERING Inc.

Downers Grove, Ill. 60515

UNITV RCU EMI RUN 3

UKA1 10/20/10



SPEC / TEST : PRELIMINARY RADIATED EMISSIONS
 MANUFACTURER : SHURE, INCORPORATED
 MODEL No. : AXT100 L3
 SERIAL No. :
 MODE : Tx @ 638MHz
 SCANS/BAND : 1
 NOTES : 100mW, ZIGBEE ON, Tx @ 2480MHz
 TEST DATE : 11 May 2011 15:56:45 M. LONGINOTTI
 ANT. POLARIZ. : HORIZONTAL

120
 105
 90
 75
 60
 45
 30
 15
 0

LEVEL dBu/m

STOP = 4000

FREQUENCY MHz

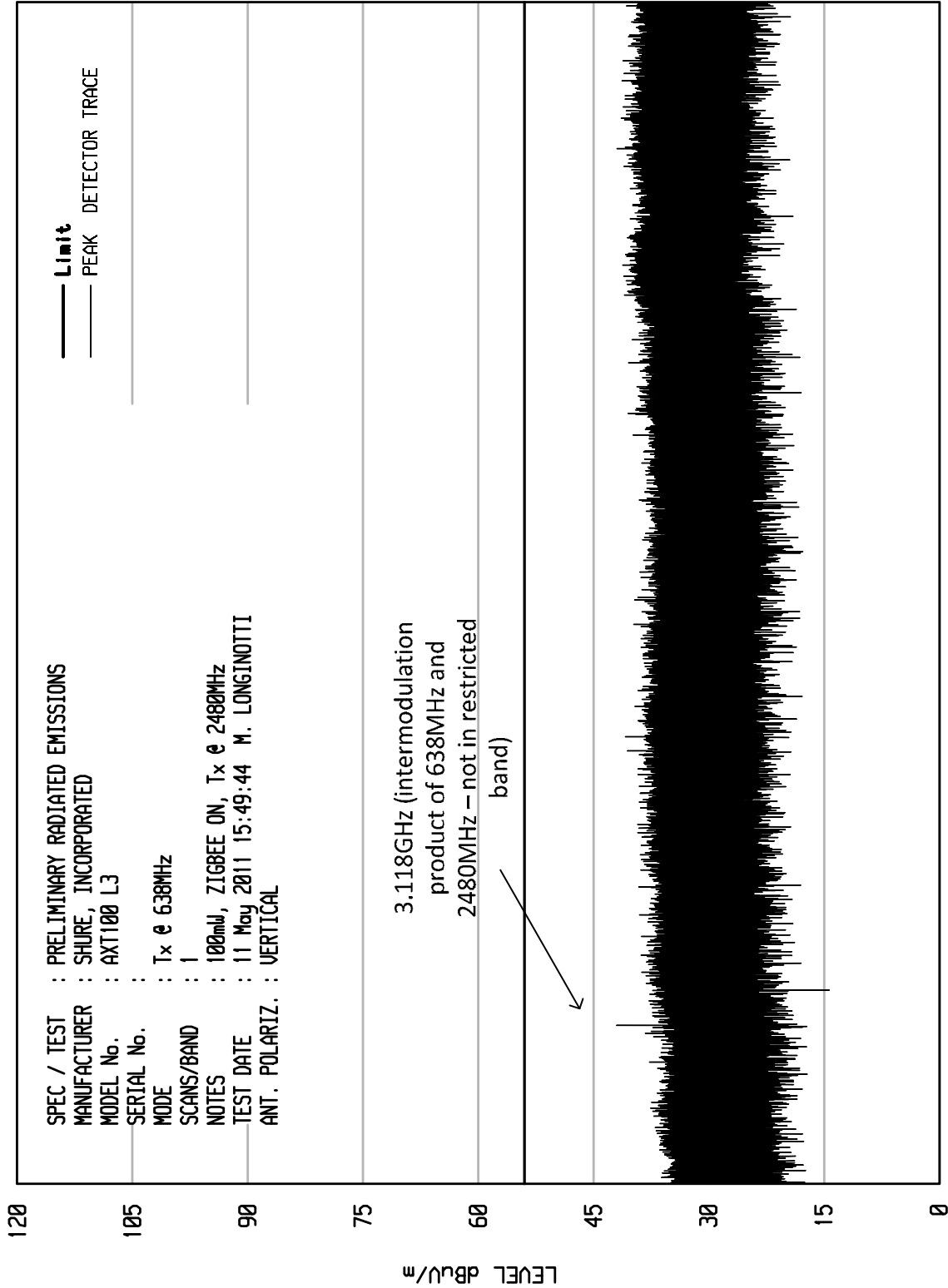
START = 3000

ELITE ELECTRONIC ENGINEERING Inc.

Downers Grove, Ill. 60515

UNIU RCU EMI RUN 2

UKA1 10/20/10



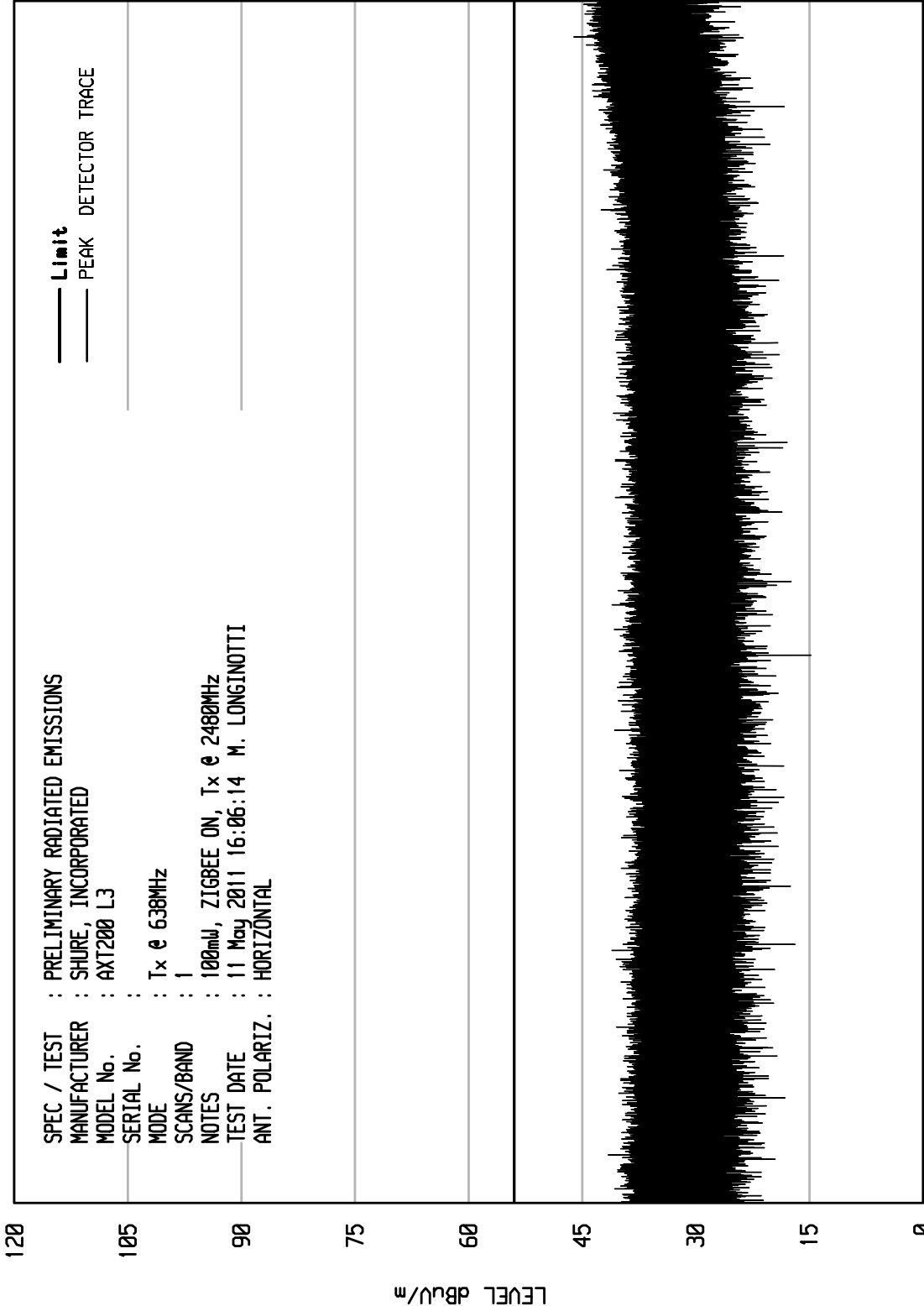


ELITE ELECTRONIC ENGINEERING Inc.

Downers Grove, Ill. 60515

UNITV RCU EMI RUN 2

UKA1 10/20/10



SPEC / TEST : PRELIMINARY RADIATED EMISSIONS

MANUFACTURER : SHURE, INCORPORATED

MODEL No. : AXT200 L3

SERIAL No. :

MODE : Tx @ 638MHz

SCANS/BAND : 1

NOTES : 100mW, ZIGBEE ON, Tx @ 2480MHz

TEST DATE : 11 May 2011 16:06:14 M. LONGINOTTI

ANT. POLARIZ. : HORIZONTAL

120
 105
 90
 75
 60
 45
 30
 15
 0

LEVEL dBu/m

FREQUENCY MHz

START = 4000

STOP = 5000

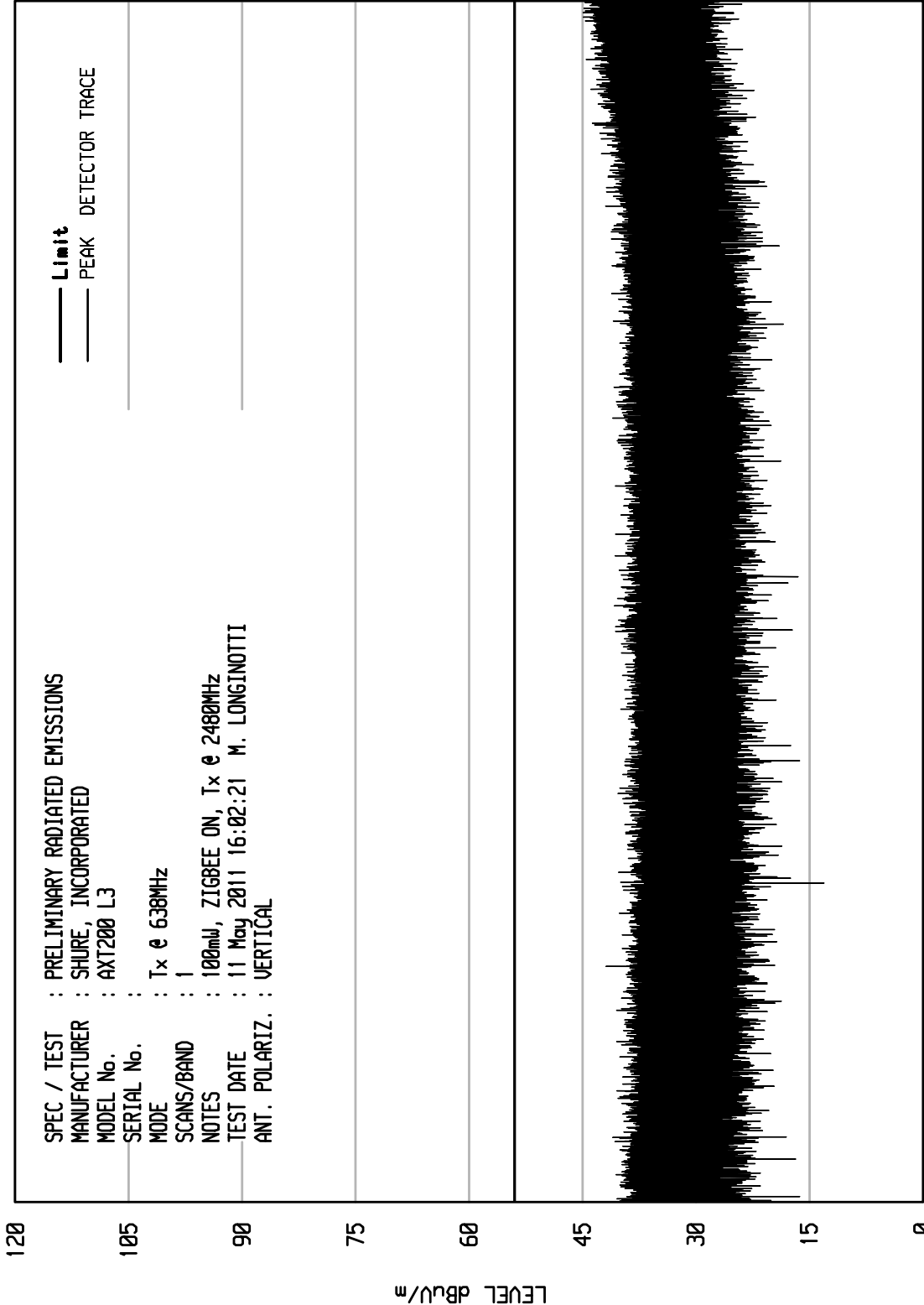


ELITE ELECTRONIC ENGINEERING Inc.

Downers Grove, Ill. 60515

UNITV RCU EMI RUN 1

UKA1 10/20/10



SPEC / TEST : PRELIMINARY RADIATED EMISSIONS
 MANUFACTURER : SHURE, INCORPORATED
 MODEL No. : AXT200 L3
 SERIAL No. :
 MODE : Tx @ 638MHz
 SCANS/BAND : 1
 NOTES : 100mW, ZIGBEE ON, Tx @ 2480MHz
 TEST DATE : 11 May 2011 16:02:21 M. LONGINOTTI
 ANT. POLARIZ. : VERTICAL

120
 105
 90
 75
 60
 45
 30
 15
 0

LEVEL dBu/m

STOP = 5000

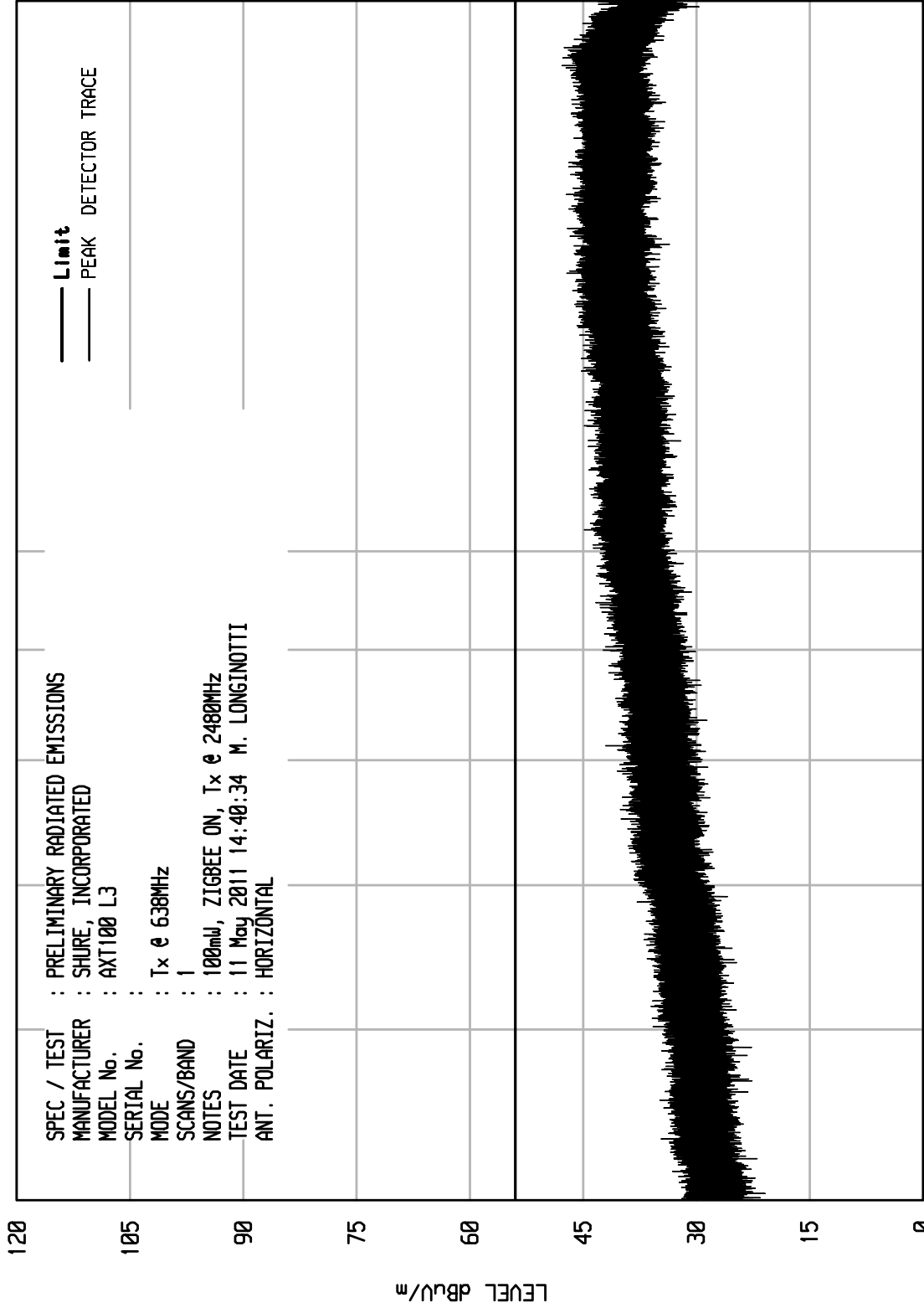
FREQUENCY MHz

START = 4000

ELITE ELECTRONIC ENGINEERING Inc.
Downers Grove, Ill. 60515

UNITV RCU EMI RUN 18

UKA1 10/20/10



STOP = 18000

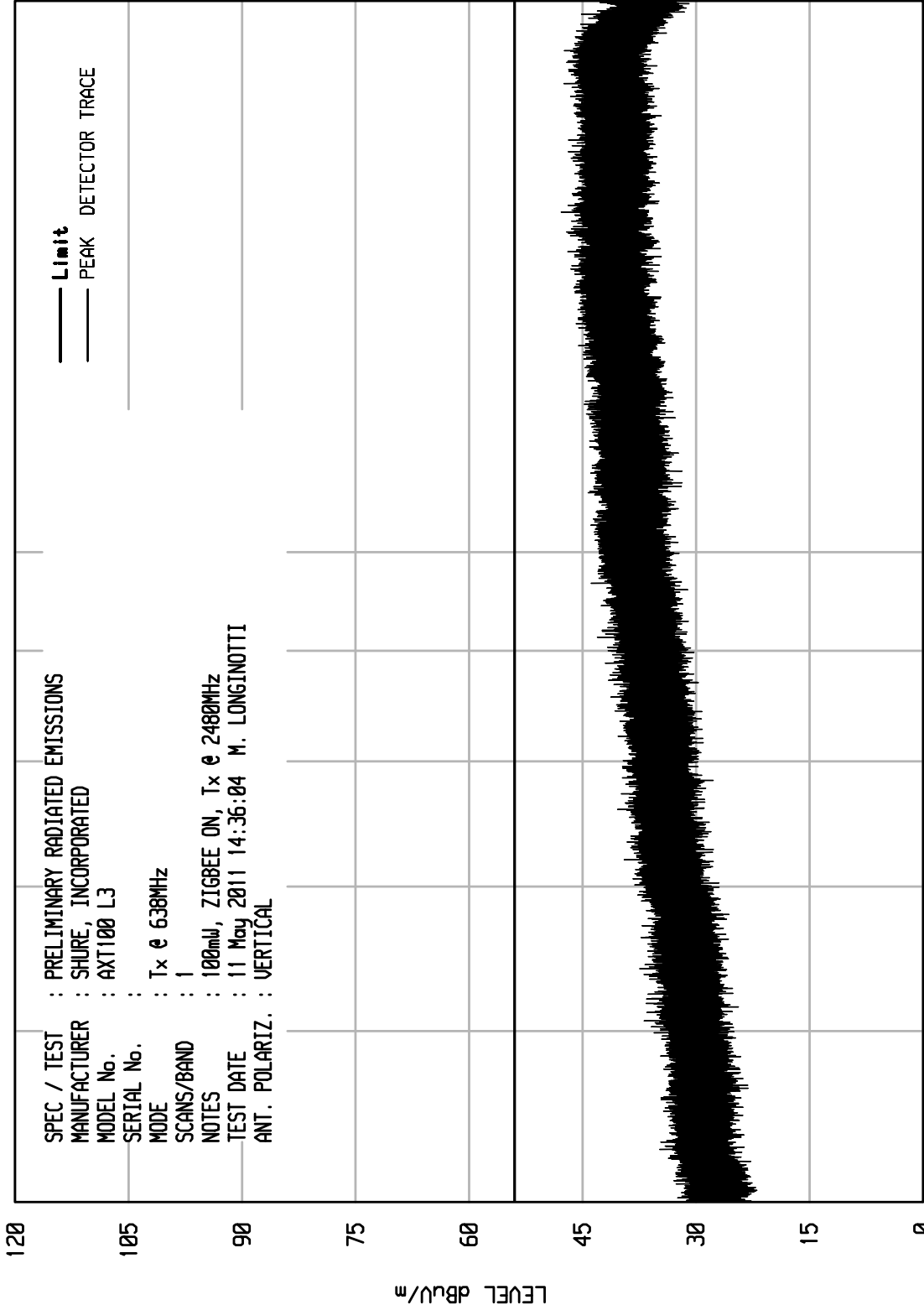
FREQUENCY MHz

START = 5000

ELITE ELECTRONIC ENGINEERING Inc.
Downers Grove, Ill. 60515

UNITV RCU EMI RUN 17

UKA1 10/20/10



STOP = 18000

FREQUENCY MHz

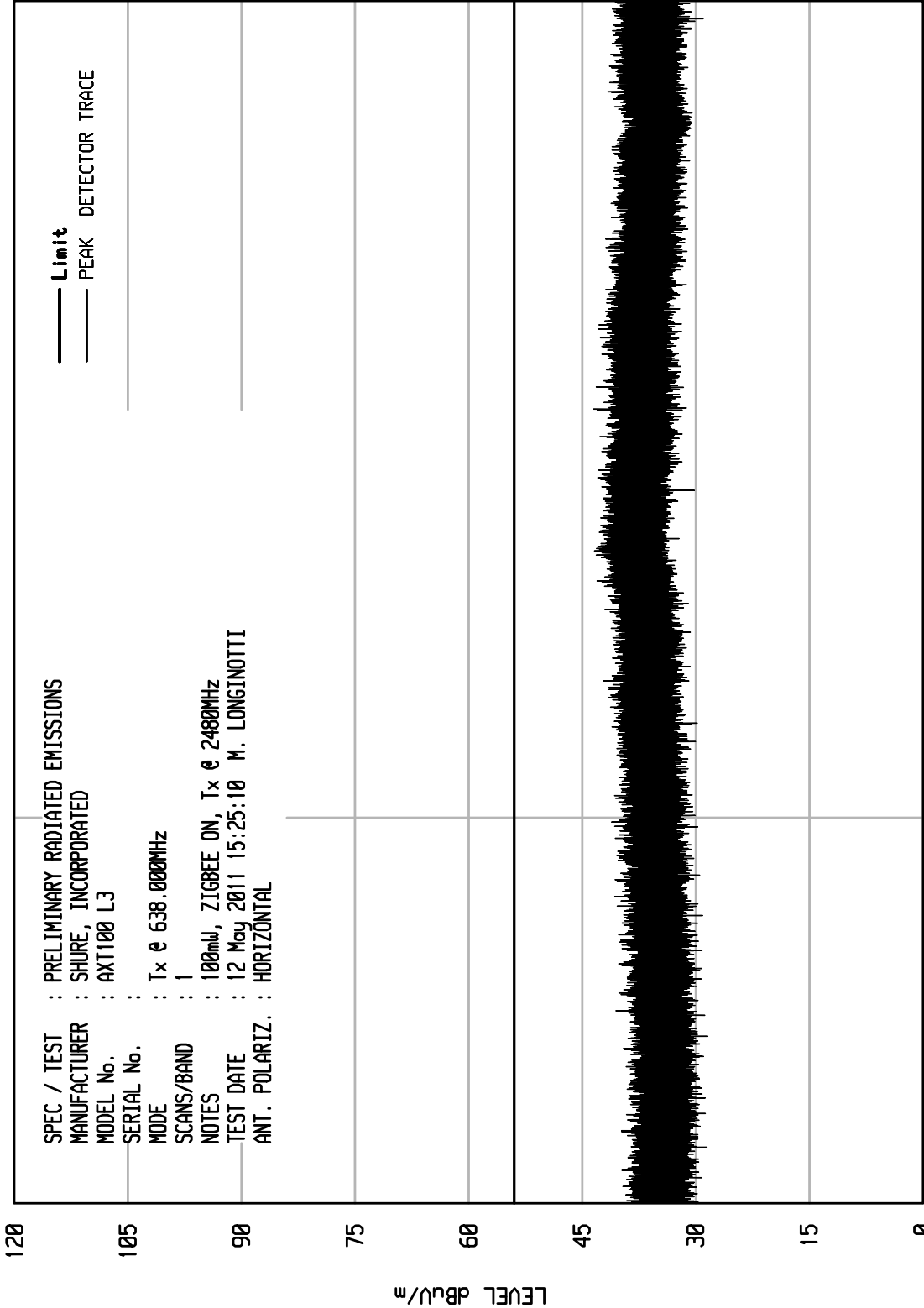
START = 5000

ELITE ELECTRONIC ENGINEERING Inc.

Downers Grove, Ill. 60515

UNITV RCU EMI RUN 32

UKAI 10/20/10



SPEC / TEST : PRELIMINARY RADIATED EMISSIONS

MANUFACTURER : SHURE, INCORPORATED

MODEL No. : AXT100 L3

SERIAL No. :

MODE : Tx @ 638.000MHz

SCANS/BAND : 1

NOTES : 100mW, ZIGBEE ON, Tx @ 2400MHz

TEST DATE : 12 May 2011 15:25:10 M. LONGINOTTI

ANT. POLARIZ. : HORIZONTAL

START = 18000

FREQUENCY MHz

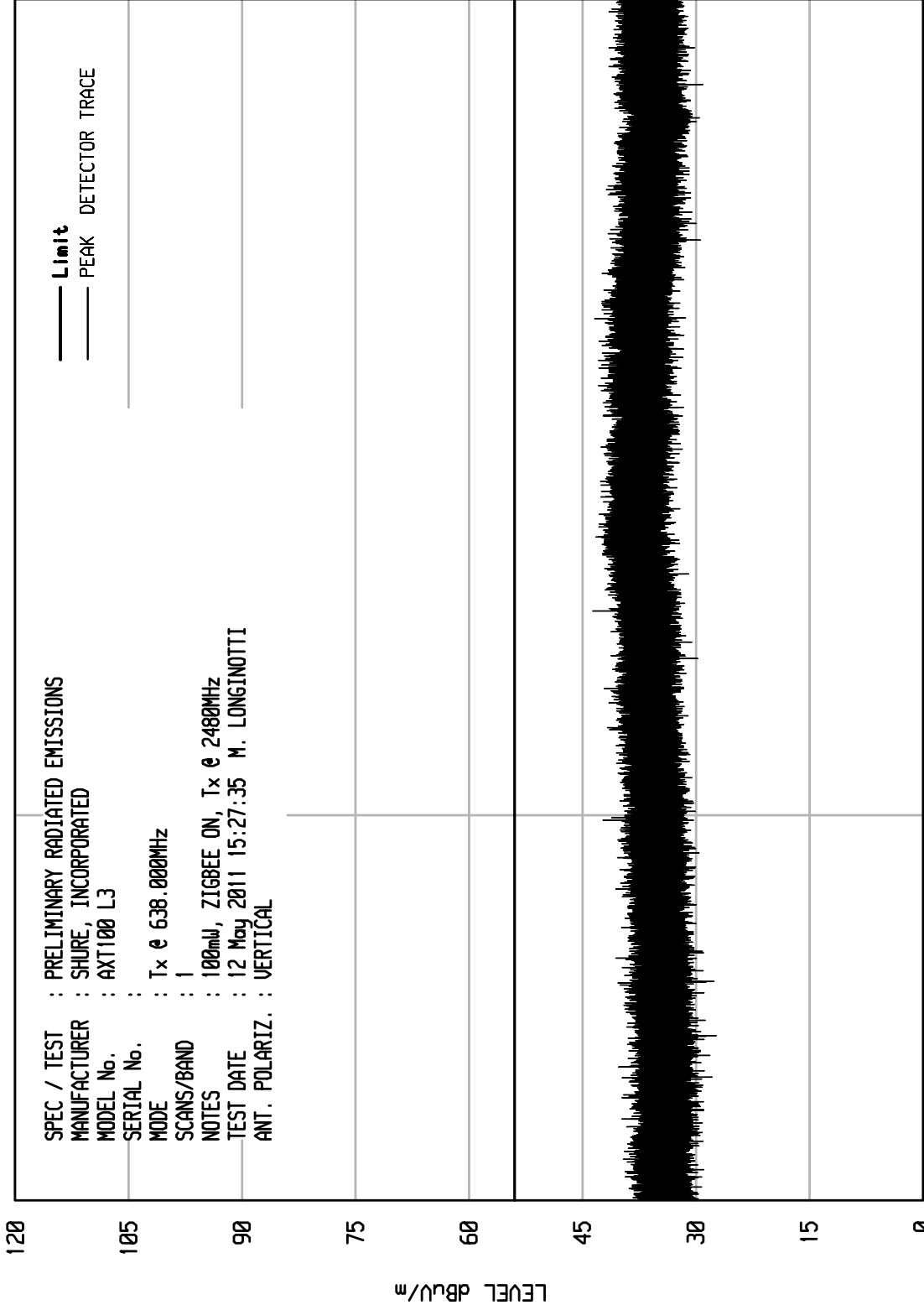
STOP = 25000

ELITE ELECTRONIC ENGINEERING Inc.

Downers Grove, Ill. 60515

UNITV RCU EMI RUN 33

UKAI 10/20/10



SPEC / TEST : PRELIMINARY RADIATED EMISSIONS
 MANUFACTURER : SHURE, INCORPORATED
 MODEL No. : AXT100 L3
 SERIAL No. :
 MODE : Tx @ 638.000MHz
 SCANS/BAND : 1
 NOTES : 100mW, ZIGBEE ON, Tx @ 2400MHz
 TEST DATE : 12 May 2011 15:27:35 M. LONGINOTTI
 ANT. POLARIZ. : VERTICAL

STOP = 25000

FREQUENCY MHz

START = 18000



MANUFACTURER : Shure Incorporated
MODEL : AXT100 Axient Bodypack Transmitter with Zigbee Transceiver
SERIAL NO. : None Assigned
SPECIFICATION : 15.247(d) – Intermodulation Spurious Radiated Emissions in Restricted Bands
DATE : May 19, 20011
MODE : Tx @ 518MHz, 100mW, Zigbee On, Tx @ 2480MHz
UNIT : H4
EQUIPMENT USED : NTA2, RBB0, CMA1, CDW3
NOTES : Test Distance is 3 meters
NOTES : Peak Readings

Freq. MHz	Ant Pol	Meter Reading dBuV	Amb	Matched Sig Gen dBm	Antenna Gain dB	Cable Factor dB	ERP Total dBm	Atten. dB	Part 74 Min. Attn. dB
404.0	H	4.6		-76.5	0.0	1.2	-77.7	124.0	33.0
404.0	V	6.6		-73.6	0.0	1.2	-74.9	121.1	33.0