

Exhibit C - EUT Internal Photographs


1.1 EUT – Open Case Top View



1.2 EUT – Open Case Bottom View



1.3 EUT – Open Case Front View



1.4 EUT – Rear View




1.5 EUT – Open Case Right Side View




1.6 EUT – Left Side View




1.7 EUT – Connector for Conducted Testing View




1.8 EUT – Antenna for Radiated Testing View




1.9 EUT – Main PCB Top View




1.10 EUT – Main PCB Bottom View




1.11 EUT – Main PCB with EUT Label View




1.12 EUT – Battery Slots View



1.13 EUT – PCB Top View



1.14 EUT – PCB Bottom View



1.15 EUT – EUT Top End Detailed View

