


APPENDIX 1: Photographs of test setup

Conducted Emission

Front



Rear




Spurious Emission (Radiated)

Front




Rear




Worst Case Position (Horizontal: Z-axis/ Vertical:Y-axis)

X-axis



Y-axis



Z-axis

