





**All CW Input Signals**




**All Modulated Input Signals**





**Conducted Spurious Emissions > 2 GHz**



**Radiated Emissions < 1 GHz**



**Radiated Emissions > 1 GHz**

