

APPENDIX 3: Photographs of test setup

Radiated emission



Photo 1





Photo 2

Worst case position
(Horizontal: X-axis/Vertical : Y-axis)


X-axis



Y-axis



Z-axis



Worst case position



Mechanical Key (Not Inserted) Worst



Mechanical Key (Inserted)