



**APPENDIX 1: Photographs of test setup**

**Radiated emission**



**Photo 1**




**Photo 2**

**Worst case position**  
**(Horizontal: X-axis/Vertical : Y-axis)**

**X-axis**



**Y-axis**



**Z-axis**

