
APPENDIX 3: Photographs of test setup


Conducted emission (1/4)

(Dipole antenna)

Front view



Rear view



UL Japan, Inc.

Shonan EMC Lab.

1-22-3 Megumigaoka, Hiratsuka-shi, Kanagawa-ken, 259-1220 JAPAN

Telephone : +81 463 50 6400

Facsimile : +81 463 50 6401

Conducted emission (2/4)

(PIFA antenna)

Front view



Rear view



UL Japan, Inc.

Shonan EMC Lab.

1-22-3 Megumigaoka, Hiratsuka-shi, Kanagawa-ken, 259-1220 JAPAN

Telephone : +81 463 50 6400

Facsimile : +81 463 50 6401

Conducted emission (3/4)

(Chip antenna)

Front view



Rear view



UL Japan, Inc.

Shonan EMC Lab.

1-22-3 Megumigaoka, Hiratsuka-shi, Kanagawa-ken, 259-1220 JAPAN

Telephone : +81 463 50 6400

Facsimile : +81 463 50 6401

Conducted emission (4/4)

(Internal antenna)

Front view



Rear view



UL Japan, Inc.

Shonan EMC Lab.


1-22-3 Megumigaoka, Hiratsuka-shi, Kanagawa-ken, 259-1220 JAPAN

Telephone : +81 463 50 6400


Facsimile : +81 463 50 6401

Radiated emission

Front view



Rear view (below 1GHz)



Rear view (above 1GHz)



UL Japan, Inc.

Shonan EMC Lab.


1-22-3 Megumigaoka, Hiratsuka-shi, Kanagawa-ken, 259-1220 JAPAN

Telephone : +81 463 50 6400

Facsimile : +81 463 50 6401

Pre-check of the worst position (1/2)

Dipole antenna + Module
X-axis



PIFA antenna + Module
X-axis




Y-axis



Y-axis



Z-axis



Z-axis



UL Japan, Inc.

Shonan EMC Lab.


1-22-3 Megumigaoka, Hiratsuka-shi, Kanagawa-ken, 259-1220 JAPAN

Telephone : +81 463 50 6400

Facsimile : +81 463 50 6401

Pre-check of the worst position (2/2)

Chip antenna + Module
X-axis



Internal antenna + Module
X-axis




Y-axis




Y-axis



Z-axis



Z-axis



END OF REPORT

UL Japan, Inc.

Shonan EMC Lab.

1-22-3 Megumigaoka, Hiratsuka-shi, Kanagawa-ken, 259-1220 JAPAN

Telephone : +81 463 50 6400

Facsimile : +81 463 50 6401