

APPENDIX 3: Photographs of test setup

Radiated emission




Photo 1




Photo 2

Worst case position


(Below 1GHz : Horizontal: X-axis/Vertical : Z-axis)

(Above 1GHz : Horizontal: Z-axis/Vertical : Y-axis)

X-axis



Y-axis



Z-axis



UL Japan, Inc.

Ise HQ EMC Lab.

4383-326 Asama-cho, Ise-shi, Mie-ken 516-0021 JAPAN

Telephone : +81 596 24 8999

Facsimile : +81 596 24 8124

Worst case position



With Key (Worst)



Without Key

End of Report