

APPENDIX 3: Photographs of test setup

Conducted Emission

Front




Side




Radiated Spurious Emission

Front



Rear (Below 1 GHz)



Rear (Above 1 GHz)



Pre-check of Worst Case Position

X-axis



Y-axis



Z-axis



Antenna Terminal Conducted Tests



Photo 1




Photo 2

End of Report

UL Japan, Inc.

Shonan EMC Lab.

1-22-3 Megumigaoka, Hiratsuka-shi, Kanagawa-ken, 259-1220 JAPAN

Telephone : +81 463 50 6400

Facsimile : +81 463 50 6401