

SGS

# Test setup photos of EUT


## 1. Orthogonal planes of EUT

- The testing was set in the below orthogonal planes and measured.


### X-axis




### Y-axis



## Z-axis



## 2. Photos of Radiated Spurious Emission Test (Below 1 GHz)



### 3. Photo of Radiated Spurious Emission Test (Above 1 GHz)

