

PHOTOGRAPHS OF THE TEST CONFIGURATION

Conducted Emission Test

Mode A







**BUREAU
VERITAS**



Mode B




Radiated Emission Test (Above 1GHz)
Mode A



Radiated Emission Test (Below 1GHz)
Mode A



Mode B



DFS

Set UUT as Client without radar detection mode (Radar injected into Master)

