


**ANNEX 1 - TEST SETUP PHOTOS**

**Power Line Conducted Emissions (Power via Power w/ Ethernet Adapter Cable)**




## ANNEX 1 - TEST SETUP PHOTOS

Power Line Conducted Emissions (Power via Power w/ Ethernet Adapter Cable)



## ANNEX 1 - TEST SETUP PHOTOS

Power Line Conducted Emission (Power via PUSB Adapter)




## ANNEX 1 - TEST SETUP PHOTOS

Power Line Conducted Emission (Power via PUSB Adapter)



## ANNEX 1 - TEST SETUP PHOTOS

Radiated Emissions at 10 m, Below 30 MHz



## ANNEX 1 - TEST SETUP PHOTOS

Radiated Emissions at 3 m, 30 to 1000 MHz

