



ANNEX 1 - TEST SETUP PHOTOS

**Radiated Emissions at 3 m – Orthogonal Position 1
Test Configuration 1: EUT with 2.7 dBi Surface Mount Antenna**




ANNEX 1 - TEST SETUP PHOTOS

**Radiated Emissions at 3 m – Orthogonal Position 2
Test Configuration 1: EUT with 2.7 dBi Surface Mount Antenna**




ANNEX 1 - TEST SETUP PHOTOS

**Radiated Emissions at 3 m – Orthogonal Position 3
Test Configuration 1: EUT with 2.7 dBi Surface Mount Antenna**




ANNEX 1 - TEST SETUP PHOTOS

**Radiated Emissions at 3 m – Orthogonal Position 1
Test Configuration 2: EUT with 4.4 dBi Yageo PCB Antenna**



ANNEX 1 - TEST SETUP PHOTOS

**Radiated Emissions at 3 m – Orthogonal Position 2
Test Configuration 2: EUT with 4.4 dBi Yageo PCB Antenna**



ANNEX 1 - TEST SETUP PHOTOS

**Radiated Emissions at 3 m – Orthogonal Position 3
Test Configuration 2: EUT with 4.4 dBi Yageo PCB Antenna**

