


Figure 2




Photograph of EUT

Figure 3



Test Setup for Radiated Spurious Emissions – 30MHz to 1GHz, Horizontal Polarization




Test Setup for Radiated Spurious Emissions – 30MHz to 1GHz, Vertical Polarization

Figure 4



Test Setup for Radiated Spurious Emissions – 1GHz to 10GHz, Horizontal Polarization



Test Setup for Radiated Spurious Emissions – 1GHz to 10GHz, Vertical Polarization