Mode	9	
	Harmonic	
	2400-2483.5_802.11b_CH11_2462MHz	
ANT	1	
Pol.	Horizontal	Vertical
14.47G ~14.5G Avg.	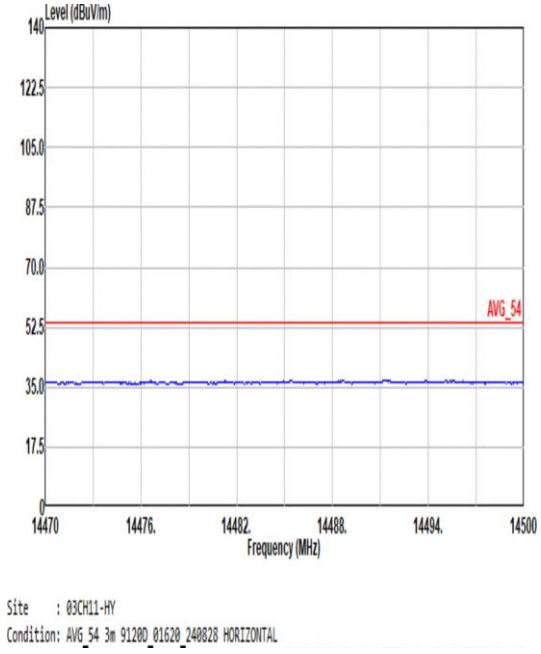	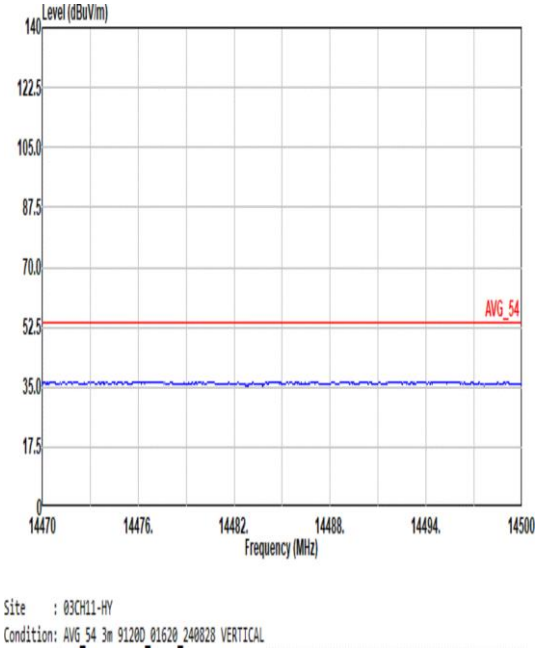
17.7G ~18G Avg.	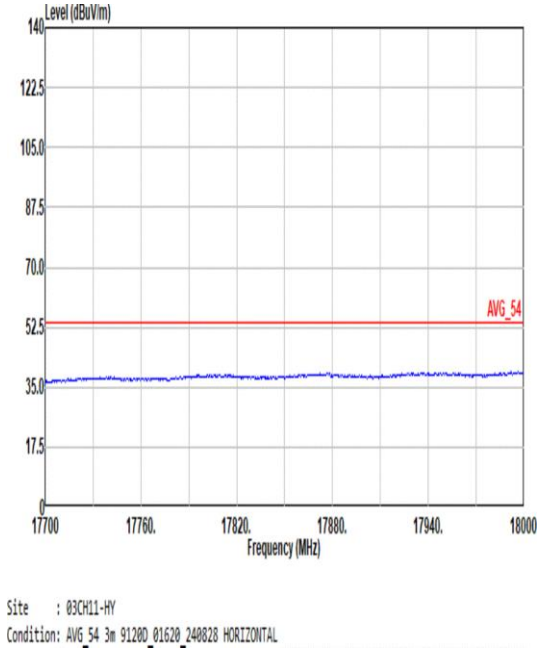	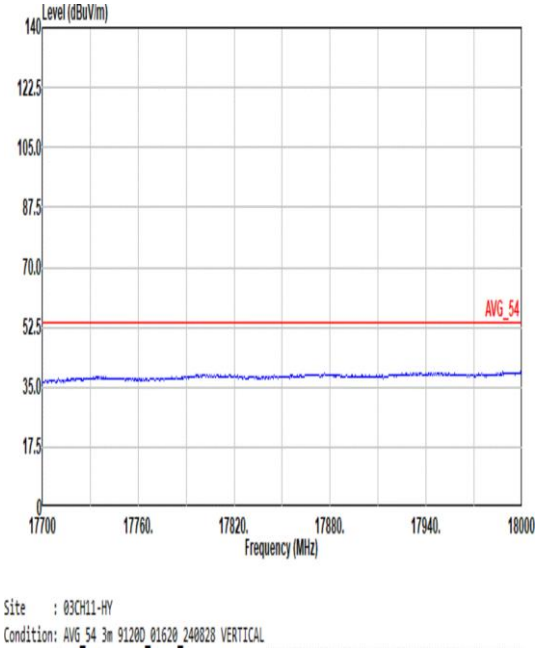

Mode	10	
	Band Edge	
	2400-2483.5_802.11g_CH01_2412MHz	
ANT	1	
Pol.	Horizontal	Fundamental
Peak	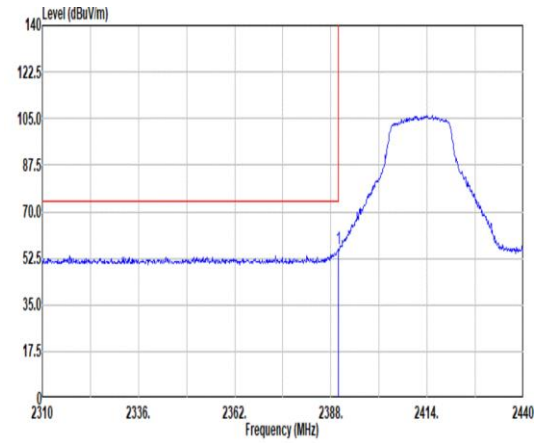 Site : 03CH11-HY Condition: PEAK_BE_74 3m 9120D_01620_240828 HORIZONTAL : RBW:1000.000kHz VBW:3000.000kHz SWT:Auto Freq Level Limit Line Margin Read Level Ant Factor Cable Loss Preamp Factor Aux Factor APos TPos Remark MHz dBuV/m dBuV/m dB dBuV dB/m dB dB dB cm deg 1 2389.95 55.83 74.00 -18.17 45.06 27.30 6.78 33.34 10.03 105 360 PEAK	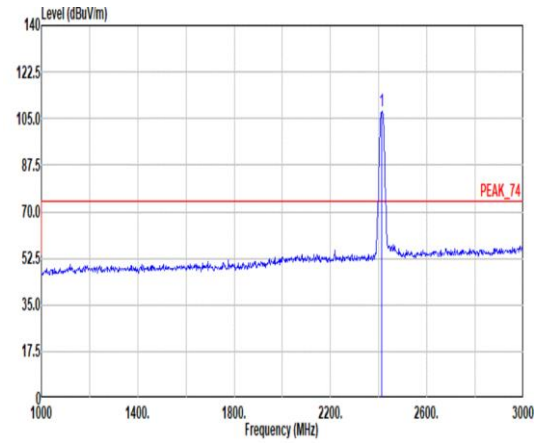 Site : 03CH11-HY Condition: PEAK_74 3m 9120D_01620_240828 HORIZONTAL : RBW:1000.000kHz VBW:3000.000kHz SWT:Auto Freq Level Limit Line Margin Read Level Ant Factor Cable Loss Preamp Factor Aux Factor APos TPos Remark MHz dBuV/m dBuV/m dB dBuV dB/m dB dB dB cm deg 1 2412.00 107.56 ------ ------ 96.60 27.44 6.81 33.32 10.03 105 360 PEAK
Avg.	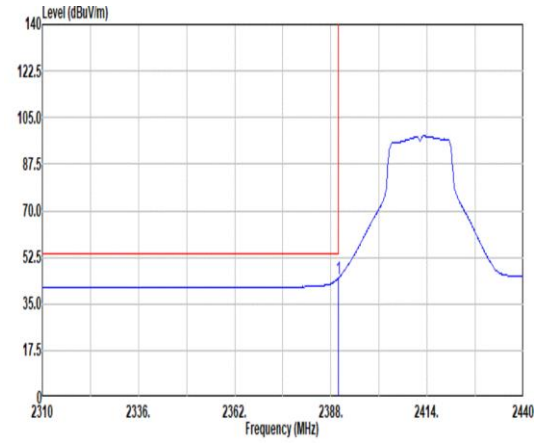 Site : 03CH11-HY Condition: AVG_BE_54 3m 9120D_01620_240828 HORIZONTAL : RBW:1000.000kHz VBW:0.010kHz SWT:Auto Freq Level Limit Line Margin Read Level Ant Factor Cable Loss Preamp Factor Aux Factor APos TPos Remark MHz dBuV/m dBuV/m dB dBuV dB/m dB dB dB cm deg 1 2389.95 44.58 54.00 -9.42 33.81 27.30 6.78 33.34 10.03 105 360 AVERAGE	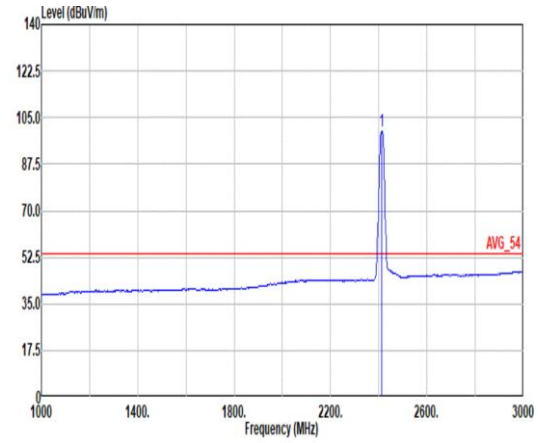 Site : 03CH11-HY Condition: AVG_54 3m 9120D_01620_240828 HORIZONTAL : RBW:1000.000kHz VBW:0.010kHz SWT:Auto Freq Level Limit Line Margin Read Level Ant Factor Cable Loss Preamp Factor Aux Factor APos TPos Remark MHz dBuV/m dBuV/m dB dBuV dB/m dB dB dB cm deg 1 2412.00 99.88 ------ ------ 88.92 27.44 6.81 33.32 10.03 105 360 AVERAGE

Mode	10	
	Band Edge	
	2400-2483.5_802.11g_CH01_2412MHz	
ANT	1	
Pol.	Vertical	Fundamental
Peak	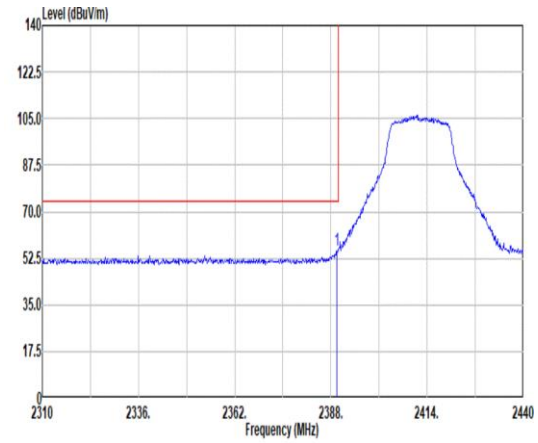 Site : 03CH11-HY Condition: PEAK_BE_74 3m 9120D_01620_240828 VERTICAL : RBW:1000.000kHz VBW:3000.000kHz SWT:Auto Freq Level Limit Line Margin Read Level Ant Factor Cable Loss Preamp Factor Aux Factor APos TPos Remark MHz dBuV/m dBuV/m dB dBuV dB/m dB dB dB cm deg 1 2389.56 55.59 74.00 -18.41 44.82 27.30 6.78 33.34 10.03 305 95 PEAK	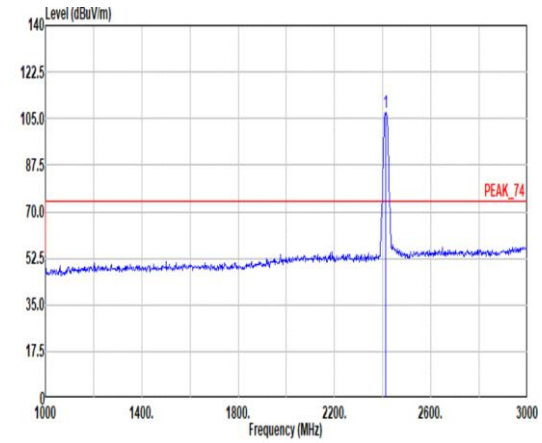 Site : 03CH11-HY Condition: PEAK_74 3m 9120D_01620_240828 VERTICAL : RBW:1000.000kHz VBW:3000.000kHz SWT:Auto Freq Level Limit Line Margin Read Level Ant Factor Cable Loss Preamp Factor Aux Factor APos TPos Remark MHz dBuV/m dBuV/m dB dBuV dB/m dB dB dB cm deg 1 2412.00 107.24 ------ ------ 96.28 27.44 6.81 33.32 10.03 305 95 PEAK
Avg.	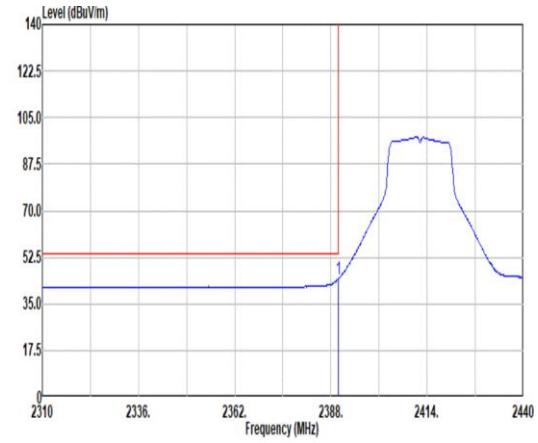 Site : 03CH11-HY Condition: AVG_BE_54 3m 9120D_01620_240828 VERTICAL : RBW:1000.000kHz VBW:0.010kHz SWT:Auto Freq Level Limit Line Margin Read Level Ant Factor Cable Loss Preamp Factor Aux Factor APos TPos Remark MHz dBuV/m dBuV/m dB dBuV dB/m dB dB dB cm deg 1 2389.95 44.27 54.00 -9.73 33.50 27.30 6.78 33.34 10.03 305 95 AVERAGE	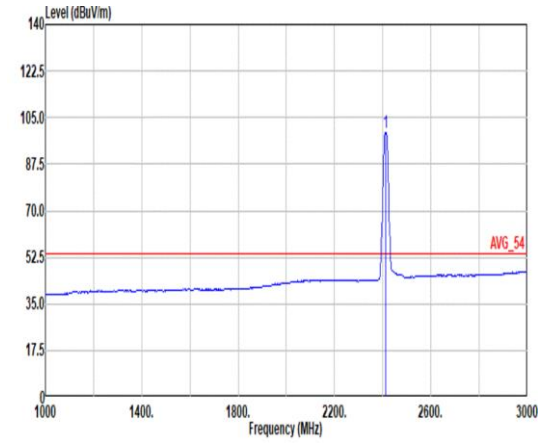 Site : 03CH11-HY Condition: AVG_54 3m 9120D_01620_240828 VERTICAL : RBW:1000.000kHz VBW:0.010kHz SWT:Auto Freq Level Limit Line Margin Read Level Ant Factor Cable Loss Preamp Factor Aux Factor APos TPos Remark MHz dBuV/m dBuV/m dB dBuV dB/m dB dB dB cm deg 1 2412.00 99.43 ------ ------ 88.53 27.40 6.80 33.33 10.03 305 95 AVERAGE

Mode	10	
	Harmonic	
	2400-2483.5_802.11g_CH01_2412MHz	
ANT	1	
Pol.	Horizontal	Vertical
Peak Avg.	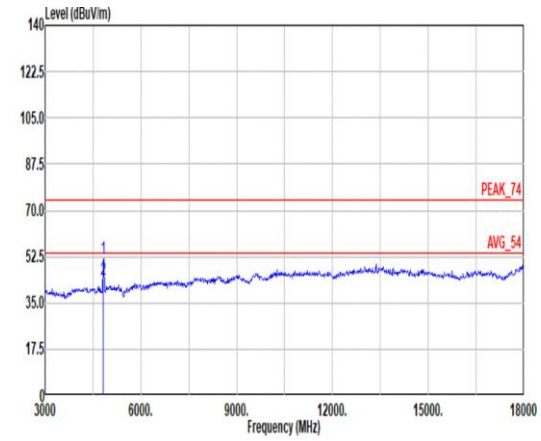 Site : 03CH11-HY Condition: PEAK_74 3m 9120D_01620_240828 HORIZONTAL Freq Level Limit Line Margin Read Level Ant Factor Cable Loss Preamp Factor Aux Factor APos TPos Remark MHz dBuV/m dBuV/m dB dBuV dB/m dB dB dB cm deg 1 4824.00 51.85 74.00 -22.15 66.08 32.44 11.36 58.54 0.51 100 314 Peak 2 4824.00 44.04 54.00 -9.96 58.27 32.44 11.36 58.54 0.51 100 314 Average	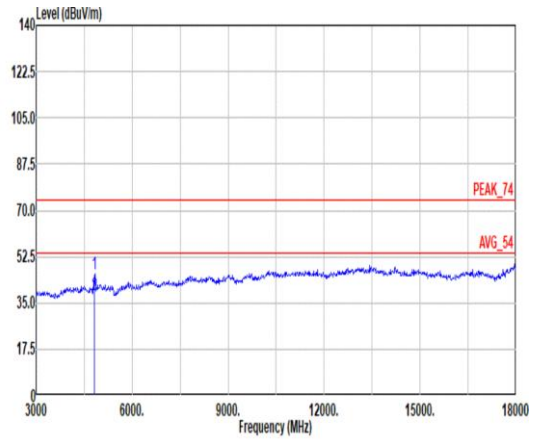 Site : 03CH11-HY Condition: PEAK_74 3m 9120D_01620_240828 VERTICAL Freq Level Limit Line Margin Read Level Ant Factor Cable Loss Preamp Factor Aux Factor APos TPos Remark MHz dBuV/m dBuV/m dB dBuV dB/m dB dB dB cm deg 1 4824.00 46.05 74.00 -27.95 60.28 32.44 11.36 58.54 0.51 250 263 Peak 2 4824.00 38.09 54.00 -15.91 52.32 32.44 11.36 58.54 0.51 250 263 Average

Mode	10	
	Harmonic	
	2400-2483.5_802.11g_CH01_2412MHz	
ANT	1	
Pol.	Horizontal	Vertical
14.47G ~14.5G Avg.	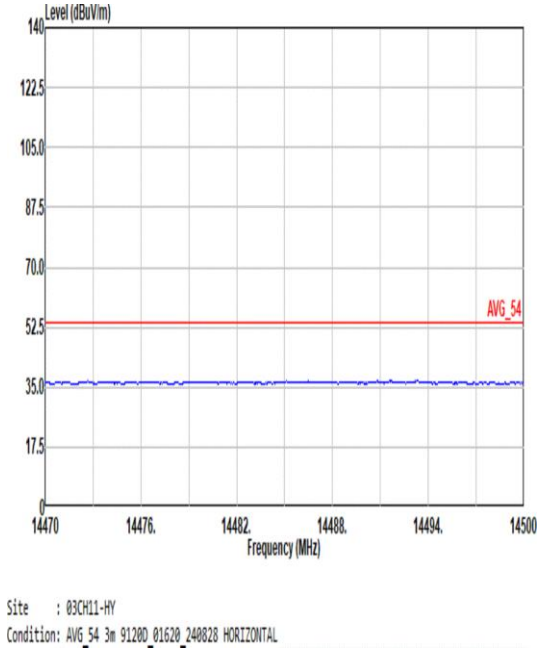	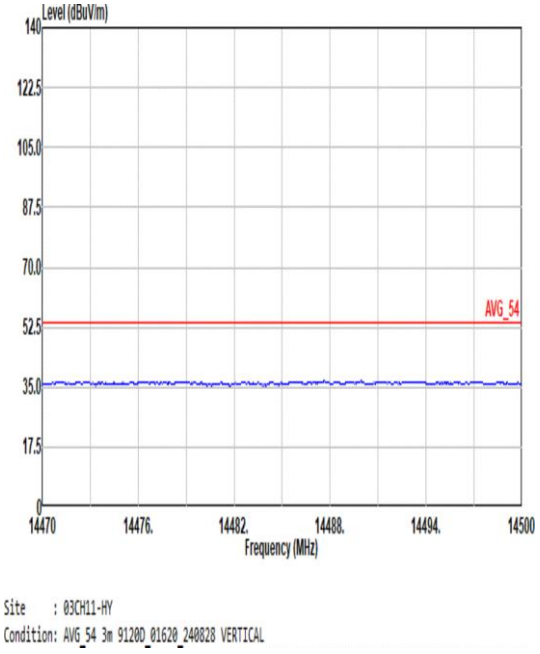
17.7G ~18G Avg.	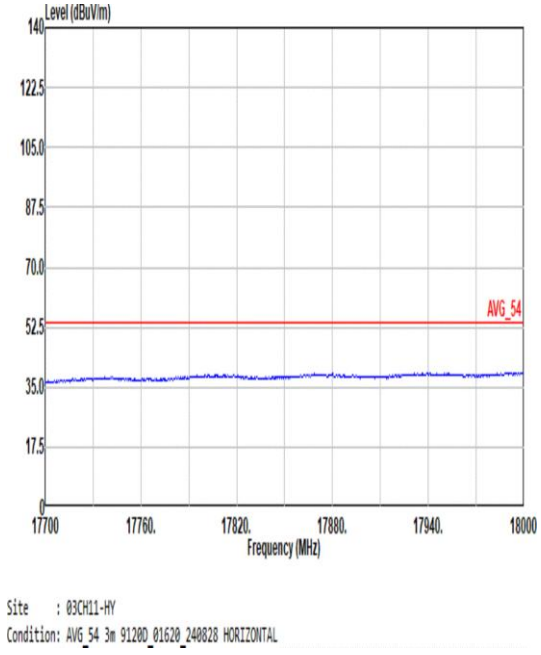	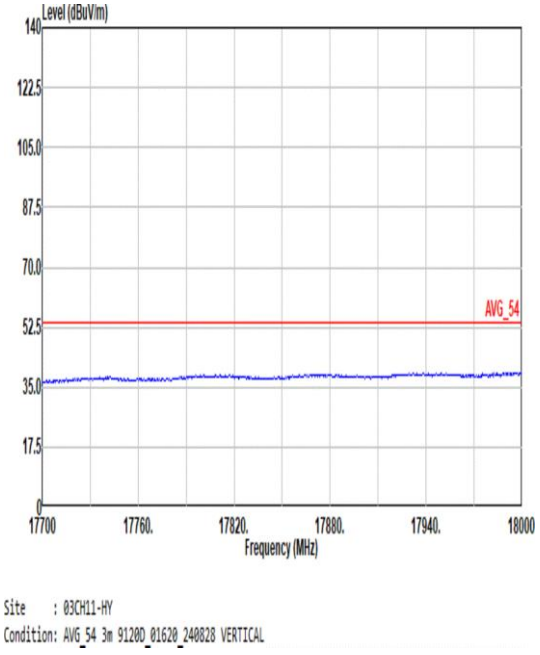

Mode	11	
	Band Edge - L	
	2400-2483.5_802.11g_CH06_2437MHz	
ANT	1	
Pol.	Horizontal	Fundamental
Peak	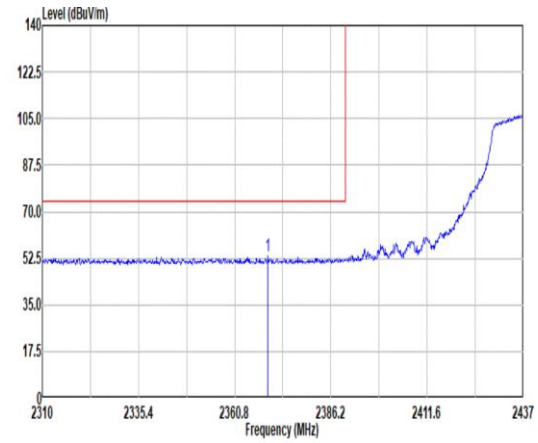 Site : 03CH11-HY Condition: PEAK_BE_74 3m 9120D_01620_240828 HORIZONTAL : RBW:1000.000kHz VBW:3000.000kHz SWT:Auto Freq Level Limit Line Margin Read Level Ant Factor Cable Loss Preamp Factor Aux Factor APos TPos Remark MHz dBuV/m dBuV/m dB dBuV dB/m dB dB dB cm deg 1 2369.56 53.11 74.00 -20.89 42.47 27.20 6.77 33.35 10.02 102 0 PEAK	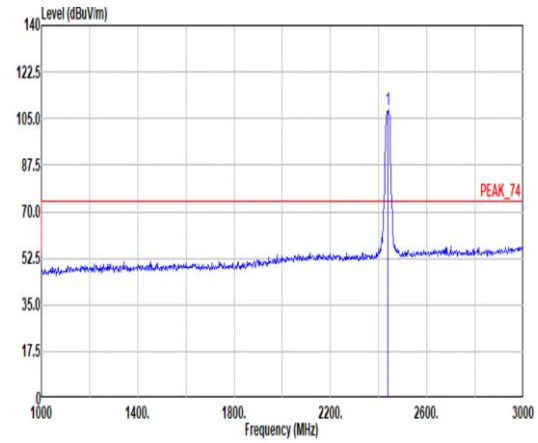 Site : 03CH11-HY Condition: PEAK_74 3m 9120D_01620_240828 HORIZONTAL : RBW:1000.000kHz VBW:3000.000kHz SWT:Auto Freq Level Limit Line Margin Read Level Ant Factor Cable Loss Preamp Factor Aux Factor APos TPos Remark MHz dBuV/m dBuV/m dB dBuV dB/m dB dB dB cm deg 1 2437.00 108.42 ------ ------ 97.25 27.60 6.85 33.31 10.03 102 0 PEAK
Avg.	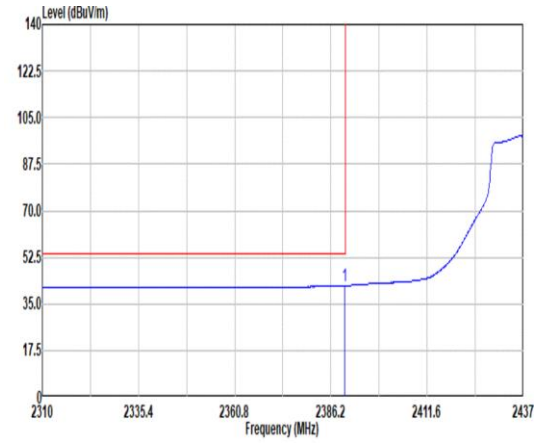 Site : 03CH11-HY Condition: AVG_BE_54 3m 9120D_01620_240828 HORIZONTAL : RBW:1000.000kHz VBW:0.010kHz SWT:Auto Freq Level Limit Line Margin Read Level Ant Factor Cable Loss Preamp Factor Aux Factor APos TPos Remark MHz dBuV/m dBuV/m dB dBuV dB/m dB dB dB cm deg 1 2389.88 41.86 54.00 -12.14 31.09 27.30 6.78 33.34 10.03 102 0 AVERAGE	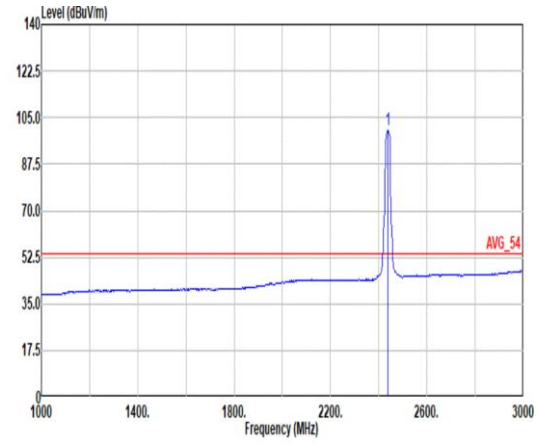 Site : 03CH11-HY Condition: AVG_54 3m 9120D_01620_240828 HORIZONTAL : RBW:1000.000kHz VBW:0.010kHz SWT:Auto Freq Level Limit Line Margin Read Level Ant Factor Cable Loss Preamp Factor Aux Factor APos TPos Remark MHz dBuV/m dBuV/m dB dBuV dB/m dB dB dB cm deg 1 2437.00 100.12 ------ ------ 88.95 27.60 6.85 33.31 10.03 102 0 AVERAGE

Mode	11	
	Band Edge - R	
	2400-2483.5_802.11g_CH06_2437MHz	
ANT	1	
Pol.	Horizontal	Fundamental
Peak	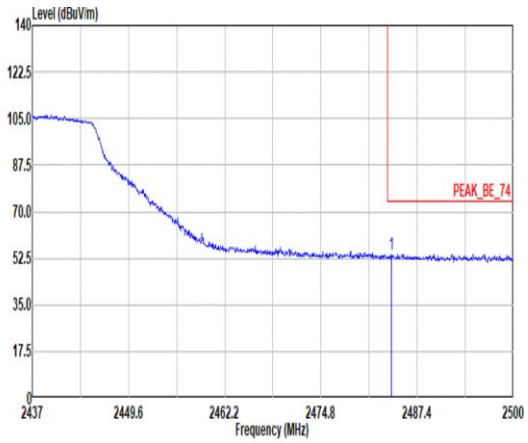 Site : 03CH11-HY Condition: PEAK_BE_74 3m 9120D_01620_240828 HORIZONTAL : RBW:1000.000kHz VBW:3000.000kHz SWT:Auto Freq Level Limit Line Margin Read Level Ant Factor Cable Loss Preamp Factor Aux Factor APos TPos Remark MHz dBuV/m dBuV/m dB dBuV dB/m dB dB dB cm deg 1 2484.00 54.00 74.00 -20.00 42.50 27.84 6.91 33.28 10.03 102 0 PEAK	Blank
Avg.	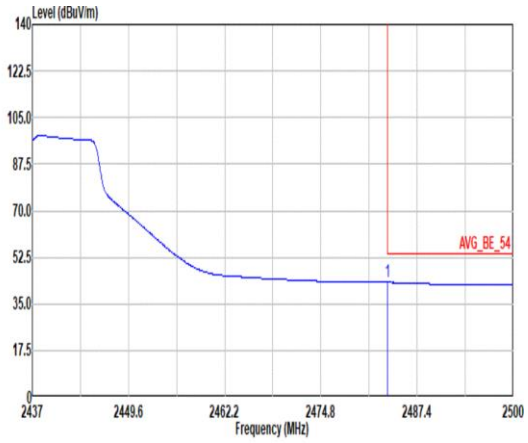 Site : 03CH11-HY Condition: AVG_BE_54 3m 9120D_01620_240828 HORIZONTAL : RBW:1000.000kHz VBW:0.010kHz SWT:Auto Freq Level Limit Line Margin Read Level Ant Factor Cable Loss Preamp Factor Aux Factor APos TPos Remark MHz dBuV/m dBuV/m dB dBuV dB/m dB dB dB cm deg 1 2483.56 43.11 54.00 -10.89 31.61 27.84 6.91 33.28 10.03 102 0 AVERAGE	Blank

Mode	11	
	Band Edge - L	
	2400-2483.5_802.11g_CH06_2437MHz	
ANT	1	
Pol.	Vertical	Fundamental
Peak	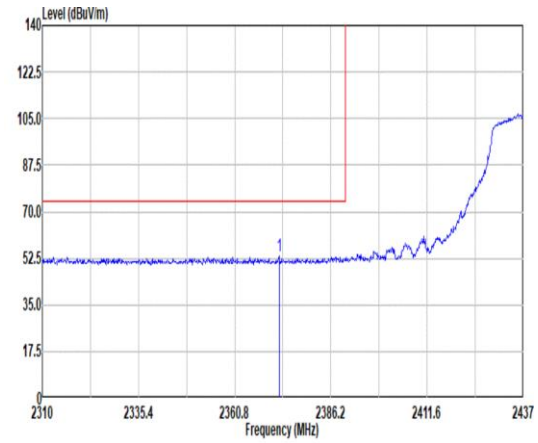 Site : 03CH11-HY Condition: PEAK_BE_74 3m 9120D_01620_240828 VERTICAL : RBW:1000.000kHz VBW:3000.000kHz SWT:Auto Limit Read Ant Cable Preamp Aux APos TPos Freq Level Line Margin Level Factor Loss Factor Factor Remark MHz dBuV/m dBuV/m dB dBuV dB/m dB dB dB cm deg 1 2372.48 53.19 74.00 -20.81 42.55 27.20 6.77 33.35 10.02 266 98 PEAK	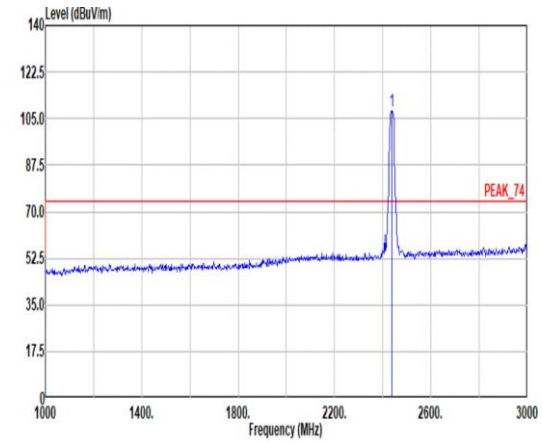 Site : 03CH11-HY Condition: PEAK_74 3m 9120D_01620_240828 VERTICAL : RBW:1000.000kHz VBW:3000.000kHz SWT:Auto Limit Read Ant Cable Preamp Aux APos TPos Freq Level Line Margin Level Factor Loss Factor Factor Remark MHz dBuV/m dBuV/m dB dBuV dB/m dB dB dB cm deg 1 2437.00 107.78 ------ ------ 96.62 27.60 6.84 33.31 10.03 266 98 PEAK
Avg.	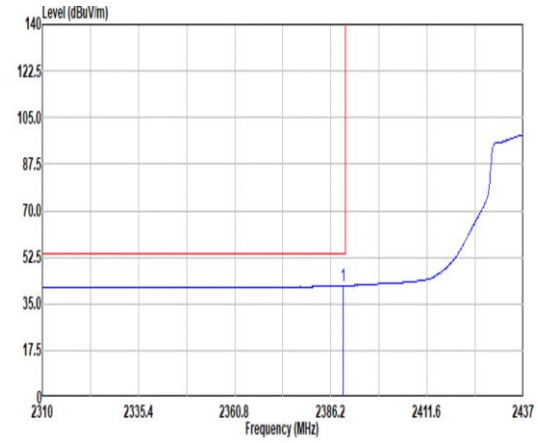 Site : 03CH11-HY Condition: AVG_BE_54 3m 9120D_01620_240828 VERTICAL : RBW:1000.000kHz VBW:0.010kHz SWT:Auto Limit Read Ant Cable Preamp Aux APos TPos Freq Level Line Margin Level Factor Loss Factor Factor Remark MHz dBuV/m dBuV/m dB dBuV dB/m dB dB dB cm deg 1 2389.38 41.76 54.00 -12.24 31.00 27.29 6.78 33.34 10.03 266 98 AVERAGE	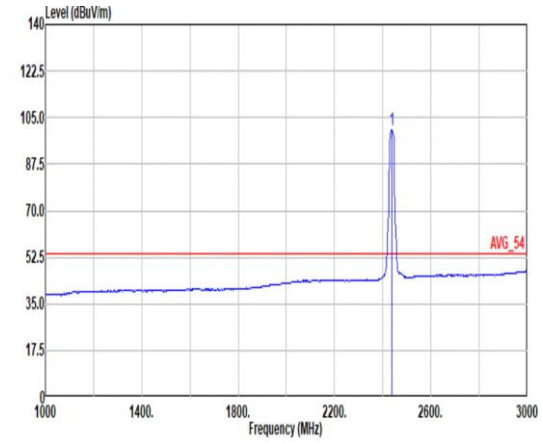 Site : 03CH11-HY Condition: AVG_54 3m 9120D_01620_240828 VERTICAL : RBW:1000.000kHz VBW:0.010kHz SWT:Auto Limit Read Ant Cable Preamp Aux APos TPos Freq Level Line Margin Level Factor Loss Factor Factor Remark MHz dBuV/m dBuV/m dB dBuV dB/m dB dB dB cm deg 1 2437.00 100.36 ------ ------ 89.19 27.60 6.85 33.31 10.03 266 98 AVERAGE

Mode	11	
	Band Edge - R	
	2400-2483.5_802.11g_CH06_2437MHz	
ANT	1	
Pol.	Vertical	Fundamental
Peak	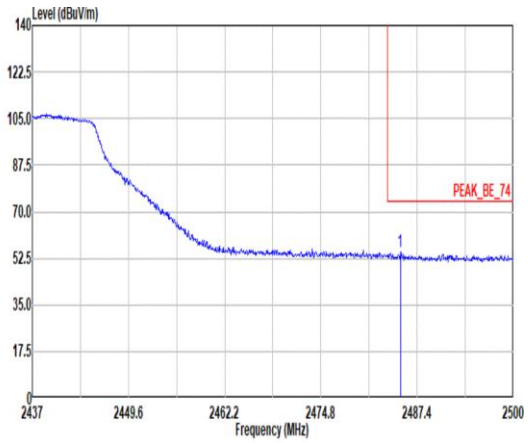 Site : 03CH11-HY Condition: PEAK_BE_74 3m 9120D_01620_240828 VERTICAL : RBW:1000.000kHz VBW:3000.000kHz SWT:Auto Freq Level Limit Line Margin Read Level Ant Factor Cable Loss Preamp Factor Aux Factor APos TPos Remark MHz dBuV/m dBuV/m dB dBuV dB/m dB dB dB cm deg 1 2485.20 55.08 74.00 -18.92 43.57 27.85 6.91 33.28 10.03 266 98 PEAK	Blank
Avg.	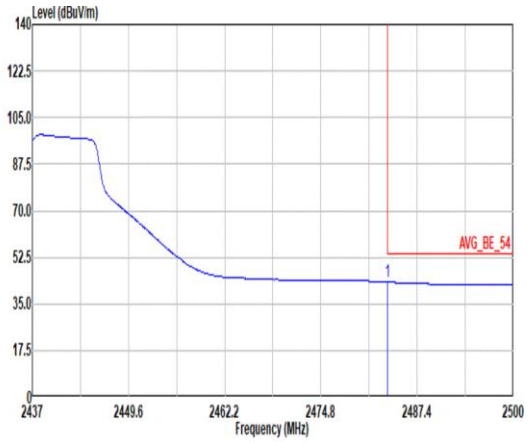 Site : 03CH11-HY Condition: AVG_BE_54 3m 9120D_01620_240828 VERTICAL : RBW:1000.000kHz VBW:0.010kHz SWT:Auto Freq Level Limit Line Margin Read Level Ant Factor Cable Loss Preamp Factor Aux Factor APos TPos Remark MHz dBuV/m dBuV/m dB dBuV dB/m dB dB dB cm deg 1 2483.56 43.24 54.00 -10.76 31.74 27.84 6.91 33.28 10.03 266 98 AVERAGE	Blank

Mode	11	
	Harmonic	
	2400-2483.5_802.11g_CH06_2437MHz	
ANT	1	
Pol.	Horizontal	Vertical
Peak Avg.	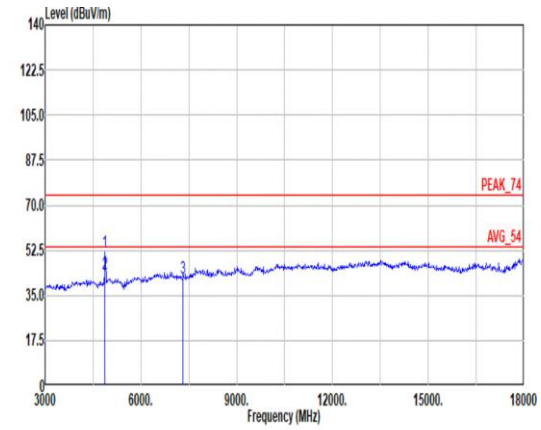 Site : 03CH11-HY Condition: PEAK_74 3m 9120D_01620_240828 HORIZONTAL 1 4874.00 51.82 74.00 -22.18 65.72 32.70 11.45 58.58 0.53 100 308 Peak 2 4874.00 43.28 54.00 -10.72 57.18 32.70 11.45 58.58 0.53 100 308 Average 3 7311.00 41.88 74.00 -32.12 49.19 36.78 14.58 58.99 0.32 -- -- Peak	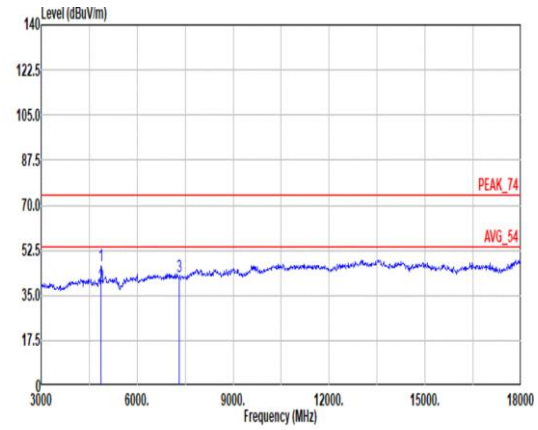 Site : 03CH11-HY Condition: PEAK_74 3m 9120D_01620_240828 VERTICAL 1 4874.00 46.26 74.00 -27.74 60.16 32.70 11.45 58.58 0.53 300 280 Peak 2 4874.00 38.76 54.00 -15.24 52.66 32.70 11.45 58.58 0.53 300 280 Average 3 7311.00 42.15 74.00 -31.85 49.46 36.78 14.58 58.99 0.32 -- -- Peak

	Freq	Level	Limit Line	Margin	Read Level	Ant Factor	Cable Loss	Preamp Factor	Aux Factor	APos	TPos	Remark
	MHz	dBuV/m	dBuV/m	dB	dBuV	dB/m	dB	dB	dB	cm	deg	
1	4874.00	51.82	74.00	-22.18	65.72	32.70	11.45	58.58	0.53	100	308	Peak
2	4874.00	43.28	54.00	-10.72	57.18	32.70	11.45	58.58	0.53	100	308	Average
3	7311.00	41.88	74.00	-32.12	49.19	36.78	14.58	58.99	0.32	--	--	Peak

	Freq	Level	Limit Line	Margin	Read Level	Ant Factor	Cable Loss	Preamp Factor	Aux Factor	APos	TPos	Remark
	MHz	dBuV/m	dBuV/m	dB	dBuV	dB/m	dB	dB	dB	cm	deg	
1	4874.00	46.26	74.00	-27.74	60.16	32.70	11.45	58.58	0.53	300	280	Peak
2	4874.00	38.76	54.00	-15.24	52.66	32.70	11.45	58.58	0.53	300	280	Average
3	7311.00	42.15	74.00	-31.85	49.46	36.78	14.58	58.99	0.32	--	--	Peak

Mode	11	
	Harmonic	
	2400-2483.5_802.11g_CH06_2437MHz	
ANT	1	
Pol.	Horizontal	Vertical
14.47G ~14.5G Avg.	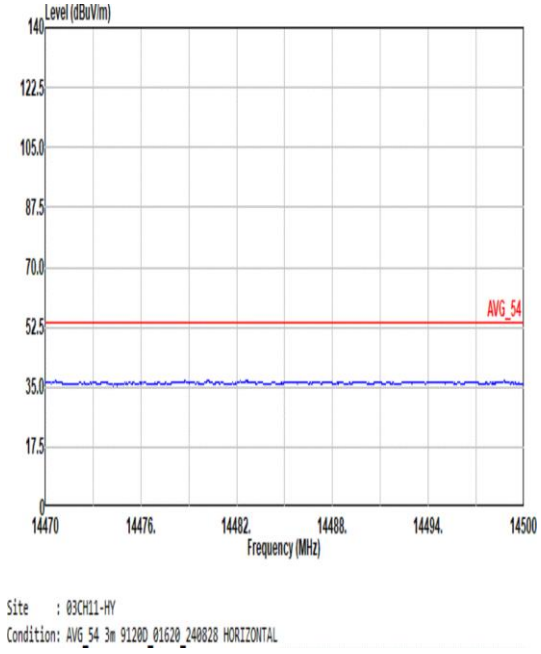	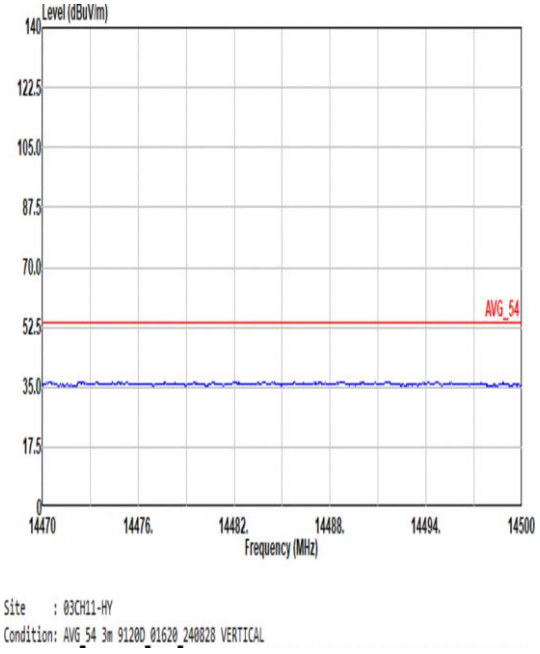
17.7G ~18G Avg.	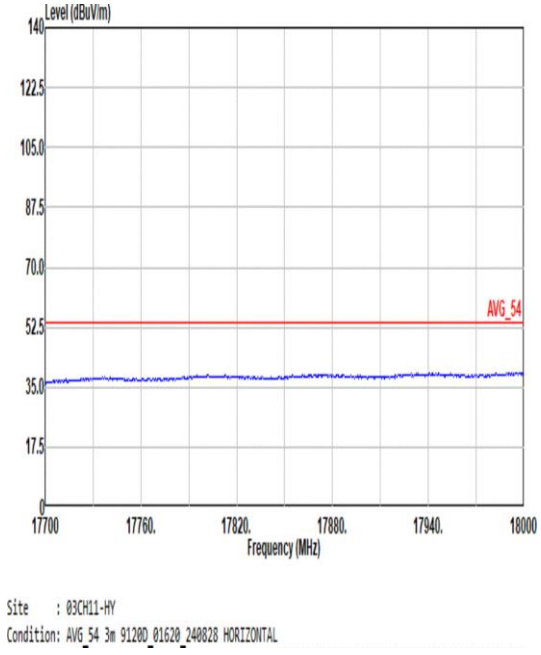	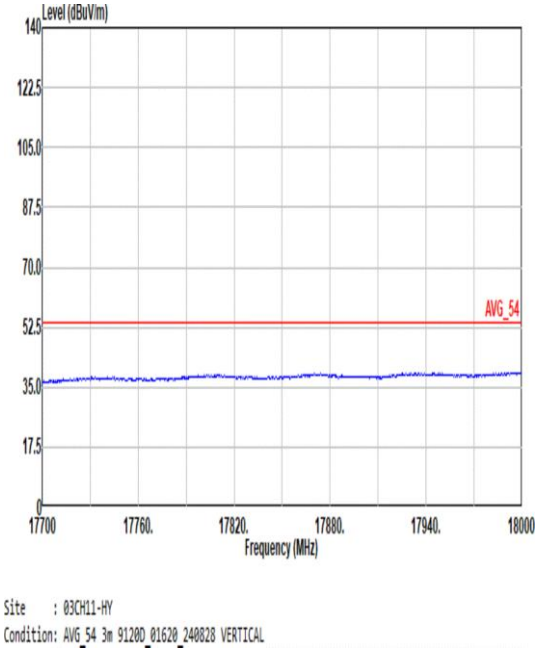

Mode	12	
	Band Edge	
	2400-2483.5_802.11g_CH11_2462MHz	
ANT	1	
Pol.	Horizontal	Fundamental
Peak	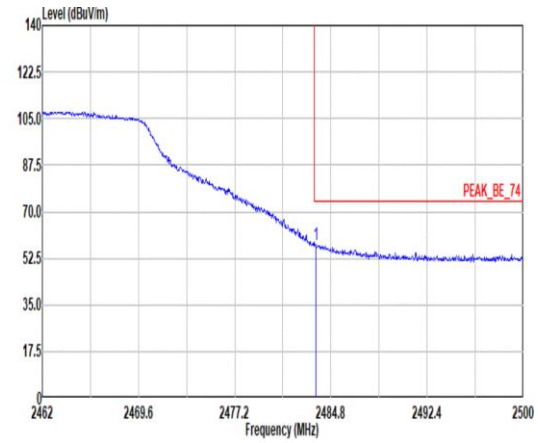 Site : 03CH11-HY Condition: PEAK_BE_74 3m 9120D_01620_240828 HORIZONTAL : RBW:1000.000kHz VBW:3000.000kHz SWT:Auto Freq Level Limit Line Margin Read Level Ant Factor Cable Loss Preamp Factor Aux Factor APos TPos Remark MHz dBuV/m dBuV/m dB dBuV dB/m dB dB dB cm deg 1 2483.58 57.70 74.00 -16.30 46.20 27.84 6.91 33.28 10.03 112 11 PEAK	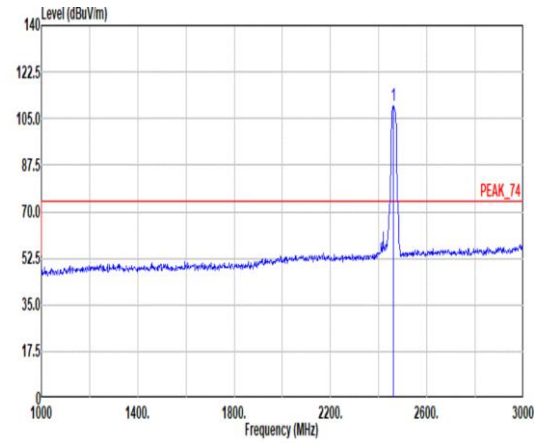 Site : 03CH11-HY Condition: PEAK_74 3m 9120D_01620_240828 HORIZONTAL : RBW:1000.000kHz VBW:3000.000kHz SWT:Auto Freq Level Limit Line Margin Read Level Ant Factor Cable Loss Preamp Factor Aux Factor APos TPos Remark MHz dBuV/m dBuV/m dB dBuV dB/m dB dB dB cm deg 1 2462.00 109.65 ------ ------ 98.43 27.60 6.88 33.29 10.03 112 11 PEAK
Avg.	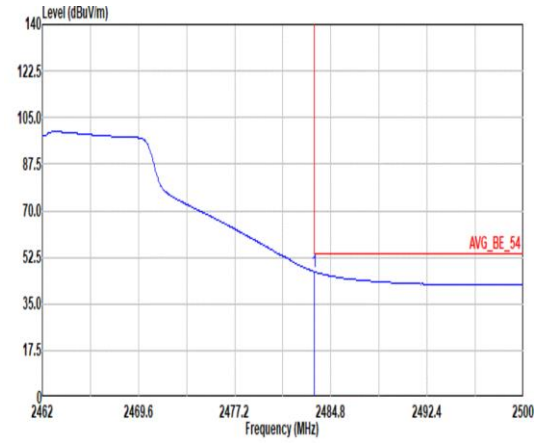 Site : 03CH11-HY Condition: AVG_BE_54 3m 9120D_01620_240828 HORIZONTAL : RBW:1000.000kHz VBW:0.010kHz SWT:Auto Freq Level Limit Line Margin Read Level Ant Factor Cable Loss Preamp Factor Aux Factor APos TPos Remark MHz dBuV/m dBuV/m dB dBuV dB/m dB dB dB cm deg 1 2483.51 47.14 54.00 -6.86 35.64 27.84 6.91 33.28 10.03 112 11 AVERAGE	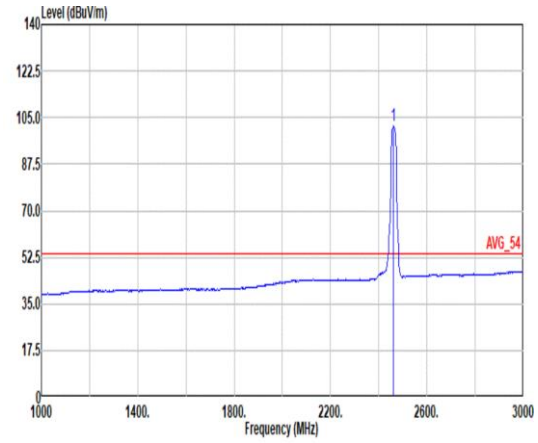 Site : 03CH11-HY Condition: AVG_54 3m 9120D_01620_240828 HORIZONTAL : RBW:1000.000kHz VBW:0.010kHz SWT:Auto Freq Level Limit Line Margin Read Level Ant Factor Cable Loss Preamp Factor Aux Factor APos TPos Remark MHz dBuV/m dBuV/m dB dBuV dB/m dB dB dB cm deg 1 2462.00 101.71 ------ ------ 90.47 27.62 6.88 33.29 10.03 112 11 AVERAGE

Mode	12	
	Band Edge	
	2400-2483.5_802.11g_CH11_2462MHz	
ANT	1	
Pol.	Vertical	Fundamental
Peak	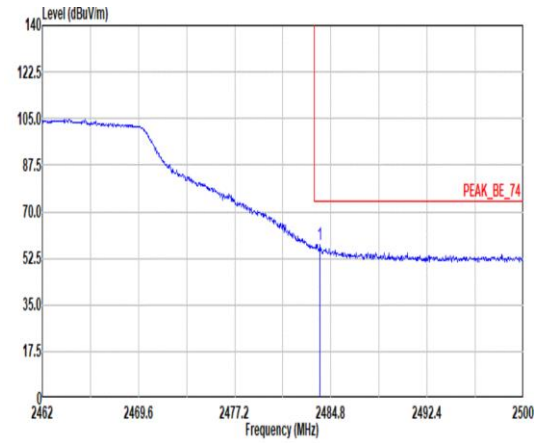 Site : 03CH11-HY Condition: PEAK_BE_74 3m 9120D_01620_240828 VERTICAL : RBW:1000.000kHz VBW:3000.000kHz SWT:Auto Freq Level Limit Line Margin Read Level Ant Factor Cable Loss Preamp Factor Aux Factor APos TPos Remark MHz dBuV/m dBuV/m dB dBuV dB/m dB dB dB cm deg 1 2483.93 57.78 74.00 -16.22 46.28 27.84 6.91 33.28 10.03 250 113 PEAK	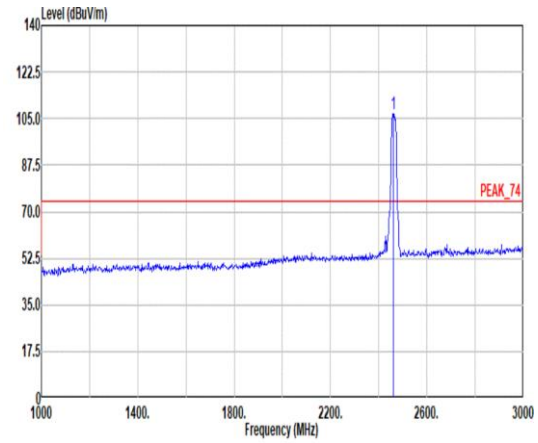 Site : 03CH11-HY Condition: PEAK_74 3m 9120D_01620_240828 VERTICAL : RBW:1000.000kHz VBW:3000.000kHz SWT:Auto Freq Level Limit Line Margin Read Level Ant Factor Cable Loss Preamp Factor Aux Factor APos TPos Remark MHz dBuV/m dBuV/m dB dBuV dB/m dB dB dB cm deg 1 2462.00 106.76 ------ ------ 95.50 27.64 6.88 33.29 10.03 250 113 PEAK
Avg.	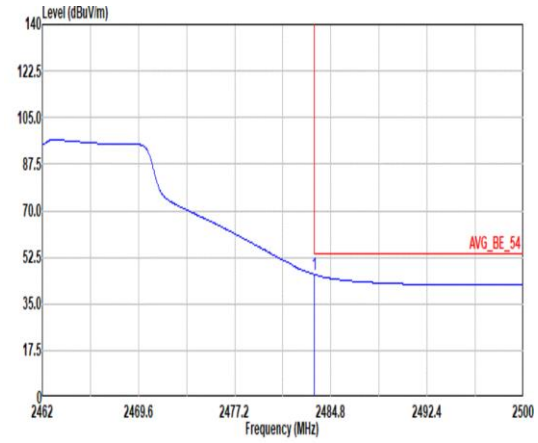 Site : 03CH11-HY Condition: AVG_BE_54 3m 9120D_01620_240828 VERTICAL : RBW:1000.000kHz VBW:0.010kHz SWT:Auto Freq Level Limit Line Margin Read Level Ant Factor Cable Loss Preamp Factor Aux Factor APos TPos Remark MHz dBuV/m dBuV/m dB dBuV dB/m dB dB dB cm deg 1 2483.51 45.97 54.00 -8.03 34.47 27.84 6.91 33.28 10.03 250 113 AVERAGE	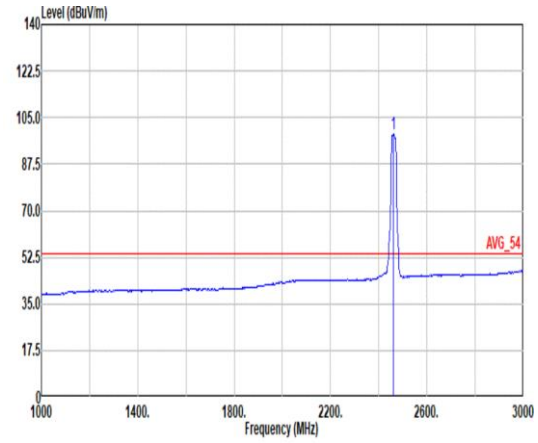 Site : 03CH11-HY Condition: AVG_54 3m 9120D_01620_240828 VERTICAL : RBW:1000.000kHz VBW:0.010kHz SWT:Auto Freq Level Limit Line Margin Read Level Ant Factor Cable Loss Preamp Factor Aux Factor APos TPos Remark MHz dBuV/m dBuV/m dB dBuV dB/m dB dB dB cm deg 1 2462.00 99.00 ------ ------ 87.78 27.60 6.88 33.29 10.03 250 113 AVERAGE

Mode	12	
	Harmonic	
	2400-2483.5_802.11g_CH11_2462MHz	
ANT	1	
Pol.	Horizontal	Vertical
Peak Avg.	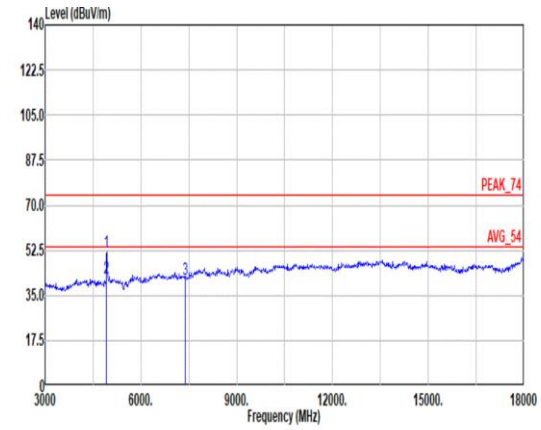 Site : 03CH11-HY Condition: PEAK_74 3m 9120D_01620_240828 HORIZONTAL Freq Level Limit Line Margin Read Level Ant Factor Cable Loss Preamp Factor Aux Factor APos TPos Remark MHz dBuV/m dBuV/m dB dBuV dB/m dB dB dB cm deg 1 4924.00 51.82 74.00 -22.18 65.45 32.90 11.53 58.62 0.56 300 295 Peak 2 4924.00 41.81 54.00 -12.19 55.44 32.90 11.53 58.62 0.56 300 295 Average 3 7386.00 41.44 74.00 -32.56 49.00 36.48 14.61 58.94 0.29 -- -- Peak	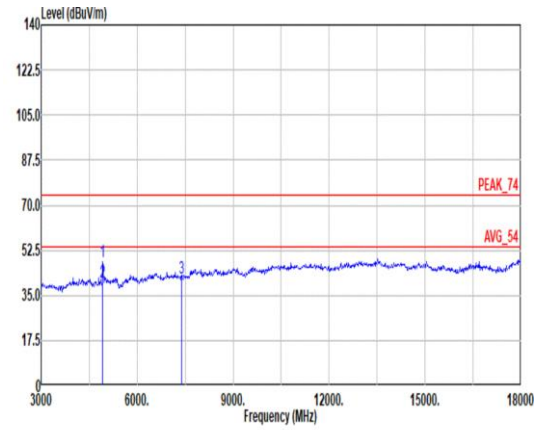 Site : 03CH11-HY Condition: PEAK_74 3m 9120D_01620_240828 VERTICAL Freq Level Limit Line Margin Read Level Ant Factor Cable Loss Preamp Factor Aux Factor APos TPos Remark MHz dBuV/m dBuV/m dB dBuV dB/m dB dB dB cm deg 1 4924.00 47.81 74.00 -26.19 61.44 32.90 11.53 58.62 0.56 300 270 Peak 2 4924.00 40.23 54.00 -13.77 53.86 32.90 11.53 58.62 0.56 300 270 Average 3 7386.00 41.64 74.00 -32.36 49.20 36.48 14.61 58.94 0.29 -- -- Peak

Mode	12	
	Harmonic	
	2400-2483.5_802.11g_CH11_2462MHz	
ANT	1	
Pol.	Horizontal	Vertical
14.47G ~14.5G Avg.	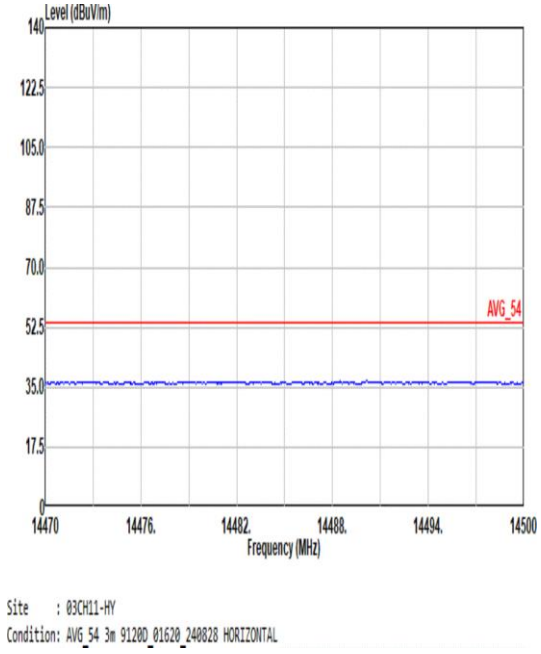	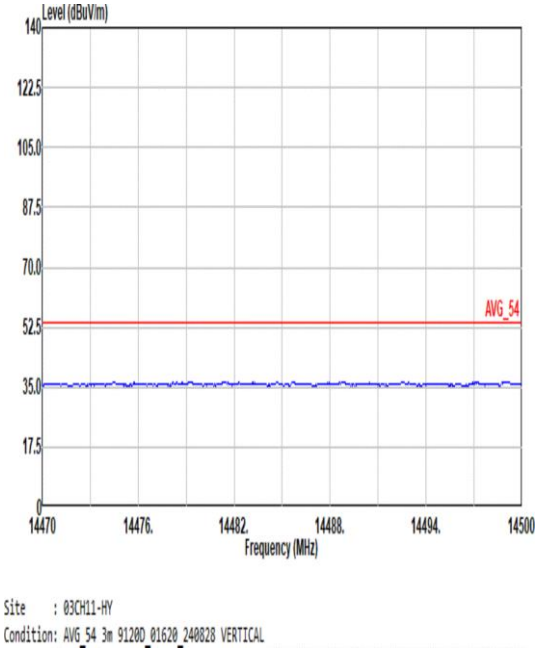
17.7G ~18G Avg.	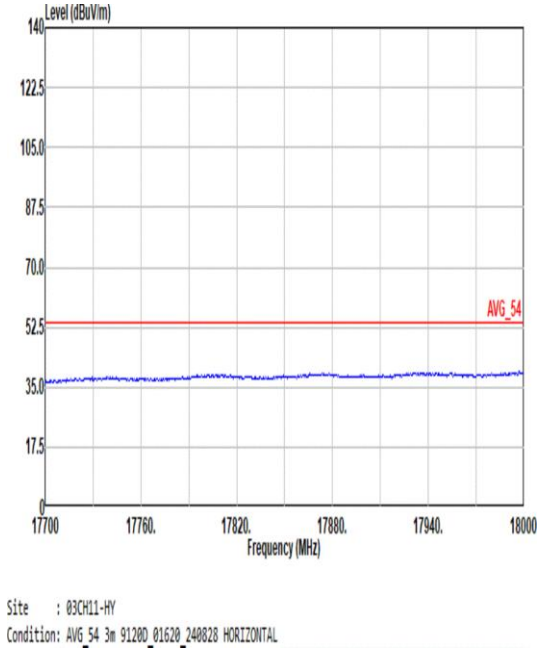	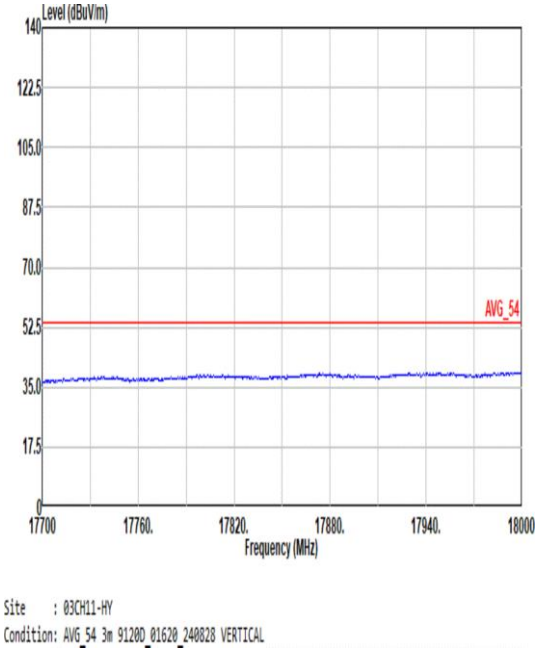

Mode	13	
	Band Edge	
	2400-2483.5_802.11n HT20_CH01_2412MHz	
ANT	1	
Pol.	Horizontal	Fundamental
Peak	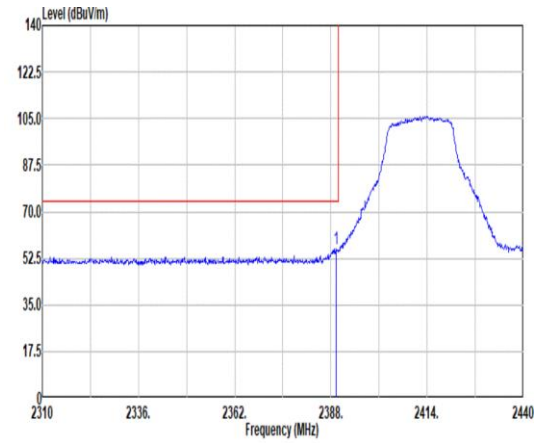 Site : 03CH11-HY Condition: PEAK_BE_74 3m 9120D_01620_240828 HORIZONTAL : RBW:1000.000kHz VBW:3000.000kHz SWT:Auto Freq Level Limit Line Margin Read Level Ant Factor Cable Loss Preamp Factor Aux Factor APos TPos Remark MHz dBuV/m dBuV/m dB dBuV dB/m dB dB dB cm deg 1 2389.43 55.83 74.00 -18.17 45.07 27.29 6.78 33.34 10.03 167 360 PEAK	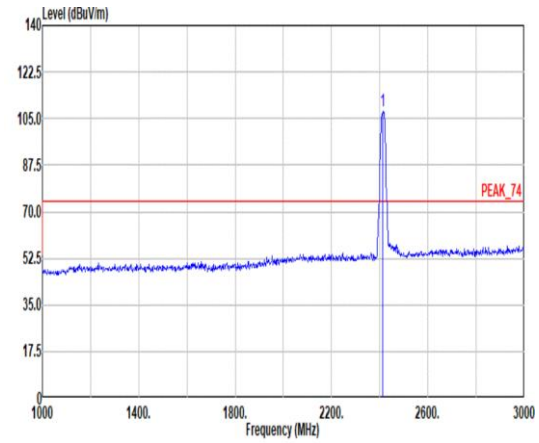 Site : 03CH11-HY Condition: PEAK_74 3m 9120D_01620_240828 HORIZONTAL : RBW:1000.000kHz VBW:3000.000kHz SWT:Auto Freq Level Limit Line Margin Read Level Ant Factor Cable Loss Preamp Factor Aux Factor APos TPos Remark MHz dBuV/m dBuV/m dB dBuV dB/m dB dB dB cm deg 1 2412.00 107.93 ------ ------ 96.97 27.44 6.81 33.32 10.03 167 360 PEAK
Avg.	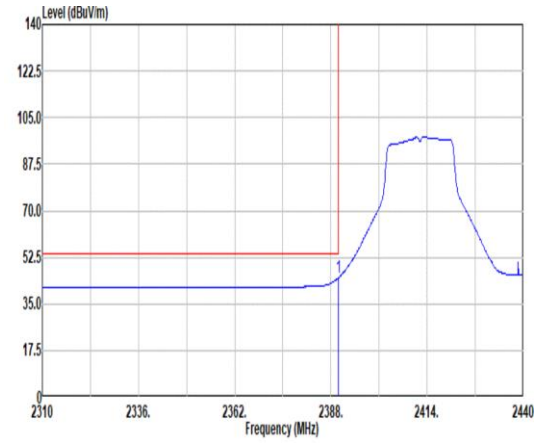 Site : 03CH11-HY Condition: AVG_BE_54 3m 9120D_01620_240828 HORIZONTAL : RBW:1000.000kHz VBW:0.010kHz SWT:Auto Freq Level Limit Line Margin Read Level Ant Factor Cable Loss Preamp Factor Aux Factor APos TPos Remark MHz dBuV/m dBuV/m dB dBuV dB/m dB dB dB cm deg 1 2389.95 44.78 54.00 -9.22 34.01 27.30 6.78 33.34 10.03 167 360 AVERAGE	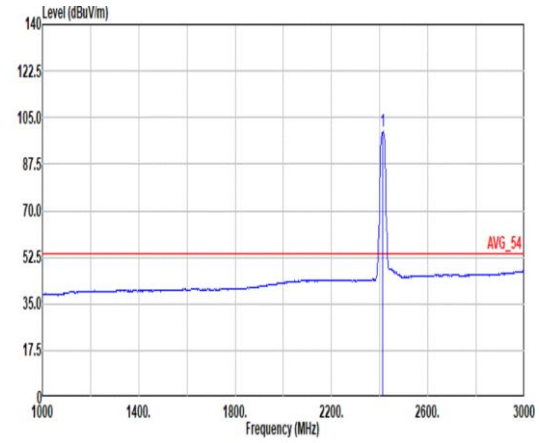 Site : 03CH11-HY Condition: AVG_54 3m 9120D_01620_240828 HORIZONTAL : RBW:1000.000kHz VBW:0.010kHz SWT:Auto Freq Level Limit Line Margin Read Level Ant Factor Cable Loss Preamp Factor Aux Factor APos TPos Remark MHz dBuV/m dBuV/m dB dBuV dB/m dB dB dB cm deg 1 2412.00 99.67 ------ ------ 88.71 27.44 6.81 33.32 10.03 167 360 AVERAGE

Mode	13	
	Band Edge	
	2400-2483.5_802.11n HT20_CH01_2412MHz	
ANT	1	
Pol.	Vertical	Fundamental
Peak	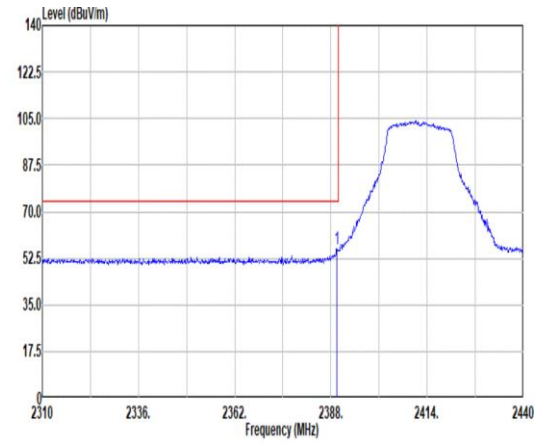 Site : 03CH11-HY Condition: PEAK_BE_74 3m 9120D_01620_240828 VERTICAL : RBW:1000.000kHz VBW:3000.000kHz SWT:Auto Freq Level Limit Line Margin Read Level Ant Factor Cable Loss Preamp Factor Aux Factor APos TPos Remark MHz dBuV/m dBuV/m dB dBuV dB/m dB dB dB cm deg 1 2389.56 56.12 74.00 -17.88 45.35 27.30 6.78 33.34 10.03 302 87 PEAK	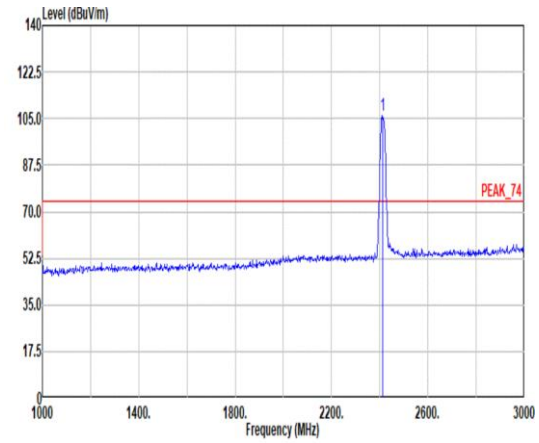 Site : 03CH11-HY Condition: PEAK_74 3m 9120D_01620_240828 VERTICAL : RBW:1000.000kHz VBW:3000.000kHz SWT:Auto Freq Level Limit Line Margin Read Level Ant Factor Cable Loss Preamp Factor Aux Factor APos TPos Remark MHz dBuV/m dBuV/m dB dBuV dB/m dB dB dB cm deg 1 2412.00 105.94 ------ ------ 95.04 27.40 6.80 33.33 10.03 302 87 PEAK
Avg.	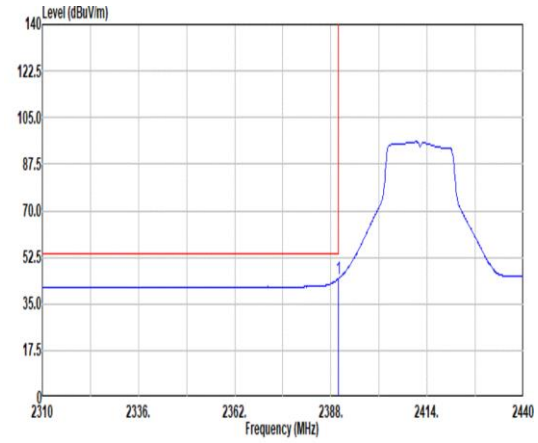 Site : 03CH11-HY Condition: AVG_BE_54 3m 9120D_01620_240828 VERTICAL : RBW:1000.000kHz VBW:0.010kHz SWT:Auto Freq Level Limit Line Margin Read Level Ant Factor Cable Loss Preamp Factor Aux Factor APos TPos Remark MHz dBuV/m dBuV/m dB dBuV dB/m dB dB dB cm deg 1 2389.95 44.38 54.00 -9.62 33.61 27.30 6.78 33.34 10.03 302 87 AVERAGE	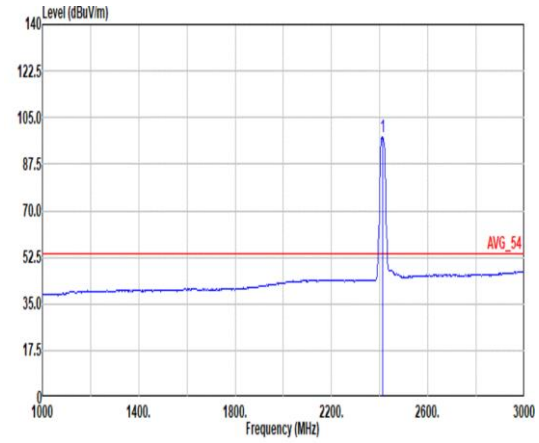 Site : 03CH11-HY Condition: AVG_54 3m 9120D_01620_240828 VERTICAL : RBW:1000.000kHz VBW:0.010kHz SWT:Auto Freq Level Limit Line Margin Read Level Ant Factor Cable Loss Preamp Factor Aux Factor APos TPos Remark MHz dBuV/m dBuV/m dB dBuV dB/m dB dB dB cm deg 1 2412.00 97.74 ------ ------ 86.84 27.40 6.80 33.33 10.03 302 87 AVERAGE

Mode	13	
	Harmonic	
	2400-2483.5_802.11n HT20_CH01_2412MHz	
ANT	1	
Pol.	Horizontal	Vertical
Peak Avg.	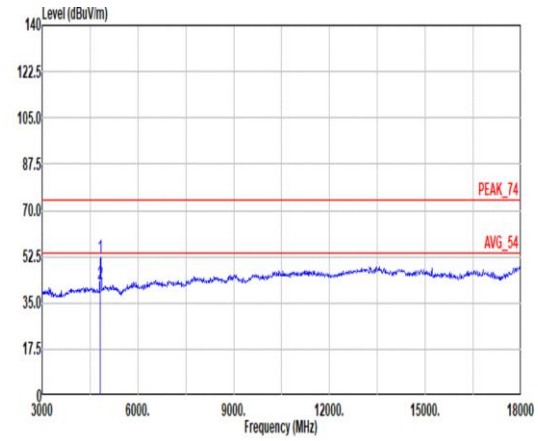 Site : 03CH11-HY Condition: PEAK_74 3m 9120D_01620_240828 HORIZONTAL Freq Level Limit Line Margin Read Level Ant Factor Cable Loss Preamp Factor Aux Factor APos TPos Remark MHz dBuV/m dBuV/m dB dBuV dB/m dB dB dB cm deg 1 4824.00 52.45 74.00 -21.55 66.68 32.44 11.36 58.54 0.51 100 309 Peak 2 4824.00 42.32 54.00 -11.68 56.55 32.44 11.36 58.54 0.51 100 309 Average	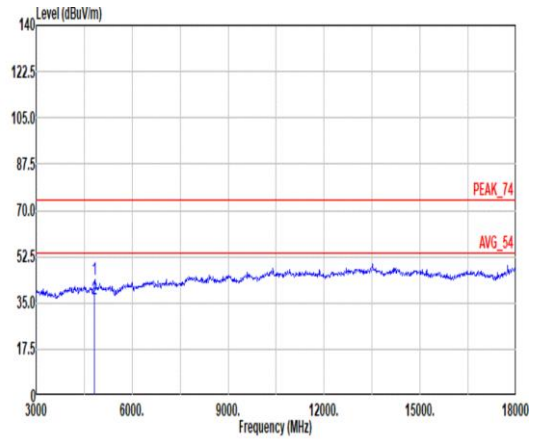 Site : 03CH11-HY Condition: PEAK_74 3m 9120D_01620_240828 VERTICAL Freq Level Limit Line Margin Read Level Ant Factor Cable Loss Preamp Factor Aux Factor APos TPos Remark MHz dBuV/m dBuV/m dB dBuV dB/m dB dB dB cm deg 1 4824.00 43.97 74.00 -30.03 58.20 32.44 11.36 58.54 0.51 300 277 Peak 2 4824.00 36.41 54.00 -17.59 50.64 32.44 11.36 58.54 0.51 300 277 Average

Mode	13	
	Harmonic	
	2400-2483.5_802.11n HT20_CH01_2412MHz	
ANT	1	
Pol.	Horizontal	Vertical
14.47G ~14.5G Avg.	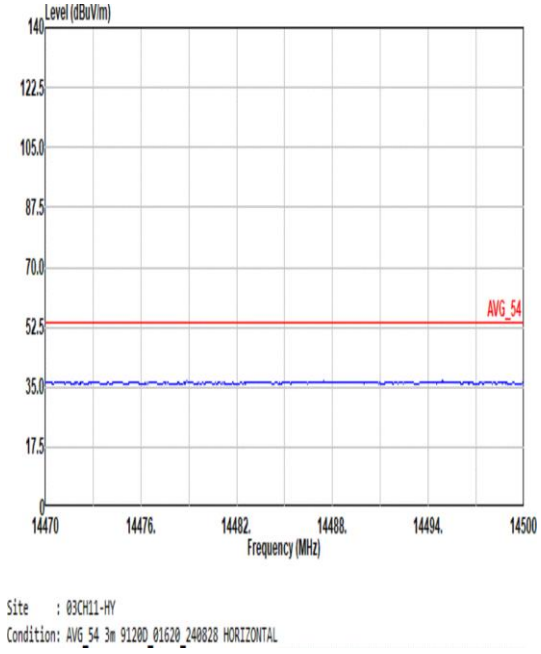	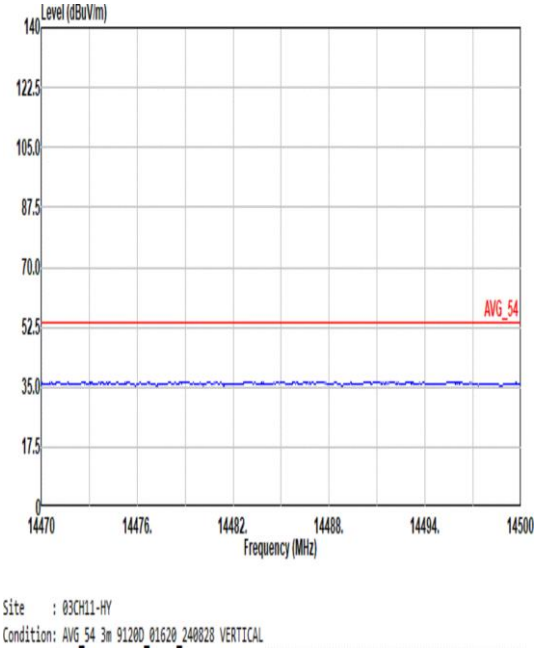
17.7G ~18G Avg.	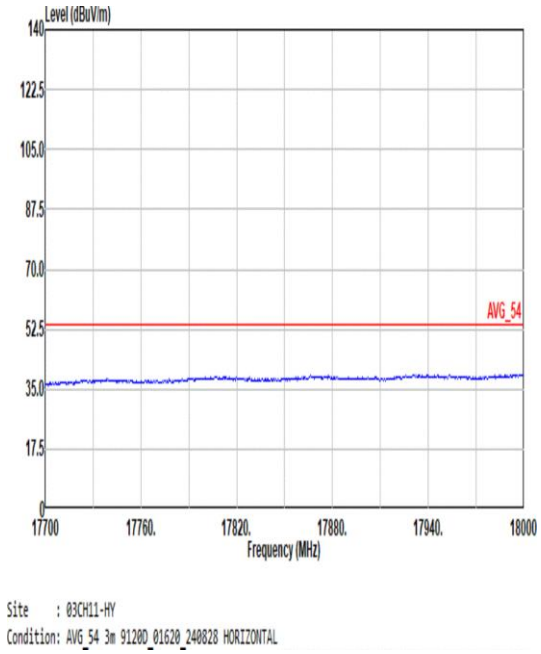	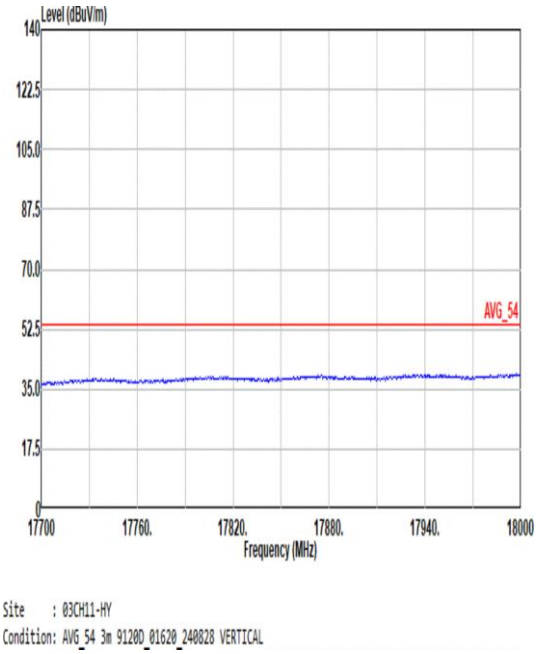

Mode	14	
	Band Edge - L	
	2400-2483.5_802.11n HT20_CH06_2437MHz	
ANT	1	
Pol.	Horizontal	Fundamental
Peak	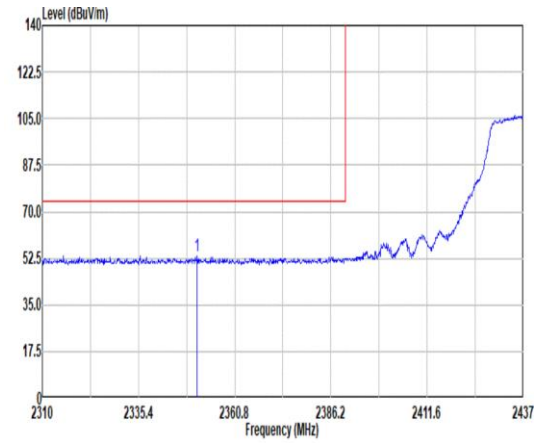 Site : 03CH11-HY Condition: PEAK_BE_74 3m 9120D_01620_240828 HORIZONTAL : RBW:1000.000kHz VBW:3000.000kHz SWT:Auto Freq Level Limit Line Margin Read Level Ant Factor Cable Loss Preamp Factor Aux Factor APos TPos Remark MHz dBuV/m dBuV/m dB dBuV dB/m dB dB dB cm deg 1 2350.89 53.27 74.00 -20.73 42.66 27.20 6.75 33.36 10.02 161 360 PEAK	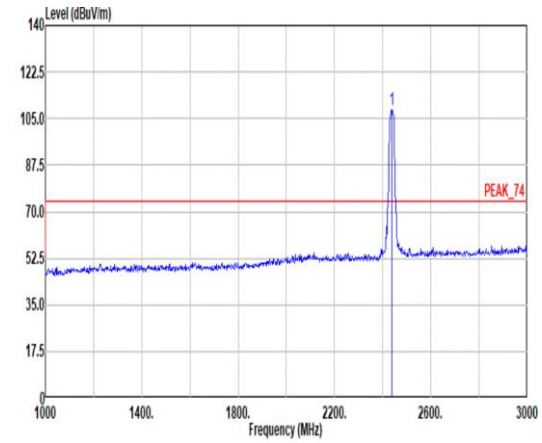 Site : 03CH11-HY Condition: PEAK_74 3m 9120D_01620_240828 HORIZONTAL : RBW:1000.000kHz VBW:3000.000kHz SWT:Auto Freq Level Limit Line Margin Read Level Ant Factor Cable Loss Preamp Factor Aux Factor APos TPos Remark MHz dBuV/m dBuV/m dB dBuV dB/m dB dB dB cm deg 1 2437.00 108.24 ------ ------ 97.07 27.60 6.85 33.31 10.03 161 360 PEAK
Avg.	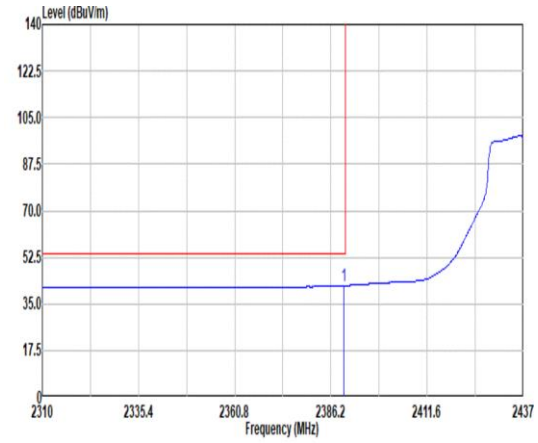 Site : 03CH11-HY Condition: AVG_BE_54 3m 9120D_01620_240828 HORIZONTAL : RBW:1000.000kHz VBW:0.010kHz SWT:Auto Freq Level Limit Line Margin Read Level Ant Factor Cable Loss Preamp Factor Aux Factor APos TPos Remark MHz dBuV/m dBuV/m dB dBuV dB/m dB dB dB cm deg 1 2389.63 41.86 54.00 -12.14 31.09 27.30 6.78 33.34 10.03 161 360 AVERAGE	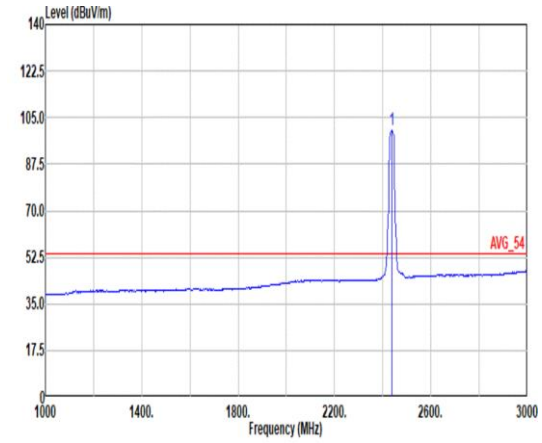 Site : 03CH11-HY Condition: AVG_54 3m 9120D_01620_240828 HORIZONTAL : RBW:1000.000kHz VBW:0.010kHz SWT:Auto Freq Level Limit Line Margin Read Level Ant Factor Cable Loss Preamp Factor Aux Factor APos TPos Remark MHz dBuV/m dBuV/m dB dBuV dB/m dB dB dB cm deg 1 2437.00 100.24 ------ ------ 89.07 27.60 6.85 33.31 10.03 161 360 AVERAGE

Mode	14	
	Band Edge - R	
	2400-2483.5_802.11n HT20_CH06_2437MHz	
ANT	1	
Pol.	Horizontal	Fundamental
Peak	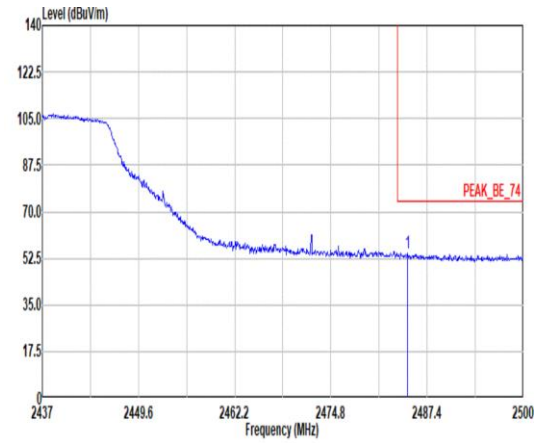 Site : 03CH11-HY Condition: PEAK_BE_74 3m 9120D_01620_240828 HORIZONTAL : RBW:1000.000kHz VBW:3000.000kHz SWT:Auto Freq Level Limit Line Margin Read Level Ant Factor Cable Loss Preamp Factor Aux Factor APos TPos Remark MHz dBuV/m dBuV/m dB dBuV dB/m dB dB dB cm deg 1 2484.82 54.40 74.00 -19.60 42.89 27.85 6.91 33.28 10.03 161 360 PEAK	Blank
Avg.	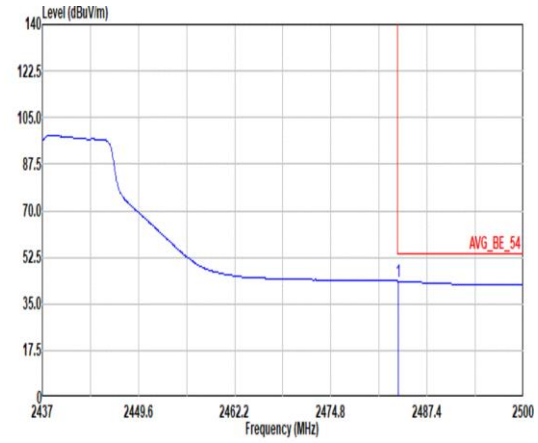 Site : 03CH11-HY Condition: AVG_BE_54 3m 9120D_01620_240828 HORIZONTAL : RBW:1000.000kHz VBW:0.010kHz SWT:Auto Freq Level Limit Line Margin Read Level Ant Factor Cable Loss Preamp Factor Aux Factor APos TPos Remark MHz dBuV/m dBuV/m dB dBuV dB/m dB dB dB cm deg 1 2483.62 43.58 54.00 -10.42 32.08 27.84 6.91 33.28 10.03 161 360 AVERAGE	Blank

Mode	14	
	Band Edge - L	
	2400-2483.5_802.11n HT20_CH06_2437MHz	
ANT	1	
Pol.	Vertical	Fundamental
Peak	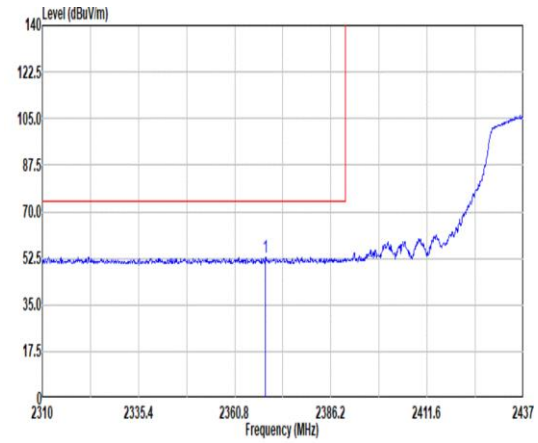 Site : 03CH11-HY Condition: PEAK_BE_74 3m 9120D_01620_240828 VERTICAL : RBW:1000.000kHz VBW:3000.000kHz SWT:Auto Freq Level Limit Line Margin Read Level Ant Factor Cable Loss Preamp Factor Aux Factor APos TPos Remark MHz dBuV/m dBuV/m dB dBuV dB/m dB dB dB cm deg 1 2368.93 52.83 74.00 -21.17 42.19 27.20 6.77 33.35 10.02 293 89 PEAK	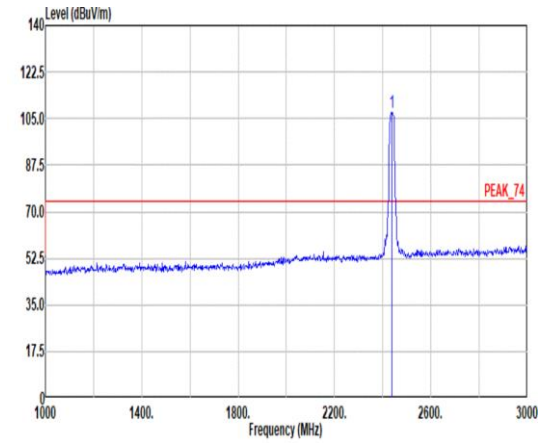 Site : 03CH11-HY Condition: PEAK_74 3m 9120D_01620_240828 VERTICAL : RBW:1000.000kHz VBW:3000.000kHz SWT:Auto Freq Level Limit Line Margin Read Level Ant Factor Cable Loss Preamp Factor Aux Factor APos TPos Remark MHz dBuV/m dBuV/m dB dBuV dB/m dB dB dB cm deg 1 2437.00 107.37 ------ ------ 96.20 27.60 6.85 33.31 10.03 293 89 PEAK
Avg.	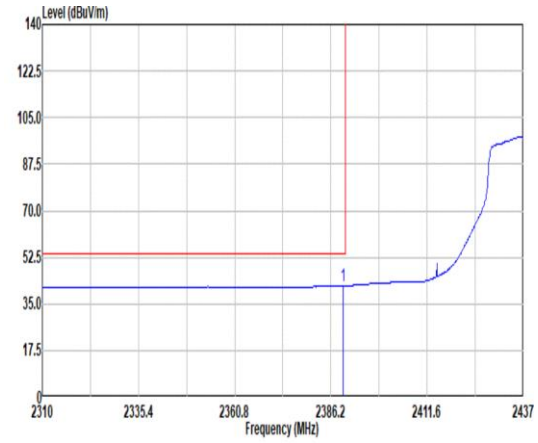 Site : 03CH11-HY Condition: AVG_BE_54 3m 9120D_01620_240828 VERTICAL : RBW:1000.000kHz VBW:0.010kHz SWT:Auto Freq Level Limit Line Margin Read Level Ant Factor Cable Loss Preamp Factor Aux Factor APos TPos Remark MHz dBuV/m dBuV/m dB dBuV dB/m dB dB dB cm deg 1 2389.38 41.81 54.00 -12.19 31.05 27.29 6.78 33.34 10.03 293 89 AVERAGE	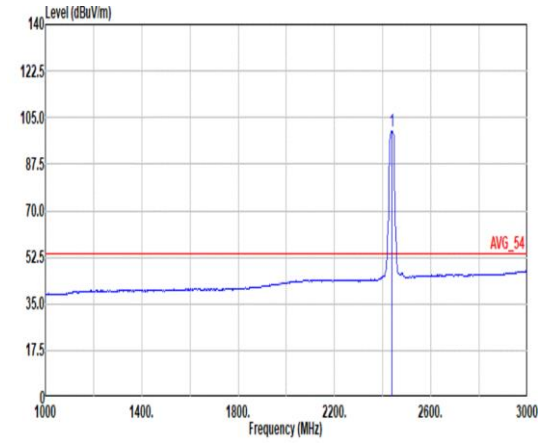 Site : 03CH11-HY Condition: AVG_54 3m 9120D_01620_240828 VERTICAL : RBW:1000.000kHz VBW:0.010kHz SWT:Auto Freq Level Limit Line Margin Read Level Ant Factor Cable Loss Preamp Factor Aux Factor APos TPos Remark MHz dBuV/m dBuV/m dB dBuV dB/m dB dB dB cm deg 1 2437.00 99.98 ------ ------ 88.81 27.60 6.85 33.31 10.03 293 89 AVERAGE

Mode	14	
	Band Edge - R	
	2400-2483.5_802.11n HT20_CH06_2437MHz	
ANT	1	
Pol.	Vertical	Fundamental
Peak	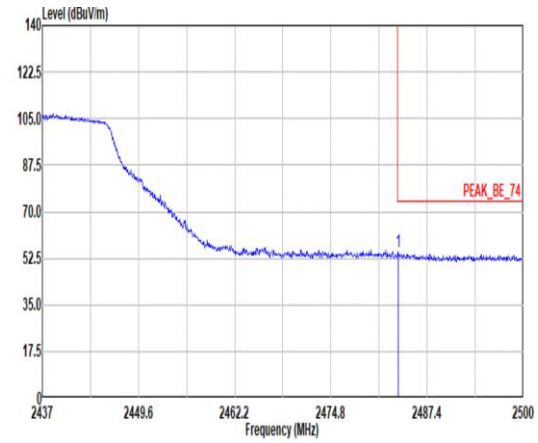 Site : 03CH11-HY Condition: PEAK_BE_74 3m 9120D_01620_240828 VERTICAL : RBW:1000.000kHz VBW:3000.000kHz SWT:Auto Freq Level Limit Line Margin Read Level Ant Factor Cable Loss Preamp Factor Aux Factor APos TPos Remark MHz dBuV/m dBuV/m dB dBuV dB/m dB dB dB cm deg 1 2483.62 55.03 74.00 -18.97 43.53 27.84 6.91 33.28 10.03 293 89 PEAK	Blank
Avg.	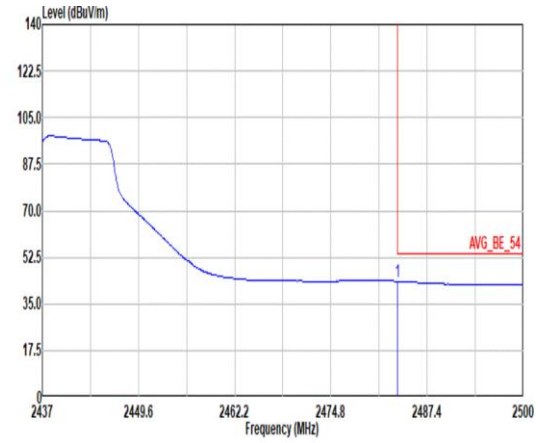 Site : 03CH11-HY Condition: AVG_BE_54 3m 9120D_01620_240828 VERTICAL : RBW:1000.000kHz VBW:0.010kHz SWT:Auto Freq Level Limit Line Margin Read Level Ant Factor Cable Loss Preamp Factor Aux Factor APos TPos Remark MHz dBuV/m dBuV/m dB dBuV dB/m dB dB dB cm deg 1 2483.56 43.51 54.00 -10.49 32.01 27.84 6.91 33.28 10.03 293 89 AVERAGE	Blank

Mode	14	
	Harmonic	
	2400-2483.5_802.11n HT20_CH06_2437MHz	
ANT	1	
Pol.	Horizontal	Vertical
Peak Avg.	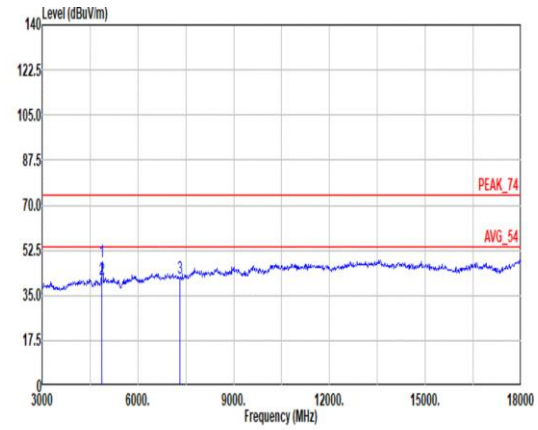 Site : 03CH11-HY Condition: PEAK_74 3m 9120D_01620_240828 HORIZONTAL Freq Level Limit Line Margin Read Level Ant Factor Cable Loss Preamp Factor Aux Factor APos TPos Remark MHz dBuV/m dBuV/m dB dBuV dB/m dB dB dB cm deg 1 4874.00 48.03 74.00 -25.97 61.93 32.70 11.45 58.58 0.53 100 313 Peak 2 4874.00 41.31 54.00 -12.69 55.21 32.70 11.45 58.58 0.53 100 313 Average 3 7311.00 41.85 74.00 -32.15 49.16 36.78 14.58 58.99 0.32 -- -- Peak	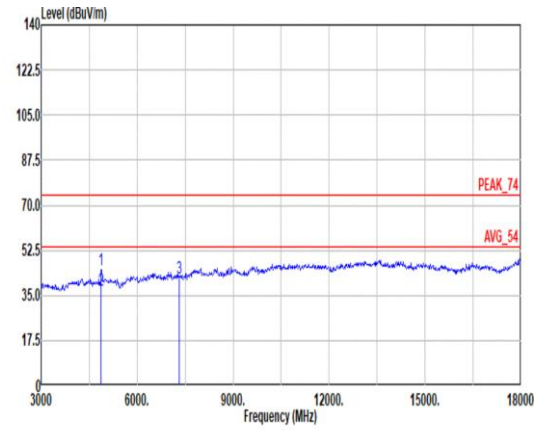 Site : 03CH11-HY Condition: PEAK_74 3m 9120D_01620_240828 VERTICAL Freq Level Limit Line Margin Read Level Ant Factor Cable Loss Preamp Factor Aux Factor APos TPos Remark MHz dBuV/m dBuV/m dB dBuV dB/m dB dB dB cm deg 1 4874.00 44.86 74.00 -29.14 58.76 32.70 11.45 58.58 0.53 300 280 Peak 2 4874.00 36.98 54.00 -17.02 50.88 32.70 11.45 58.58 0.53 300 280 Average 3 7311.00 41.80 74.00 -32.20 49.11 36.78 14.58 58.99 0.32 -- -- Peak

Mode	14	
	Harmonic	
	2400-2483.5_802.11n HT20_CH06_2437MHz	
ANT	1	
Pol.	Horizontal	Vertical
14.47G ~14.5G Avg.	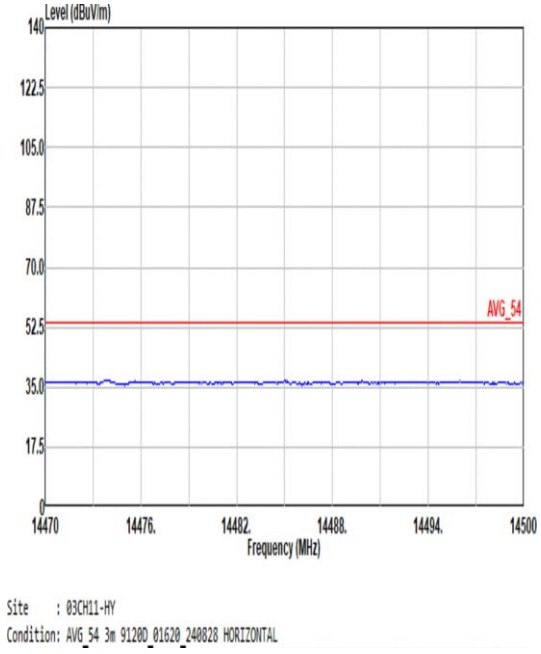	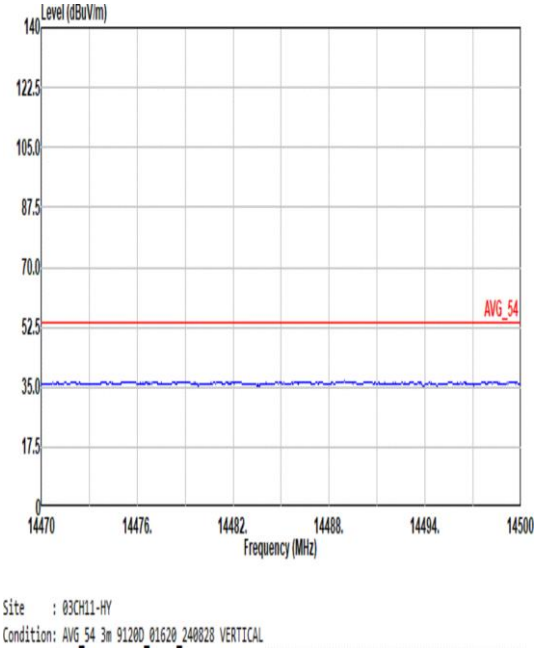
17.7G ~18G Avg.	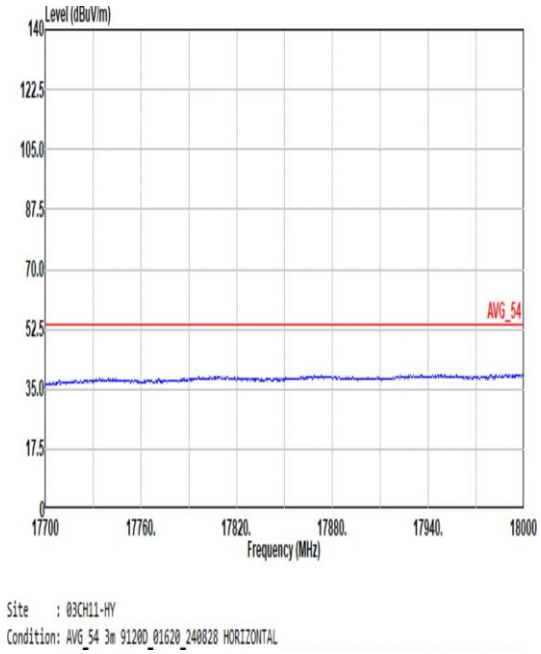	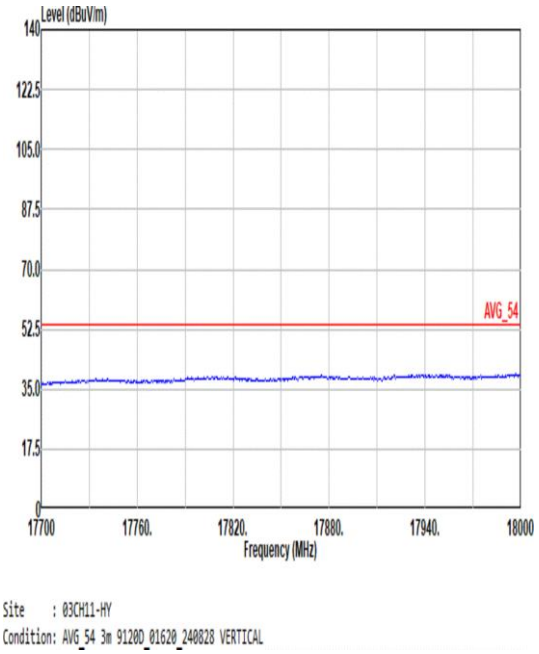

Mode	15	
	Band Edge	
	2400-2483.5_802.11n HT20_CH11_2462MHz	
ANT	1	
Pol.	Horizontal	Fundamental
Peak	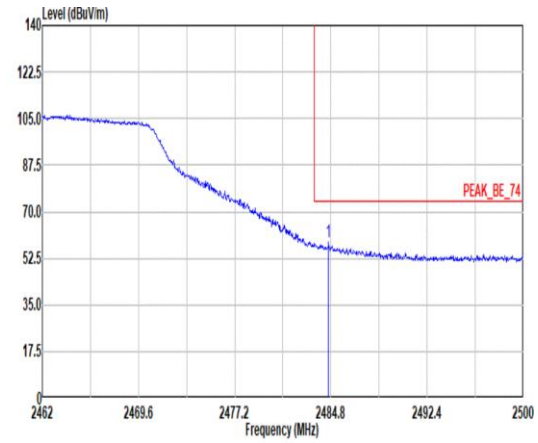 Site : 03CH11-HY Condition: PEAK_BE_74 3m 9120D_01620_240828 HORIZONTAL : RBW:1000.000kHz VBW:3000.000kHz SWT:Auto Freq Level Limit Line Margin Read Level Ant Factor Cable Loss Preamp Factor Aux Factor APos TPos Remark MHz dBuV/m dBuV/m dB dBuV dB/m dB dB dB cm deg 1 2484.61 58.53 74.00 -15.47 47.02 27.85 6.91 33.28 10.03 156 360 PEAK	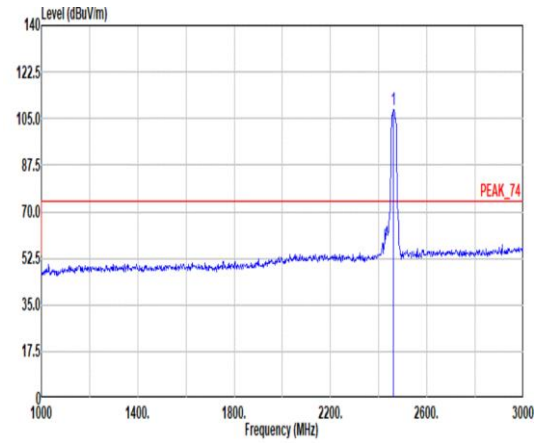 Site : 03CH11-HY Condition: PEAK_74 3m 9120D_01620_240828 HORIZONTAL : RBW:1000.000kHz VBW:3000.000kHz SWT:Auto Freq Level Limit Line Margin Read Level Ant Factor Cable Loss Preamp Factor Aux Factor APos TPos Remark MHz dBuV/m dBuV/m dB dBuV dB/m dB dB dB cm deg 1 2462.00 108.13 ------ ------ 96.87 27.64 6.88 33.29 10.03 156 360 PEAK
Avg.	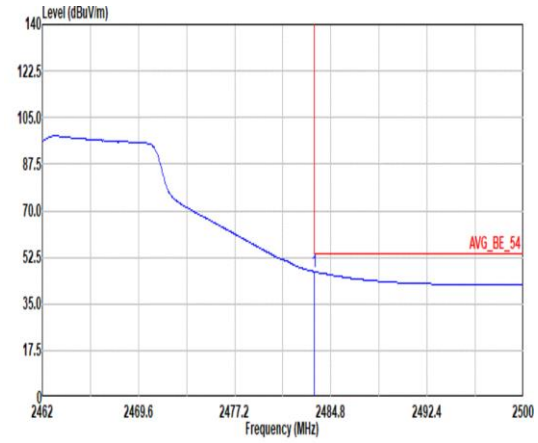 Site : 03CH11-HY Condition: AVG_BE_54 3m 9120D_01620_240828 HORIZONTAL : RBW:1000.000kHz VBW:0.010kHz SWT:Auto Freq Level Limit Line Margin Read Level Ant Factor Cable Loss Preamp Factor Aux Factor APos TPos Remark MHz dBuV/m dBuV/m dB dBuV dB/m dB dB dB cm deg 1 2483.51 47.15 54.00 -6.85 35.65 27.84 6.91 33.28 10.03 156 360 AVERAGE	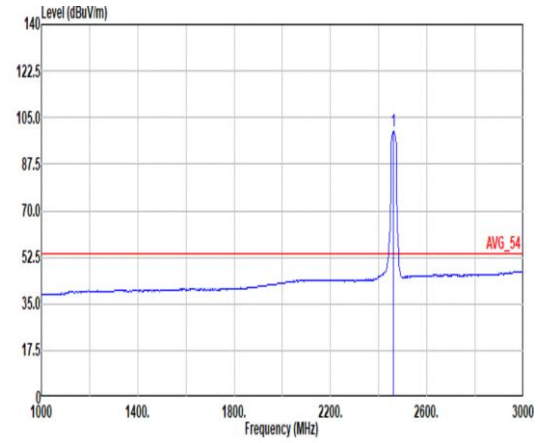 Site : 03CH11-HY Condition: AVG_54 3m 9120D_01620_240828 HORIZONTAL : RBW:1000.000kHz VBW:0.010kHz SWT:Auto Freq Level Limit Line Margin Read Level Ant Factor Cable Loss Preamp Factor Aux Factor APos TPos Remark MHz dBuV/m dBuV/m dB dBuV dB/m dB dB dB cm deg 1 2462.00 100.09 ------ ------ 88.85 27.62 6.88 33.29 10.03 156 360 AVERAGE

Mode	15	
	Band Edge	
	2400-2483.5_802.11n HT20_CH11_2462MHz	
ANT	1	
Pol.	Vertical	Fundamental
Peak	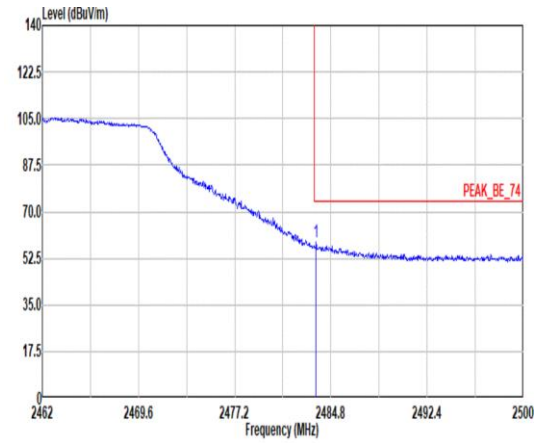 Site : 03CH11-HY Condition: PEAK_BE_74 3m 9120D_01620_240828 VERTICAL : RBW:1000.000kHz VBW:3000.000kHz SWT:Auto Freq Level Limit Line Margin Read Level Ant Factor Cable Loss Preamp Factor Aux Factor APos TPos Remark MHz dBuV/m dBuV/m dB dBuV dB/m dB dB dB cm deg 1 2483.62 58.38 74.00 -15.62 46.88 27.84 6.91 33.28 10.03 255 92 PEAK	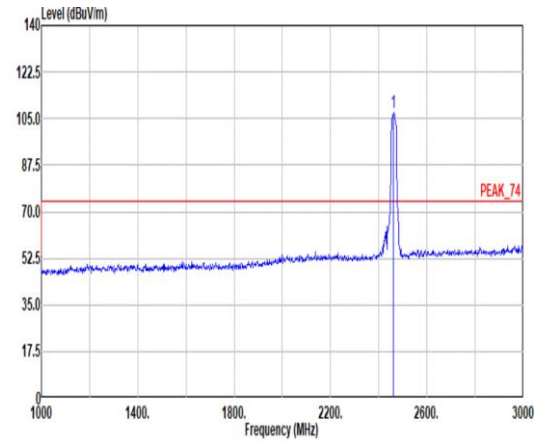 Site : 03CH11-HY Condition: PEAK_74 3m 9120D_01620_240828 VERTICAL : RBW:1000.000kHz VBW:3000.000kHz SWT:Auto Freq Level Limit Line Margin Read Level Ant Factor Cable Loss Preamp Factor Aux Factor APos TPos Remark MHz dBuV/m dBuV/m dB dBuV dB/m dB dB dB cm deg 1 2462.00 107.24 ------ ------ 95.98 27.64 6.88 33.29 10.03 255 92 PEAK
Avg.	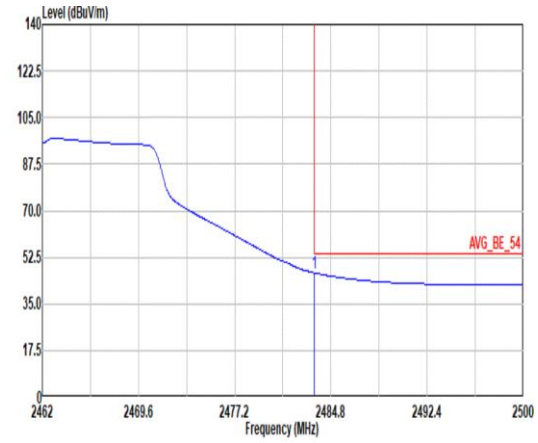 Site : 03CH11-HY Condition: AVG_BE_54 3m 9120D_01620_240828 VERTICAL : RBW:1000.000kHz VBW:0.010kHz SWT:Auto Freq Level Limit Line Margin Read Level Ant Factor Cable Loss Preamp Factor Aux Factor APos TPos Remark MHz dBuV/m dBuV/m dB dBuV dB/m dB dB dB cm deg 1 2483.51 46.68 54.00 -7.32 35.18 27.84 6.91 33.28 10.03 255 92 AVERAGE	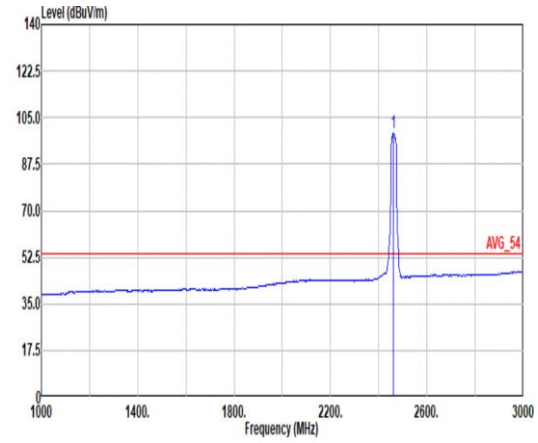 Site : 03CH11-HY Condition: AVG_54 3m 9120D_01620_240828 VERTICAL : RBW:1000.000kHz VBW:0.010kHz SWT:Auto Freq Level Limit Line Margin Read Level Ant Factor Cable Loss Preamp Factor Aux Factor APos TPos Remark MHz dBuV/m dBuV/m dB dBuV dB/m dB dB dB cm deg 1 2462.00 99.18 ------ ------ 87.96 27.60 6.88 33.29 10.03 255 92 AVERAGE

Mode	15	
	Harmonic	
	2400-2483.5_802.11n HT20_CH11_2462MHz	
ANT	1	
Pol.	Horizontal	Vertical
Peak Avg.	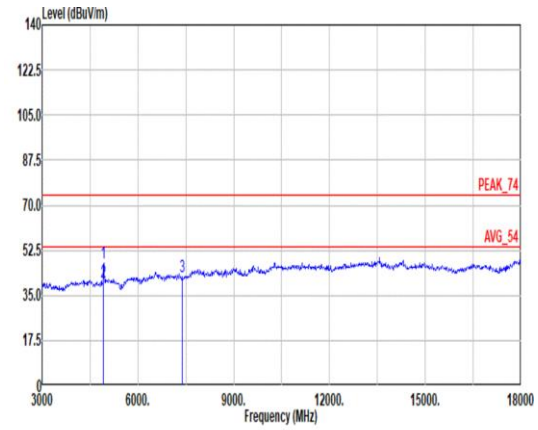 Site : 03CH11-HY Condition: PEAK_74 3m 9120D_01620_240828 HORIZONTAL Freq Level Limit Line Margin Read Level Ant Factor Cable Loss Preamp Factor Aux Factor APos TPos Remark MHz dBuV/m dBuV/m dB dBuV dB/m dB dB dB cm deg 1 4924.00 47.55 74.00 -26.45 61.18 32.90 11.53 58.62 0.56 300 306 Peak 2 4924.00 40.12 54.00 -13.88 53.75 32.90 11.53 58.62 0.56 300 306 Average 3 7386.00 42.22 74.00 -31.78 49.78 36.48 14.61 58.94 0.29 -- -- Peak	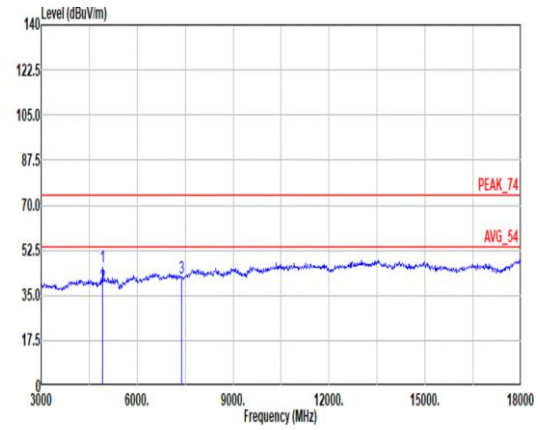 Site : 03CH11-HY Condition: PEAK_74 3m 9120D_01620_240828 VERTICAL Freq Level Limit Line Margin Read Level Ant Factor Cable Loss Preamp Factor Aux Factor APos TPos Remark MHz dBuV/m dBuV/m dB dBuV dB/m dB dB dB cm deg 1 4924.00 46.02 74.00 -27.98 59.65 32.90 11.53 58.62 0.56 300 269 Peak 2 4924.00 38.44 54.00 -15.56 52.07 32.90 11.53 58.62 0.56 300 269 Average 3 7386.00 41.73 74.00 -32.27 49.29 36.48 14.61 58.94 0.29 -- -- Peak

Mode	15	
	Harmonic	
	2400-2483.5_802.11n HT20_CH11_2462MHz	
ANT	1	
Pol.	Horizontal	Vertical
14.47G ~14.5G Avg.	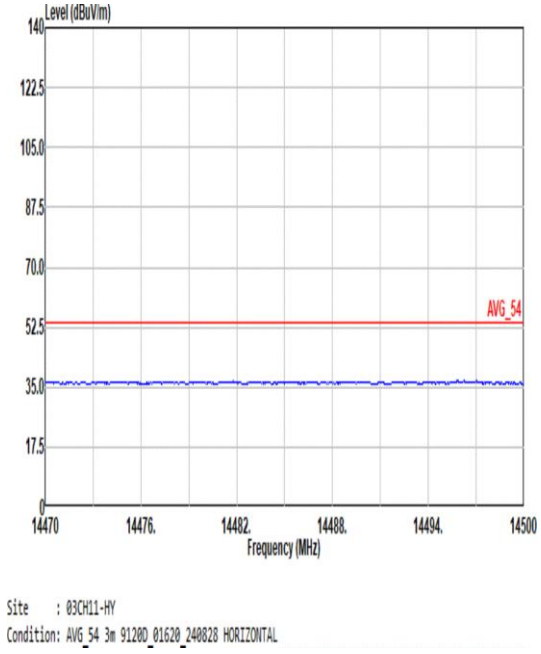	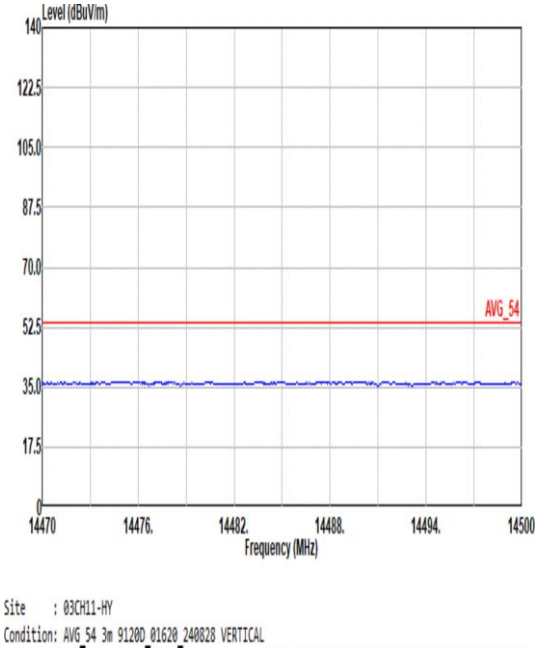
17.7G ~18G Avg.	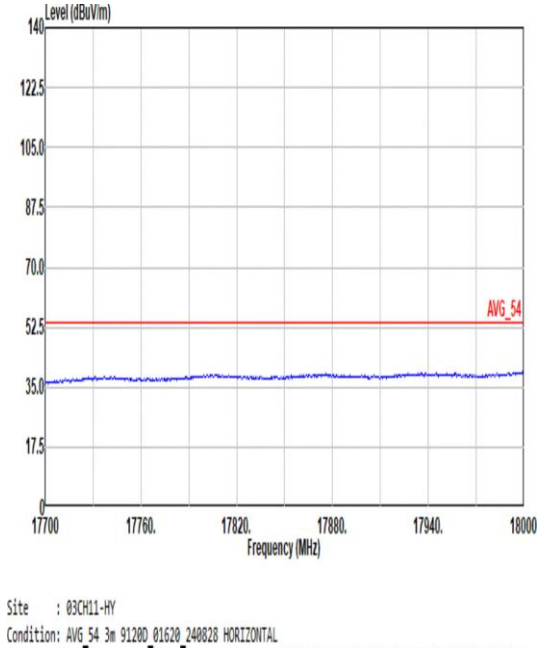	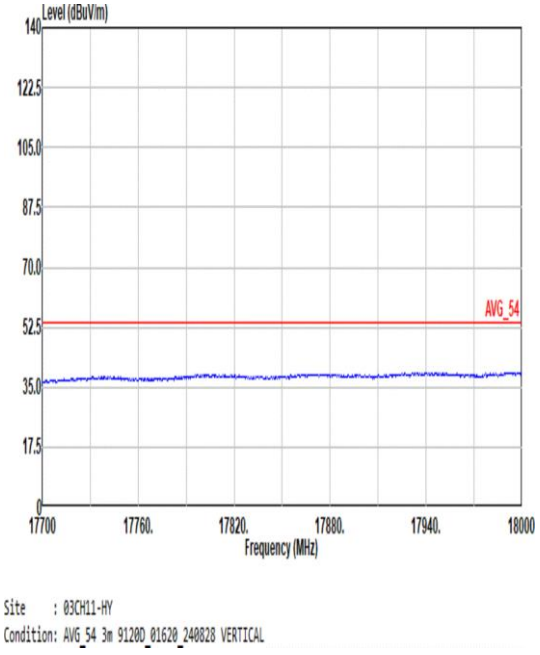

Mode	16	
	Band Edge - L	
	2400-2483.5_802.11n HT40_CH03_2422MHz	
ANT	1	
Pol.	Horizontal	Fundamental
Peak	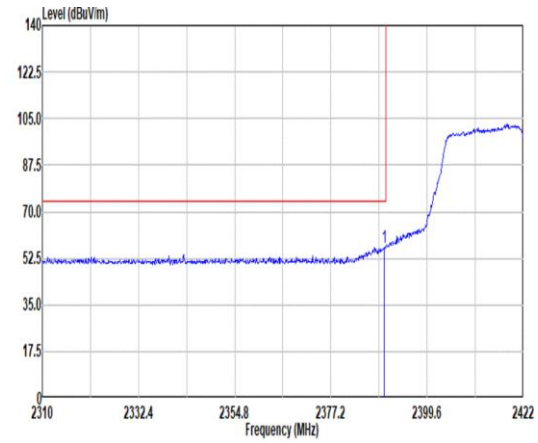 Site : 03CH11-HY Condition: PEAK_BE_74 3m 9120D_01620_240828 HORIZONTAL : RBW:1000.000kHz VBW:3000.000kHz SWT:Auto Freq Level Limit Line Margin Read Level Ant Factor Cable Loss Preamp Factor Aux Factor APos TPos Remark MHz dBuV/m dBuV/m dB dBuV dB/m dB dB dB cm deg 1 2389.63 56.61 74.00 -17.39 45.84 27.30 6.78 33.34 10.03 179 360 PEAK	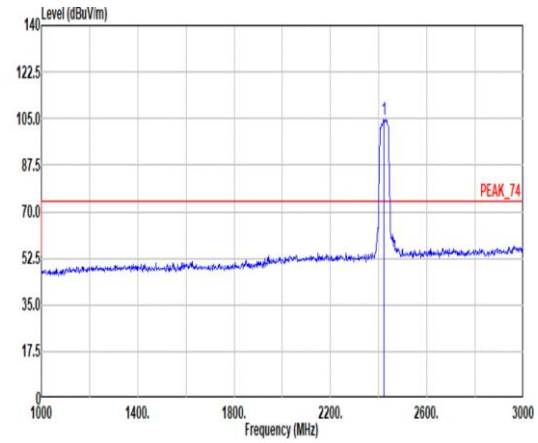 Site : 03CH11-HY Condition: PEAK_74 3m 9120D_01620_240828 HORIZONTAL : RBW:1000.000kHz VBW:3000.000kHz SWT:Auto Freq Level Limit Line Margin Read Level Ant Factor Cable Loss Preamp Factor Aux Factor APos TPos Remark MHz dBuV/m dBuV/m dB dBuV dB/m dB dB dB cm deg 1 2422.00 104.70 ------ ------ 93.60 27.56 6.83 33.32 10.03 179 360 PEAK
Avg.	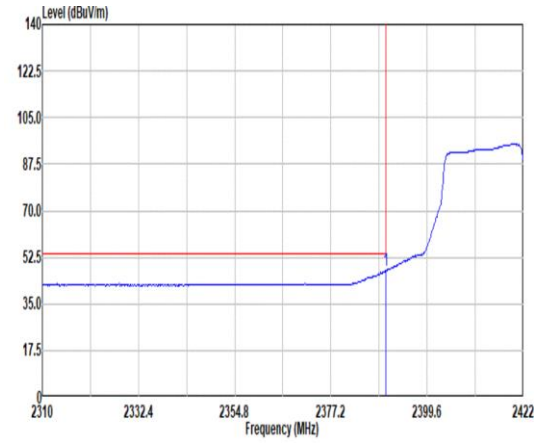 Site : 03CH11-HY Condition: AVG_BE_54 3m 9120D_01620_240828 HORIZONTAL : RBW:1000.000kHz VBW:1.000kHz SWT:Auto Freq Level Limit Line Margin Read Level Ant Factor Cable Loss Preamp Factor Aux Factor APos TPos Remark MHz dBuV/m dBuV/m dB dBuV dB/m dB dB dB cm deg 1 2389.97 47.61 54.00 -6.39 36.84 27.30 6.78 33.34 10.03 179 360 AVERAGE	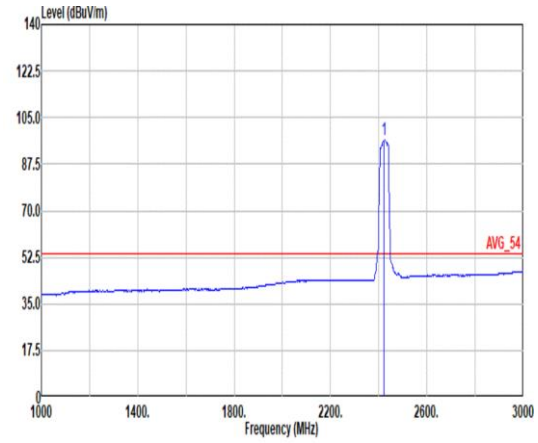 Site : 03CH11-HY Condition: AVG_54 3m 9120D_01620_240828 HORIZONTAL : RBW:1000.000kHz VBW:1.000kHz SWT:Auto Freq Level Limit Line Margin Read Level Ant Factor Cable Loss Preamp Factor Aux Factor APos TPos Remark MHz dBuV/m dBuV/m dB dBuV dB/m dB dB dB cm deg 1 2422.00 96.75 ------ ------ 85.68 27.54 6.82 33.32 10.03 179 360 AVERAGE

Mode	16	
	Band Edge - R	
	2400-2483.5_802.11n HT40_CH03_2422MHz	
ANT	1	
Pol.	Horizontal	Fundamental
Peak	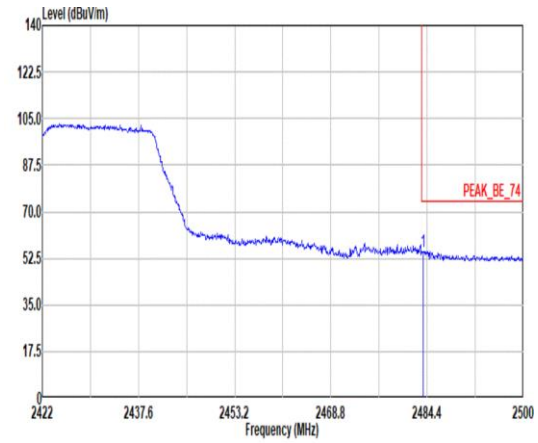 Site : 03CH11-HY Condition: PEAK_BE_74 3m 9120D_01620_240828 HORIZONTAL : RBW:1000.000kHz VBW:3000.000kHz SWT:Auto Freq Level Limit Line Margin Read Level Ant Factor Cable Loss Preamp Factor Aux Factor APos TPos Remark MHz dBuV/m dBuV/m dB dBuV dB/m dB dB dB cm deg 1 2483.70 55.18 74.00 -18.82 43.68 27.84 6.91 33.28 10.03 179 360 PEAK	Blank
Avg.	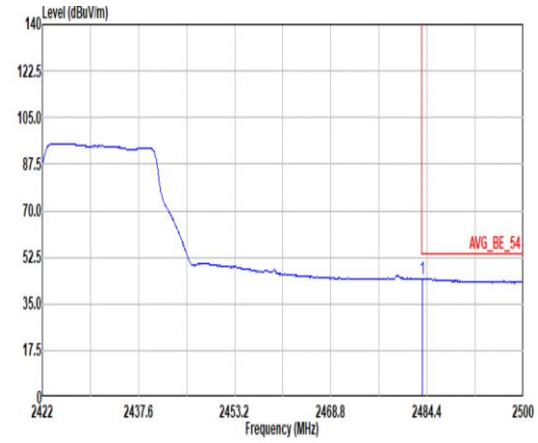 Site : 03CH11-HY Condition: AVG_BE_54 3m 9120D_01620_240828 HORIZONTAL : RBW:1000.000kHz VBW:1.000kHz SWT:Auto Freq Level Limit Line Margin Read Level Ant Factor Cable Loss Preamp Factor Aux Factor APos TPos Remark MHz dBuV/m dBuV/m dB dBuV dB/m dB dB dB cm deg 1 2483.62 44.62 54.00 -9.38 33.12 27.84 6.91 33.28 10.03 179 360 AVERAGE	Blank

Mode	16	
	Band Edge - L	
	2400-2483.5_802.11n HT40_CH03_2422MHz	
ANT	1	
Pol.	Vertical	Fundamental
Peak	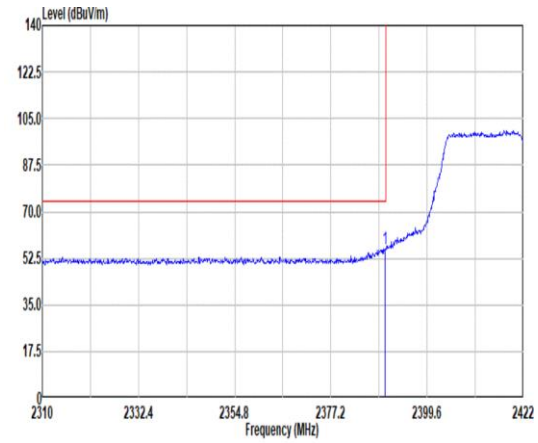 Site : 03CH11-HY Condition: PEAK_BE_74 3m 9120D_01620_240828 VERTICAL : RBW:1000.000kHz VBW:3000.000kHz SWT:Auto Freq Level Limit Line Margin Read Level Ant Factor Cable Loss Preamp Factor Aux Factor APos TPos Remark MHz dBuV/m dBuV/m dB dBuV dB/m dB dB dB cm deg 1 2389.86 56.02 74.00 -17.98 45.25 27.30 6.78 33.34 10.03 300 87 PEAK	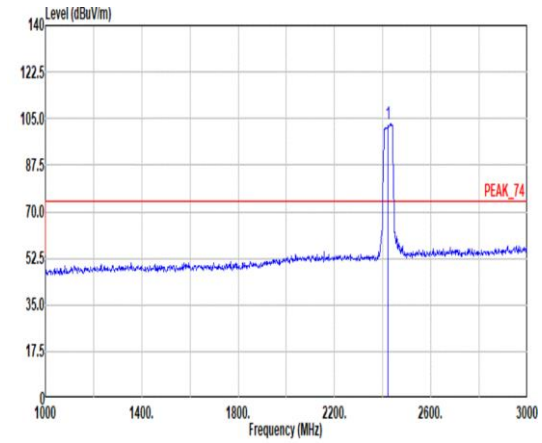 Site : 03CH11-HY Condition: PEAK_74 3m 9120D_01620_240828 VERTICAL : RBW:1000.000kHz VBW:3000.000kHz SWT:Auto Freq Level Limit Line Margin Read Level Ant Factor Cable Loss Preamp Factor Aux Factor APos TPos Remark MHz dBuV/m dBuV/m dB dBuV dB/m dB dB dB cm deg 1 2422.00 102.94 ------ ------ 91.78 27.60 6.84 33.31 10.03 300 87 PEAK
Avg.	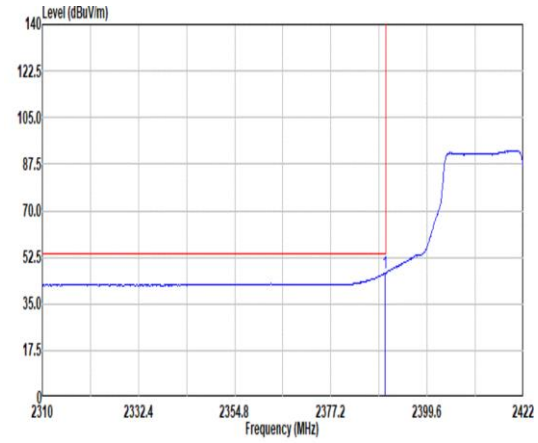 Site : 03CH11-HY Condition: AVG_BE_54 3m 9120D_01620_240828 VERTICAL : RBW:1000.000kHz VBW:1.000kHz SWT:Auto Freq Level Limit Line Margin Read Level Ant Factor Cable Loss Preamp Factor Aux Factor APos TPos Remark MHz dBuV/m dBuV/m dB dBuV dB/m dB dB dB cm deg 1 2389.86 46.56 54.00 -7.44 35.79 27.30 6.78 33.34 10.03 300 87 AVERAGE	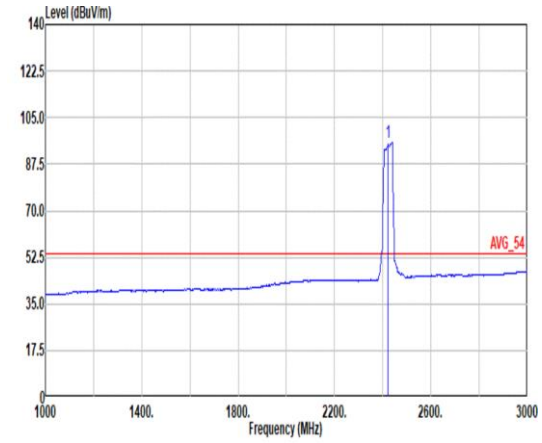 Site : 03CH11-HY Condition: AVG_54 3m 9120D_01620_240828 VERTICAL : RBW:1000.000kHz VBW:1.000kHz SWT:Auto Freq Level Limit Line Margin Read Level Ant Factor Cable Loss Preamp Factor Aux Factor APos TPos Remark MHz dBuV/m dBuV/m dB dBuV dB/m dB dB dB cm deg 1 2422.00 95.42 ------ ------ 84.25 27.60 6.85 33.31 10.03 300 87 AVERAGE

Mode	16	
	Band Edge - R	
	2400-2483.5_802.11n HT40_CH03_2422MHz	
ANT	1	
Pol.	Vertical	Fundamental
Peak	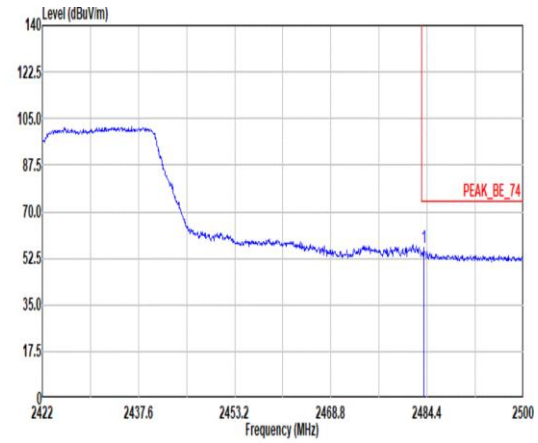 Site : 03CH11-HY Condition: PEAK_BE_74 3m 9120D_01620_240828 VERTICAL : RBW:1000.000kHz VBW:3000.000kHz SWT:Auto Freq Level Limit Line Margin Read Level Ant Factor Cable Loss Preamp Factor Aux Factor APos TPos Remark MHz dBuV/m dBuV/m dB dBuV dB/m dB dB dB cm deg 1 2483.85 56.40 74.00 -17.60 44.90 27.84 6.91 33.28 10.03 300 87 PEAK	Blank
Avg.	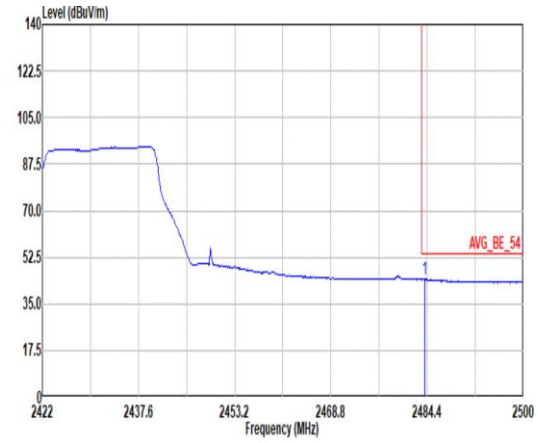 Site : 03CH11-HY Condition: AVG_BE_54 3m 9120D_01620_240828 VERTICAL : RBW:1000.000kHz VBW:1.000kHz SWT:Auto Freq Level Limit Line Margin Read Level Ant Factor Cable Loss Preamp Factor Aux Factor APos TPos Remark MHz dBuV/m dBuV/m dB dBuV dB/m dB dB dB cm deg 1 2484.01 44.41 54.00 -9.59 32.91 27.84 6.91 33.28 10.03 300 87 AVERAGE	Blank

Mode	16	
	Harmonic	
	2400-2483.5_802.11n HT40_CH03_2422MHz	
ANT	1	
Pol.	Horizontal	Vertical
Peak Avg.	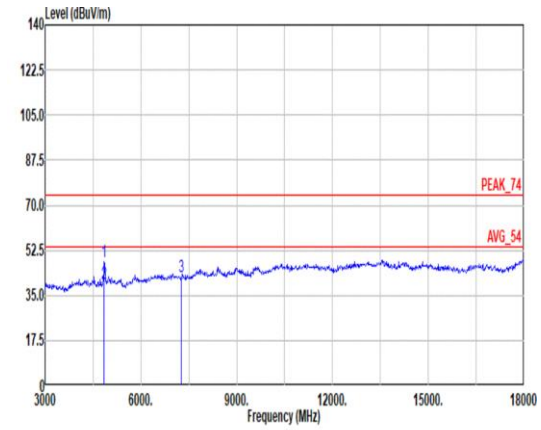 Site : 03CH11-HY Condition: PEAK_74 3m 9120D_01620_240828 HORIZONTAL Freq Level Limit Line Margin Read Level Ant Factor Cable Loss Preamp Factor Aux Factor APos TPos Remark MHz dBuV/m dBuV/m dB dBuV dB/m dB dB dB cm deg 1 4844.00 47.87 74.00 -26.13 61.96 32.56 11.39 58.56 0.52 100 315 Peak 2 4844.00 39.39 54.00 -14.61 53.48 32.56 11.39 58.56 0.52 100 315 Average 3 7266.00 42.34 74.00 -31.66 49.68 36.80 14.55 59.02 0.33 -- -- Peak	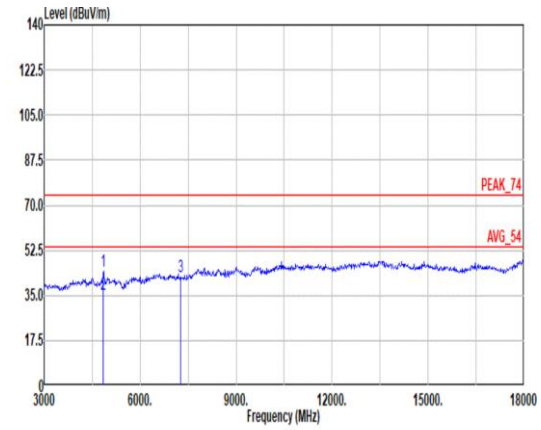 Site : 03CH11-HY Condition: PEAK_74 3m 9120D_01620_240828 VERTICAL Freq Level Limit Line Margin Read Level Ant Factor Cable Loss Preamp Factor Aux Factor APos TPos Remark MHz dBuV/m dBuV/m dB dBuV dB/m dB dB dB cm deg 1 4844.00 44.21 74.00 -29.79 58.30 32.56 11.39 58.56 0.52 300 278 Peak 2 4844.00 35.26 54.00 -18.74 49.35 32.56 11.39 58.56 0.52 300 278 Average 3 7266.00 42.20 74.00 -31.80 49.54 36.80 14.55 59.02 0.33 -- -- Peak

Mode	16	
	Harmonic	
	2400-2483.5_802.11n HT40_CH03_2422MHz	
ANT	1	
Pol.	Horizontal	Vertical
14.47G ~14.5G Avg.	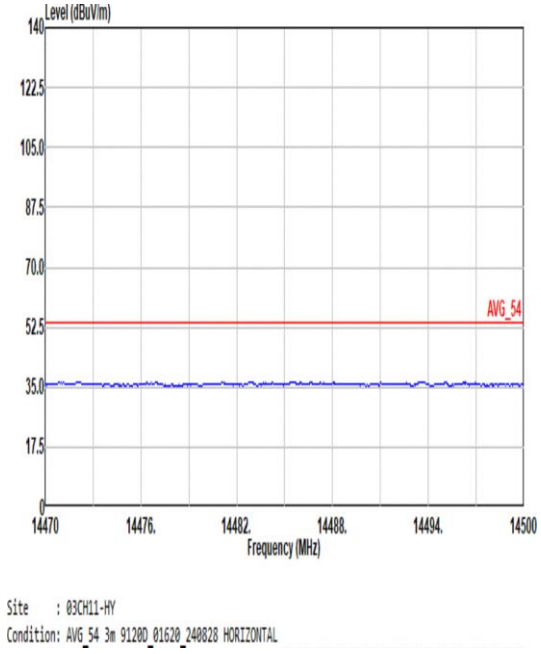	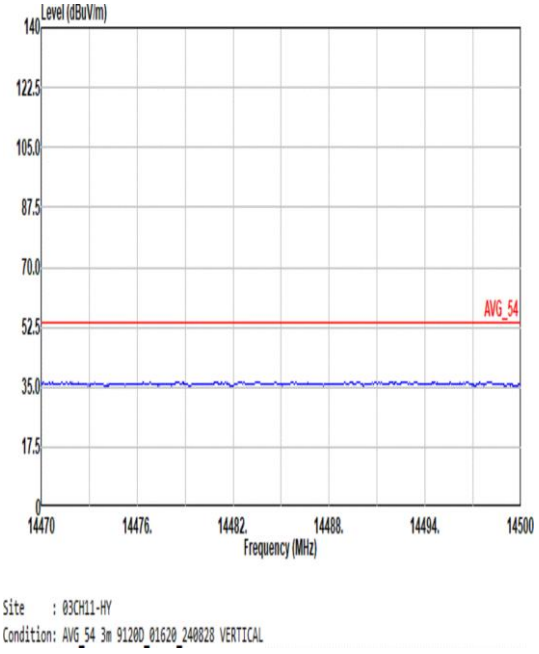
17.7G ~18G Avg.	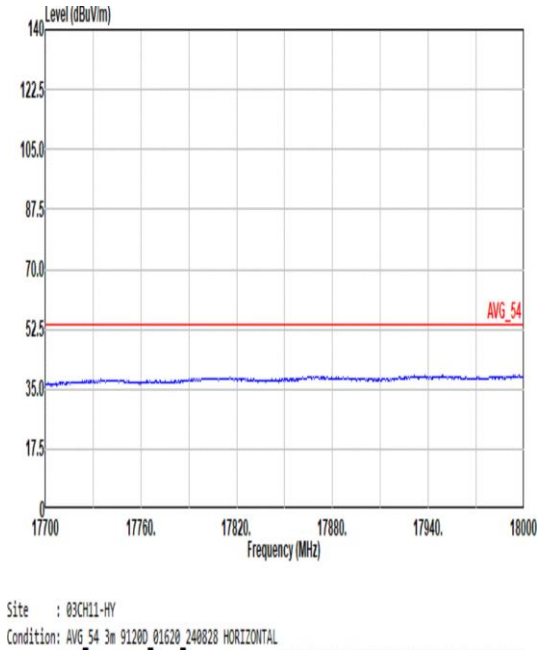	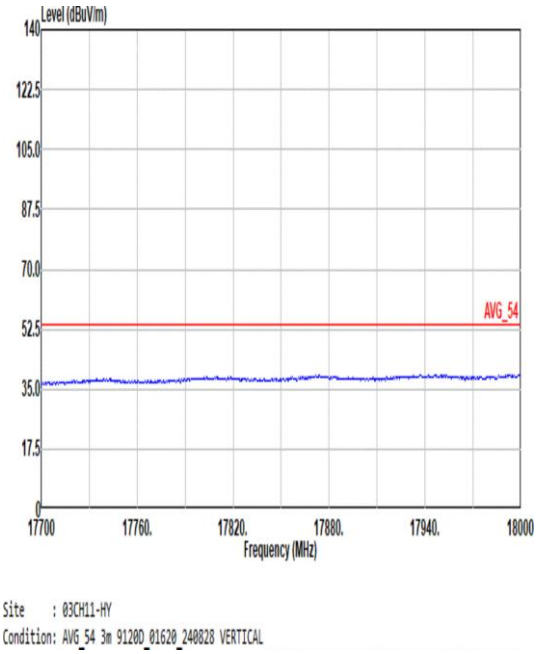

Mode	17	
	Band Edge - L	
	2400-2483.5_802.11n HT40_CH06_2437MHz	
ANT	1	
Pol.	Horizontal	Fundamental
Peak	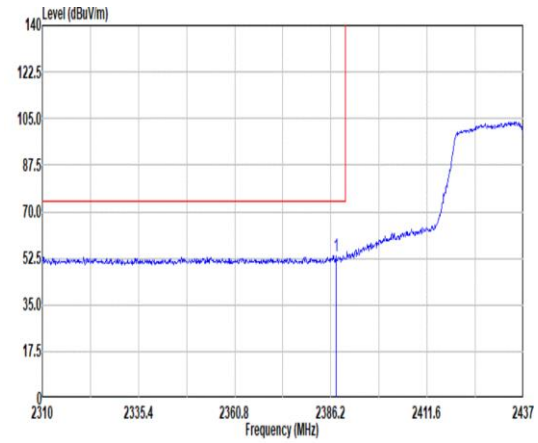 Site : 03CH11-HY Condition: PEAK_BE_74 3m 9120D_01620_240828 HORIZONTAL : RBW:1000.000kHz VBW:3000.000kHz SWT:Auto Freq Level Limit Line Margin Read Level Ant Factor Cable Loss Preamp Factor Aux Factor APos TPos Remark MHz dBuV/m dBuV/m dB dBuV dB/m dB dB dB cm deg 1 2387.47 53.43 74.00 -20.57 42.69 27.27 6.78 33.34 10.03 164 360 PEAK	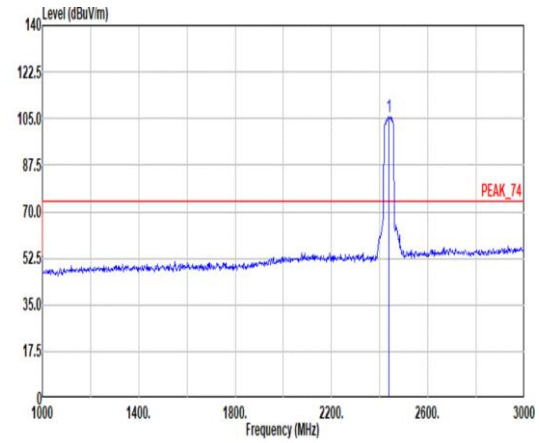 Site : 03CH11-HY Condition: PEAK_74 3m 9120D_01620_240828 HORIZONTAL : RBW:1000.000kHz VBW:3000.000kHz SWT:Auto Freq Level Limit Line Margin Read Level Ant Factor Cable Loss Preamp Factor Aux Factor APos TPos Remark MHz dBuV/m dBuV/m dB dBuV dB/m dB dB dB cm deg 1 2437.00 105.70 ------ ------ 94.54 27.60 6.84 33.31 10.03 164 360 PEAK
Avg.	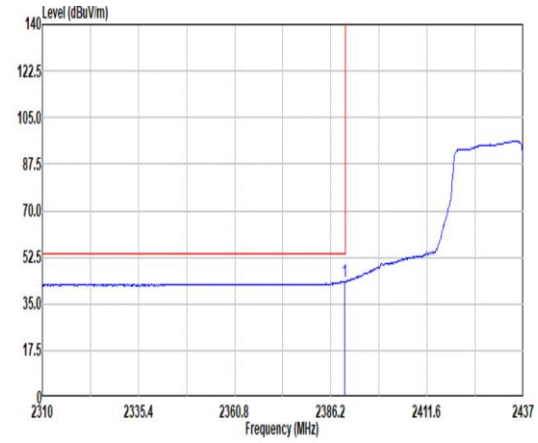 Site : 03CH11-HY Condition: AVG_BE_54 3m 9120D_01620_240828 HORIZONTAL : RBW:1000.000kHz VBW:1.000kHz SWT:Auto Freq Level Limit Line Margin Read Level Ant Factor Cable Loss Preamp Factor Aux Factor APos TPos Remark MHz dBuV/m dBuV/m dB dBuV dB/m dB dB dB cm deg 1 2389.88 43.39 54.00 -10.61 32.62 27.30 6.78 33.34 10.03 164 360 AVERAGE	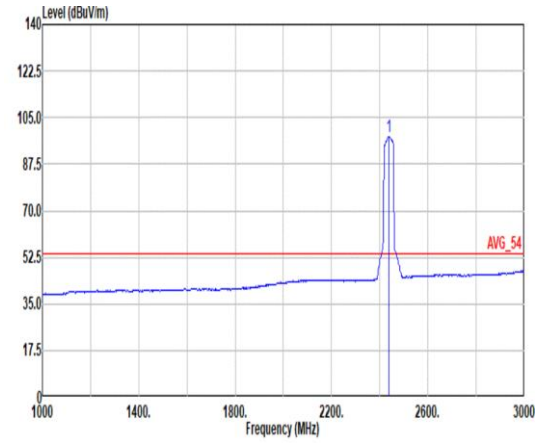 Site : 03CH11-HY Condition: AVG_54 3m 9120D_01620_240828 HORIZONTAL : RBW:1000.000kHz VBW:1.000kHz SWT:Auto Freq Level Limit Line Margin Read Level Ant Factor Cable Loss Preamp Factor Aux Factor APos TPos Remark MHz dBuV/m dBuV/m dB dBuV dB/m dB dB dB cm deg 1 2437.00 97.90 ------ ------ 86.73 27.60 6.85 33.31 10.03 164 360 AVERAGE

Mode	17	
	Band Edge - R	
	2400-2483.5_802.11n HT40_CH06_2437MHz	
ANT	1	
Pol.	Horizontal	Fundamental
Peak	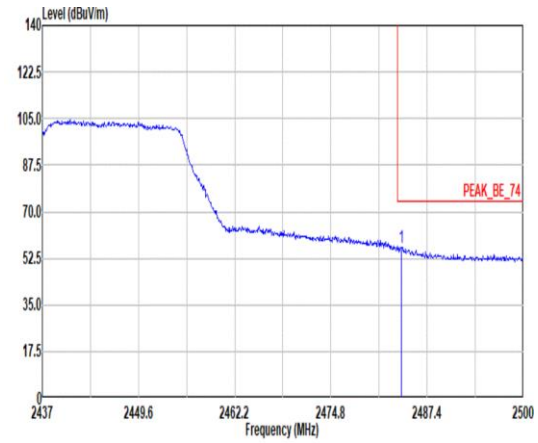 Site : 03CH11-HY Condition: PEAK_BE_74 3m 9120D_01620_240828 HORIZONTAL : RBW:1000.000kHz VBW:3000.000kHz SWT:Auto Freq Level Limit Line Margin Read Level Ant Factor Cable Loss Preamp Factor Aux Factor APos TPos Remark MHz dBuV/m dBuV/m dB dBuV dB/m dB dB dB cm deg 1 2484.00 56.73 74.00 -17.27 45.23 27.84 6.91 33.28 10.03 164 360 PEAK	Blank
Avg.	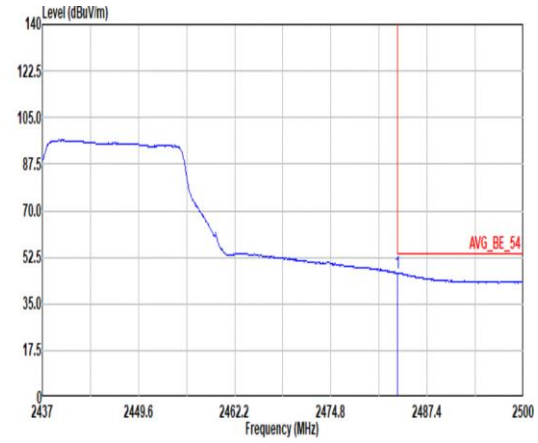 Site : 03CH11-HY Condition: AVG_BE_54 3m 9120D_01620_240828 HORIZONTAL : RBW:1000.000kHz VBW:1.000kHz SWT:Auto Freq Level Limit Line Margin Read Level Ant Factor Cable Loss Preamp Factor Aux Factor APos TPos Remark MHz dBuV/m dBuV/m dB dBuV dB/m dB dB dB cm deg 1 2483.56 46.55 54.00 -7.45 35.05 27.84 6.91 33.28 10.03 164 360 AVERAGE	Blank

Mode	17	
	Band Edge - L	
	2400-2483.5_802.11n HT40_CH06_2437MHz	
ANT	1	
Pol.	Vertical	Fundamental
Peak	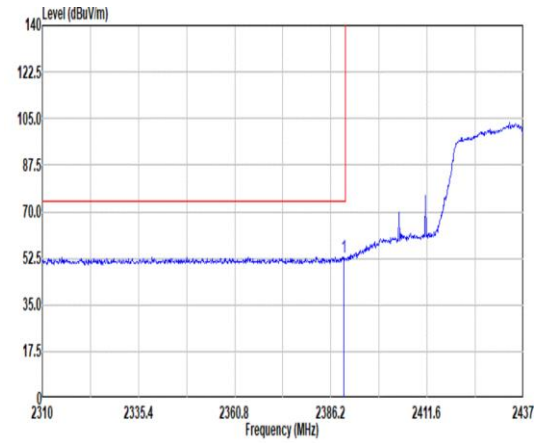 Site : 03CH11-HY Condition: PEAK_BE_74 3m 9120D_01620_240828 VERTICAL : RBW:1000.000kHz VBW:3000.000kHz SWT:Auto Limit Read Ant Cable Preamp Aux APos TPos Freq Level Line Margin Level Factor Loss Factor Factor Remark MHz dBuV/m dBuV/m dB dBuV dB/m dB dB dB cm deg 1 2389.63 53.06 74.00 -20.94 42.29 27.30 6.78 33.34 10.03 290 86 PEAK	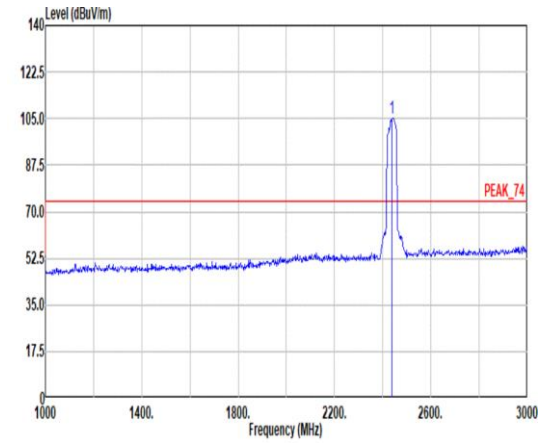 Site : 03CH11-HY Condition: PEAK_74 3m 9120D_01620_240828 VERTICAL : RBW:1000.000kHz VBW:3000.000kHz SWT:Auto Limit Read Ant Cable Preamp Aux APos TPos Freq Level Line Margin Level Factor Loss Factor Factor Remark MHz dBuV/m dBuV/m dB dBuV dB/m dB dB dB cm deg 1 2437.00 105.34 ------ ------ 94.17 27.60 6.85 33.31 10.03 290 86 PEAK
Avg.	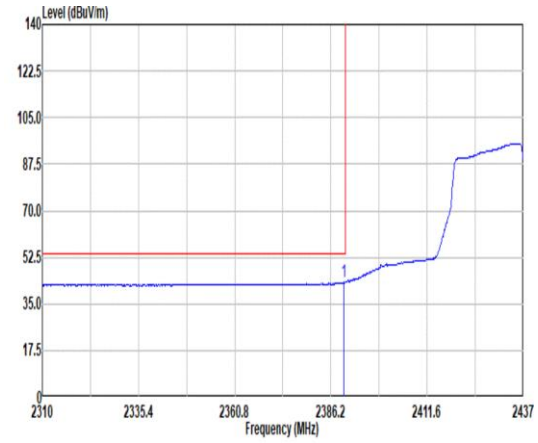 Site : 03CH11-HY Condition: AVG_BE_54 3m 9120D_01620_240828 VERTICAL : RBW:1000.000kHz VBW:1.000kHz SWT:Auto Limit Read Ant Cable Preamp Aux APos TPos Freq Level Line Margin Level Factor Loss Factor Factor Remark MHz dBuV/m dBuV/m dB dBuV dB/m dB dB dB cm deg 1 2389.63 43.10 54.00 -10.90 32.33 27.30 6.78 33.34 10.03 290 86 AVERAGE	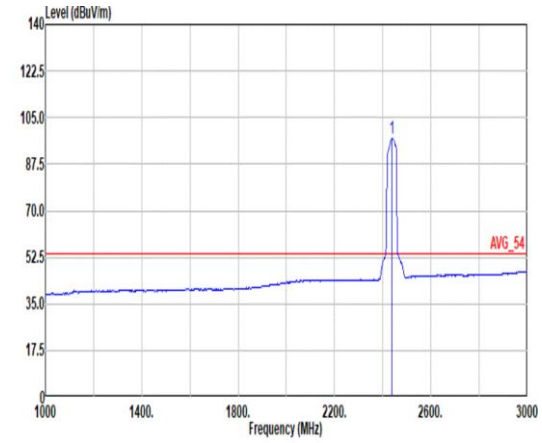 Site : 03CH11-HY Condition: AVG_54 3m 9120D_01620_240828 VERTICAL : RBW:1000.000kHz VBW:1.000kHz SWT:Auto Limit Read Ant Cable Preamp Aux APos TPos Freq Level Line Margin Level Factor Loss Factor Factor Remark MHz dBuV/m dBuV/m dB dBuV dB/m dB dB dB cm deg 1 2437.00 97.42 ------ ------ 86.25 27.60 6.85 33.31 10.03 290 86 AVERAGE

Mode	17	
	Band Edge - R	
	2400-2483.5_802.11n HT40_CH06_2437MHz	
ANT	1	
Pol.	Vertical	Fundamental
Peak	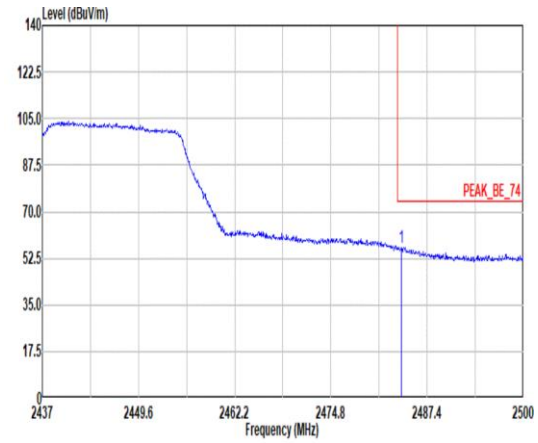 Site : 03CH11-HY Condition: PEAK_BE_74 3m 9120D_01620_240828 VERTICAL : RBW:1000.000kHz VBW:3000.000kHz SWT:Auto Limit Read Ant Cable Preamp Aux APos TPos Freq Level Line Margin Level Factor Loss Factor Factor Remark MHz dBuV/m dBuV/m dB dBuV dB/m dB dB dB cm deg 1 2484.06 56.60 74.00 -17.40 45.10 27.84 6.91 33.28 10.03 290 86 PEAK	Blank
Avg.	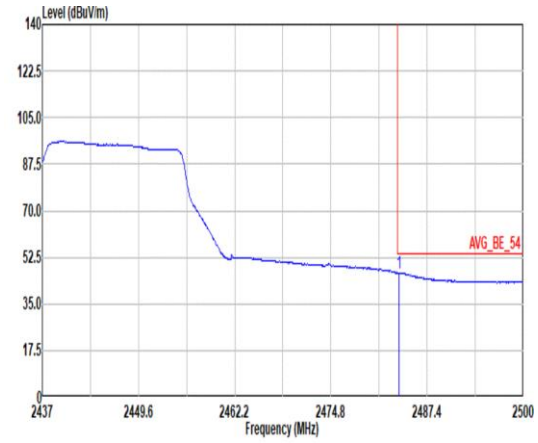 Site : 03CH11-HY Condition: AVG_BE_54 3m 9120D_01620_240828 VERTICAL : RBW:1000.000kHz VBW:1.000kHz SWT:Auto Limit Read Ant Cable Preamp Aux APos TPos Freq Level Line Margin Level Factor Loss Factor Factor Remark MHz dBuV/m dBuV/m dB dBuV dB/m dB dB dB cm deg 1 2483.68 46.74 54.00 -7.26 35.24 27.84 6.91 33.28 10.03 290 86 AVERAGE	Blank

Mode	17	
	Harmonic	
	2400-2483.5_802.11n HT40_CH06_2437MHz	
ANT	1	
Pol.	Horizontal	Vertical
Peak Avg.	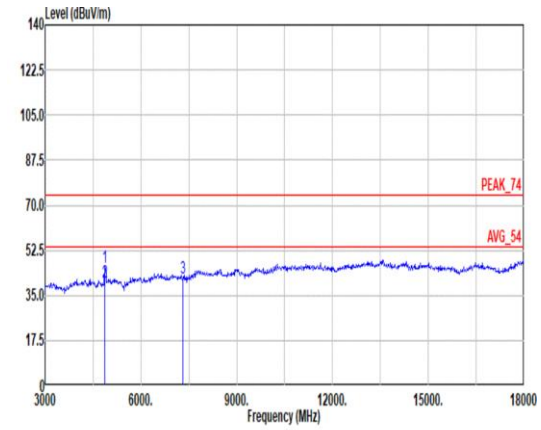 Site : 03CH11-HY Condition: PEAK_74 3m 9120D_01620_240828 HORIZONTAL Freq Level Limit Line Margin Read Level Ant Factor Cable Loss Preamp Factor Aux Factor APos TPos Remark MHz dBuV/m dBuV/m dB dBuV dB/m dB dB dB cm deg 1 4874.00 46.22 74.00 -27.78 60.12 32.70 11.45 58.58 0.53 100 315 Peak 2 4874.00 40.35 54.00 -13.65 54.25 32.70 11.45 58.58 0.53 100 315 Average 3 7311.00 41.71 74.00 -32.29 49.02 36.78 14.58 58.99 0.32 -- -- Peak	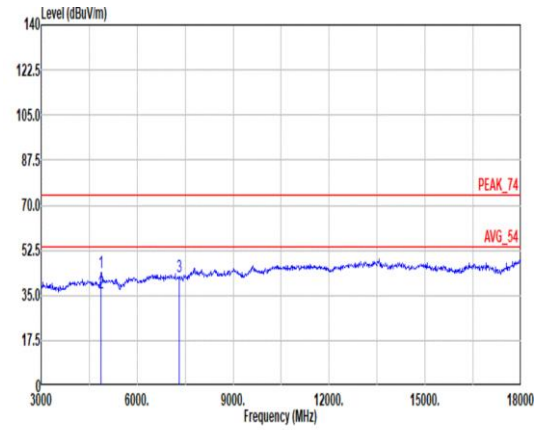 Site : 03CH11-HY Condition: PEAK_74 3m 9120D_01620_240828 VERTICAL Freq Level Limit Line Margin Read Level Ant Factor Cable Loss Preamp Factor Aux Factor APos TPos Remark MHz dBuV/m dBuV/m dB dBuV dB/m dB dB dB cm deg 1 4874.00 43.61 74.00 -30.39 57.51 32.70 11.45 58.58 0.53 295 277 Peak 2 4874.00 35.76 54.00 -18.24 49.66 32.70 11.45 58.58 0.53 295 277 Average 3 7311.00 42.21 74.00 -31.79 49.52 36.78 14.58 58.99 0.32 -- -- Peak

Mode	17	
	Harmonic	
	2400-2483.5_802.11n HT40_CH06_2437MHz	
ANT	1	
Pol.	Horizontal	Vertical
14.47G ~14.5G Avg.	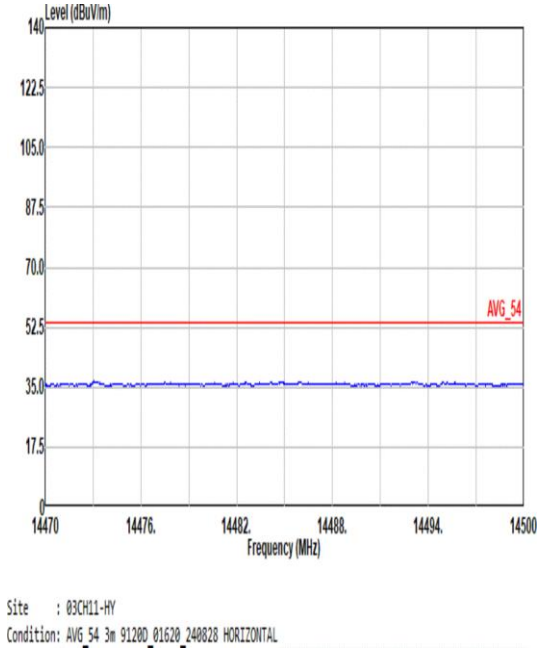	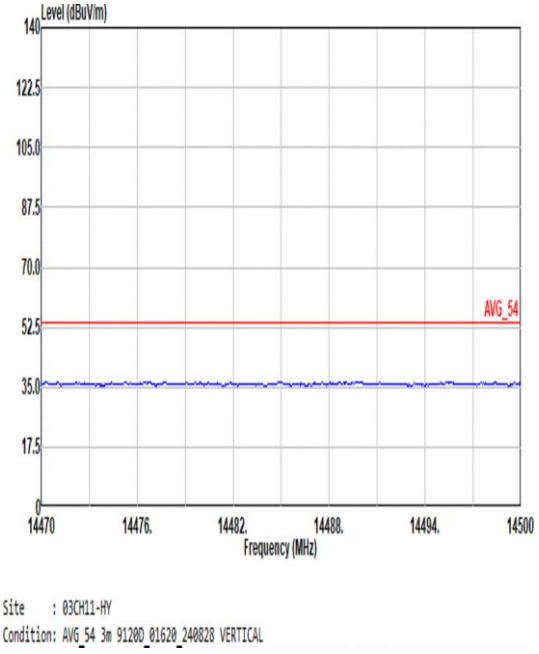
17.7G ~18G Avg.	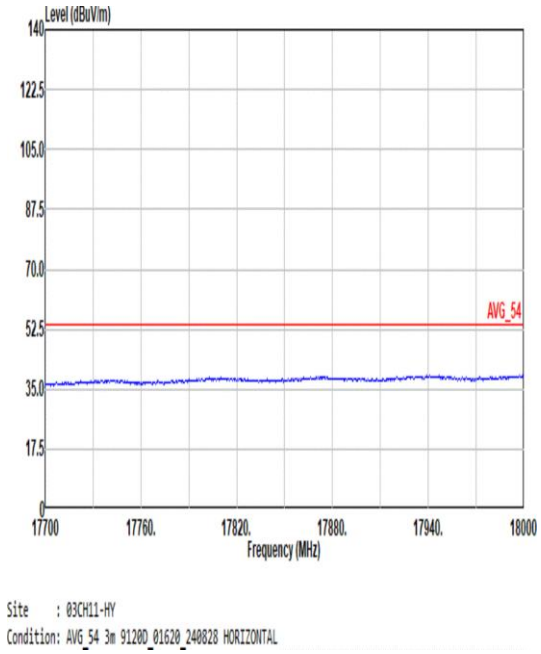	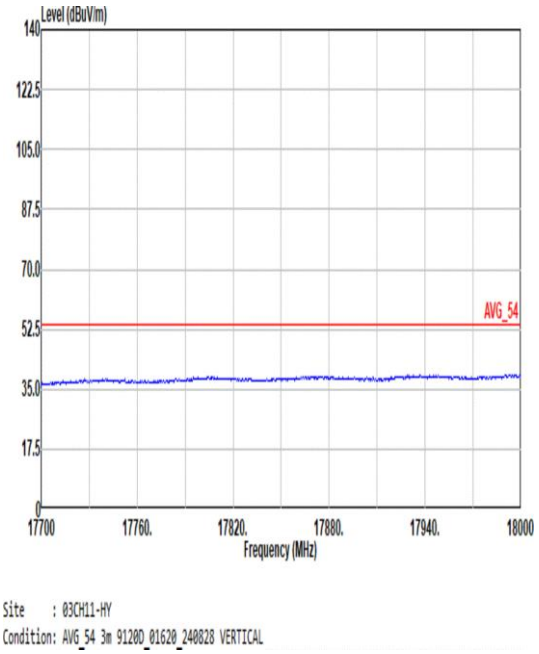

Mode	18	
	Band Edge - L	
	2400-2483.5_802.11n HT40_CH09_2452MHz	
ANT	1	
Pol.	Horizontal	Fundamental
Peak	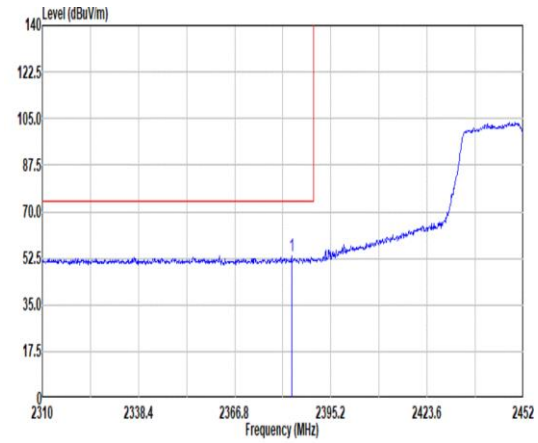 Site : 03CH11-HY Condition: PEAK_BE_74 3m 9120D_01620_240828 HORIZONTAL : RBW:1000.000kHz VBW:3000.000kHz SWT:Auto Freq Level Limit Line Margin Read Level Ant Factor Cable Loss Preamp Factor Aux Factor APos TPos Remark MHz dBuV/m dBuV/m dB dBuV dB/m dB dB dB cm deg 1 2383.56 53.18 74.00 -20.82 42.47 27.24 6.78 33.34 10.03 165 360 PEAK	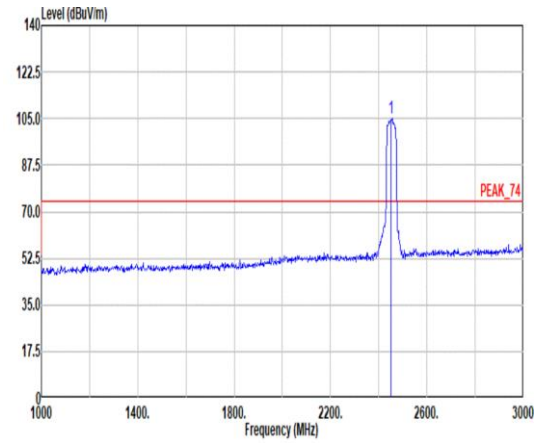 Site : 03CH11-HY Condition: PEAK_74 3m 9120D_01620_240828 HORIZONTAL : RBW:1000.000kHz VBW:3000.000kHz SWT:Auto Freq Level Limit Line Margin Read Level Ant Factor Cable Loss Preamp Factor Aux Factor APos TPos Remark MHz dBuV/m dBuV/m dB dBuV dB/m dB dB dB cm deg 1 2452.00 104.89 ------ ------ 93.69 27.60 6.87 33.30 10.03 165 360 PEAK
Avg.	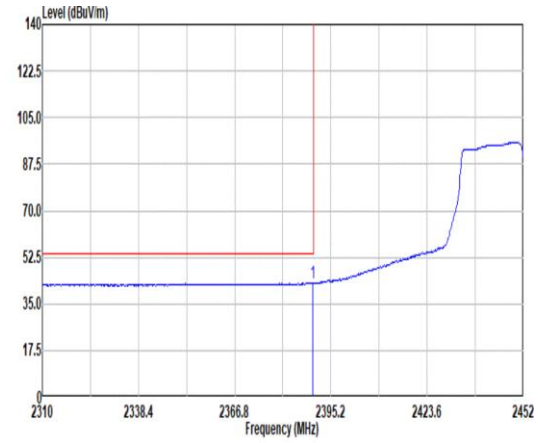 Site : 03CH11-HY Condition: AVG_BE_54 3m 9120D_01620_240828 HORIZONTAL : RBW:1000.000kHz VBW:1.000kHz SWT:Auto Freq Level Limit Line Margin Read Level Ant Factor Cable Loss Preamp Factor Aux Factor APos TPos Remark MHz dBuV/m dBuV/m dB dBuV dB/m dB dB dB cm deg 1 2389.95 42.85 54.00 -11.15 32.08 27.30 6.78 33.34 10.03 165 360 AVERAGE	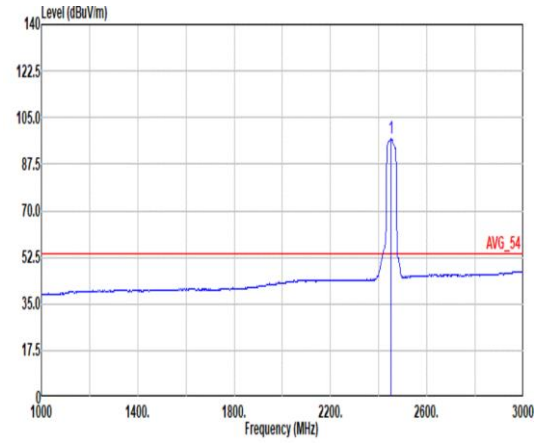 Site : 03CH11-HY Condition: AVG_54 3m 9120D_01620_240828 HORIZONTAL : RBW:1000.000kHz VBW:1.000kHz SWT:Auto Freq Level Limit Line Margin Read Level Ant Factor Cable Loss Preamp Factor Aux Factor APos TPos Remark MHz dBuV/m dBuV/m dB dBuV dB/m dB dB dB cm deg 1 2452.00 97.05 ------ ------ 85.86 27.60 6.86 33.30 10.03 165 360 AVERAGE

Mode	18	
	Band Edge - R	
	2400-2483.5_802.11n HT40_CH09_2452MHz	
ANT	1	
Pol.	Horizontal	Fundamental
Peak	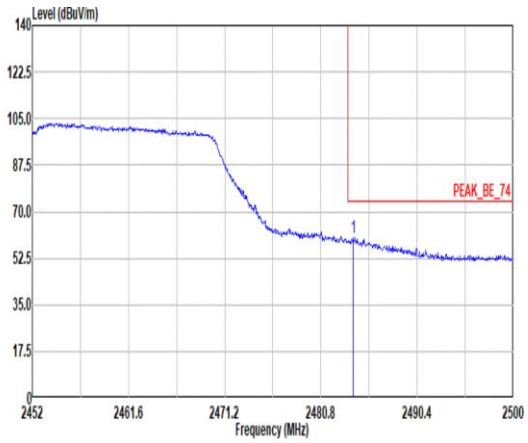 Site : 03CH11-HY Condition: PEAK_BE_74 3m 9120D_01620_240828 HORIZONTAL : RBW:1000.000kHz VBW:3000.000kHz SWT:Auto Freq Level Limit Line Margin Read Level Ant Factor Cable Loss Preamp Factor Aux Factor APos TPos Remark MHz dBuV/m dBuV/m dB dBuV dB/m dB dB dB cm deg 1 2484.02 60.03 74.00 -13.97 48.53 27.84 6.91 33.28 10.03 165 360 PEAK	Blank
Avg.	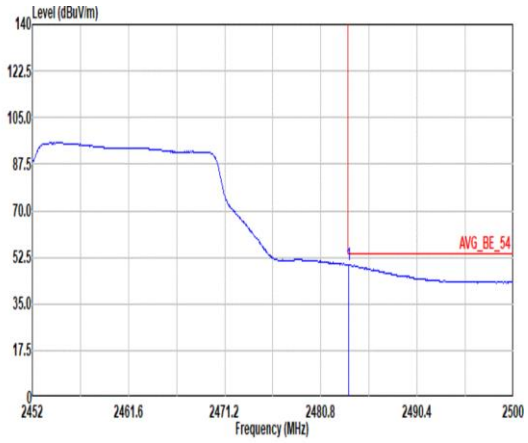 Site : 03CH11-HY Condition: AVG_BE_54 3m 9120D_01620_240828 HORIZONTAL : RBW:1000.000kHz VBW:1.000kHz SWT:Auto Freq Level Limit Line Margin Read Level Ant Factor Cable Loss Preamp Factor Aux Factor APos TPos Remark MHz dBuV/m dBuV/m dB dBuV dB/m dB dB dB cm deg 1 2483.58 49.66 54.00 -4.34 38.16 27.84 6.91 33.28 10.03 165 360 AVERAGE	Blank