



FCC RADIO TEST REPORT

FCC ID : COFTPA8800
Equipment : Payment Tablet eMoBo
Brand Name : USI
Model Name : TPA-8800
Applicant : Universal Global Scientific Industrial Co., Ltd.
No.141, Lane 351, Sec.1, Taiping Road, Tsaotuen,
Nantou County, 542007, Taiwan
Manufacturer : Universal Global Scientific Industrial Co., Ltd.
No.141, Lane 351, Sec.1, Taiping Road, Tsaotuen,
Nantou County, 542007, Taiwan
Standard : FCC Part 15 Subpart C §15.247

The product was received on Oct. 30, 2024 and testing was performed from Nov. 14, 2024 to Dec. 14, 2024. We, Sporton International Inc. Wensan Laboratory, would like to declare that the tested sample has been evaluated in accordance with the test procedures and has been in compliance with the applicable technical standards.

The test results in this report apply exclusively to the tested model / sample. Without written approval from Sporton International Inc. Wensan Laboratory, the test report shall not be reproduced except in full.

Louis Wu

Approved by: Louis Wu

Sporton International Inc. Wensan Laboratory

No.58, Aly. 75, Ln. 564, Wenhua 3rd, Rd., Guishan Dist., Taoyuan City 333010, Taiwan (R.O.C.)



Table of Contents

History of this test report.....	3
Summary of Test Result.....	4
1 General Description.....	5
1.1 Product Feature of Equipment Under Test.....	5
1.2 Modification of EUT	5
1.3 Testing Location	6
1.4 Applicable Standards.....	6
2 Test Configuration of Equipment Under Test	7
2.1 Carrier Frequency Channel	7
2.2 Test Mode.....	8
2.3 Connection Diagram of Test System.....	9
2.4 Support Unit used in test configuration and system	9
2.5 EUT Operation Test Setup	9
2.6 Measurement Results Explanation Example.....	10
3 Test Result.....	11
3.1 6dB and 99% Bandwidth Measurement	11
3.2 Output Power Measurement.....	12
3.3 Power Spectral Density Measurement	13
3.4 Conducted Band Edges and Spurious Emission Measurement	14
3.5 Radiated Band Edges and Spurious Emission Measurement	15
3.6 AC Conducted Emission Measurement.....	19
3.7 Antenna Requirements.....	21
4 List of Measuring Equipment	22
5 Measurement Uncertainty	24
Appendix A. Conducted Test Results	
Appendix B. AC Conducted Emission Test Result	
Appendix C. Radiated Spurious Emission Test Data	
Appendix D. Duty Cycle Plots	
Appendix E. Setup Photographs	



History of this test report

Report No.	Version	Description	Issue Date
FR491831B	01	Initial issue of report	Feb. 11, 2025

Summary of Test Result

Report Clause	Ref Std. Clause	Test Items	Result (PASS/FAIL)	Remark
3.1	15.247(a)(2)	6dB Bandwidth	Pass	-
3.1	2.1049	99% Occupied Bandwidth	Pass	-
3.2	15.247(b)(3) 15.247(b)(4)	Output Power	Pass	-
3.3	15.247(e)	Power Spectral Density	Pass	-
3.4	15.247(d)	Conducted Band Edges and Spurious Emission	Pass	-
3.5	15.247(d)	Radiated Band Edges and Spurious Emission	Pass	-
3.6	15.207	AC Conducted Emission	Pass	-
3.7	15.203	Antenna Requirement	Pass	-

Conformity Assessment Condition:

1. The test results (PASS/FAIL) with all measurement uncertainty excluded are presented against the regulation limits or in accordance with the requirements stipulated by the applicant/manufacture who shall bear all the risks of non-compliance that may potentially occur if measurement uncertainty is taken into account.
2. The measurement uncertainty please refer to each test result in the section "Measurement Uncertainty".

Disclaimer:

The product specifications of the EUT presented in the test report that may affect the test assessments are declared by the manufacturer who shall take full responsibility for the authenticity.

Reviewed by: Wei Chen

Report Producer: Michelle Chen



1 General Description

1.1 Product Feature of Equipment Under Test

Product Feature		
General Specs Bluetooth, Wi-Fi 2.4GHz 802.11b/g/n, Wi-Fi 5GHz 802.11a/n/ac and NFC.		
Antenna Type Bluetooth: PIFA Antenna		
Antenna information		
2400 MHz ~ 2483.5 MHz	Peak Gain (dBi)	2.84

Remark: The EUT's information above is declared by manufacturer. Please refer to Disclaimer in report summary.

1.2 Modification of EUT

No modifications made to the EUT during the testing.

1.3 Testing Location

Test Site	Sporton International Inc. Wensan Laboratory
Test Site Location	No.58, Aly. 75, Ln. 564, Wenhua 3rd, Rd., Guishan Dist., Taoyuan City 333010, Taiwan (R.O.C.) TEL: +886-3-327-0868 FAX: +886-3-327-0855
Test Site No.	Sporton Site No. TH05-HY, CO07-HY, 03CH11-HY

Note: The test site complies with ANSI C63.4 2014 requirement.

FCC designation No.: TW3786

1.4 Applicable Standards

According to the specifications declared by the manufacturer, the EUT must comply with the requirements of the following standards:

- ♦ FCC Part 15 Subpart C §15.247
- ♦ FCC KDB Publication No. 558074 D01 15.247 Meas Guidance v05r02
- ♦ FCC KDB 414788 D01 Radiated Test Site v01r01
- ♦ ANSI C63.10-2013

Remark:

1. All the test items were validated and recorded in accordance with the standards without any modification during the testing.
2. The TAF code is not including all the FCC KDB listed without accreditation.
3. This EUT has also been tested and complied with the requirements of FCC Part 15, Subpart B, recorded in a separate test report.



2 Test Configuration of Equipment Under Test

2.1 Carrier Frequency Channel

Frequency Band	Channel	Freq. (MHz)	Channel	Freq. (MHz)
2400-2483.5 MHz	0	2402	21	2444
	1	2404	22	2446
	2	2406	23	2448
	3	2408	24	2450
	4	2410	25	2452
	5	2412	26	2454
	6	2414	27	2456
	7	2416	28	2458
	8	2418	29	2460
	9	2420	30	2462
	10	2422	31	2464
	11	2424	32	2466
	12	2426	33	2468
	13	2428	34	2470
	14	2430	35	2472
	15	2432	36	2474
	16	2434	37	2476
	17	2436	38	2478
	18	2438	39	2480
	19	2440	-	-
	20	2442	-	-

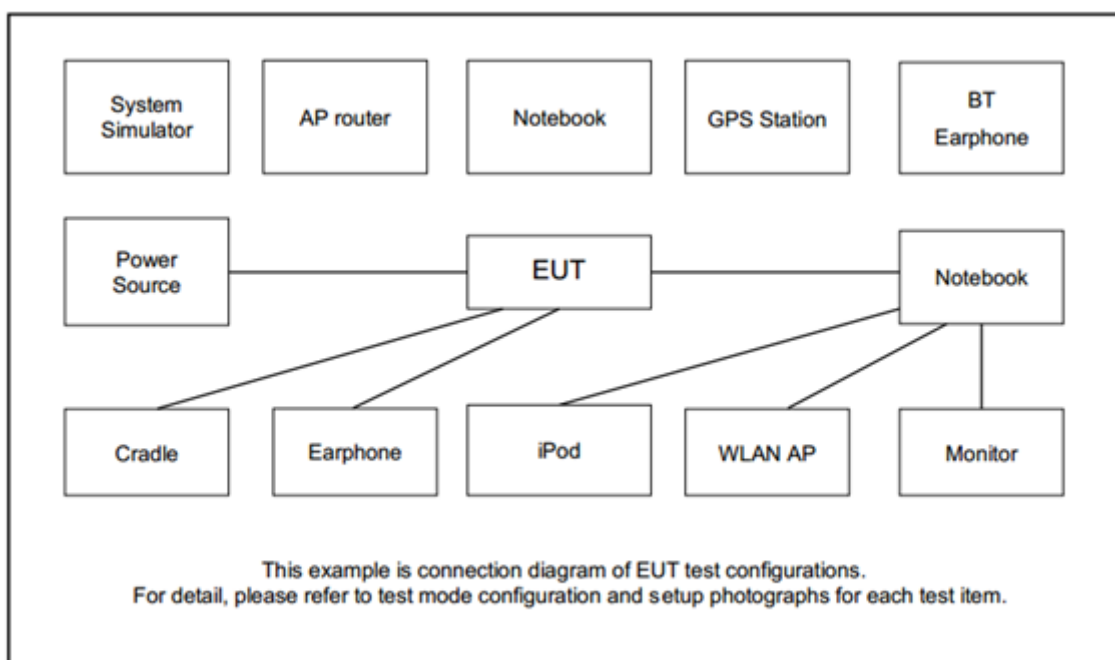
2.2 Test Mode

- a. The EUT has been associated with peripherals and configuration operated in a manner tended to maximize its emission characteristics in a typical application. Frequency range investigated: conduction emission (150 kHz to 30 MHz), radiation emission (9 kHz to the 10th harmonic of the highest fundamental frequency or to 40 GHz, whichever is lower). For radiated measurement, the measured emission level of the EUT was maximized by rotating the EUT on a turntable, adjusting the orientation of the EUT and EUT antenna in three orthogonal axis (X: flat, Y: portrait, Z: landscape), and adjusting the measurement antenna orientation, following C63.10 exploratory test procedures and only the worst case emissions were reported in this report.
- b. AC power line Conducted Emission was tested under maximum output power.

The following summary table is showing all test modes to demonstrate in compliance with the standard.

Summary table of Test Cases	
Test Item	Data Rate / Modulation
Conducted Test Cases	Bluetooth – LE / GFSK
	Mode 1: Bluetooth Tx CH00_2402 MHz_1Mbps
	Mode 2: Bluetooth Tx CH19_2440 MHz_1Mbps
	Mode 3: Bluetooth Tx CH39_2480 MHz_1Mbps
Radiated Test Cases	Mode 1: Bluetooth Tx CH00_2402 MHz_1Mbps
	Mode 2: Bluetooth Tx CH19_2440 MHz_1Mbps
	Mode 3: Bluetooth Tx CH39_2480 MHz_1Mbps
AC Conducted Emission	Mode 1: WLAN (2.4GHz) Link + Bluetooth Link + NFC on + IC card reader + Camera (Rear) + Adapter
Remark: For radiation spurious emission, the modulation and the data rate picked for testing are determined by the Max. RF conducted power.	

2.3 Connection Diagram of Test System



2.4 Support Unit used in test configuration and system

Item	Equipment	Brand Name	Model Name	FCC ID	Data Cable	Power Cord
1.	Bluetooth Earphone	Sony	SBH20	PY7-RD0010	N/A	N/A
2.	WLAN AP	ASUS	RT-AC52	MSQ-RTAC4A00	N/A	Unshielded, 1.8 m
3.	Notebook	DELL	Latitude 3400	FCC DoC	N/A	AC I/P: Unshielded, 1.2 m DC O/P: Shielded, 1.8 m

2.5 EUT Operation Test Setup

The RF test items, utility "QRCT Version 4.0.211.0" was installed in Notebook which was programmed in order to make the EUT get into the engineering modes to provide channel selection, power level, data rate and the application type and for continuous transmitting signals.



2.6 Measurement Results Explanation Example

For all conducted test items:

The offset level is set in the spectrum analyzer to compensate the RF cable loss and attenuator factor between EUT conducted output port and spectrum analyzer. With the offset compensation, the spectrum analyzer reading level is exactly the EUT RF output level.

Example :

The spectrum analyzer offset is derived from RF cable loss and attenuator factor.

Offset = RF cable loss + attenuator factor.

Following shows an offset computation example with cable loss 4.2 dB and 10 dB attenuator.

$$\begin{aligned}\text{Offset(dB)} &= \text{RF cable loss(dB)} + \text{attenuator factor(dB)} \\ &= 4.2 + 10 = 14.2 \text{ (dB)}\end{aligned}$$

3 Test Result

3.1 6dB and 99% Bandwidth Measurement

3.1.1 Limit of 6dB and 99% Bandwidth

The minimum 6 dB bandwidth shall be at least 500 kHz.

3.1.2 Measuring Instruments

Please refer to the measuring equipment list in this test report.

3.1.3 Test Procedures

1. The testing follows the ANSI C63.10 Section 6.9.3 (OBW) and 11.8.1 (6dB BW).
2. The RF output of EUT is connected to the spectrum analyzer by RF cable and attenuator. The path loss is compensated to the results for each measurement.
3. Set the maximum power setting and enable the EUT to transmit continuously.
4. Make the measurement with the spectrum analyzer's resolution bandwidth (RBW) = 100 kHz. Set the Video bandwidth (VBW) = 300 kHz. In order to make an accurate measurement. The 6dB bandwidth must be greater than 500 kHz.
5. For 99% Bandwidth Measurement, the spectrum analyzer's resolution bandwidth (RBW) is set 1-5% of the emission bandwidth and set the Video bandwidth (VBW) $\geq 3 * RBW$.
6. Measure and record the results in the test report.

3.1.4 Test Setup



3.1.5 Test Result of 6dB Bandwidth

Please refer to Appendix A.

3.1.6 Test Result of 99% Occupied Bandwidth

Please refer to Appendix A.

3.2 Output Power Measurement

3.2.1 Limit of Output Power

For systems using digital modulation in the 2400-2483.5 MHz, the limit for output power is 30 dBm. If transmitting antenna of directional gain greater than 6 dBi is used, the peak output power from the intentional radiator shall be reduced below the above stated value by the amount in dB that the directional gain of the antenna exceeds 6 dBi. In case of point-to-point operation, the limit has to be reduced by 1 dB for every 3 dB that the directional gain of the antenna exceeds 6 dBi.

3.2.2 Measuring Instruments

Please refer to the measuring equipment list in this test report.

3.2.3 Test Procedures

1. For Average Power, the testing follows ANSI C63.10 Section 11.9.2.3.2 Method AVGPM-G
2. The RF output of EUT is connected to the power meter by RF cable and attenuator.
3. The path loss is compensated to the results for each measurement.
4. Set the maximum power setting and enable the EUT to transmit continuously.
5. Measure the conducted output power and record the results in the test report.

3.2.4 Test Setup



3.2.5 Test Result of Average Output Power

Please refer to Appendix A.

3.3 Power Spectral Density Measurement

3.3.1 Limit of Power Spectral Density

The peak power spectral density shall not be greater than 8 dBm in any 3 kHz band at any time interval of continuous transmission.

3.3.2 Measuring Instruments

Please refer to the measuring equipment list in this test report.

3.3.3 Test Procedures

1. The testing follows the ANSI C63.10 Section 11.10.2 Method PKPSD.
2. The RF output of EUT is connected to the spectrum analyzer by RF cable and attenuator. The path loss is compensated to the results for each measurement.
3. Set the maximum power setting and enable the EUT to transmit continuously.
4. Make the measurement with the spectrum analyzer's resolution bandwidth (RBW) = 3 kHz. Video bandwidth (VBW) = 10 kHz. In order to make an accurate measurement, set the span to 1.5 times DTS Channel Bandwidth. (6 dB BW)
5. Detector = peak, Sweep time = auto couple, Trace mode = max hold, Allow trace to fully stabilize. Use the peak marker function to determine the maximum power level.
6. Measure and record the results in the test report.
7. The Measured power density (dBm)/ 100 kHz is a reference level and is used as 20 dBc down limit line for Conducted Band Edges and Conducted Spurious Emission.

3.3.4 Test Setup



3.3.5 Test Result of Power Spectral Density

Please refer to Appendix A.

3.4 Conducted Band Edges and Spurious Emission Measurement

3.4.1 Limit of Conducted Band Edges and Spurious Emission

All harmonics/spurious must be at least 30 dB down from the highest emission level within the authorized band.

3.4.2 Measuring Instruments

Please refer to the measuring equipment list in this test report.

3.4.3 Test Procedure

1. The testing follows the ANSI C63.10 Section 11.11.3 Emission level measurement.
2. The RF output of EUT is connected to the spectrum analyzer by RF cable and attenuator. The path loss is compensated to the results for each measurement.
3. Set the maximum power setting and enable the EUT to transmit continuously.
4. Set RBW = 100 kHz, VBW = 300 kHz, Peak Detector. Unwanted Emissions measured in any 100 kHz bandwidth outside of the authorized frequency band shall be attenuated by at least 20 dB relative to the maximum in-band peak PSD level in 100 kHz when maximum peak conducted output power procedure is used. If the transmitter complies with the conducted power limits based on the use of RMS averaging over a time interval, the attenuation required under this paragraph shall be 30 dB instead of 20 dB.
5. Measure and record the results in the test report.
6. The RF fundamental frequency should be excluded against the limit line in the operating frequency band.

3.4.4 Test Setup



3.4.5 Test Result of Conducted Band Edges Plots

Please refer to Appendix A.

3.4.6 Test Result of Conducted Spurious Emission Plots

Please refer to Appendix A.



3.5 Radiated Band Edges and Spurious Emission Measurement

3.5.1 Limit of Radiated Band Edges and Spurious Emission

In any 100 kHz bandwidth outside the intentional radiator frequency band, all harmonics/spurious must be at least 20 dB below the highest emission level within the authorized band. If the transmitter complies with the conducted power limits based on the use of RMS averaging over a time interval, the attenuation required shall be 30 dB instead of 20 dB. In addition, radiated emissions which fall in the restricted bands must also comply with the limits as below.

Frequency (MHz)	Field Strength (microvolts/meter)	Measurement Distance (meters)
0.009 – 0.490	2400/F(kHz)	300
0.490 – 1.705	24000/F(kHz)	30
1.705 – 30.0	30	30
30 – 88	100	3
88 – 216	150	3
216 - 960	200	3
Above 960	500	3

3.5.2 Measuring Instruments

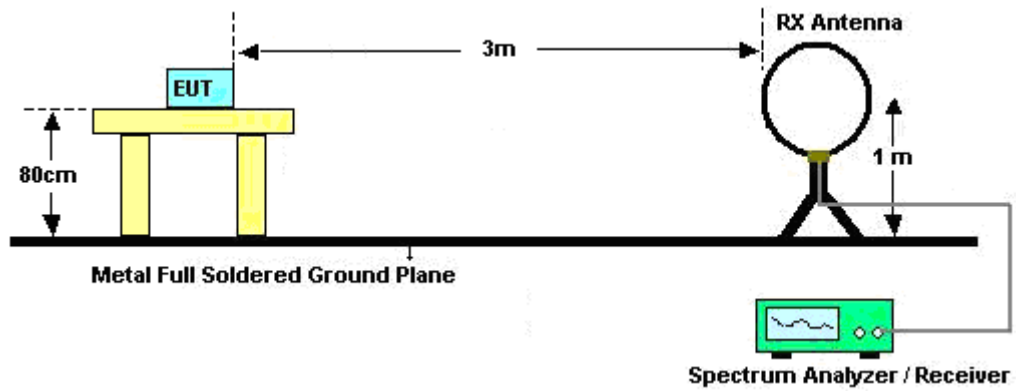
Please refer to the measuring equipment list in this test report.

3.5.3 Test Procedures

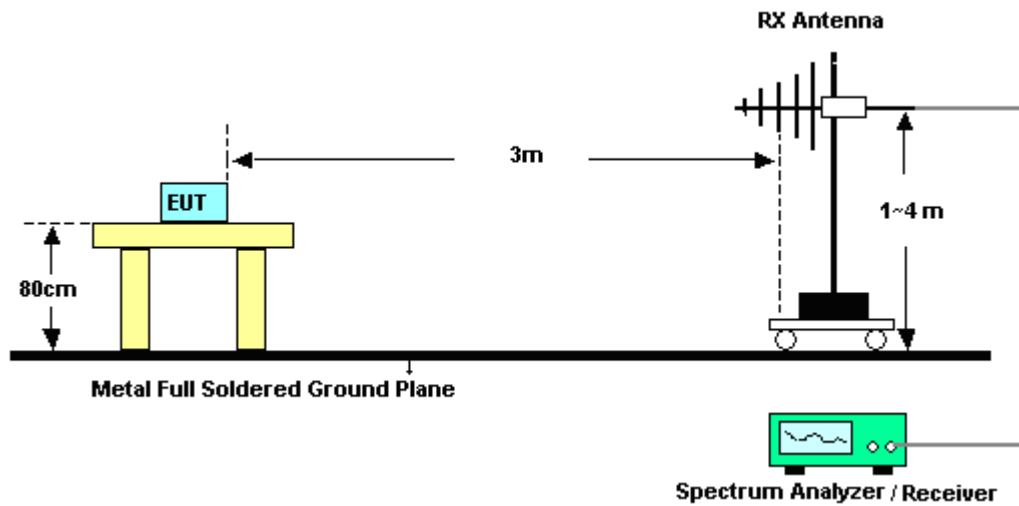
1. The testing follows the ANSI C63.10 Section 11.12.1 Radiated emission measurements.
2. The EUT is arranged to its worst case and then tune the antenna tower (from 1 m to 4 m) and turntable (from 0 degree to 360 degrees) to find the maximum reading. A pre-amp and a high pass filter are used for the test in order to get better signal level.
3. The EUT is placed on a turntable with 0.8 meter for frequency below 1 GHz and 1.5 meter for frequency above 1 GHz respectively above ground.
4. The EUT is set 3 meters away from the receiving antenna, which is mounted on the top of a variable height antenna tower.
5. Corrected Reading: Antenna Factor + Cable Loss + Read Level - Preamp Factor = Level
6. Radiated testing below 1 GHz is performed by adjusting the antenna tower from 1 m to 4 m and by rotating the turn table from 0 degree to 360 degrees to find the peak maximum hold reading. When there is no suspected emission found and the emission level is with at least 6 dB margin against QP limit line, the position is marked as “-”.
7. Radiated testing above 1 GHz is performed by adjusting the antenna tower from 1 m to 4 m and by rotating the turn table from 0 degree to 360 degrees to find the peak maximum hold reading for scanning all frequencies. When there is no suspected emission found and the harmonic emission level is with at least 6 dB margin against average limit line, the position is marked as “-”.
8. Use the following spectrum analyzer settings:
 - (1) Span shall wide enough to fully capture the emission being measured;
 - (2) Set RBW = 100 kHz for $f < 1$ GHz; VBW \geq RBW; Sweep = auto; Detector function = peak; Trace = max hold;
 - (3) Set RBW = 1 MHz, VBW = 3 MHz for $f \geq 1$ GHz for peak measurement.For average measurement:
 - VBW = 10 Hz, when duty cycle is no less than 98 percent.
 - VBW $\geq 1/T$, when duty cycle is less than 98 percent where T is the minimum transmission duration over which the transmitter is on and is transmitting at its maximum power control level for the tested mode of operation.

3.5.4 Test Setup

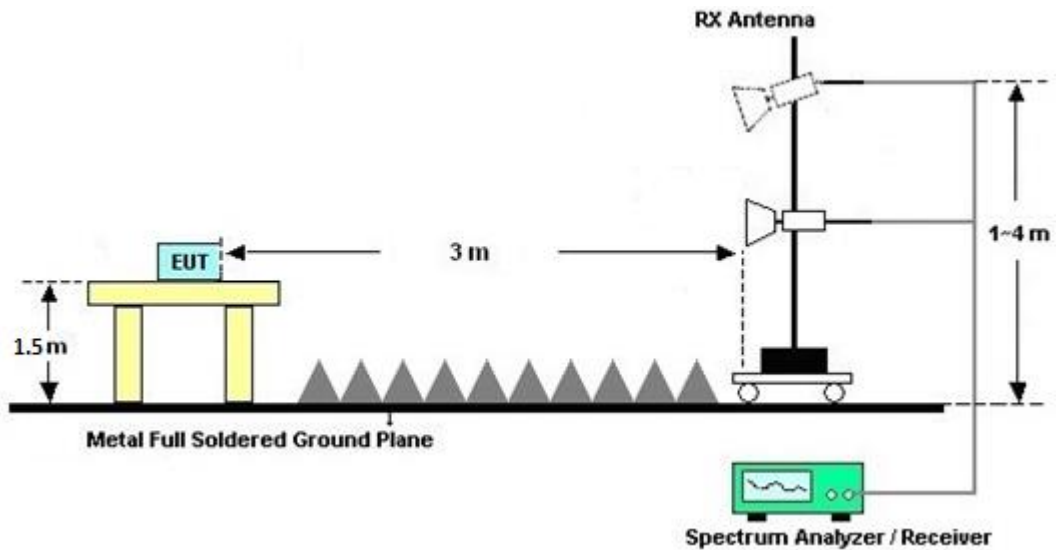
For radiated test below 30MHz



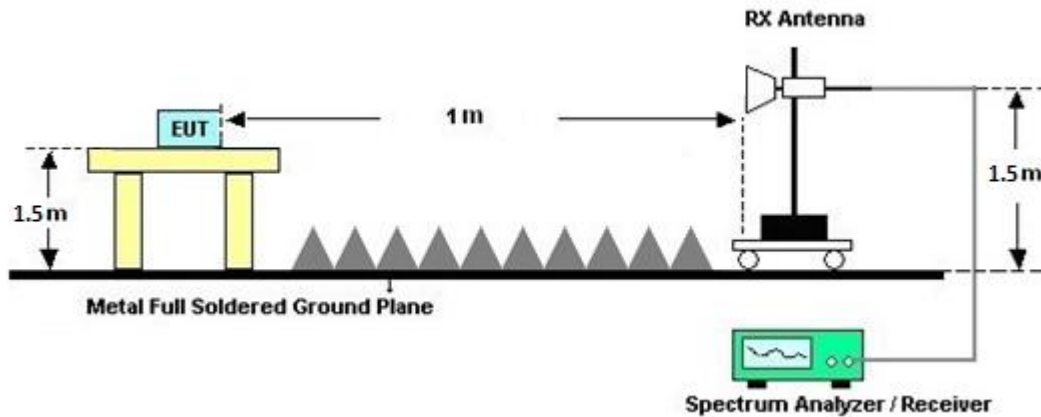
For radiated test from 30MHz to 1GHz



For radiated test from 1GHz to 18GHz



For radiated test above 18GHz



3.5.5 Test Results of Radiated Spurious Emissions (9 kHz ~ 30 MHz)

The low frequency, which starts from 9 kHz to 30 MHz, is pre-scanned and the result which is 20 dB lower than the limit line is not reported.

There is adequate comparison measurement of both open-field test site and alternative test site - semi-Anechoic chamber according to 414788 D01 Radiated Test Site v01r01, and the result comes out very similar.

3.5.6 Test Result of Radiated Spurious at Band Edges

Please refer to Appendix C.

3.5.7 Duty Cycle

Please refer to Appendix D.

3.5.8 Test Result of Radiated Spurious Emission (30 MHz ~ 10th Harmonic)

Please refer to Appendix C.

3.6 AC Conducted Emission Measurement

3.6.1 Limit of AC Conducted Emission

For equipment that is designed to be connected to the public utility (AC) power line, the radio frequency voltage that is conducted back onto the AC power line on any frequency or frequencies within the band 150 kHz to 30 MHz shall not exceed the limits in the following table.

Frequency of emission (MHz)	Conducted limit (dB μ V)	
	Quasi-peak	Average
0.15-0.5	66 to 56*	56 to 46*
0.5-5	56	46
5-30	60	50

*Decreases with the logarithm of the frequency.

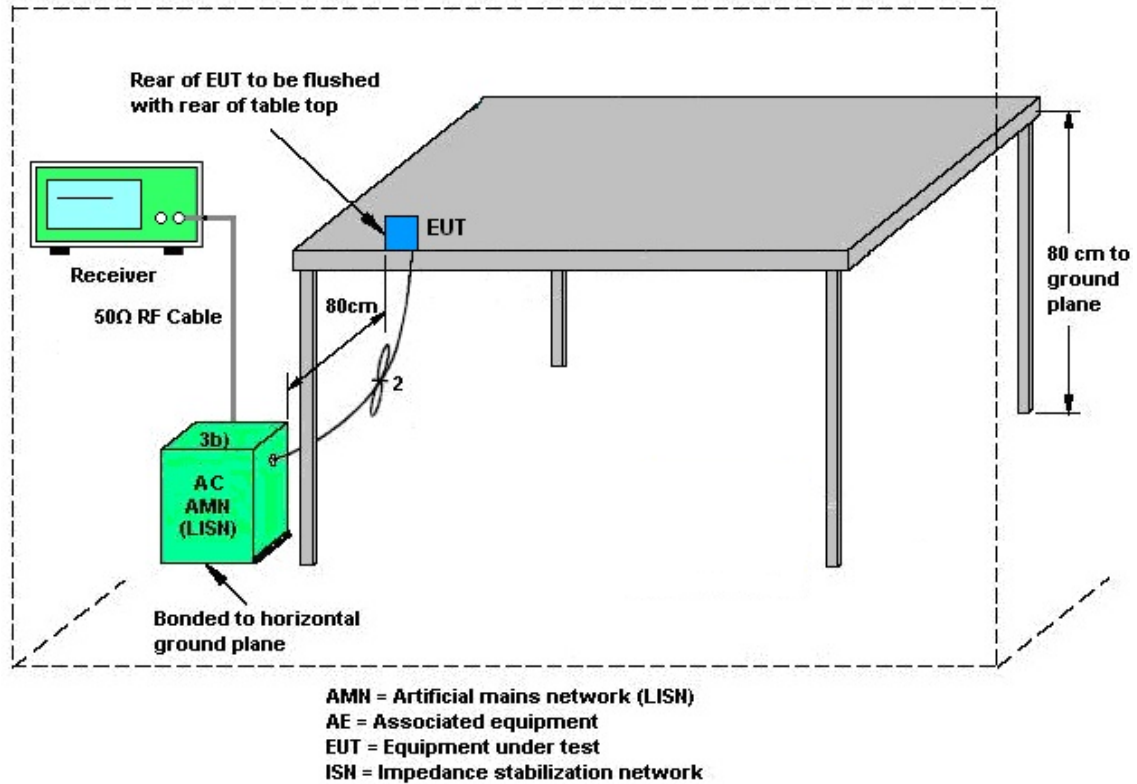
3.6.2 Measuring Instruments

Please refer to the measuring equipment list in this test report.

3.6.3 Test Procedures

1. The EUT is placed 0.4 meter away from the conducting wall of the shielding room, and is kept at least 80 centimeters from any other grounded conducting surface.
2. Connect EUT to the power mains through a line impedance stabilization network (LISN).
3. All the support units are connecting to the other LISN.
4. The LISN provides 50 ohm coupling impedance for the measuring instrument.
5. The FCC states that a 50 ohm, 50 microhenry LISN shall be used.
6. Both Line and Neutral shall be tested in order to find out the maximum conducted emission.
7. The frequency range from 150 kHz to 30 MHz is scanned.
8. Set the test-receiver system to Peak Detect Function and specified bandwidth (IF Bandwidth = 9 kHz) with Maximum Hold Mode. Then measurement is also conducted by Average Detector and Quasi-Peak Detector Function respectively.

3.6.4 Test Setup



3.6.5 Test Result of AC Conducted Emission

Please refer to Appendix B.



3.7 Antenna Requirements

3.7.1 Standard Applicable

An intentional radiator shall be designed to ensure that no antenna other than that furnished by the responsible party shall be used with the device. The use of a permanently attached antenna or of an antenna that uses a unique coupling to the intentional radiator shall be considered sufficient to comply with the provisions of this section. The manufacturer may design the unit so that a broken antenna can be replaced by the user, but the use of a standard antenna jack or electrical connector is prohibited. This requirement does not apply to carrier current devices or to devices operated under the provisions of §§ 15.211, 15.213, 15.217, 15.219, 15.221, or § 15.236. Further, this requirement does not apply to intentional radiators that must be professionally installed, such as perimeter protection systems and some field disturbance sensors, or to other intentional radiators which, in accordance with § 15.31(d), must be measured at the installation site. However, the installer shall be responsible for ensuring that the proper antenna is employed so that the limits in this part are not exceeded.

3.7.2 Antenna Anti-Replacement Construction

Antenna permanently attached.



4 List of Measuring Equipment

Instrument	Brand Name	Model No.	Serial No.	Characteristics	Calibration Date	Test Date	Due Date	Remark
Hygrometer	TECEP	DTM-303A	TP201996	N/A	Nov. 01, 2024	Nov. 14, 2024~ Dec. 14, 2024	Oct. 30, 2025	Conducted (TH05-HY)
Power Sensor	DARE	RPR3006W	17100015SNO 35 (NO:109)	10MHz~6GHz	Jan. 15, 2024	Nov. 14, 2024~ Dec. 14, 2024	Jan. 14, 2025	Conducted (TH05-HY)
Signal Analyzer	Rohde & Schwarz	FSV3044	101466	10HZ~44GHZ	Jan. 24, 2024	Nov. 14, 2024~ Dec. 14, 2024	Jan. 23, 2025	Conducted (TH05-HY)
Switch Control Mainframe	Burgeon	ETF-058	EC1300484 (BOX3)	N/A	May 20, 2024	Nov. 14, 2024~ Dec. 14, 2024	May 19, 2025	Conducted (TH05-HY)
Software	Sporton	BTWIFI_Final_v ersion_240513	N/A	Conducted Other Test Item	N/A	Nov. 14, 2024~ Dec. 14, 2024	N/A	Conducted (TH05-HY)
AC Power Source	ACPOWER	AFC-11003G	F317040033	N/A	N/A	Dec. 12, 2024	N/A	Conduction (CO07-HY)
Software	Rohde & Schwarz	EMC32 V10.30	N/A	N/A	N/A	Dec. 12, 2024	N/A	Conduction (CO07-HY)
Pulse Limiter	SCHWARZBE CK	VTSD 9561-F N	9561-F N00373	9kHz~200MHz	Oct. 23, 2024	Dec. 12, 2024	Oct. 22, 2025	Conduction (CO07-HY)
RF Cable	HUBER + SUHNER	RG 214/U	1358175	9kHz~30MHz	Mar. 14, 2024	Dec. 12, 2024	Mar. 13, 2025	Conduction (CO07-HY)
Two-Line V-Network	TESEQ	NNB 51	45051	N/A	Mar. 10, 2024	Dec. 12, 2024	Mar. 09, 2025	Conduction (CO07-HY)
Four-Line V-Network	TESEQ	NNB 52	36122	N/A	Mar. 07, 2024	Dec. 12, 2024	Mar. 06, 2025	Conduction (CO07-HY)
EMI Test Receiver	Rohde & Schwarz	ESR3	102317	9kHz~3.6GHz	Sep. 23, 2024	Dec. 12, 2024	Sep. 22, 2025	Conduction (CO07-HY)
Bilog Antenna	TESEQ	CBL 6111D & 00800N1D01N- 06	41912 & 05	30MHz~1GHz	Feb. 04, 2024	Dec. 02, 2024~ Dec. 05, 2024	Feb. 03, 2025	Radiation (03CH11-HY)
Loop Antenna	Rohde & Schwarz	HFH2-Z2	100488	9 kHz~30 MHz	Aug. 29, 2024	Dec. 02, 2024~ Dec. 05, 2024	Aug. 28, 2025	Radiation (03CH11-HY)
Horn Antenna	SCHWARZBE CK	BBHA 9120 D	9120D-01620	1GHz~18GHz	Aug. 28, 2024	Dec. 02, 2024~ Dec. 05, 2024	Aug. 27, 2025	Radiation (03CH11-HY)
SHF-EHF Horn Antenna	SCHWARZBE CK	BBHA 9170	1224	18GHz~40GHz	Jun. 24, 2024	Dec. 02, 2024~ Dec. 05, 2024	Jun. 23, 2025	Radiation (03CH11-HY)
Amplifier	SONOMA	310N	187312	9kHz~1GHz	Dec. 08, 2023	Dec. 02, 2024~ Dec. 05, 2024	Dec. 07, 2024	Radiation (03CH11-HY)
Preamplifier	Keysight	83017A	MY53270080	1GHz~26.5GHz	Mar. 25, 2024	Dec. 02, 2024~ Dec. 05, 2024	Mar. 24, 2025	Radiation (03CH11-HY)
Preamplifier	Jet-Power	JPA0118-55-30 3	17100018000 55007	1GHz~18GHz	Jun. 13, 2024	Dec. 02, 2024~ Dec. 05, 2024	Jun. 12, 2025	Radiation (03CH11-HY)
Preamplifier	EMEC	EM18G40G	060801	18GHz~40GHz	May 27, 2024	Dec. 02, 2024~ Dec. 05, 2024	May 26, 2025	Radiation (03CH11-HY)
Spectrum Analyzer	Keysight	N9010A	MY54200486	10Hz~44GHz	Oct. 14, 2024	Dec. 02, 2024~ Dec. 05, 2024	Oct. 13, 2025	Radiation (03CH11-HY)
EMI Test Receiver	Keysight	N9038A(MXE)	MY55420170	20MHz~8.4GHz	Jul. 19, 2024	Dec. 02, 2024~ Dec. 05, 2024	Jul. 18, 2025	Radiation (03CH11-HY)
Controller	EMEC	EM 1000	N/A	Control Turn table & Ant Mast	N/A	Dec. 02, 2024~ Dec. 05, 2024	N/A	Radiation (03CH11-HY)
Antenna Mast	EMEC	AM-BS-4500-B	N/A	1~4m	N/A	Dec. 02, 2024~ Dec. 05, 2024	N/A	Radiation (03CH11-HY)
Turn Table	EMEC	TT 2000	N/A	0~360 Degree	N/A	Dec. 02, 2024~ Dec. 05, 2024	N/A	Radiation (03CH11-HY)
Software	Audix	E3 6.2009-8-24	RK-001053	N/A	N/A	Dec. 02, 2024~ Dec. 05, 2024	N/A	Radiation (03CH11-HY)
Hygrometer	TECEP	DTM-303B	TP140325	N/A	Dec. 08, 2023	Dec. 02, 2024~ Dec. 05, 2024	Dec. 07, 2024	Radiation (03CH11-HY)



Instrument	Brand Name	Model No.	Serial No.	Characteristics	Calibration Date	Test Date	Due Date	Remark
RF Cable	HUBER + SUHNER	SUCOFLEX 102	804013/2	30M~40G	May 23, 2024	Dec. 02, 2024~ Dec. 05, 2024	May 22, 2025	Radiation (03CH11-HY)
RF Cable	HUBER + SUHNER	SUCOFLEX 102	MY2859/2	30MHz~40GHz	Mar. 06, 2024	Dec. 02, 2024~ Dec. 05, 2024	Mar. 05, 2025	Radiation (03CH11-HY)
RF Cable	HUBER + SUHNER	SUCOFLEX 102	803951/2	9K~30M	Mar. 06, 2024	Dec. 02, 2024~ Dec. 05, 2024	Mar. 05, 2025	Radiation (03CH11-HY)
RF Cable	HUBER + SUHNER	SUCOFLEX 102	803951/2	30M~40G	Mar. 06, 2024	Dec. 02, 2024~ Dec. 05, 2024	Mar. 05, 2025	Radiation (03CH11-HY)
Filter	Wainwright	WHKX12-2700- 3000-18000-60 SS	SN3	3GHz High Pass Filter	Sep. 10, 2024	Dec. 02, 2024~ Dec. 05, 2024	Sep. 09, 2025	Radiation (03CH11-HY)
Filter	Wainwright	WLK4-1000-153 0-8000-40SS	SN11	1.53GHz Low Pass Filter	Sep. 10, 2024	Dec. 02, 2024~ Dec. 05, 2024	Sep. 09, 2025	Radiation (03CH11-HY)
Attenuator	HONOVA	5910 SMA-50-005	0028	N/A	Sep. 10, 2024	Dec. 02, 2024~ Dec. 05, 2024	Sep. 09, 2025	Radiation (03CH11-HY)

5 Measurement Uncertainty

Uncertainty of Conducted Emission Measurement (150 kHz ~ 30 MHz)

Measuring Uncertainty for a Level of Confidence of 95% ($U = 2Uc(y)$)	3.7 dB
---	--------

Uncertainty of Radiated Emission Measurement (30 MHz ~ 1000 MHz)

Measuring Uncertainty for a Level of Confidence of 95% ($U = 2Uc(y)$)	6.4 dB
---	--------

Uncertainty of Radiated Emission Measurement (1000 MHz ~ 6000 MHz)

Measuring Uncertainty for a Level of Confidence of 95% ($U = 2Uc(y)$)	5.1 dB
---	--------

Uncertainty of Radiated Emission Measurement (6000 MHz ~ 18000 MHz)

Measuring Uncertainty for a Level of Confidence of 95% ($U = 2Uc(y)$)	5.3 dB
---	--------

Uncertainty of Radiated Emission Measurement (18000 MHz ~ 40000 MHz)

Measuring Uncertainty for a Level of Confidence of 95% ($U = 2Uc(y)$)	5.3 dB
---	--------

Appendix A. Test Result of Conducted Test Items

Test Engineer:	Hank Hsu	Temperature:	21~25	°C
Test Date:	2024/11/14~2024/12/14	Relative Humidity:	51~54	%

TEST RESULTS DATA **6dB and 99% Occupied Bandwidth**

Mod.	Data Rate	N _{TX}	CH.	Freq. (MHz)	99% Occupied BW (MHz)	6dB BW (MHz)	6dB BW Limit (MHz)	Pass/Fail
BLE	1Mbps	1	0	2402	1.029	0.661	0.50	Pass
BLE	1Mbps	1	19	2440	1.028	0.660	0.50	Pass
BLE	1Mbps	1	39	2480	1.029	0.659	0.50	Pass

TEST RESULTS DATA **Average Power Table**

Mod.	Data Rate	N _{TX}	CH.	Freq. (MHz)	Average Conducted Power (dBm)	Conducted Power Limit (dBm)	DG (dBi)	EIRP Power (dBm)	EIRP Power Limit (dBm)	Pass /Fail
BLE	1Mbps	1	0	2402	6.50	30.00	2.84	9.34	36.00	Pass
BLE	1Mbps	1	19	2440	7.00	30.00	2.84	9.84	36.00	Pass
BLE	1Mbps	1	39	2480	6.20	30.00	2.84	9.04	36.00	Pass

TEST RESULTS DATA **Peak Power Density**

Mod.	Data Rate	N _{TX}	CH.	Freq. (MHz)	Peak PSD (dBm /100kHz)	Peak PSD (dBm /3kHz)	DG (dBi)	Peak PSD Limit (dBm /3kHz)	Pass/Fail
BLE	1Mbps	1	0	2402	6.41	-8.31	2.84	8.00	Pass
BLE	1Mbps	1	19	2440	6.88	-7.85	2.84	8.00	Pass
BLE	1Mbps	1	39	2480	6.25	-8.55	2.84	8.00	Pass

Note: PSD (dBm/ 100kHz) is a reference level used for Conducted Band Edges and Conducted Spurious Emission 30dBc limit.

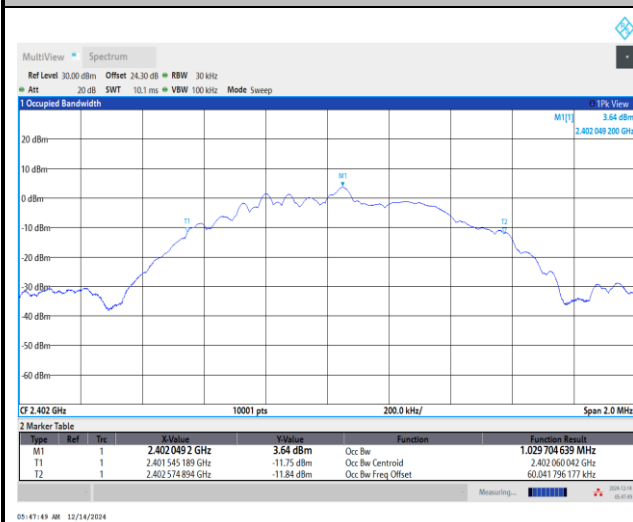
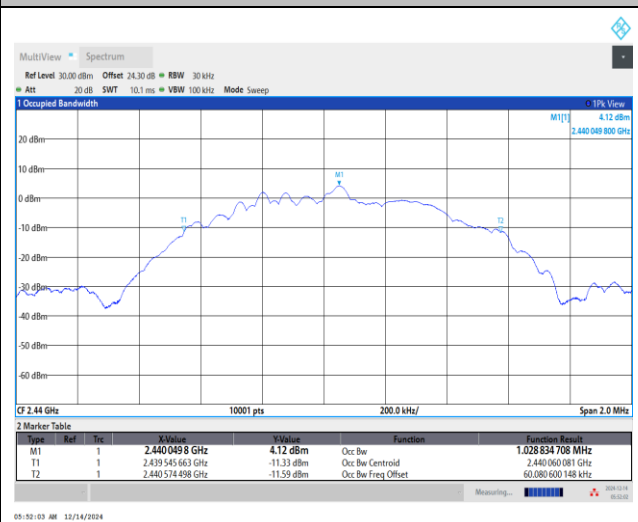
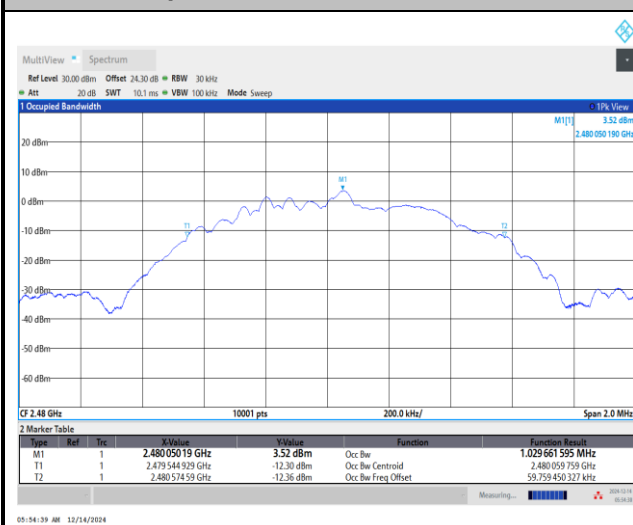


6 dB Bandwidth Plot on Channel 00



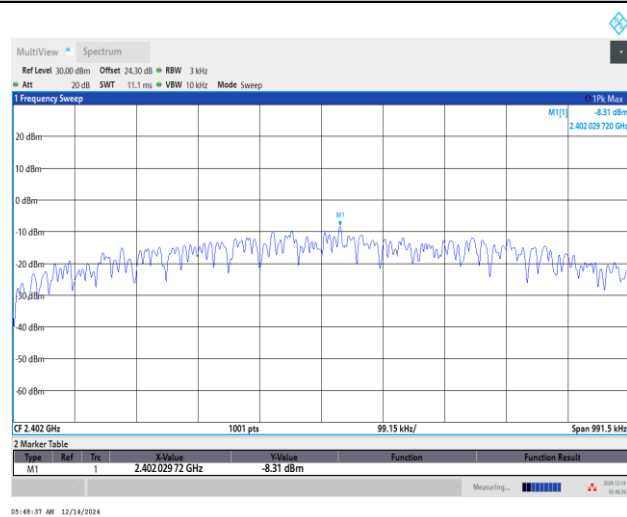
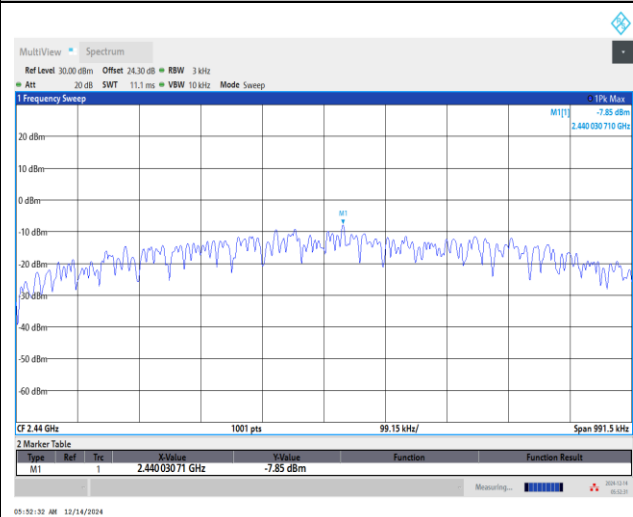
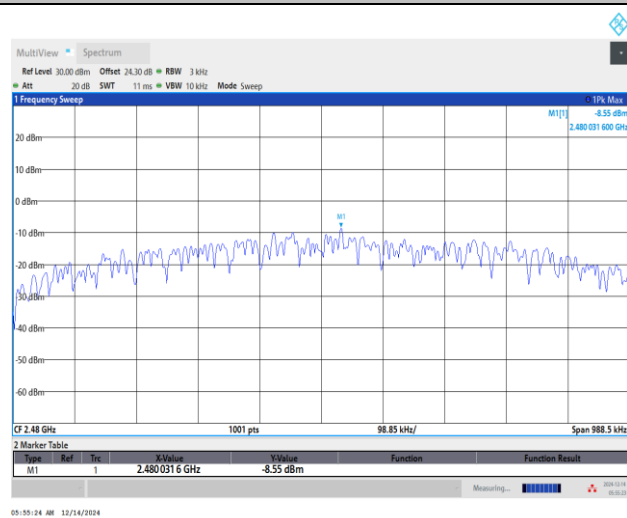
**99% Occupied Bandwidth**

<1Mbps>

99% Occupied Bandwidth Plot on Channel 00**99% Occupied Bandwidth Plot on Channel 19****99% Occupied Bandwidth Plot on Channel 39**

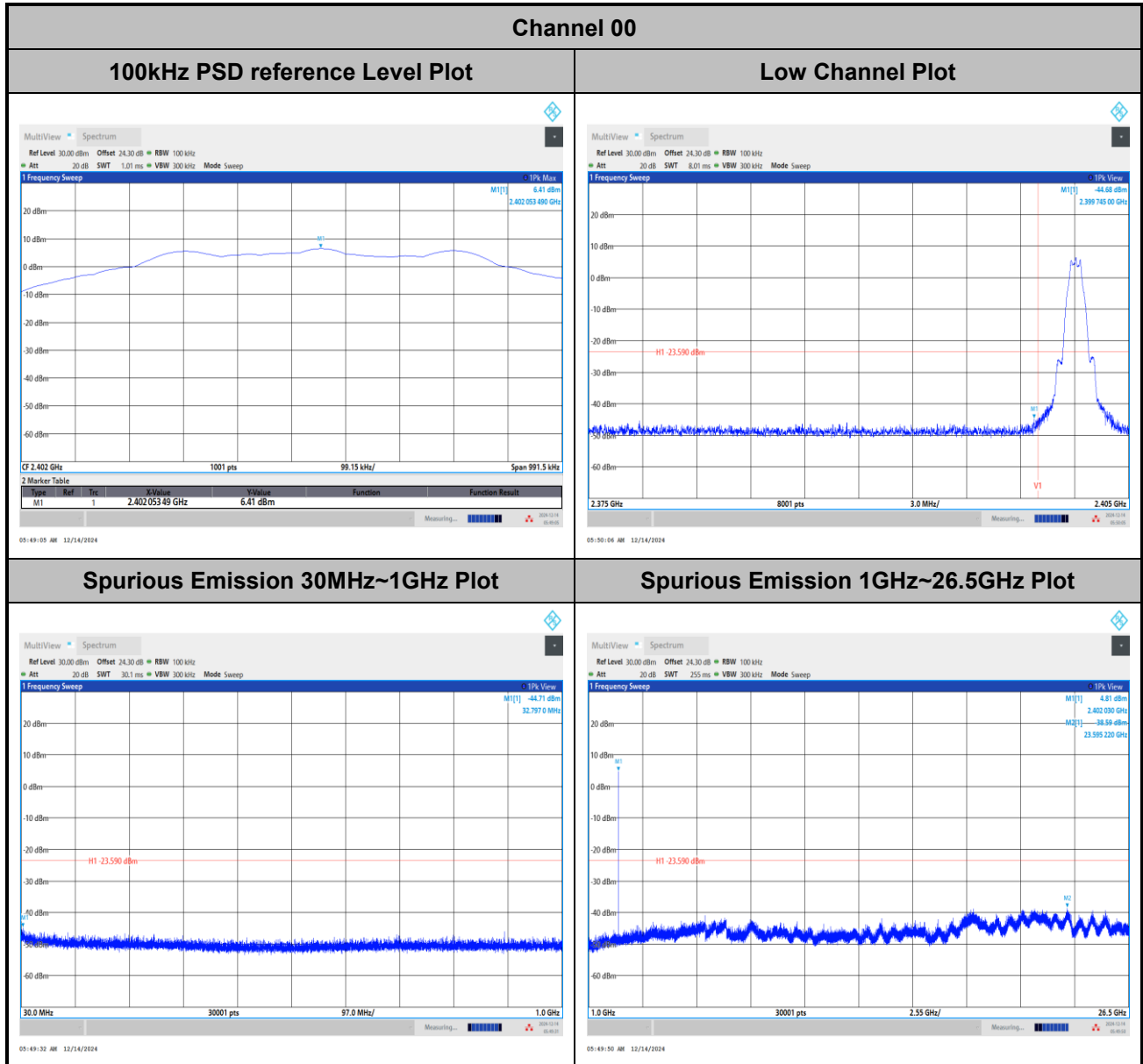
**Power Spectral Density (dBm/3kHz)**

<1Mbps>

Power Density (dBm/3kHz) Plot Channel 00**Power Density (dBm/3kHz) Plot Channel 19****Power Density (dBm/3kHz) Plot Channel 39**

**Band Edge and Conducted Spurious Emission**

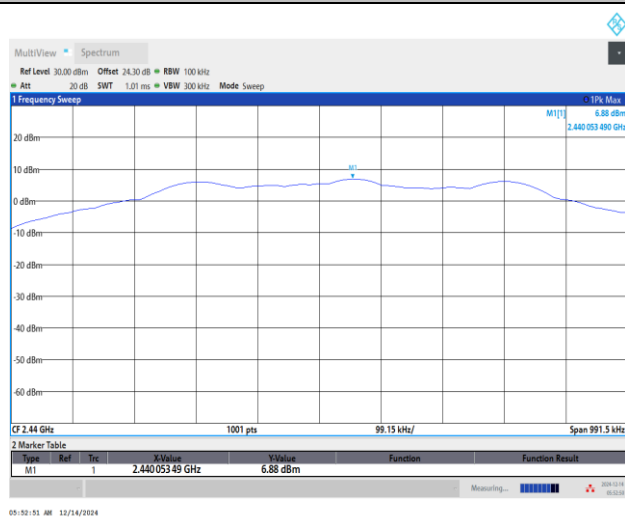
<1Mbps>





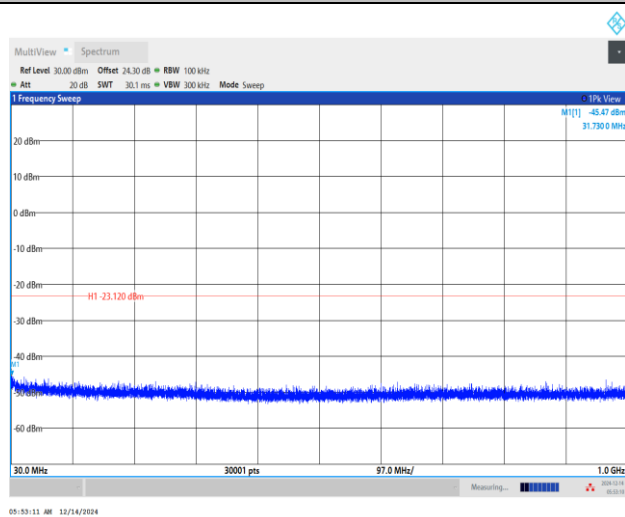
Channel 19

100kHz PSD reference Level Plot

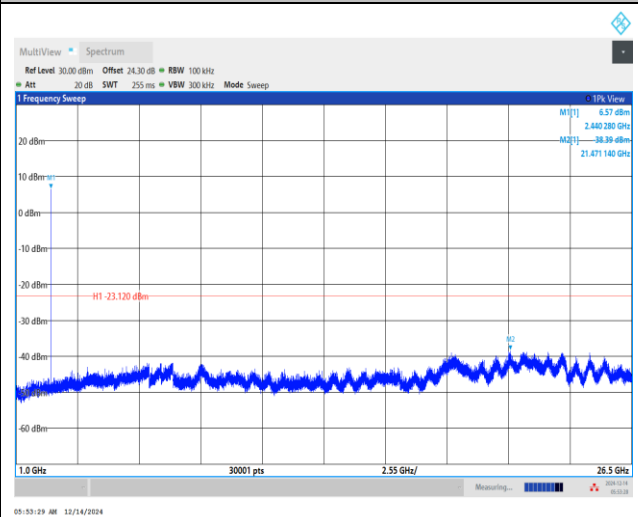


Mid Channel Plot

Spurious Emission 30MHz~1GHz Plot



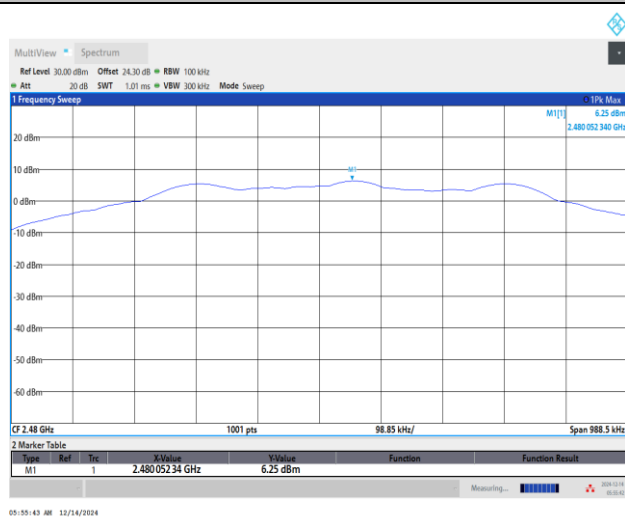
Spurious Emission 1GHz~26.5GHz Plot



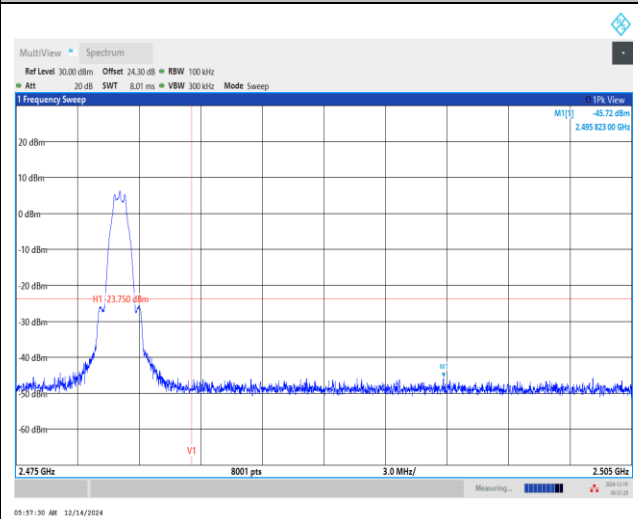


Channel 39

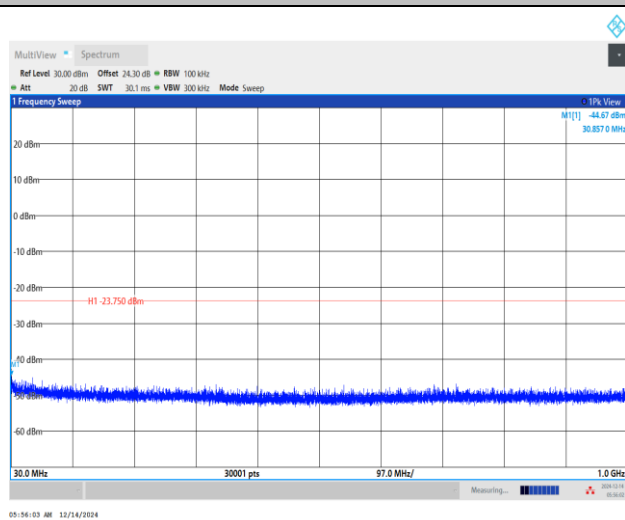
100kHz PSD reference Level Plot



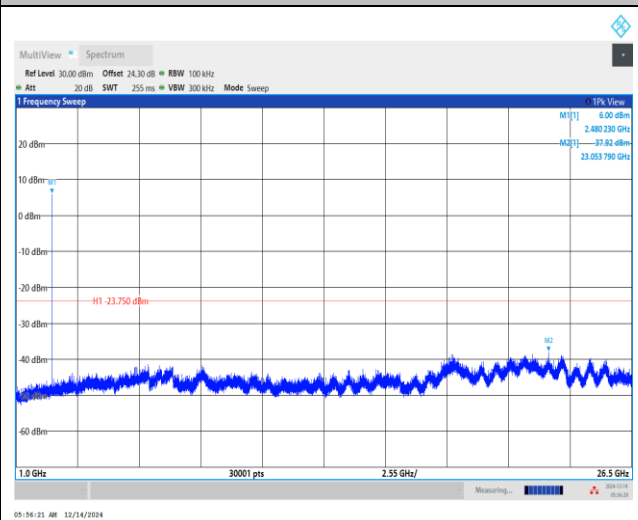
High Channel Plot



Spurious Emission 30MHz~1GHz Plot



Spurious Emission 1GHz~26.5GHz Plot





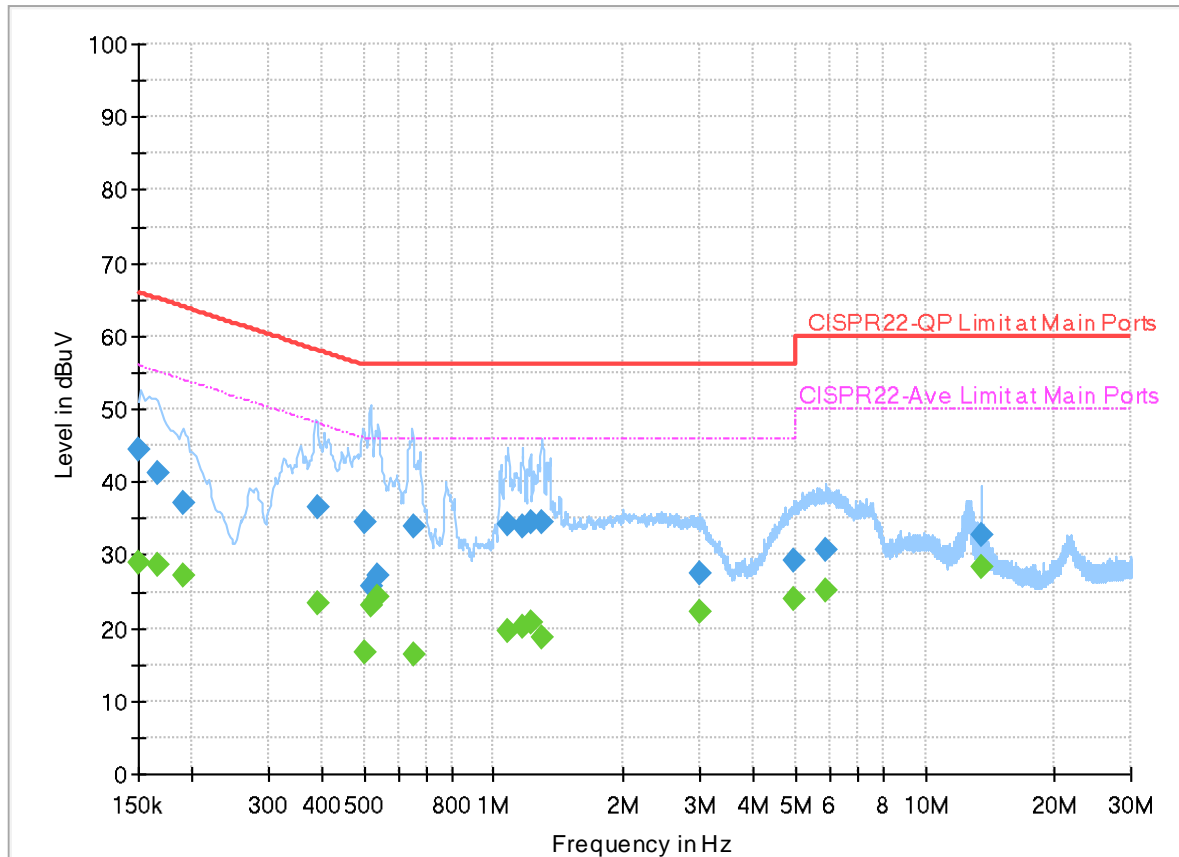
Appendix B. AC Conducted Emission Test Results

Test Engineer :	Louis Chung	Temperature :	20.2~22.6°C
		Relative Humidity :	41.4~52.8%

EUT Information

Report NO : 491831
 Test Mode : Mode 1
 Test Voltage : 120Vac/60Hz
 Phase : Line

Full Spectrum



Final_Result

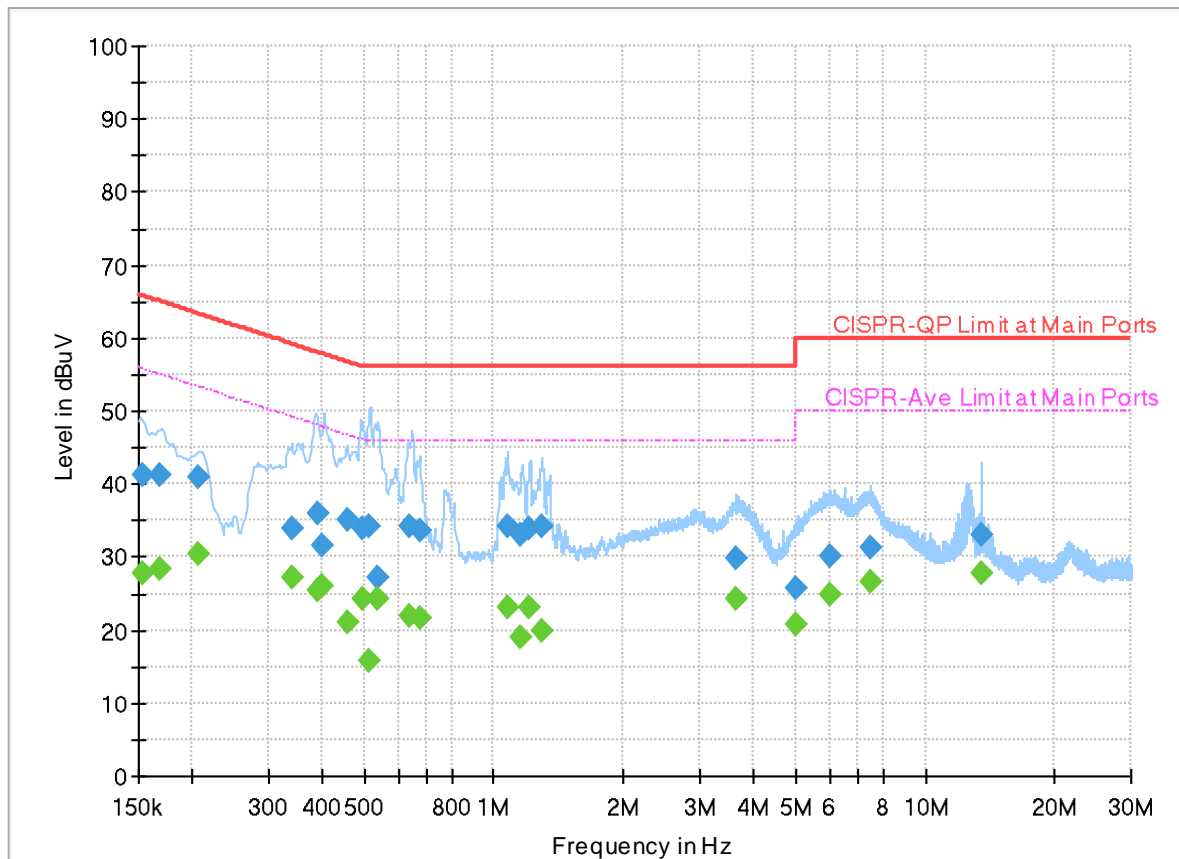
Frequency (MHz)	QuasiPeak (dBuV)	CAverage (dBuV)	Limit (dBuV)	Margin (dB)	Line	PE	Corr. (dB)
0.150000	---	28.82	56.00	27.18	L1	FLO	19.9
0.150000	44.45	---	66.00	21.55	L1	FLO	19.9
0.165750	---	28.67	55.17	26.50	L1	FLO	19.9
0.165750	41.19	---	65.17	23.98	L1	FLO	19.9
0.189600	---	27.32	54.05	26.73	L1	FLO	19.9
0.189600	37.24	---	64.05	26.81	L1	FLO	19.9
0.389850	---	23.44	48.07	24.63	L1	FLO	19.9
0.389850	36.46	---	58.07	21.61	L1	FLO	19.9
0.501000	---	16.64	46.00	29.36	L1	FLO	19.9
0.501000	34.41	---	56.00	21.59	L1	FLO	19.9
0.521250	---	23.19	46.00	22.81	L1	FLO	19.9
0.521250	25.79	---	56.00	30.21	L1	FLO	19.9
0.536910	---	24.23	46.00	21.77	L1	FLO	19.9
0.536910	27.13	---	56.00	28.87	L1	FLO	19.9
0.651300	---	16.33	46.00	29.67	L1	FLO	19.9
0.651300	34.05	---	56.00	21.95	L1	FLO	19.9
1.080150	---	19.73	46.00	26.27	L1	FLO	19.9
1.080150	34.29	---	56.00	21.71	L1	FLO	19.9
1.169250	---	20.24	46.00	25.76	L1	FLO	19.9

1.169250	34.03	---	56.00	21.97	L1	FLO	19.9
1.215870	---	20.86	46.00	25.14	L1	FLO	19.9
1.215870	34.40	---	56.00	21.60	L1	FLO	19.9
1.297500	---	18.59	46.00	27.41	L1	FLO	19.9
1.297500	34.41	---	56.00	21.59	L1	FLO	19.9
3.000570	---	22.10	46.00	23.90	L1	FLO	20.0
3.000570	27.62	---	56.00	28.38	L1	FLO	20.0
4.949970	---	23.99	46.00	22.01	L1	FLO	20.0
4.949970	29.20	---	56.00	26.80	L1	FLO	20.0
5.909550	---	25.18	50.00	24.82	L1	FLO	20.0
5.909550	30.62	---	60.00	29.38	L1	FLO	20.0
13.559460	---	28.44	50.00	21.56	L1	FLO	20.1
13.559460	32.88	---	60.00	27.12	L1	FLO	20.1

EUT Information

Report NO : 491831
 Test Mode : Mode 1
 Test Voltage : 120Vac/60Hz
 Phase : Neutral

Full Spectrum



Final_Result

Frequency (MHz)	QuasiPeak (dBuV)	CAverage (dBuV)	Limit (dBuV)	Margin (dB)	Line	PE	Corr. (dB)
0.152633	41.14	---	65.86	24.72	N	FLO	20.0
0.152633	---	27.91	55.86	27.95	N	FLO	20.0
0.168450	41.27	---	65.04	23.77	N	FLO	19.9
0.168450	---	28.23	55.04	26.81	N	FLO	19.9
0.206970	40.82	---	63.33	22.51	N	FLO	19.9
0.206970	---	30.47	53.33	22.86	N	FLO	19.9
0.342510	33.81	---	59.14	25.33	N	FLO	19.9
0.342510	---	27.13	49.14	22.01	N	FLO	19.9
0.390750	36.06	---	58.05	21.99	N	FLO	19.9
0.390750	---	25.58	48.05	22.47	N	FLO	19.9
0.401910	31.70	---	57.81	26.11	N	FLO	19.9
0.401910	---	25.89	47.81	21.92	N	FLO	19.9
0.458160	34.97	---	56.73	21.76	N	FLO	19.9
0.458160	---	21.02	46.73	25.71	N	FLO	19.9
0.495690	34.02	---	56.07	22.05	N	FLO	19.9
0.495690	---	24.29	46.07	21.78	N	FLO	19.9
0.513690	34.19	---	56.00	21.81	N	FLO	19.9
0.513690	---	15.71	46.00	30.29	N	FLO	19.9
0.535830	27.09	---	56.00	28.91	N	FLO	19.9

0.535830	---	24.32	46.00	21.68	N	FLO	19.9
0.640770	34.13	---	56.00	21.87	N	FLO	19.9
0.640770	---	21.92	46.00	24.08	N	FLO	19.9
0.674970	33.59	---	56.00	22.41	N	FLO	19.9
0.674970	---	21.59	46.00	24.41	N	FLO	19.9
1.076820	34.11	---	56.00	21.89	N	FLO	20.0
1.076820	---	23.11	46.00	22.89	N	FLO	20.0
1.155750	33.07	---	56.00	22.93	N	FLO	20.0
1.155750	---	19.01	46.00	26.99	N	FLO	20.0
1.210920	34.05	---	56.00	21.95	N	FLO	20.0
1.210920	---	22.96	46.00	23.04	N	FLO	20.0
1.294260	34.17	---	56.00	21.83	N	FLO	20.0
1.294260	---	19.77	46.00	26.23	N	FLO	20.0
3.664500	29.76	---	56.00	26.24	N	FLO	20.0
3.664500	---	24.34	46.00	21.66	N	FLO	20.0
4.991010	25.61	---	56.00	30.39	N	FLO	20.0
4.991010	---	20.86	46.00	25.14	N	FLO	20.0
6.034380	30.23	---	60.00	29.77	N	FLO	20.0
6.034380	---	24.79	50.00	25.21	N	FLO	20.0
7.501560	31.36	---	60.00	28.64	N	FLO	20.1
7.501560	---	26.58	50.00	23.42	N	FLO	20.1
13.560540	32.99	---	60.00	27.01	N	FLO	20.1
13.560540	---	27.84	50.00	22.16	N	FLO	20.1



Appendix C. Radiated Spurious Emission Test Data

Test Engineer :	Daniel Lee, Fu Chen and Troye Hsieh	Temperature :	19.2~20.6°C
		Relative Humidity :	51.8~65.6%

Note symbol

-L	Low channel location
-R	High channel location

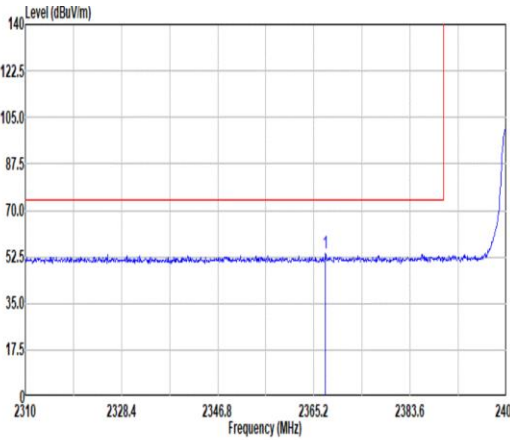
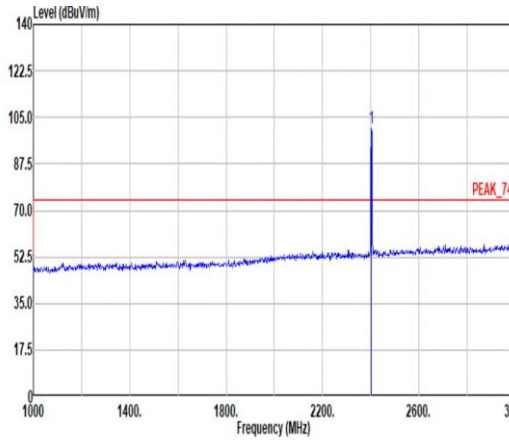
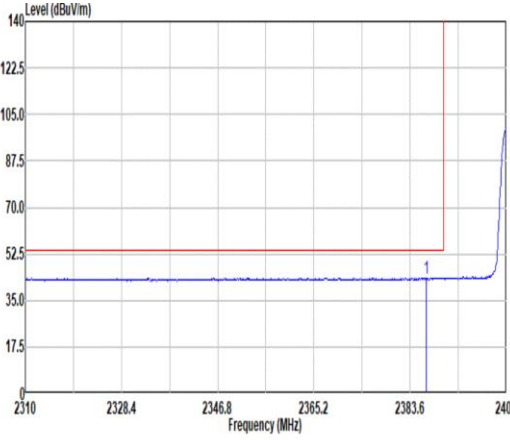
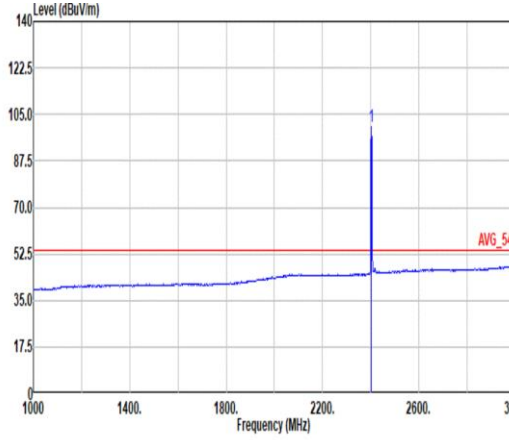
C1. Radiated Spurious Emission Test Modes

Mode	Band (MHz)	Antenna	Modulation	Channel	Frequency	Data Rate	RU	Remark
Mode 4	2400-2483.5	SISO	Bluetooth-LE_GSKF	00	2402	1Mbps	-	-
Mode 5	2400-2483.5	SISO	Bluetooth-LE_GSKF	19	2440	1Mbps	-	-
Mode 6	2400-2483.5	SISO	Bluetooth-LE_GSKF	39	2480	1Mbps	-	-
Mode 21	2400-2483.5	SISO	Bluetooth-LE_GSKF	39	2480	1Mbps	-	SHF
Mode 22	2400-2483.5	SISO	Bluetooth-LE_GSKF	39	2480	1Mbps	-	LF

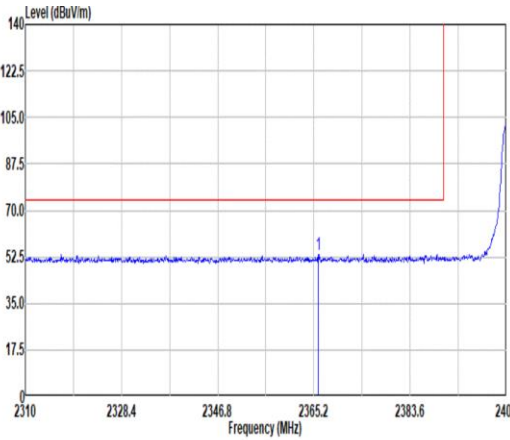
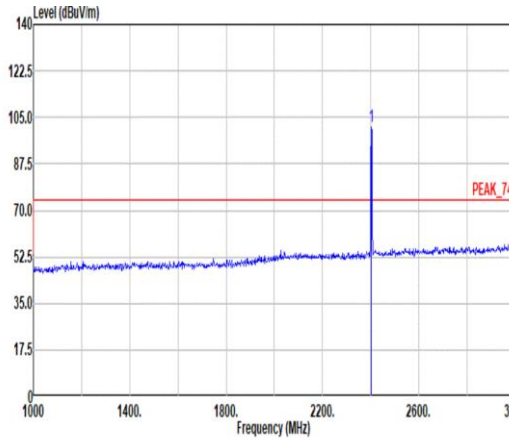
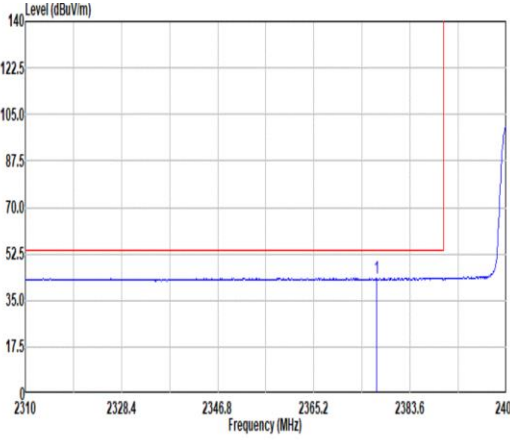
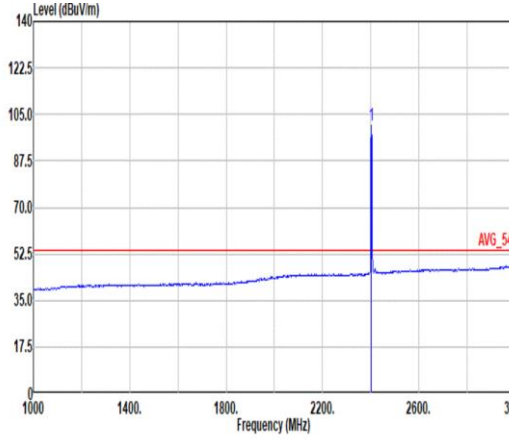
C2. Summary of each worse mode

Mode	Modulation	Ch.	Freq. (MHz)	Level (dBuV/m)	Limit (dBuV/m)	Margin (dB)	Pol.	Peak Avg.	Result	RU	Remark
4	Bluetooth-LE_GSKF	00	2377.16	43.56	54.00	-10.44	V	Avg.	Pass	-	Band Edge
	Bluetooth-LE_GSKF	00	4804.00	40.55	54.00	-13.45	H	Avg.	Pass	-	Harmonic
5	Bluetooth-LE_GSKF	19	2498.14	44.44	54.00	-9.56	V	Avg.	Pass	-	Band Edge
	Bluetooth-LE_GSKF	19	4880.00	42.36	54.00	-11.64	H	Avg.	Pass	-	Harmonic
6	Bluetooth-LE_GSKF	39	2485.26	43.81	54.00	-10.19	H	Avg.	Pass	-	Band Edge
	Bluetooth-LE_GSKF	39	4960.00	44.86	54.00	-9.14	H	Avg.	Pass	-	Harmonic
21	SHF	39	25826.32	41.30	74.00	-32.70	V	Peak	Pass	-	SHF
22	LF	39	60.07	33.42	40.00	-6.58	V	-	Pass	-	LF

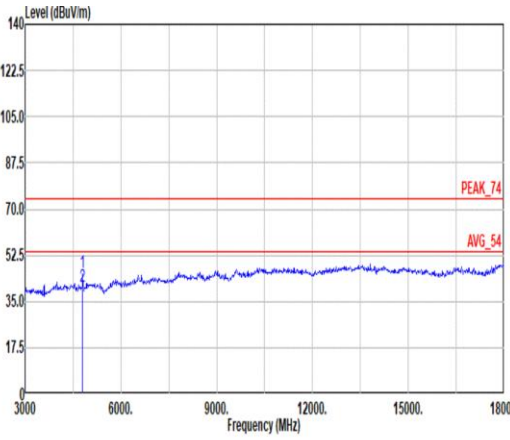
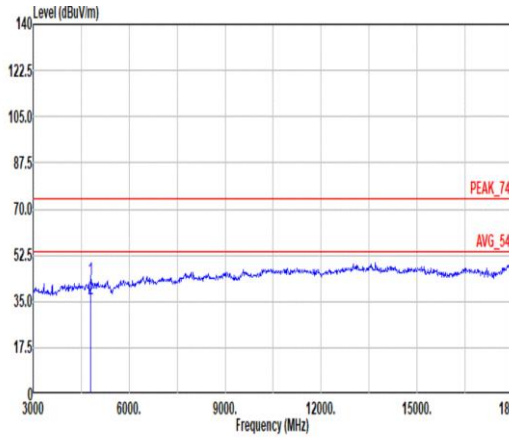


	4																																																																																																		
Mode	Band Edge																																																																																																		
	2400-2483.5_Bluetooth-LE_GSKF_CH00_2402MHz																																																																																																		
ANT	SISO																																																																																																		
Pol.	Horizontal						Fundamental																																																																																												
Peak																																																																																																			
	<p>Site : 03CH11-HY Condition: PEAK_BE_74 3m 91200_01620_240828 HORIZONTAL : RBW:1000.000kHz VBW:3000.000kHz SWT:Auto</p> <table><thead><tr><th></th><th>Limit</th><th>Read</th><th>Ant</th><th>Cable</th><th>Preamp</th><th>Aux</th><th>APos</th><th>TPos</th><th></th></tr><tr><th>Freq</th><th>Level</th><th>Line Margin</th><th>Level Factor</th><th>Loss Factor</th><th>Factor</th><th>Factor</th><th></th><th></th><th>Remark</th></tr><tr><th></th><th>MHz</th><th>dBuV/m</th><th>dBuV/m</th><th>dB</th><th>dB/m</th><th>dB</th><th>dB</th><th>dB</th><th>cm</th><th>deg</th></tr></thead><tbody><tr><td>1</td><td>2367.41</td><td>53.70</td><td>74.00</td><td>-20.30</td><td>43.06</td><td>27.20</td><td>6.77</td><td>33.35</td><td>10.02</td><td>112</td><td>360</td><td>PEAK</td></tr></tbody></table>							Limit	Read	Ant	Cable	Preamp	Aux	APos	TPos		Freq	Level	Line Margin	Level Factor	Loss Factor	Factor	Factor			Remark		MHz	dBuV/m	dBuV/m	dB	dB/m	dB	dB	dB	cm	deg	1	2367.41	53.70	74.00	-20.30	43.06	27.20	6.77	33.35	10.02	112	360	PEAK	<p>Site : 03CH11-HY Condition: PEAK_74 3m 91200_01620_240828 HORIZONTAL : RBW:1000.000kHz VBW:3000.000kHz SWT:Auto</p> <table><thead><tr><th></th><th>Limit</th><th>Read</th><th>Ant</th><th>Cable</th><th>Preamp</th><th>Aux</th><th>APos</th><th>TPos</th><th></th></tr><tr><th>Freq</th><th>Level</th><th>Line Margin</th><th>Level Factor</th><th>Loss Factor</th><th>Factor</th><th>Factor</th><th></th><th></th><th>Remark</th></tr><tr><th></th><th>MHz</th><th>dBuV/m</th><th>dBuV/m</th><th>dB</th><th>dB/m</th><th>dB</th><th>dB</th><th>dB</th><th>cm</th><th>deg</th></tr></thead><tbody><tr><td>1</td><td>2402.00</td><td>100.78</td><td>-----</td><td>-----</td><td>89.89</td><td>27.40</td><td>6.79</td><td>33.33</td><td>10.03</td><td>112</td><td>360</td><td>PEAK</td></tr></tbody></table>							Limit	Read	Ant	Cable	Preamp	Aux	APos	TPos		Freq	Level	Line Margin	Level Factor	Loss Factor	Factor	Factor			Remark		MHz	dBuV/m	dBuV/m	dB	dB/m	dB	dB	dB	cm	deg	1	2402.00	100.78	-----	-----	89.89	27.40	6.79	33.33	10.03	112	360
	Limit	Read	Ant	Cable	Preamp	Aux	APos	TPos																																																																																											
Freq	Level	Line Margin	Level Factor	Loss Factor	Factor	Factor			Remark																																																																																										
	MHz	dBuV/m	dBuV/m	dB	dB/m	dB	dB	dB	cm	deg																																																																																									
1	2367.41	53.70	74.00	-20.30	43.06	27.20	6.77	33.35	10.02	112	360	PEAK																																																																																							
	Limit	Read	Ant	Cable	Preamp	Aux	APos	TPos																																																																																											
Freq	Level	Line Margin	Level Factor	Loss Factor	Factor	Factor			Remark																																																																																										
	MHz	dBuV/m	dBuV/m	dB	dB/m	dB	dB	dB	cm	deg																																																																																									
1	2402.00	100.78	-----	-----	89.89	27.40	6.79	33.33	10.03	112	360	PEAK																																																																																							
Avg.																																																																																																			
	<p>Site : 03CH11-HY Condition: AVG_BE_54 3m 91200_01620_240828 HORIZONTAL : RBW:1000.000kHz VBW:2.700kHz SWT:Auto</p> <table><thead><tr><th></th><th>Limit</th><th>Read</th><th>Ant</th><th>Cable</th><th>Preamp</th><th>Aux</th><th>APos</th><th>TPos</th><th></th></tr><tr><th>Freq</th><th>Level</th><th>Line Margin</th><th>Level Factor</th><th>Loss Factor</th><th>Factor</th><th>Factor</th><th></th><th></th><th>Remark</th></tr><tr><th></th><th>MHz</th><th>dBuV/m</th><th>dBuV/m</th><th>dB</th><th>dB/m</th><th>dB</th><th>dB</th><th>dB</th><th>cm</th><th>deg</th></tr></thead><tbody><tr><td>1</td><td>2386.73</td><td>43.43</td><td>54.00</td><td>-10.57</td><td>32.69</td><td>27.27</td><td>6.78</td><td>33.34</td><td>10.03</td><td>112</td><td>360</td><td>AVERAGE</td></tr></tbody></table>							Limit	Read	Ant	Cable	Preamp	Aux	APos	TPos		Freq	Level	Line Margin	Level Factor	Loss Factor	Factor	Factor			Remark		MHz	dBuV/m	dBuV/m	dB	dB/m	dB	dB	dB	cm	deg	1	2386.73	43.43	54.00	-10.57	32.69	27.27	6.78	33.34	10.03	112	360	AVERAGE	<p>Site : 03CH11-HY Condition: AVG_54 3m 91200_01620_240828 HORIZONTAL : RBW:1000.000kHz VBW:2.700kHz SWT:Auto</p> <table><thead><tr><th></th><th>Limit</th><th>Read</th><th>Ant</th><th>Cable</th><th>Preamp</th><th>Aux</th><th>APos</th><th>TPos</th><th></th></tr><tr><th>Freq</th><th>Level</th><th>Line Margin</th><th>Level Factor</th><th>Loss Factor</th><th>Factor</th><th>Factor</th><th></th><th></th><th>Remark</th></tr><tr><th></th><th>MHz</th><th>dBuV/m</th><th>dBuV/m</th><th>dB</th><th>dB/m</th><th>dB</th><th>dB</th><th>dB</th><th>cm</th><th>deg</th></tr></thead><tbody><tr><td>1</td><td>2402.00</td><td>100.30</td><td>-----</td><td>-----</td><td>89.41</td><td>27.40</td><td>6.79</td><td>33.33</td><td>10.03</td><td>112</td><td>360</td><td>AVERAGE</td></tr></tbody></table>							Limit	Read	Ant	Cable	Preamp	Aux	APos	TPos		Freq	Level	Line Margin	Level Factor	Loss Factor	Factor	Factor			Remark		MHz	dBuV/m	dBuV/m	dB	dB/m	dB	dB	dB	cm	deg	1	2402.00	100.30	-----	-----	89.41	27.40	6.79	33.33	10.03	112	360
	Limit	Read	Ant	Cable	Preamp	Aux	APos	TPos																																																																																											
Freq	Level	Line Margin	Level Factor	Loss Factor	Factor	Factor			Remark																																																																																										
	MHz	dBuV/m	dBuV/m	dB	dB/m	dB	dB	dB	cm	deg																																																																																									
1	2386.73	43.43	54.00	-10.57	32.69	27.27	6.78	33.34	10.03	112	360	AVERAGE																																																																																							
	Limit	Read	Ant	Cable	Preamp	Aux	APos	TPos																																																																																											
Freq	Level	Line Margin	Level Factor	Loss Factor	Factor	Factor			Remark																																																																																										
	MHz	dBuV/m	dBuV/m	dB	dB/m	dB	dB	dB	cm	deg																																																																																									
1	2402.00	100.30	-----	-----	89.41	27.40	6.79	33.33	10.03	112	360	AVERAGE																																																																																							



		4																																																																																																
Mode	Band Edge																																																																																																	
	2400-2483.5_Bluetooth-LE_GSKF_CH00_2402MHz																																																																																																	
ANT	SISO																																																																																																	
Pol.	Vertical						Fundamental																																																																																											
Peak																																																																																																		
	Site : 03CH11-HY Condition: PEAK_BE_74 3m 91200_01620_240828 VERTICAL : RBW:1000.000kHz VBW:3000.000kHz SMT:Auto						Site : 03CH11-HY Condition: PEAK_74 3m 91200_01620_240828 VERTICAL : RBW:1000.000kHz VBW:3000.000kHz SMT:Auto																																																																																											
<table><thead><tr><th></th><th>Limit</th><th>Read</th><th>Ant</th><th>Cable</th><th>Preamp</th><th>Aux</th><th>APos</th><th>TPos</th><th colspan="2">Remark</th></tr><tr><th>Freq</th><th>Level</th><th>Line Margin</th><th>Level Factor</th><th>Loss Factor</th><th>Factor</th><th>Factor</th><th></th><th></th><th colspan="2"></th></tr><tr><th></th><th>MHz</th><th>dBuV/m</th><th>dBuV/m</th><th>dB</th><th>dBuV</th><th>dB/m</th><th>dB</th><th>dB</th><th>cm</th><th>deg</th></tr></thead><tbody><tr><td>1</td><td>2366.03</td><td>53.52</td><td>74.00</td><td>-20.48</td><td>42.09</td><td>27.20</td><td>6.76</td><td>33.35</td><td>10.02</td><td>302 90 PEAK</td></tr></tbody></table>							Limit	Read	Ant	Cable	Preamp	Aux	APos	TPos	Remark		Freq	Level	Line Margin	Level Factor	Loss Factor	Factor	Factor						MHz	dBuV/m	dBuV/m	dB	dBuV	dB/m	dB	dB	cm	deg	1	2366.03	53.52	74.00	-20.48	42.09	27.20	6.76	33.35	10.02	302 90 PEAK	<table><thead><tr><th></th><th>Limit</th><th>Read</th><th>Ant</th><th>Cable</th><th>Preamp</th><th>Aux</th><th>APos</th><th>TPos</th><th colspan="2">Remark</th></tr><tr><th>Freq</th><th>Level</th><th>Line Margin</th><th>Level Factor</th><th>Loss Factor</th><th>Factor</th><th>Factor</th><th></th><th></th><th colspan="2"></th></tr><tr><th></th><th>MHz</th><th>dBuV/m</th><th>dBuV/m</th><th>dB</th><th>dBuV</th><th>dB/m</th><th>dB</th><th>dB</th><th>cm</th><th>deg</th></tr></thead><tbody><tr><td>1</td><td>2402.00</td><td>101.68</td><td>-----</td><td>-----</td><td>90.79</td><td>27.40</td><td>6.79</td><td>33.33</td><td>10.03</td><td>302 90 PEAK</td></tr></tbody></table>						Limit	Read	Ant	Cable	Preamp	Aux	APos	TPos	Remark		Freq	Level	Line Margin	Level Factor	Loss Factor	Factor	Factor						MHz	dBuV/m	dBuV/m	dB	dBuV	dB/m	dB	dB	cm	deg	1	2402.00	101.68	-----	-----	90.79	27.40	6.79	33.33	10.03	302 90 PEAK
	Limit	Read	Ant	Cable	Preamp	Aux	APos	TPos	Remark																																																																																									
Freq	Level	Line Margin	Level Factor	Loss Factor	Factor	Factor																																																																																												
	MHz	dBuV/m	dBuV/m	dB	dBuV	dB/m	dB	dB	cm	deg																																																																																								
1	2366.03	53.52	74.00	-20.48	42.09	27.20	6.76	33.35	10.02	302 90 PEAK																																																																																								
	Limit	Read	Ant	Cable	Preamp	Aux	APos	TPos	Remark																																																																																									
Freq	Level	Line Margin	Level Factor	Loss Factor	Factor	Factor																																																																																												
	MHz	dBuV/m	dBuV/m	dB	dBuV	dB/m	dB	dB	cm	deg																																																																																								
1	2402.00	101.68	-----	-----	90.79	27.40	6.79	33.33	10.03	302 90 PEAK																																																																																								
Avg.																																																																																																		
	Site : 03CH11-HY Condition: AVG_BE_54 3m 91200_01620_240828 VERTICAL : RBW:1000.000kHz VBW:2.700kHz SMT:Auto						Site : 03CH11-HY Condition: AVG_54 3m 91200_01620_240828 VERTICAL : RBW:1000.000kHz VBW:2.700kHz SMT:Auto																																																																																											
<table><thead><tr><th></th><th>Limit</th><th>Read</th><th>Ant</th><th>Cable</th><th>Preamp</th><th>Aux</th><th>APos</th><th>TPos</th><th colspan="2">Remark</th></tr><tr><th>Freq</th><th>Level</th><th>Line Margin</th><th>Level Factor</th><th>Loss Factor</th><th>Factor</th><th>Factor</th><th></th><th></th><th colspan="2"></th></tr><tr><th></th><th>MHz</th><th>dBuV/m</th><th>dBuV/m</th><th>dB</th><th>dBuV</th><th>dB/m</th><th>dB</th><th>dB</th><th>cm</th><th>deg</th></tr></thead><tbody><tr><td>1</td><td>2377.16</td><td>43.56</td><td>54.00</td><td>-10.44</td><td>32.92</td><td>27.20</td><td>6.77</td><td>33.35</td><td>10.02</td><td>302 90 AVERAGE</td></tr></tbody></table>							Limit	Read	Ant	Cable	Preamp	Aux	APos	TPos	Remark		Freq	Level	Line Margin	Level Factor	Loss Factor	Factor	Factor						MHz	dBuV/m	dBuV/m	dB	dBuV	dB/m	dB	dB	cm	deg	1	2377.16	43.56	54.00	-10.44	32.92	27.20	6.77	33.35	10.02	302 90 AVERAGE	<table><thead><tr><th></th><th>Limit</th><th>Read</th><th>Ant</th><th>Cable</th><th>Preamp</th><th>Aux</th><th>APos</th><th>TPos</th><th colspan="2">Remark</th></tr><tr><th>Freq</th><th>Level</th><th>Line Margin</th><th>Level Factor</th><th>Loss Factor</th><th>Factor</th><th>Factor</th><th></th><th></th><th colspan="2"></th></tr><tr><th></th><th>MHz</th><th>dBuV/m</th><th>dBuV/m</th><th>dB</th><th>dBuV</th><th>dB/m</th><th>dB</th><th>dB</th><th>cm</th><th>deg</th></tr></thead><tbody><tr><td>1</td><td>2402.00</td><td>101.11</td><td>-----</td><td>-----</td><td>90.22</td><td>27.40</td><td>6.79</td><td>33.33</td><td>10.03</td><td>302 90 AVERAGE</td></tr></tbody></table>						Limit	Read	Ant	Cable	Preamp	Aux	APos	TPos	Remark		Freq	Level	Line Margin	Level Factor	Loss Factor	Factor	Factor						MHz	dBuV/m	dBuV/m	dB	dBuV	dB/m	dB	dB	cm	deg	1	2402.00	101.11	-----	-----	90.22	27.40	6.79	33.33	10.03	302 90 AVERAGE
	Limit	Read	Ant	Cable	Preamp	Aux	APos	TPos	Remark																																																																																									
Freq	Level	Line Margin	Level Factor	Loss Factor	Factor	Factor																																																																																												
	MHz	dBuV/m	dBuV/m	dB	dBuV	dB/m	dB	dB	cm	deg																																																																																								
1	2377.16	43.56	54.00	-10.44	32.92	27.20	6.77	33.35	10.02	302 90 AVERAGE																																																																																								
	Limit	Read	Ant	Cable	Preamp	Aux	APos	TPos	Remark																																																																																									
Freq	Level	Line Margin	Level Factor	Loss Factor	Factor	Factor																																																																																												
	MHz	dBuV/m	dBuV/m	dB	dBuV	dB/m	dB	dB	cm	deg																																																																																								
1	2402.00	101.11	-----	-----	90.22	27.40	6.79	33.33	10.03	302 90 AVERAGE																																																																																								

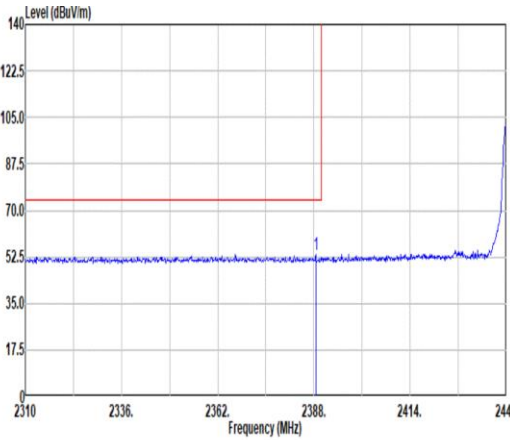
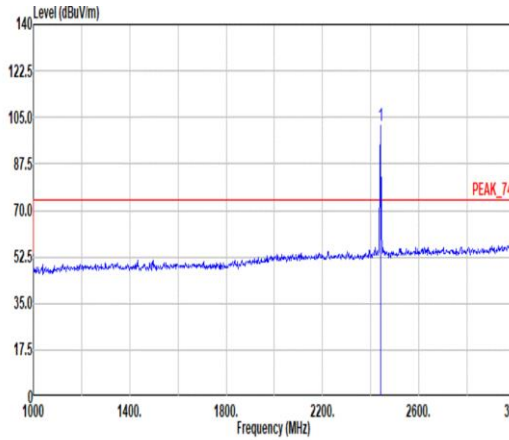
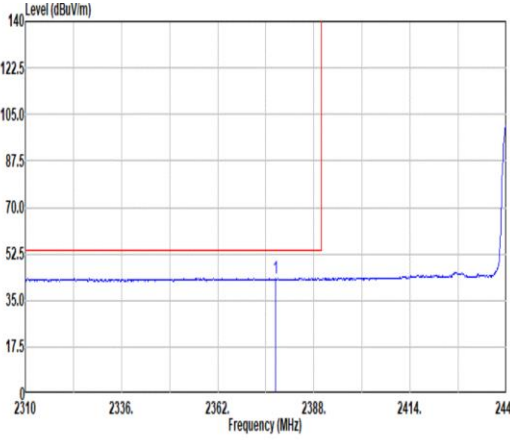
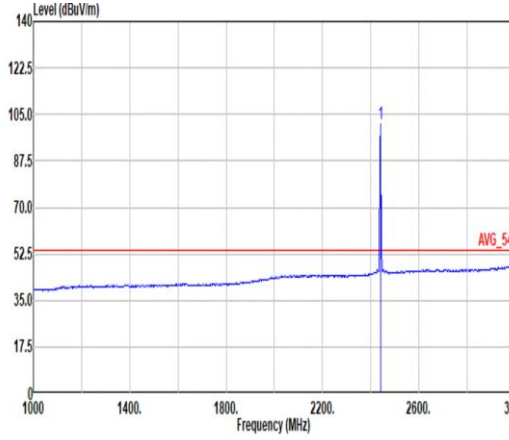


Mode	4																																																																																																																			
	Harmonic																																																																																																																			
	2400-2483.5_Bluetooth-LE_GSKF_CH00_2402MHz																																																																																																																			
ANT	SISO																																																																																																																			
Pol.	Horizontal	Vertical																																																																																																																		
Peak Avg.	<div><p>Site : 03CH11-HY Condition: PEAK_74 3m 91280_01620_240828 HORIZONTAL</p><table><tr><th></th><th>Limit</th><th>Read</th><th>Ant</th><th>Cable</th><th>Preamp</th><th>Aux</th><th>APos</th><th>TPos</th><th></th></tr><tr><th>Freq</th><th>Level</th><th>Line</th><th>Margin</th><th>Level</th><th>Factor</th><th>Loss</th><th>Factor</th><th>Factor</th><th>Remark</th></tr><tr><th></th><th>MHz</th><th>dBuV/m</th><th>dBuV/m</th><th>dB</th><th>dBuV</th><th>dB/m</th><th>dB</th><th>dB</th><th>cm</th><th>deg</th></tr><tr><td>1</td><td>4804.00</td><td>46.14</td><td>74.00</td><td>-27.86</td><td>60.52</td><td>32.32</td><td>11.33</td><td>58.53</td><td>0.50</td><td>214</td><td>302</td><td>Peak</td></tr><tr><td>2</td><td>4804.00</td><td>40.55</td><td>54.00</td><td>-13.45</td><td>54.93</td><td>32.32</td><td>11.33</td><td>58.53</td><td>0.50</td><td>214</td><td>302</td><td>Average</td></tr></table></div>		Limit	Read	Ant	Cable	Preamp	Aux	APos	TPos		Freq	Level	Line	Margin	Level	Factor	Loss	Factor	Factor	Remark		MHz	dBuV/m	dBuV/m	dB	dBuV	dB/m	dB	dB	cm	deg	1	4804.00	46.14	74.00	-27.86	60.52	32.32	11.33	58.53	0.50	214	302	Peak	2	4804.00	40.55	54.00	-13.45	54.93	32.32	11.33	58.53	0.50	214	302	Average	<div><p>Site : 03CH11-HY Condition: PEAK_74 3m 91280_01620_240828 VERTICAL</p><table><tr><th></th><th>Limit</th><th>Read</th><th>Ant</th><th>Cable</th><th>Preamp</th><th>Aux</th><th>APos</th><th>TPos</th><th></th></tr><tr><th>Freq</th><th>Level</th><th>Line</th><th>Margin</th><th>Level</th><th>Factor</th><th>Loss</th><th>Factor</th><th>Factor</th><th>Remark</th></tr><tr><th></th><th>MHz</th><th>dBuV/m</th><th>dBuV/m</th><th>dB</th><th>dBuV</th><th>dB/m</th><th>dB</th><th>dB</th><th>cm</th><th>deg</th></tr><tr><td>1</td><td>4804.00</td><td>43.18</td><td>74.00</td><td>-30.82</td><td>57.56</td><td>32.32</td><td>11.33</td><td>58.53</td><td>0.50</td><td>400</td><td>266</td><td>Peak</td></tr><tr><td>2</td><td>4804.00</td><td>36.15</td><td>54.00</td><td>-17.85</td><td>50.53</td><td>32.32</td><td>11.33</td><td>58.53</td><td>0.50</td><td>400</td><td>266</td><td>Average</td></tr></table></div>		Limit	Read	Ant	Cable	Preamp	Aux	APos	TPos		Freq	Level	Line	Margin	Level	Factor	Loss	Factor	Factor	Remark		MHz	dBuV/m	dBuV/m	dB	dBuV	dB/m	dB	dB	cm	deg	1	4804.00	43.18	74.00	-30.82	57.56	32.32	11.33	58.53	0.50	400	266	Peak	2	4804.00	36.15	54.00	-17.85	50.53	32.32	11.33	58.53	0.50	400	266	Average
	Limit	Read	Ant	Cable	Preamp	Aux	APos	TPos																																																																																																												
Freq	Level	Line	Margin	Level	Factor	Loss	Factor	Factor	Remark																																																																																																											
	MHz	dBuV/m	dBuV/m	dB	dBuV	dB/m	dB	dB	cm	deg																																																																																																										
1	4804.00	46.14	74.00	-27.86	60.52	32.32	11.33	58.53	0.50	214	302	Peak																																																																																																								
2	4804.00	40.55	54.00	-13.45	54.93	32.32	11.33	58.53	0.50	214	302	Average																																																																																																								
	Limit	Read	Ant	Cable	Preamp	Aux	APos	TPos																																																																																																												
Freq	Level	Line	Margin	Level	Factor	Loss	Factor	Factor	Remark																																																																																																											
	MHz	dBuV/m	dBuV/m	dB	dBuV	dB/m	dB	dB	cm	deg																																																																																																										
1	4804.00	43.18	74.00	-30.82	57.56	32.32	11.33	58.53	0.50	400	266	Peak																																																																																																								
2	4804.00	36.15	54.00	-17.85	50.53	32.32	11.33	58.53	0.50	400	266	Average																																																																																																								

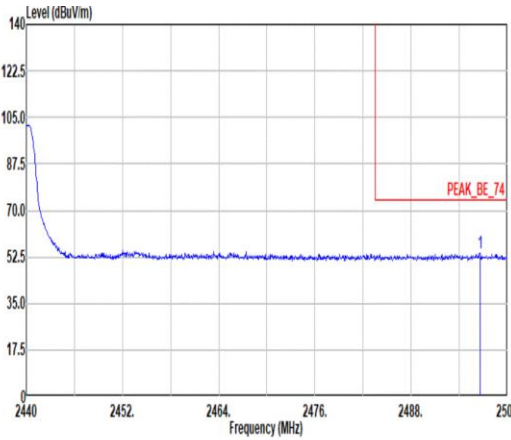
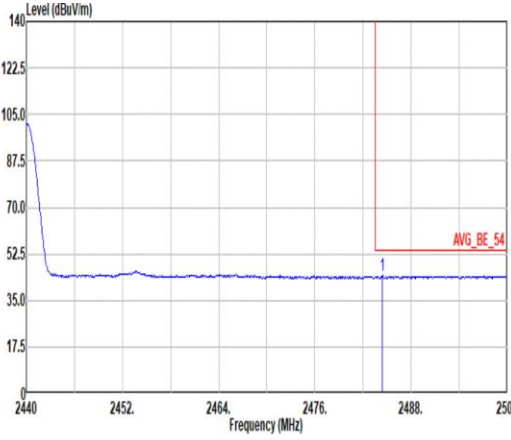


Mode	4	
	Harmonic	
	2400-2483.5_Bluetooth-LE_GSKF_CH00_2402MHz	
ANT	SISO	
Pol.	Horizontal	Vertical
14.47G ~14.5G Avg.	<p>Site : 03CH11-HY Condition: AVG_54 3m 91200_01620_240828 HORIZONTAL</p>	<p>Site : 03CH11-HY Condition: AVG_54 3m 91200_01620_240828 VERTICAL</p>
17.7G ~18G Avg.	<p>Site : 03CH11-HY Condition: AVG_54 3m 91200_01620_240828 HORIZONTAL</p>	<p>Site : 03CH11-HY Condition: AVG_54 3m 91200_01620_240828 VERTICAL</p>

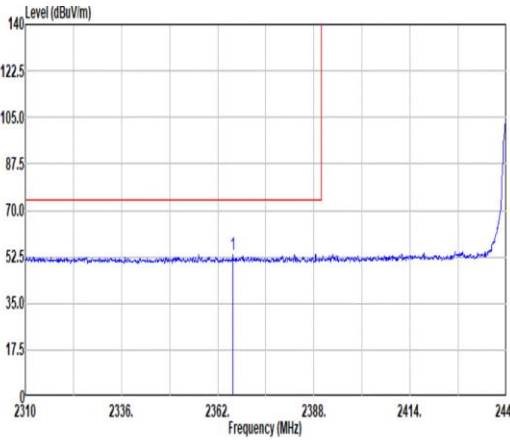
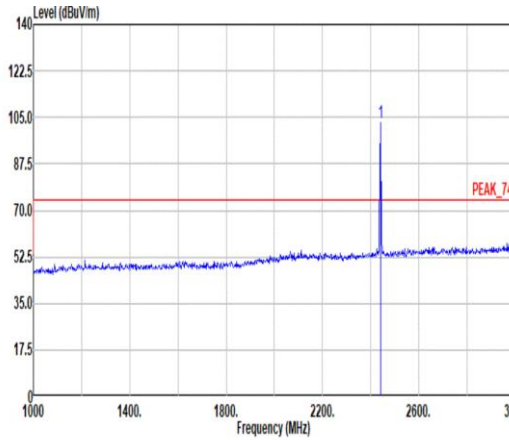
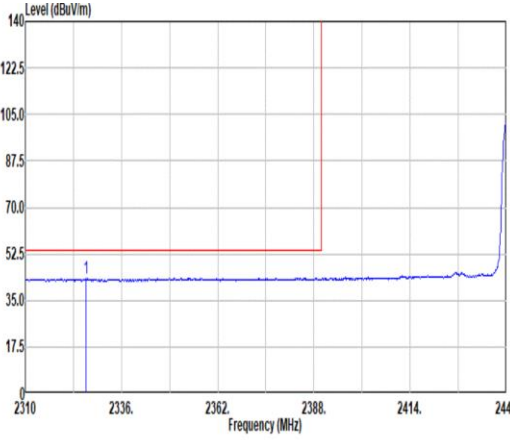
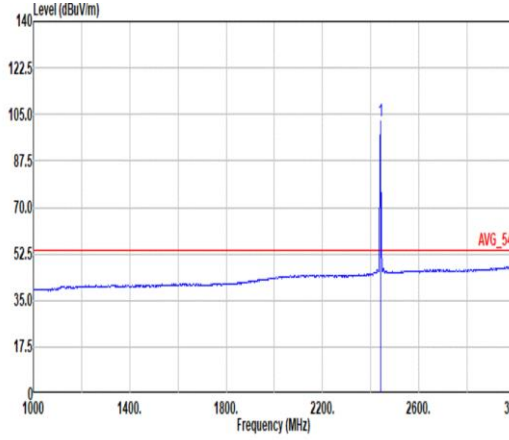


		5																																																																																																
Mode	Band Edge - L																																																																																																	
	2400-2483.5_Bluetooth-LE_GSKF_CH19_2440MHz																																																																																																	
ANT	SISO																																																																																																	
Pol.	Horizontal						Fundamental																																																																																											
Peak																																																																																																		
	Site : 03CH11-HY Condition: PEAK_BE_74 3m 91200_01620_240828 HORIZONTAL : RBW:1000.000kHz VBW:3000.000kHz SWT:Auto						Site : 03CH11-HY Condition: PEAK_74 3m 91200_01620_240828 HORIZONTAL : RBW:1000.000kHz VBW:3000.000kHz SWT:Auto																																																																																											
<table><thead><tr><th></th><th>Limit</th><th>Read</th><th>Ant</th><th>Cable</th><th>Preamp</th><th>Aux</th><th>APos</th><th>TPos</th><th colspan="2"></th></tr><tr><th>Freq</th><th>Level</th><th>Line Margin</th><th>Level Factor</th><th>Loss Factor</th><th>Factor</th><th>Factor</th><th></th><th></th><th>Remark</th><th></th></tr><tr><th></th><th>MHz</th><th>dBuV/m</th><th>dBuV/m</th><th>dB</th><th>dBuV</th><th>dB/m</th><th>dB</th><th>dB</th><th>cm</th><th>deg</th></tr></thead><tbody><tr><td>1</td><td>2388.52</td><td>53.51</td><td>74.00</td><td>-20.49</td><td>42.75</td><td>27.29</td><td>6.78</td><td>33.34</td><td>10.03</td><td>104 360 PEAK</td></tr></tbody></table>							Limit	Read	Ant	Cable	Preamp	Aux	APos	TPos			Freq	Level	Line Margin	Level Factor	Loss Factor	Factor	Factor			Remark			MHz	dBuV/m	dBuV/m	dB	dBuV	dB/m	dB	dB	cm	deg	1	2388.52	53.51	74.00	-20.49	42.75	27.29	6.78	33.34	10.03	104 360 PEAK	<table><thead><tr><th></th><th>Limit</th><th>Read</th><th>Ant</th><th>Cable</th><th>Preamp</th><th>Aux</th><th>APos</th><th>TPos</th><th colspan="2"></th></tr><tr><th>Freq</th><th>Level</th><th>Line Margin</th><th>Level Factor</th><th>Loss Factor</th><th>Factor</th><th>Factor</th><th></th><th></th><th>Remark</th><th></th></tr><tr><th></th><th>MHz</th><th>dBuV/m</th><th>dBuV/m</th><th>dB</th><th>dBuV</th><th>dB/m</th><th>dB</th><th>dB</th><th>cm</th><th>deg</th></tr></thead><tbody><tr><td>1</td><td>2440.00</td><td>102.10</td><td>-----</td><td>-----</td><td>90.93</td><td>27.60</td><td>6.85</td><td>33.31</td><td>10.03</td><td>104 360 PEAK</td></tr></tbody></table>						Limit	Read	Ant	Cable	Preamp	Aux	APos	TPos			Freq	Level	Line Margin	Level Factor	Loss Factor	Factor	Factor			Remark			MHz	dBuV/m	dBuV/m	dB	dBuV	dB/m	dB	dB	cm	deg	1	2440.00	102.10	-----	-----	90.93	27.60	6.85	33.31	10.03	104 360 PEAK
	Limit	Read	Ant	Cable	Preamp	Aux	APos	TPos																																																																																										
Freq	Level	Line Margin	Level Factor	Loss Factor	Factor	Factor			Remark																																																																																									
	MHz	dBuV/m	dBuV/m	dB	dBuV	dB/m	dB	dB	cm	deg																																																																																								
1	2388.52	53.51	74.00	-20.49	42.75	27.29	6.78	33.34	10.03	104 360 PEAK																																																																																								
	Limit	Read	Ant	Cable	Preamp	Aux	APos	TPos																																																																																										
Freq	Level	Line Margin	Level Factor	Loss Factor	Factor	Factor			Remark																																																																																									
	MHz	dBuV/m	dBuV/m	dB	dBuV	dB/m	dB	dB	cm	deg																																																																																								
1	2440.00	102.10	-----	-----	90.93	27.60	6.85	33.31	10.03	104 360 PEAK																																																																																								
Avg.																																																																																																		
	Site : 03CH11-HY Condition: AVG_BE_54 3m 91200_01620_240828 HORIZONTAL : RBW:1000.000kHz VBW:2.700kHz SWT:Auto						Site : 03CH11-HY Condition: AVG_54 3m 91200_01620_240828 HORIZONTAL : RBW:1000.000kHz VBW:2.700kHz SWT:Auto																																																																																											
<table><thead><tr><th></th><th>Limit</th><th>Read</th><th>Ant</th><th>Cable</th><th>Preamp</th><th>Aux</th><th>APos</th><th>TPos</th><th colspan="2"></th></tr><tr><th>Freq</th><th>Level</th><th>Line Margin</th><th>Level Factor</th><th>Loss Factor</th><th>Factor</th><th>Factor</th><th></th><th></th><th>Remark</th><th></th></tr><tr><th></th><th>MHz</th><th>dBuV/m</th><th>dBuV/m</th><th>dB</th><th>dBuV</th><th>dB/m</th><th>dB</th><th>dB</th><th>cm</th><th>deg</th></tr></thead><tbody><tr><td>1</td><td>2377.60</td><td>43.41</td><td>54.00</td><td>-10.59</td><td>32.77</td><td>27.20</td><td>6.77</td><td>33.35</td><td>10.02</td><td>104 360 AVERAGE</td></tr></tbody></table>							Limit	Read	Ant	Cable	Preamp	Aux	APos	TPos			Freq	Level	Line Margin	Level Factor	Loss Factor	Factor	Factor			Remark			MHz	dBuV/m	dBuV/m	dB	dBuV	dB/m	dB	dB	cm	deg	1	2377.60	43.41	54.00	-10.59	32.77	27.20	6.77	33.35	10.02	104 360 AVERAGE	<table><thead><tr><th></th><th>Limit</th><th>Read</th><th>Ant</th><th>Cable</th><th>Preamp</th><th>Aux</th><th>APos</th><th>TPos</th><th colspan="2"></th></tr><tr><th>Freq</th><th>Level</th><th>Line Margin</th><th>Level Factor</th><th>Loss Factor</th><th>Factor</th><th>Factor</th><th></th><th></th><th>Remark</th><th></th></tr><tr><th></th><th>MHz</th><th>dBuV/m</th><th>dBuV/m</th><th>dB</th><th>dBuV</th><th>dB/m</th><th>dB</th><th>dB</th><th>cm</th><th>deg</th></tr></thead><tbody><tr><td>1</td><td>2440.00</td><td>101.56</td><td>-----</td><td>-----</td><td>90.39</td><td>27.60</td><td>6.85</td><td>33.31</td><td>10.03</td><td>104 360 AVERAGE</td></tr></tbody></table>						Limit	Read	Ant	Cable	Preamp	Aux	APos	TPos			Freq	Level	Line Margin	Level Factor	Loss Factor	Factor	Factor			Remark			MHz	dBuV/m	dBuV/m	dB	dBuV	dB/m	dB	dB	cm	deg	1	2440.00	101.56	-----	-----	90.39	27.60	6.85	33.31	10.03	104 360 AVERAGE
	Limit	Read	Ant	Cable	Preamp	Aux	APos	TPos																																																																																										
Freq	Level	Line Margin	Level Factor	Loss Factor	Factor	Factor			Remark																																																																																									
	MHz	dBuV/m	dBuV/m	dB	dBuV	dB/m	dB	dB	cm	deg																																																																																								
1	2377.60	43.41	54.00	-10.59	32.77	27.20	6.77	33.35	10.02	104 360 AVERAGE																																																																																								
	Limit	Read	Ant	Cable	Preamp	Aux	APos	TPos																																																																																										
Freq	Level	Line Margin	Level Factor	Loss Factor	Factor	Factor			Remark																																																																																									
	MHz	dBuV/m	dBuV/m	dB	dBuV	dB/m	dB	dB	cm	deg																																																																																								
1	2440.00	101.56	-----	-----	90.39	27.60	6.85	33.31	10.03	104 360 AVERAGE																																																																																								

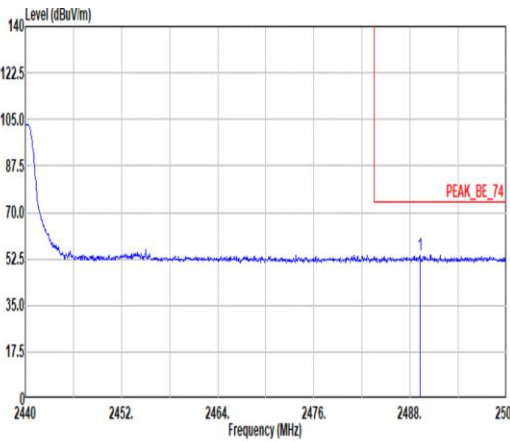
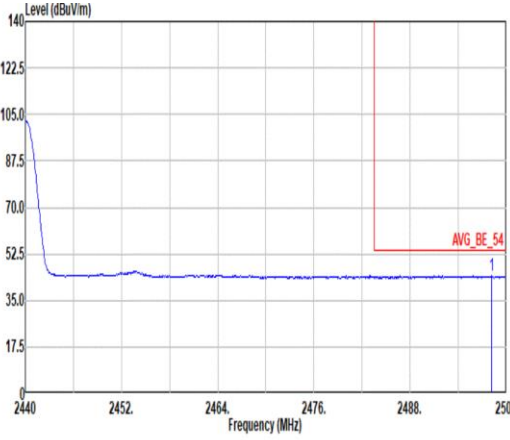


Mode	5																																													
	Band Edge - R																																													
	2400-2483.5_Bluetooth-LE_GSKF_CH19_2440MHz																																													
ANT	SISO																																													
Pol.	Horizontal	Fundamental																																												
Peak	<div><p>Site : 03CH11-HY Condition: PEAK_BE_74 3m 91200_01620_240028 HORIZONTAL : RBW:1000.000kHz VBW:3000.000kHz SMT:Auto</p><table><tr><th></th><th>Limit</th><th>Read</th><th>Ant</th><th>Cable</th><th>Preamp</th><th>Aux</th><th>APos</th><th>TPos</th><th></th></tr><tr><th>Freq</th><th>Level</th><th>Line</th><th>Margin</th><th>Level</th><th>Factor</th><th>Loss</th><th>Factor</th><th>Factor</th><th>Remark</th></tr><tr><th></th><th>MHz</th><th>dBuV/m</th><th>dBuV/m</th><th>dB</th><th>dBuV</th><th>dB/m</th><th>dB</th><th>dB</th><th>cm</th><th>deg</th></tr><tr><td>1</td><td>2496.58</td><td>54.06</td><td>74.00</td><td>-19.94</td><td>42.47</td><td>27.90</td><td>6.93</td><td>33.27</td><td>10.03</td><td>104</td><td>360</td><td>PEAK</td></tr></table></div>		Limit	Read	Ant	Cable	Preamp	Aux	APos	TPos		Freq	Level	Line	Margin	Level	Factor	Loss	Factor	Factor	Remark		MHz	dBuV/m	dBuV/m	dB	dBuV	dB/m	dB	dB	cm	deg	1	2496.58	54.06	74.00	-19.94	42.47	27.90	6.93	33.27	10.03	104	360	PEAK	Blank
	Limit	Read	Ant	Cable	Preamp	Aux	APos	TPos																																						
Freq	Level	Line	Margin	Level	Factor	Loss	Factor	Factor	Remark																																					
	MHz	dBuV/m	dBuV/m	dB	dBuV	dB/m	dB	dB	cm	deg																																				
1	2496.58	54.06	74.00	-19.94	42.47	27.90	6.93	33.27	10.03	104	360	PEAK																																		
Avg.	<div><p>Site : 03CH11-HY Condition: AVG_BE_54 3m 91200_01620_240028 HORIZONTAL : RBW:1000.000kHz VBW:2.700kHz SMT:Auto</p><table><tr><th></th><th>Limit</th><th>Read</th><th>Ant</th><th>Cable</th><th>Preamp</th><th>Aux</th><th>APos</th><th>TPos</th><th></th></tr><tr><th>Freq</th><th>Level</th><th>Line</th><th>Margin</th><th>Level</th><th>Factor</th><th>Loss</th><th>Factor</th><th>Factor</th><th>Remark</th></tr><tr><th></th><th>MHz</th><th>dBuV/m</th><th>dBuV/m</th><th>dB</th><th>dBuV</th><th>dB/m</th><th>dB</th><th>dB</th><th>cm</th><th>deg</th></tr><tr><td>1</td><td>2404.40</td><td>44.33</td><td>54.00</td><td>-9.67</td><td>32.83</td><td>27.84</td><td>6.91</td><td>33.28</td><td>10.03</td><td>104</td><td>360</td><td>AVERAGE</td></tr></table></div>		Limit	Read	Ant	Cable	Preamp	Aux	APos	TPos		Freq	Level	Line	Margin	Level	Factor	Loss	Factor	Factor	Remark		MHz	dBuV/m	dBuV/m	dB	dBuV	dB/m	dB	dB	cm	deg	1	2404.40	44.33	54.00	-9.67	32.83	27.84	6.91	33.28	10.03	104	360	AVERAGE	Blank
	Limit	Read	Ant	Cable	Preamp	Aux	APos	TPos																																						
Freq	Level	Line	Margin	Level	Factor	Loss	Factor	Factor	Remark																																					
	MHz	dBuV/m	dBuV/m	dB	dBuV	dB/m	dB	dB	cm	deg																																				
1	2404.40	44.33	54.00	-9.67	32.83	27.84	6.91	33.28	10.03	104	360	AVERAGE																																		

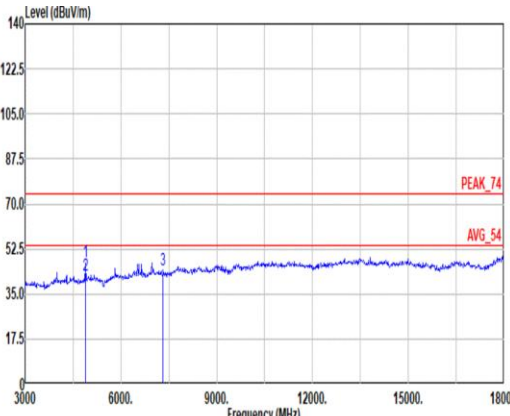
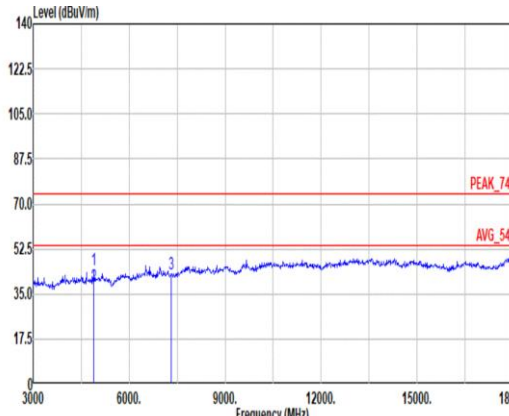


		5																																																																																														
Mode	Band Edge - L																																																																																															
	2400-2483.5_Bluetooth-LE_GSKF_CH19_2440MHz																																																																																															
ANT	SISO																																																																																															
Pol.	Vertical						Fundamental																																																																																									
Peak																																																																																																
	<div>Site : 03CH11-HY</div> <div>Condition: PEAK_BE_74 3m 91200_01620_240828 VERTICAL</div> <div>: RBW:1000.000kHz VBW:3000.000kHz SMT:Auto</div> <table><thead><tr><th></th><th>Limit</th><th>Read</th><th>Ant</th><th>Cable</th><th>Preamp</th><th>Aux</th><th>APos</th><th>TPos</th><th></th></tr><tr><th>Freq</th><th>Level</th><th>Line</th><th>Margin</th><th>Level</th><th>Factor</th><th>Loss</th><th>Factor</th><th>Factor</th><th>Remark</th></tr><tr><th></th><th>MHz</th><th>dBuV/m</th><th>dBuV/m</th><th>dB</th><th>dBuV</th><th>dB/m</th><th>dB</th><th>dB</th><th>cm</th><th>deg</th></tr></thead><tbody><tr><td>1</td><td>2366.16</td><td>53.48</td><td>74.00</td><td>-20.52</td><td>42.85</td><td>27.20</td><td>6.76</td><td>33.35</td><td>10.02</td><td>294</td><td>89 PEAK</td></tr></tbody></table>							Limit	Read	Ant	Cable	Preamp	Aux	APos	TPos		Freq	Level	Line	Margin	Level	Factor	Loss	Factor	Factor	Remark		MHz	dBuV/m	dBuV/m	dB	dBuV	dB/m	dB	dB	cm	deg	1	2366.16	53.48	74.00	-20.52	42.85	27.20	6.76	33.35	10.02	294	89 PEAK	<div>Site : 03CH11-HY</div> <div>Condition: PEAK_74 3m 91200_01620_240828 VERTICAL</div> <div>: RBW:1000.000kHz VBW:3000.000kHz SMT:Auto</div> <table><thead><tr><th></th><th>Limit</th><th>Read</th><th>Ant</th><th>Cable</th><th>Preamp</th><th>Aux</th><th>APos</th><th>TPos</th><th></th></tr><tr><th>Freq</th><th>Level</th><th>Line</th><th>Margin</th><th>Level</th><th>Factor</th><th>Loss</th><th>Factor</th><th>Factor</th><th>Remark</th></tr><tr><th></th><th>MHz</th><th>dBuV/m</th><th>dBuV/m</th><th>dB</th><th>dBuV</th><th>dB/m</th><th>dB</th><th>dB</th><th>cm</th><th>deg</th></tr></thead><tbody><tr><td>1</td><td>2440.00</td><td>103.17</td><td>-----</td><td>-----</td><td>92.00</td><td>27.60</td><td>6.85</td><td>33.31</td><td>10.03</td><td>294</td><td>89 PEAK</td></tr></tbody></table>						Limit	Read	Ant	Cable	Preamp	Aux	APos	TPos		Freq	Level	Line	Margin	Level	Factor	Loss	Factor	Factor	Remark		MHz	dBuV/m	dBuV/m	dB	dBuV	dB/m	dB	dB	cm	deg	1	2440.00	103.17	-----	-----	92.00	27.60	6.85	33.31	10.03	294
	Limit	Read	Ant	Cable	Preamp	Aux	APos	TPos																																																																																								
Freq	Level	Line	Margin	Level	Factor	Loss	Factor	Factor	Remark																																																																																							
	MHz	dBuV/m	dBuV/m	dB	dBuV	dB/m	dB	dB	cm	deg																																																																																						
1	2366.16	53.48	74.00	-20.52	42.85	27.20	6.76	33.35	10.02	294	89 PEAK																																																																																					
	Limit	Read	Ant	Cable	Preamp	Aux	APos	TPos																																																																																								
Freq	Level	Line	Margin	Level	Factor	Loss	Factor	Factor	Remark																																																																																							
	MHz	dBuV/m	dBuV/m	dB	dBuV	dB/m	dB	dB	cm	deg																																																																																						
1	2440.00	103.17	-----	-----	92.00	27.60	6.85	33.31	10.03	294	89 PEAK																																																																																					
Avg.																																																																																																
	<div>Site : 03CH11-HY</div> <div>Condition: AVG_BE_54 3m 91200_01620_240828 VERTICAL</div> <div>: RBW:1000.000kHz VBW:2.700kHz SMT:Auto</div> <table><thead><tr><th></th><th>Limit</th><th>Read</th><th>Ant</th><th>Cable</th><th>Preamp</th><th>Aux</th><th>APos</th><th>TPos</th><th></th></tr><tr><th>Freq</th><th>Level</th><th>Line</th><th>Margin</th><th>Level</th><th>Factor</th><th>Loss</th><th>Factor</th><th>Factor</th><th>Remark</th></tr><tr><th></th><th>MHz</th><th>dBuV/m</th><th>dBuV/m</th><th>dB</th><th>dBuV</th><th>dB/m</th><th>dB</th><th>dB</th><th>cm</th><th>deg</th></tr></thead><tbody><tr><td>1</td><td>2326.38</td><td>43.32</td><td>54.00</td><td>-10.68</td><td>32.82</td><td>27.14</td><td>6.73</td><td>33.38</td><td>10.01</td><td>294</td><td>89 AVERAGE</td></tr></tbody></table>							Limit	Read	Ant	Cable	Preamp	Aux	APos	TPos		Freq	Level	Line	Margin	Level	Factor	Loss	Factor	Factor	Remark		MHz	dBuV/m	dBuV/m	dB	dBuV	dB/m	dB	dB	cm	deg	1	2326.38	43.32	54.00	-10.68	32.82	27.14	6.73	33.38	10.01	294	89 AVERAGE	<div>Site : 03CH11-HY</div> <div>Condition: AVG_54 3m 91200_01620_240828 VERTICAL</div> <div>: RBW:1000.000kHz VBW:2.700kHz SMT:Auto</div> <table><thead><tr><th></th><th>Limit</th><th>Read</th><th>Ant</th><th>Cable</th><th>Preamp</th><th>Aux</th><th>APos</th><th>TPos</th><th></th></tr><tr><th>Freq</th><th>Level</th><th>Line</th><th>Margin</th><th>Level</th><th>Factor</th><th>Loss</th><th>Factor</th><th>Factor</th><th>Remark</th></tr><tr><th></th><th>MHz</th><th>dBuV/m</th><th>dBuV/m</th><th>dB</th><th>dBuV</th><th>dB/m</th><th>dB</th><th>dB</th><th>cm</th><th>deg</th></tr></thead><tbody><tr><td>1</td><td>2440.00</td><td>102.65</td><td>-----</td><td>-----</td><td>91.48</td><td>27.60</td><td>6.85</td><td>33.31</td><td>10.03</td><td>294</td><td>89 AVERAGE</td></tr></tbody></table>						Limit	Read	Ant	Cable	Preamp	Aux	APos	TPos		Freq	Level	Line	Margin	Level	Factor	Loss	Factor	Factor	Remark		MHz	dBuV/m	dBuV/m	dB	dBuV	dB/m	dB	dB	cm	deg	1	2440.00	102.65	-----	-----	91.48	27.60	6.85	33.31	10.03	294
	Limit	Read	Ant	Cable	Preamp	Aux	APos	TPos																																																																																								
Freq	Level	Line	Margin	Level	Factor	Loss	Factor	Factor	Remark																																																																																							
	MHz	dBuV/m	dBuV/m	dB	dBuV	dB/m	dB	dB	cm	deg																																																																																						
1	2326.38	43.32	54.00	-10.68	32.82	27.14	6.73	33.38	10.01	294	89 AVERAGE																																																																																					
	Limit	Read	Ant	Cable	Preamp	Aux	APos	TPos																																																																																								
Freq	Level	Line	Margin	Level	Factor	Loss	Factor	Factor	Remark																																																																																							
	MHz	dBuV/m	dBuV/m	dB	dBuV	dB/m	dB	dB	cm	deg																																																																																						
1	2440.00	102.65	-----	-----	91.48	27.60	6.85	33.31	10.03	294	89 AVERAGE																																																																																					

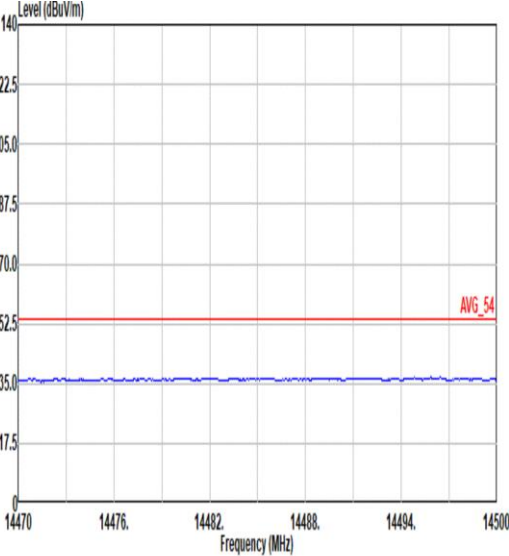
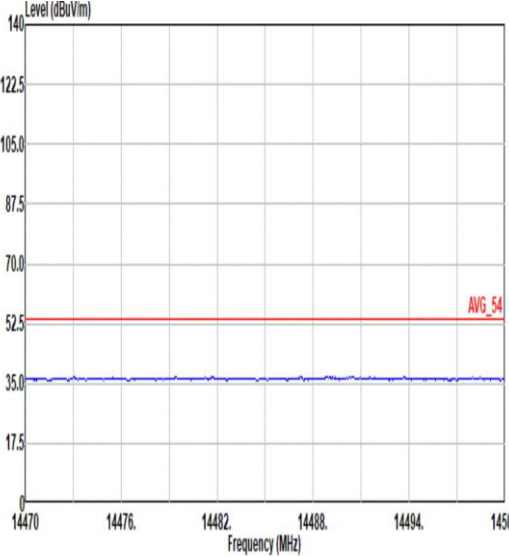
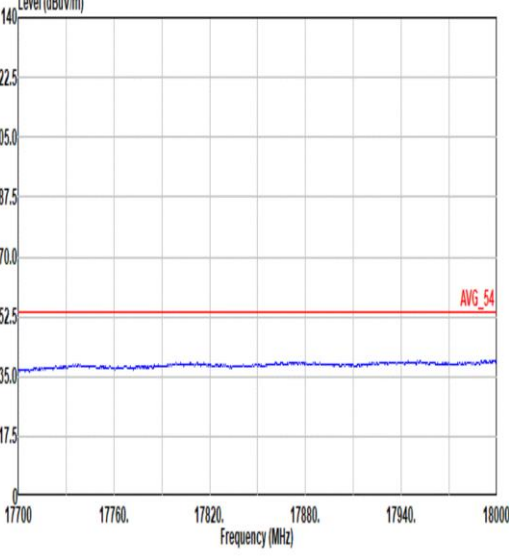
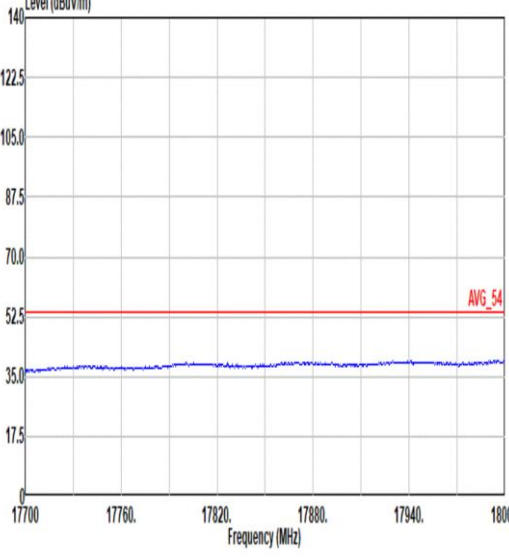


Mode	5																																													
	Band Edge - R																																													
	2400-2483.5_Bluetooth-LE_GSKF_CH19_2440MHz																																													
ANT	SISO																																													
Pol.	Vertical	Fundamental																																												
Peak	<div><p>Site : 03CH11-HY Condition: PEAK_BE_74 3m 91200_01620_240028 VERTICAL : RBW:1000.000kHz VBW:3000.000kHz SWT:Auto</p><table><tr><th></th><th>Limit</th><th>Read</th><th>Ant</th><th>Cable</th><th>Preamp</th><th>Aux</th><th>APos</th><th>TPos</th><th></th></tr><tr><th>Freq</th><th>Level</th><th>Line</th><th>Margin</th><th>Level</th><th>Factor</th><th>Loss</th><th>Factor</th><th>Factor</th><th>Remark</th></tr><tr><th></th><th>MHz</th><th>dBuV/m</th><th>dBuV/m</th><th>dB</th><th>dBuV</th><th>dB/m</th><th>dB</th><th>dB</th><th>cm</th><th>deg</th></tr><tr><td>1</td><td>2489.26</td><td>54.06</td><td>74.00</td><td>-19.94</td><td>42.50</td><td>27.89</td><td>6.92</td><td>33.28</td><td>10.03</td><td>294</td><td>89</td><td>PEAK</td></tr></table></div>		Limit	Read	Ant	Cable	Preamp	Aux	APos	TPos		Freq	Level	Line	Margin	Level	Factor	Loss	Factor	Factor	Remark		MHz	dBuV/m	dBuV/m	dB	dBuV	dB/m	dB	dB	cm	deg	1	2489.26	54.06	74.00	-19.94	42.50	27.89	6.92	33.28	10.03	294	89	PEAK	Blank
	Limit	Read	Ant	Cable	Preamp	Aux	APos	TPos																																						
Freq	Level	Line	Margin	Level	Factor	Loss	Factor	Factor	Remark																																					
	MHz	dBuV/m	dBuV/m	dB	dBuV	dB/m	dB	dB	cm	deg																																				
1	2489.26	54.06	74.00	-19.94	42.50	27.89	6.92	33.28	10.03	294	89	PEAK																																		
Avg.	<div><p>Site : 03CH11-HY Condition: AVG_BE_54 3m 91200_01620_240028 VERTICAL : RBW:1000.000kHz VBW:2.700kHz SWT:Auto</p><table><tr><th></th><th>Limit</th><th>Read</th><th>Ant</th><th>Cable</th><th>Preamp</th><th>Aux</th><th>APos</th><th>TPos</th><th></th></tr><tr><th>Freq</th><th>Level</th><th>Line</th><th>Margin</th><th>Level</th><th>Factor</th><th>Loss</th><th>Factor</th><th>Factor</th><th>Remark</th></tr><tr><th></th><th>MHz</th><th>dBuV/m</th><th>dBuV/m</th><th>dB</th><th>dBuV</th><th>dB/m</th><th>dB</th><th>dB</th><th>cm</th><th>deg</th></tr><tr><td>1</td><td>2490.14</td><td>44.44</td><td>54.00</td><td>-9.56</td><td>32.85</td><td>27.90</td><td>6.93</td><td>33.27</td><td>10.03</td><td>294</td><td>89</td><td>AVERAGE</td></tr></table></div>		Limit	Read	Ant	Cable	Preamp	Aux	APos	TPos		Freq	Level	Line	Margin	Level	Factor	Loss	Factor	Factor	Remark		MHz	dBuV/m	dBuV/m	dB	dBuV	dB/m	dB	dB	cm	deg	1	2490.14	44.44	54.00	-9.56	32.85	27.90	6.93	33.27	10.03	294	89	AVERAGE	Blank
	Limit	Read	Ant	Cable	Preamp	Aux	APos	TPos																																						
Freq	Level	Line	Margin	Level	Factor	Loss	Factor	Factor	Remark																																					
	MHz	dBuV/m	dBuV/m	dB	dBuV	dB/m	dB	dB	cm	deg																																				
1	2490.14	44.44	54.00	-9.56	32.85	27.90	6.93	33.27	10.03	294	89	AVERAGE																																		

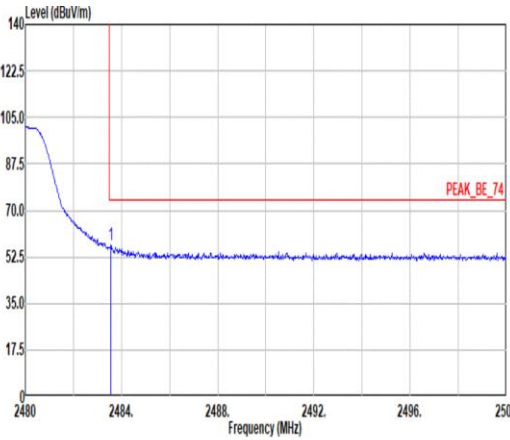
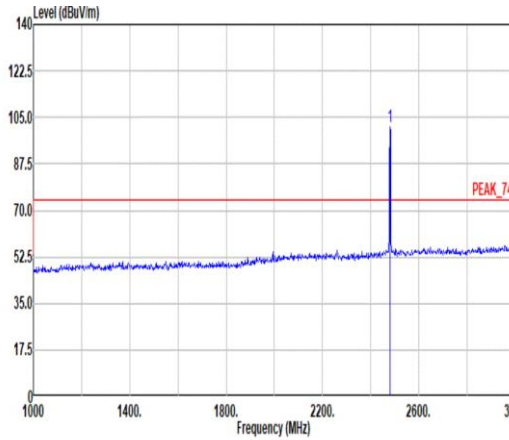
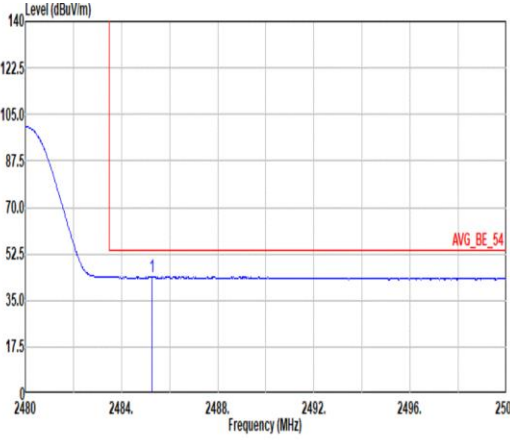
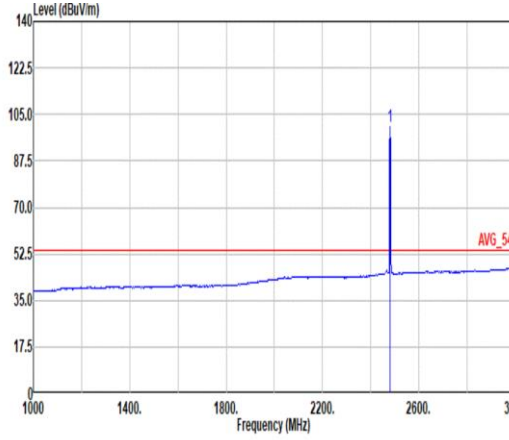


Mode	5																																																																																																																																													
	Harmonic																																																																																																																																													
	2400-2483.5_Bluetooth-LE_GSKF_CH19_2440MHz																																																																																																																																													
ANT	SISO																																																																																																																																													
Pol.	Horizontal	Vertical																																																																																																																																												
Peak Avg.	<div><p>Site : 03CH11-HY Condition: PEAK_74 3m 91280_01620_240828 HORIZONTAL</p><table><tr><th></th><th>Limit</th><th>Read</th><th>Ant</th><th>Cable</th><th>Preamp</th><th>Aux</th><th>APos</th><th>TPos</th><th></th></tr><tr><th>Freq</th><th>Level</th><th>Line</th><th>Margin</th><th>Level</th><th>Factor</th><th>Loss</th><th>Factor</th><th>Factor</th><th>Remark</th></tr><tr><th></th><th>MHz</th><th>dBuV/m</th><th>dBuV/m</th><th>dB</th><th>dBuV</th><th>dB/m</th><th>dB</th><th>dB</th><th>cm</th><th>deg</th></tr><tr><td>1</td><td>4880.00</td><td>47.40</td><td>74.00</td><td>-26.60</td><td>61.26</td><td>32.72</td><td>11.46</td><td>58.58</td><td>0.54</td><td>100</td><td>298</td><td>Peak</td></tr><tr><td>2</td><td>4880.00</td><td>42.36</td><td>54.00</td><td>-11.64</td><td>56.22</td><td>32.72</td><td>11.46</td><td>58.58</td><td>0.54</td><td>100</td><td>298</td><td>Average</td></tr><tr><td>3</td><td>7320.00</td><td>44.41</td><td>74.00</td><td>-29.59</td><td>51.75</td><td>36.76</td><td>14.58</td><td>58.99</td><td>0.31</td><td>--</td><td>--</td><td>Peak</td></tr></table></div>		Limit	Read	Ant	Cable	Preamp	Aux	APos	TPos		Freq	Level	Line	Margin	Level	Factor	Loss	Factor	Factor	Remark		MHz	dBuV/m	dBuV/m	dB	dBuV	dB/m	dB	dB	cm	deg	1	4880.00	47.40	74.00	-26.60	61.26	32.72	11.46	58.58	0.54	100	298	Peak	2	4880.00	42.36	54.00	-11.64	56.22	32.72	11.46	58.58	0.54	100	298	Average	3	7320.00	44.41	74.00	-29.59	51.75	36.76	14.58	58.99	0.31	--	--	Peak	<div><p>Site : 03CH11-HY Condition: PEAK_74 3m 91280_01620_240828 VERTICAL</p><table><tr><th></th><th>Limit</th><th>Read</th><th>Ant</th><th>Cable</th><th>Preamp</th><th>Aux</th><th>APos</th><th>TPos</th><th></th></tr><tr><th>Freq</th><th>Level</th><th>Line</th><th>Margin</th><th>Level</th><th>Factor</th><th>Loss</th><th>Factor</th><th>Factor</th><th>Remark</th></tr><tr><th></th><th>MHz</th><th>dBuV/m</th><th>dBuV/m</th><th>dB</th><th>dBuV</th><th>dB/m</th><th>dB</th><th>dB</th><th>cm</th><th>deg</th></tr><tr><td>1</td><td>4880.00</td><td>44.29</td><td>74.00</td><td>-29.71</td><td>58.15</td><td>32.72</td><td>11.46</td><td>58.58</td><td>0.54</td><td>302</td><td>275</td><td>Peak</td></tr><tr><td>2</td><td>4880.00</td><td>37.93</td><td>54.00</td><td>-16.07</td><td>51.79</td><td>32.72</td><td>11.46</td><td>58.58</td><td>0.54</td><td>302</td><td>275</td><td>Average</td></tr><tr><td>3</td><td>7320.00</td><td>42.66</td><td>74.00</td><td>-31.34</td><td>50.00</td><td>36.76</td><td>14.58</td><td>58.99</td><td>0.31</td><td>--</td><td>--</td><td>Peak</td></tr></table></div>		Limit	Read	Ant	Cable	Preamp	Aux	APos	TPos		Freq	Level	Line	Margin	Level	Factor	Loss	Factor	Factor	Remark		MHz	dBuV/m	dBuV/m	dB	dBuV	dB/m	dB	dB	cm	deg	1	4880.00	44.29	74.00	-29.71	58.15	32.72	11.46	58.58	0.54	302	275	Peak	2	4880.00	37.93	54.00	-16.07	51.79	32.72	11.46	58.58	0.54	302	275	Average	3	7320.00	42.66	74.00	-31.34	50.00	36.76	14.58	58.99	0.31	--	--	Peak
		Limit	Read	Ant	Cable	Preamp	Aux	APos	TPos																																																																																																																																					
Freq	Level	Line	Margin	Level	Factor	Loss	Factor	Factor	Remark																																																																																																																																					
	MHz	dBuV/m	dBuV/m	dB	dBuV	dB/m	dB	dB	cm	deg																																																																																																																																				
1	4880.00	47.40	74.00	-26.60	61.26	32.72	11.46	58.58	0.54	100	298	Peak																																																																																																																																		
2	4880.00	42.36	54.00	-11.64	56.22	32.72	11.46	58.58	0.54	100	298	Average																																																																																																																																		
3	7320.00	44.41	74.00	-29.59	51.75	36.76	14.58	58.99	0.31	--	--	Peak																																																																																																																																		
	Limit	Read	Ant	Cable	Preamp	Aux	APos	TPos																																																																																																																																						
Freq	Level	Line	Margin	Level	Factor	Loss	Factor	Factor	Remark																																																																																																																																					
	MHz	dBuV/m	dBuV/m	dB	dBuV	dB/m	dB	dB	cm	deg																																																																																																																																				
1	4880.00	44.29	74.00	-29.71	58.15	32.72	11.46	58.58	0.54	302	275	Peak																																																																																																																																		
2	4880.00	37.93	54.00	-16.07	51.79	32.72	11.46	58.58	0.54	302	275	Average																																																																																																																																		
3	7320.00	42.66	74.00	-31.34	50.00	36.76	14.58	58.99	0.31	--	--	Peak																																																																																																																																		

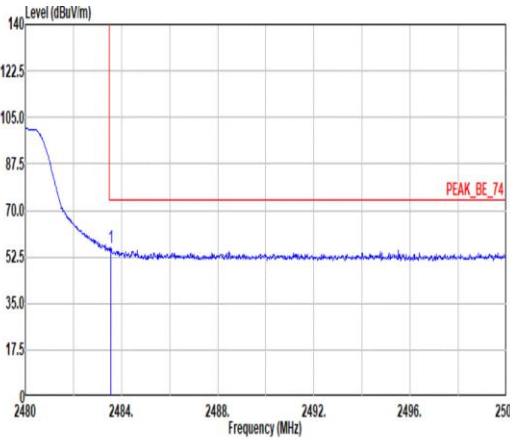
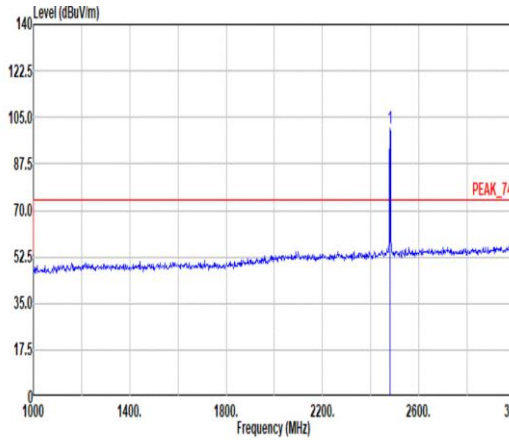
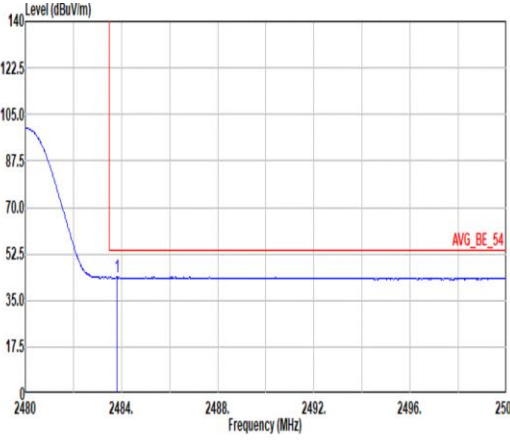
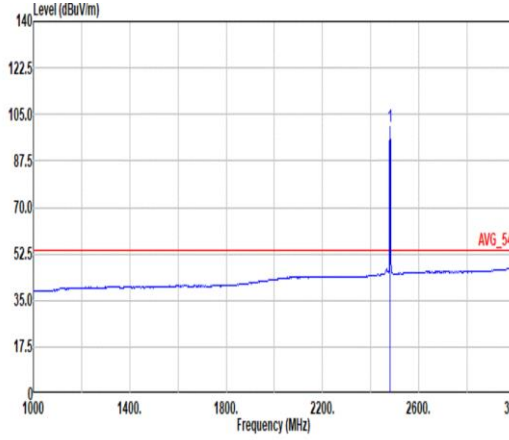


Mode	5	
	Harmonic	
	2400-2483.5_Bluetooth-LE_GSKF_CH19_2440MHz	
ANT	SISO	
Pol.	Horizontal	Vertical
14.47G ~14.5G Avg.	 <p>Site : 03CH11-HY Condition: AVG_54 3m 91200_01620_240828 HORIZONTAL</p>	 <p>Site : 03CH11-HY Condition: AVG_54 3m 91200_01620_240828 VERTICAL</p>
	 <p>Site : 03CH11-HY Condition: AVG_54 3m 91200_01620_240828 HORIZONTAL</p>	 <p>Site : 03CH11-HY Condition: AVG_54 3m 91200_01620_240828 VERTICAL</p>

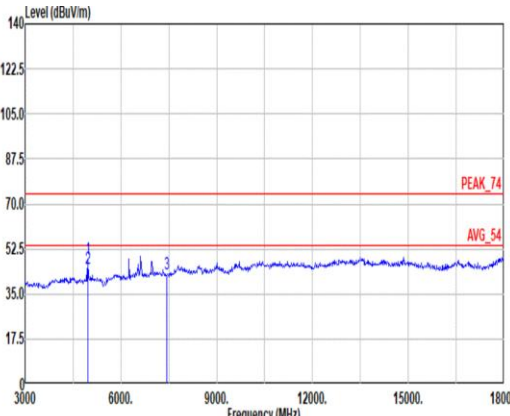
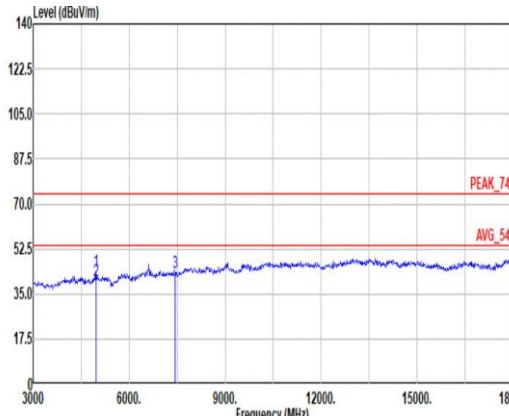


		6																																																																																																	
Mode	Band Edge																																																																																																		
	2400-2483.5_Bluetooth-LE_GSKF_CH39_2480MHz																																																																																																		
ANT	SISO																																																																																																		
Pol.	Horizontal						Fundamental																																																																																												
Peak																																																																																																			
	Site : 03CH11-HY Condition: PEAK_BE_74 3m 91200_01620_240828 HORIZONTAL : RBW:1000.000kHz VBW:3000.000kHz SWT:Auto						Site : 03CH11-HY Condition: PEAK_74 3m 91200_01620_240828 HORIZONTAL : RBW:1000.000kHz VBW:3000.000kHz SWT:Auto																																																																																												
<table><thead><tr><th></th><th>Limit</th><th>Read</th><th>Ant</th><th>Cable</th><th>Preamp</th><th>Aux</th><th>APos</th><th>TPos</th><th></th></tr><tr><th>Freq</th><th>Level</th><th>Line Margin</th><th>Level Factor</th><th>Loss Factor</th><th>Factor</th><th>Factor</th><th></th><th></th><th>Remark</th></tr><tr><th></th><th>MHz</th><th>dBuV/m</th><th>dBuV/m</th><th>dB</th><th>dBuV</th><th>dB/m</th><th>dB</th><th>dB</th><th>cm</th><th>deg</th></tr></thead><tbody><tr><td>1</td><td>2483.56</td><td>57.01</td><td>74.00</td><td>-16.99</td><td>45.51</td><td>27.84</td><td>6.91</td><td>33.28</td><td>10.03</td><td>112</td><td>360</td><td>PEAK</td></tr></tbody></table>							Limit	Read	Ant	Cable	Preamp	Aux	APos	TPos		Freq	Level	Line Margin	Level Factor	Loss Factor	Factor	Factor			Remark		MHz	dBuV/m	dBuV/m	dB	dBuV	dB/m	dB	dB	cm	deg	1	2483.56	57.01	74.00	-16.99	45.51	27.84	6.91	33.28	10.03	112	360	PEAK	<table><thead><tr><th></th><th>Limit</th><th>Read</th><th>Ant</th><th>Cable</th><th>Preamp</th><th>Aux</th><th>APos</th><th>TPos</th><th></th></tr><tr><th>Freq</th><th>Level</th><th>Line Margin</th><th>Level Factor</th><th>Loss Factor</th><th>Factor</th><th>Factor</th><th></th><th></th><th>Remark</th></tr><tr><th></th><th>MHz</th><th>dBuV/m</th><th>dBuV/m</th><th>dB</th><th>dBuV</th><th>dB/m</th><th>dB</th><th>dB</th><th>cm</th><th>deg</th></tr></thead><tbody><tr><td>1</td><td>2480.00</td><td>101.46</td><td>-----</td><td>-----</td><td>90.00</td><td>27.80</td><td>6.91</td><td>33.28</td><td>10.03</td><td>112</td><td>360</td><td>PEAK</td></tr></tbody></table>							Limit	Read	Ant	Cable	Preamp	Aux	APos	TPos		Freq	Level	Line Margin	Level Factor	Loss Factor	Factor	Factor			Remark		MHz	dBuV/m	dBuV/m	dB	dBuV	dB/m	dB	dB	cm	deg	1	2480.00	101.46	-----	-----	90.00	27.80	6.91	33.28	10.03	112	360	PEAK
	Limit	Read	Ant	Cable	Preamp	Aux	APos	TPos																																																																																											
Freq	Level	Line Margin	Level Factor	Loss Factor	Factor	Factor			Remark																																																																																										
	MHz	dBuV/m	dBuV/m	dB	dBuV	dB/m	dB	dB	cm	deg																																																																																									
1	2483.56	57.01	74.00	-16.99	45.51	27.84	6.91	33.28	10.03	112	360	PEAK																																																																																							
	Limit	Read	Ant	Cable	Preamp	Aux	APos	TPos																																																																																											
Freq	Level	Line Margin	Level Factor	Loss Factor	Factor	Factor			Remark																																																																																										
	MHz	dBuV/m	dBuV/m	dB	dBuV	dB/m	dB	dB	cm	deg																																																																																									
1	2480.00	101.46	-----	-----	90.00	27.80	6.91	33.28	10.03	112	360	PEAK																																																																																							
Avg.																																																																																																			
	Site : 03CH11-HY Condition: AVG_BE_54 3m 91200_01620_240828 HORIZONTAL : RBW:1000.000kHz VBW:2.700kHz SWT:Auto						Site : 03CH11-HY Condition: AVG_54 3m 91200_01620_240828 HORIZONTAL : RBW:1000.000kHz VBW:2.700kHz SWT:Auto																																																																																												
<table><thead><tr><th></th><th>Limit</th><th>Read</th><th>Ant</th><th>Cable</th><th>Preamp</th><th>Aux</th><th>APos</th><th>TPos</th><th></th></tr><tr><th>Freq</th><th>Level</th><th>Line Margin</th><th>Level Factor</th><th>Loss Factor</th><th>Factor</th><th>Factor</th><th></th><th></th><th>Remark</th></tr><tr><th></th><th>MHz</th><th>dBuV/m</th><th>dBuV/m</th><th>dB</th><th>dBuV</th><th>dB/m</th><th>dB</th><th>dB</th><th>cm</th><th>deg</th></tr></thead><tbody><tr><td>1</td><td>2485.26</td><td>43.81</td><td>54.00</td><td>-10.19</td><td>32.30</td><td>27.85</td><td>6.91</td><td>33.28</td><td>10.03</td><td>112</td><td>360</td><td>AVERAGE</td></tr></tbody></table>							Limit	Read	Ant	Cable	Preamp	Aux	APos	TPos		Freq	Level	Line Margin	Level Factor	Loss Factor	Factor	Factor			Remark		MHz	dBuV/m	dBuV/m	dB	dBuV	dB/m	dB	dB	cm	deg	1	2485.26	43.81	54.00	-10.19	32.30	27.85	6.91	33.28	10.03	112	360	AVERAGE	<table><thead><tr><th></th><th>Limit</th><th>Read</th><th>Ant</th><th>Cable</th><th>Preamp</th><th>Aux</th><th>APos</th><th>TPos</th><th></th></tr><tr><th>Freq</th><th>Level</th><th>Line Margin</th><th>Level Factor</th><th>Loss Factor</th><th>Factor</th><th>Factor</th><th></th><th></th><th>Remark</th></tr><tr><th></th><th>MHz</th><th>dBuV/m</th><th>dBuV/m</th><th>dB</th><th>dBuV</th><th>dB/m</th><th>dB</th><th>dB</th><th>cm</th><th>deg</th></tr></thead><tbody><tr><td>1</td><td>2480.00</td><td>100.62</td><td>-----</td><td>-----</td><td>89.16</td><td>27.80</td><td>6.91</td><td>33.28</td><td>10.03</td><td>112</td><td>360</td><td>AVERAGE</td></tr></tbody></table>							Limit	Read	Ant	Cable	Preamp	Aux	APos	TPos		Freq	Level	Line Margin	Level Factor	Loss Factor	Factor	Factor			Remark		MHz	dBuV/m	dBuV/m	dB	dBuV	dB/m	dB	dB	cm	deg	1	2480.00	100.62	-----	-----	89.16	27.80	6.91	33.28	10.03	112	360	AVERAGE
	Limit	Read	Ant	Cable	Preamp	Aux	APos	TPos																																																																																											
Freq	Level	Line Margin	Level Factor	Loss Factor	Factor	Factor			Remark																																																																																										
	MHz	dBuV/m	dBuV/m	dB	dBuV	dB/m	dB	dB	cm	deg																																																																																									
1	2485.26	43.81	54.00	-10.19	32.30	27.85	6.91	33.28	10.03	112	360	AVERAGE																																																																																							
	Limit	Read	Ant	Cable	Preamp	Aux	APos	TPos																																																																																											
Freq	Level	Line Margin	Level Factor	Loss Factor	Factor	Factor			Remark																																																																																										
	MHz	dBuV/m	dBuV/m	dB	dBuV	dB/m	dB	dB	cm	deg																																																																																									
1	2480.00	100.62	-----	-----	89.16	27.80	6.91	33.28	10.03	112	360	AVERAGE																																																																																							

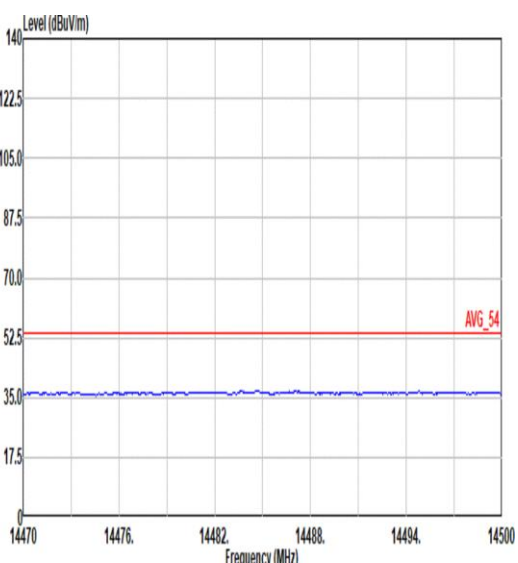
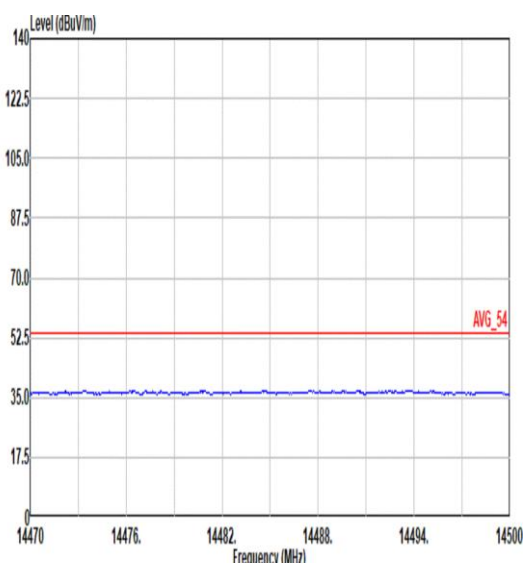
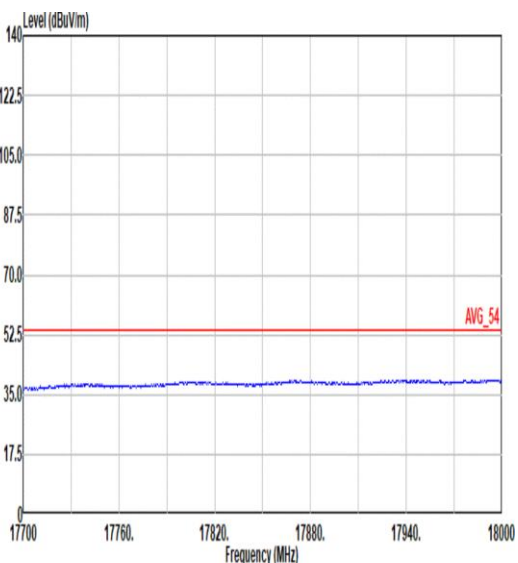
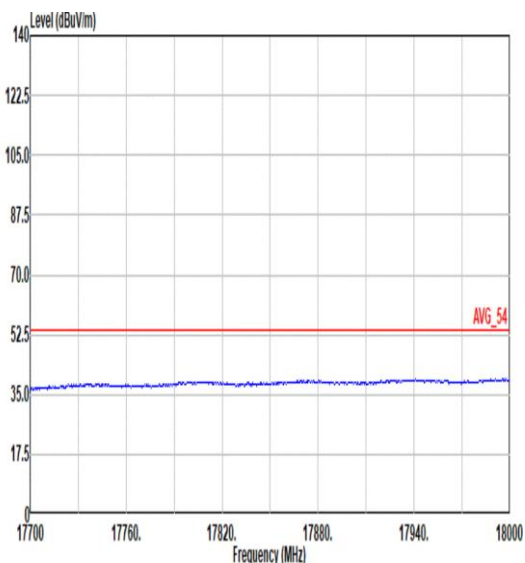


		6																																																																																																	
Mode	Band Edge																																																																																																		
	2400-2483.5_Bluetooth-LE_GSKF_CH39_2480MHz																																																																																																		
ANT	SISO																																																																																																		
Pol.	Vertical						Fundamental																																																																																												
Peak																																																																																																			
	<div>Site : 03CH11-HY Condition: PEAK_BE_74 3m 91200_01620_240828 VERTICAL : RBW:1000.000kHz VBW:3000.000kHz SMT:Auto</div> <table><thead><tr><th></th><th>Limit</th><th>Read</th><th>Ant</th><th>Cable</th><th>Preamp</th><th>Aux</th><th>APos</th><th>TPos</th><th></th></tr><tr><th>Freq</th><th>Level</th><th>Line</th><th>Margin</th><th>Level</th><th>Factor</th><th>Loss</th><th>Factor</th><th>Factor</th><th>Remark</th></tr><tr><th></th><th>MHz</th><th>dBuV/m</th><th>dBuV/m</th><th>dB</th><th>dBuV</th><th>dB/m</th><th>dB</th><th>dB</th><th>cm</th><th>deg</th></tr></thead><tbody><tr><td>1</td><td>2483.54</td><td>55.75</td><td>74.00</td><td>-18.25</td><td>44.25</td><td>27.84</td><td>6.91</td><td>33.28</td><td>10.03</td><td>202</td><td>119</td><td>PEAK</td></tr></tbody></table>							Limit	Read	Ant	Cable	Preamp	Aux	APos	TPos		Freq	Level	Line	Margin	Level	Factor	Loss	Factor	Factor	Remark		MHz	dBuV/m	dBuV/m	dB	dBuV	dB/m	dB	dB	cm	deg	1	2483.54	55.75	74.00	-18.25	44.25	27.84	6.91	33.28	10.03	202	119	PEAK	<div>Site : 03CH11-HY Condition: PEAK_74 3m 91200_01620_240828 VERTICAL : RBW:1000.000kHz VBW:3000.000kHz SMT:Auto</div> <table><thead><tr><th></th><th>Limit</th><th>Read</th><th>Ant</th><th>Cable</th><th>Preamp</th><th>Aux</th><th>APos</th><th>TPos</th><th></th></tr><tr><th>Freq</th><th>Level</th><th>Line</th><th>Margin</th><th>Level</th><th>Factor</th><th>Loss</th><th>Factor</th><th>Factor</th><th>Remark</th></tr><tr><th></th><th>MHz</th><th>dBuV/m</th><th>dBuV/m</th><th>dB</th><th>dBuV</th><th>dB/m</th><th>dB</th><th>dB</th><th>cm</th><th>deg</th></tr></thead><tbody><tr><td>1</td><td>2480.00</td><td>100.97</td><td>-----</td><td>-----</td><td>89.51</td><td>27.80</td><td>6.91</td><td>33.28</td><td>10.03</td><td>202</td><td>119</td><td>PEAK</td></tr></tbody></table>							Limit	Read	Ant	Cable	Preamp	Aux	APos	TPos		Freq	Level	Line	Margin	Level	Factor	Loss	Factor	Factor	Remark		MHz	dBuV/m	dBuV/m	dB	dBuV	dB/m	dB	dB	cm	deg	1	2480.00	100.97	-----	-----	89.51	27.80	6.91	33.28	10.03	202	119
	Limit	Read	Ant	Cable	Preamp	Aux	APos	TPos																																																																																											
Freq	Level	Line	Margin	Level	Factor	Loss	Factor	Factor	Remark																																																																																										
	MHz	dBuV/m	dBuV/m	dB	dBuV	dB/m	dB	dB	cm	deg																																																																																									
1	2483.54	55.75	74.00	-18.25	44.25	27.84	6.91	33.28	10.03	202	119	PEAK																																																																																							
	Limit	Read	Ant	Cable	Preamp	Aux	APos	TPos																																																																																											
Freq	Level	Line	Margin	Level	Factor	Loss	Factor	Factor	Remark																																																																																										
	MHz	dBuV/m	dBuV/m	dB	dBuV	dB/m	dB	dB	cm	deg																																																																																									
1	2480.00	100.97	-----	-----	89.51	27.80	6.91	33.28	10.03	202	119	PEAK																																																																																							
Avg.																																																																																																			
	<div>Site : 03CH11-HY Condition: AVG_BE_54 3m 91200_01620_240828 VERTICAL : RBW:1000.000kHz VBW:2.700kHz SMT:Auto</div> <table><thead><tr><th></th><th>Limit</th><th>Read</th><th>Ant</th><th>Cable</th><th>Preamp</th><th>Aux</th><th>APos</th><th>TPos</th><th></th></tr><tr><th>Freq</th><th>Level</th><th>Line</th><th>Margin</th><th>Level</th><th>Factor</th><th>Loss</th><th>Factor</th><th>Factor</th><th>Remark</th></tr><tr><th></th><th>MHz</th><th>dBuV/m</th><th>dBuV/m</th><th>dB</th><th>dBuV</th><th>dB/m</th><th>dB</th><th>dB</th><th>cm</th><th>deg</th></tr></thead><tbody><tr><td>1</td><td>2483.82</td><td>43.00</td><td>54.00</td><td>-10.20</td><td>32.30</td><td>27.84</td><td>6.91</td><td>33.28</td><td>10.03</td><td>202</td><td>119</td><td>AVERAGE</td></tr></tbody></table>							Limit	Read	Ant	Cable	Preamp	Aux	APos	TPos		Freq	Level	Line	Margin	Level	Factor	Loss	Factor	Factor	Remark		MHz	dBuV/m	dBuV/m	dB	dBuV	dB/m	dB	dB	cm	deg	1	2483.82	43.00	54.00	-10.20	32.30	27.84	6.91	33.28	10.03	202	119	AVERAGE	<div>Site : 03CH11-HY Condition: AVG_54 3m 91200_01620_240828 VERTICAL : RBW:1000.000kHz VBW:2.700kHz SMT:Auto</div> <table><thead><tr><th></th><th>Limit</th><th>Read</th><th>Ant</th><th>Cable</th><th>Preamp</th><th>Aux</th><th>APos</th><th>TPos</th><th></th></tr><tr><th>Freq</th><th>Level</th><th>Line</th><th>Margin</th><th>Level</th><th>Factor</th><th>Loss</th><th>Factor</th><th>Factor</th><th>Remark</th></tr><tr><th></th><th>MHz</th><th>dBuV/m</th><th>dBuV/m</th><th>dB</th><th>dBuV</th><th>dB/m</th><th>dB</th><th>dB</th><th>cm</th><th>deg</th></tr></thead><tbody><tr><td>1</td><td>2480.00</td><td>100.15</td><td>-----</td><td>-----</td><td>88.69</td><td>27.80</td><td>6.91</td><td>33.28</td><td>10.03</td><td>202</td><td>119</td><td>AVERAGE</td></tr></tbody></table>							Limit	Read	Ant	Cable	Preamp	Aux	APos	TPos		Freq	Level	Line	Margin	Level	Factor	Loss	Factor	Factor	Remark		MHz	dBuV/m	dBuV/m	dB	dBuV	dB/m	dB	dB	cm	deg	1	2480.00	100.15	-----	-----	88.69	27.80	6.91	33.28	10.03	202	119
	Limit	Read	Ant	Cable	Preamp	Aux	APos	TPos																																																																																											
Freq	Level	Line	Margin	Level	Factor	Loss	Factor	Factor	Remark																																																																																										
	MHz	dBuV/m	dBuV/m	dB	dBuV	dB/m	dB	dB	cm	deg																																																																																									
1	2483.82	43.00	54.00	-10.20	32.30	27.84	6.91	33.28	10.03	202	119	AVERAGE																																																																																							
	Limit	Read	Ant	Cable	Preamp	Aux	APos	TPos																																																																																											
Freq	Level	Line	Margin	Level	Factor	Loss	Factor	Factor	Remark																																																																																										
	MHz	dBuV/m	dBuV/m	dB	dBuV	dB/m	dB	dB	cm	deg																																																																																									
1	2480.00	100.15	-----	-----	88.69	27.80	6.91	33.28	10.03	202	119	AVERAGE																																																																																							

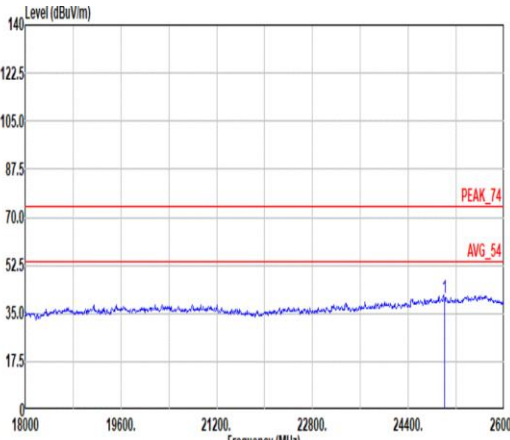
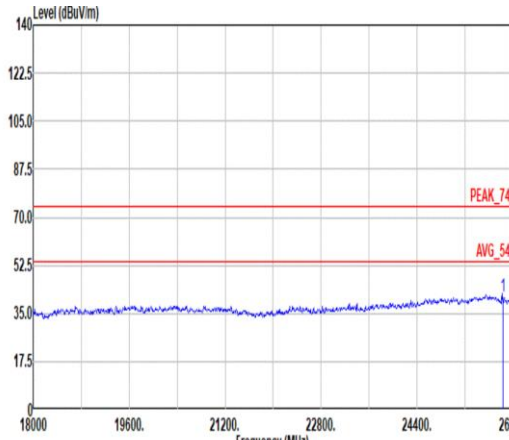


Mode	6																																																																																
	Harmonic																																																																																
	2400-2483.5_Bluetooth-LE_GSKF_CH39_2480MHz																																																																																
ANT	SISO																																																																																
Pol.	Horizontal						Vertical																																																																										
Peak Avg.																																																																																	
	Site : 03CH11-HY Condition: PEAK_74 3m 91280_01620_240828 HORIZONTAL																																																																																
	<table><tr><th></th><th>Limit</th><th>Read</th><th>Ant</th><th>Cable</th><th>Preamp</th><th>Aux</th><th>APos</th><th>TPos</th><th></th></tr><tr><th>Freq</th><th>Level</th><th>Line Margin</th><th>Level</th><th>Factor</th><th>Loss</th><th>Factor</th><th>Factor</th><th></th><th>Remark</th></tr><tr><th></th><th>MHz</th><th>dBuV/m</th><th>dBuV/m</th><th>dB</th><th>dBuV</th><th>dB/m</th><th>dB</th><th>dB</th><th>cm</th><th>deg</th></tr><tr><td>1</td><td>4960.00</td><td>48.35</td><td>74.00</td><td>-25.65</td><td>61.01</td><td>33.02</td><td>11.59</td><td>58.64</td><td>0.57</td><td>100</td><td>299</td><td>PEAK</td></tr><tr><td>2</td><td>4960.00</td><td>44.86</td><td>54.00</td><td>-9.14</td><td>58.32</td><td>33.02</td><td>11.59</td><td>58.64</td><td>0.57</td><td>100</td><td>299</td><td>Average</td></tr><tr><td>3</td><td>7440.00</td><td>42.62</td><td>74.00</td><td>-31.38</td><td>50.24</td><td>36.24</td><td>14.72</td><td>58.90</td><td>0.32</td><td>--</td><td>--</td><td>PEAK</td></tr></table>													Limit	Read	Ant	Cable	Preamp	Aux	APos	TPos		Freq	Level	Line Margin	Level	Factor	Loss	Factor	Factor		Remark		MHz	dBuV/m	dBuV/m	dB	dBuV	dB/m	dB	dB	cm	deg	1	4960.00	48.35	74.00	-25.65	61.01	33.02	11.59	58.64	0.57	100	299	PEAK	2	4960.00	44.86	54.00	-9.14	58.32	33.02	11.59	58.64	0.57	100	299	Average	3	7440.00	42.62	74.00	-31.38	50.24	36.24	14.72	58.90	0.32	--	--
	Limit	Read	Ant	Cable	Preamp	Aux	APos	TPos																																																																									
Freq	Level	Line Margin	Level	Factor	Loss	Factor	Factor		Remark																																																																								
	MHz	dBuV/m	dBuV/m	dB	dBuV	dB/m	dB	dB	cm	deg																																																																							
1	4960.00	48.35	74.00	-25.65	61.01	33.02	11.59	58.64	0.57	100	299	PEAK																																																																					
2	4960.00	44.86	54.00	-9.14	58.32	33.02	11.59	58.64	0.57	100	299	Average																																																																					
3	7440.00	42.62	74.00	-31.38	50.24	36.24	14.72	58.90	0.32	--	--	PEAK																																																																					
Site : 03CH11-HY Condition: PEAK_74 3m 91280_01620_240828 VERTICAL																																																																																	
<table><tr><th></th><th>Limit</th><th>Read</th><th>Ant</th><th>Cable</th><th>Preamp</th><th>Aux</th><th>APos</th><th>TPos</th><th></th></tr><tr><th>Freq</th><th>Level</th><th>Line Margin</th><th>Level</th><th>Factor</th><th>Loss</th><th>Factor</th><th>Factor</th><th></th><th>Remark</th></tr><tr><th></th><th>MHz</th><th>dBuV/m</th><th>dBuV/m</th><th>dB</th><th>dBuV</th><th>dB/m</th><th>dB</th><th>dB</th><th>cm</th><th>deg</th></tr><tr><td>1</td><td>4960.00</td><td>43.74</td><td>74.00</td><td>-30.26</td><td>57.20</td><td>33.02</td><td>11.59</td><td>58.64</td><td>0.57</td><td>300</td><td>268</td><td>PEAK</td></tr><tr><td>2</td><td>4960.00</td><td>40.14</td><td>54.00</td><td>-13.86</td><td>53.60</td><td>33.02</td><td>11.59</td><td>58.64</td><td>0.57</td><td>300</td><td>268</td><td>Average</td></tr><tr><td>3</td><td>7440.00</td><td>43.51</td><td>74.00</td><td>-30.49</td><td>51.13</td><td>36.24</td><td>14.72</td><td>58.90</td><td>0.32</td><td>--</td><td>--</td><td>PEAK</td></tr></table>													Limit	Read	Ant	Cable	Preamp	Aux	APos	TPos		Freq	Level	Line Margin	Level	Factor	Loss	Factor	Factor		Remark		MHz	dBuV/m	dBuV/m	dB	dBuV	dB/m	dB	dB	cm	deg	1	4960.00	43.74	74.00	-30.26	57.20	33.02	11.59	58.64	0.57	300	268	PEAK	2	4960.00	40.14	54.00	-13.86	53.60	33.02	11.59	58.64	0.57	300	268	Average	3	7440.00	43.51	74.00	-30.49	51.13	36.24	14.72	58.90	0.32	--	--	PEAK
	Limit	Read	Ant	Cable	Preamp	Aux	APos	TPos																																																																									
Freq	Level	Line Margin	Level	Factor	Loss	Factor	Factor		Remark																																																																								
	MHz	dBuV/m	dBuV/m	dB	dBuV	dB/m	dB	dB	cm	deg																																																																							
1	4960.00	43.74	74.00	-30.26	57.20	33.02	11.59	58.64	0.57	300	268	PEAK																																																																					
2	4960.00	40.14	54.00	-13.86	53.60	33.02	11.59	58.64	0.57	300	268	Average																																																																					
3	7440.00	43.51	74.00	-30.49	51.13	36.24	14.72	58.90	0.32	--	--	PEAK																																																																					

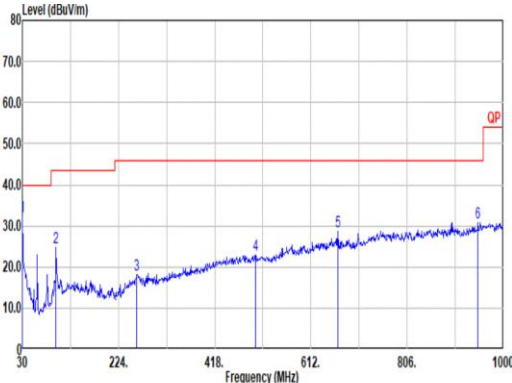
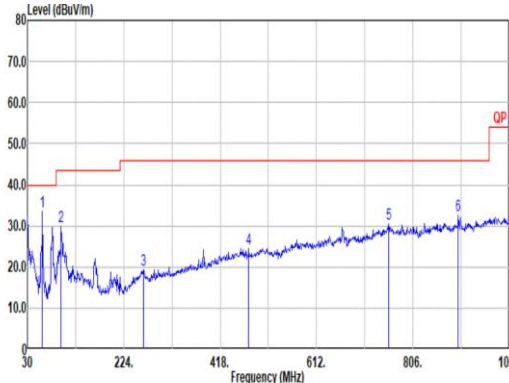


Mode	6	
	Harmonic	
	2400-2483.5_Bluetooth-LE_GSKF_CH39_2480MHz	
ANT	SISO	
Pol.	Horizontal	Vertical
14.47G ~14.5G Avg.	 <p>Site : 03CH11-HY Condition: AVG_54 3m 91200_01620_240828 HORIZONTAL</p>	 <p>Site : 03CH11-HY Condition: AVG_54 3m 91200_01620_240828 VERTICAL</p>
17.7G ~18G Avg.	 <p>Site : 03CH11-HY Condition: AVG_54 3m 91200_01620_240828 HORIZONTAL</p>	 <p>Site : 03CH11-HY Condition: AVG_54 3m 91200_01620_240828 VERTICAL</p>



Mode	21																																																																																																		
	SHF																																																																																																		
	2400-2483.5_Bluetooth-LE_GSKF_CH39_2480MHz																																																																																																		
ANT	SISO																																																																																																		
Pol.	Horizontal						Vertical																																																																																												
Peak																																																																																																			
	Site : 03CH11-HY Condition: PEAK_74 1m SHF_1224_240624 HORIZONTAL						Site : 03CH11-HY Condition: PEAK_74 1m SHF_1224_240624 VERTICAL																																																																																												
	<table><thead><tr><th></th><th>Limit</th><th>Read</th><th>Ant</th><th>Cable</th><th>Preamp</th><th>Aux</th><th>APos</th><th>TPos</th><th></th></tr><tr><th>Freq</th><th>Level</th><th>Line</th><th>Margin</th><th>Level</th><th>Factor</th><th>Loss</th><th>Factor</th><th>Factor</th><th>Remark</th></tr><tr><th>MHz</th><th>dBuV/m</th><th>dBuV/m</th><th>dB</th><th>dBuV</th><th>dB/m</th><th>dB</th><th>dB</th><th>dB</th><th>cm</th><th>deg</th><th></th></tr></thead><tbody><tr><td>1 25000.56</td><td>40.56</td><td>74.00</td><td>-33.44</td><td>35.37</td><td>39.50</td><td>28.43</td><td>53.20</td><td>-9.54</td><td>--</td><td>--</td><td>PEAK</td></tr></tbody></table>							Limit	Read	Ant	Cable	Preamp	Aux	APos	TPos		Freq	Level	Line	Margin	Level	Factor	Loss	Factor	Factor	Remark	MHz	dBuV/m	dBuV/m	dB	dBuV	dB/m	dB	dB	dB	cm	deg		1 25000.56	40.56	74.00	-33.44	35.37	39.50	28.43	53.20	-9.54	--	--	PEAK	<table><thead><tr><th></th><th>Limit</th><th>Read</th><th>Ant</th><th>Cable</th><th>Preamp</th><th>Aux</th><th>APos</th><th>TPos</th><th></th></tr><tr><th>Freq</th><th>Level</th><th>Line</th><th>Margin</th><th>Level</th><th>Factor</th><th>Loss</th><th>Factor</th><th>Factor</th><th>Remark</th></tr><tr><th>MHz</th><th>dBuV/m</th><th>dBuV/m</th><th>dB</th><th>dBuV</th><th>dB/m</th><th>dB</th><th>dB</th><th>dB</th><th>cm</th><th>deg</th><th></th></tr></thead><tbody><tr><td>1 25826.32</td><td>41.30</td><td>74.00</td><td>-32.70</td><td>36.30</td><td>39.25</td><td>28.39</td><td>53.10</td><td>-9.54</td><td>--</td><td>--</td><td>PEAK</td></tr></tbody></table>							Limit	Read	Ant	Cable	Preamp	Aux	APos	TPos		Freq	Level	Line	Margin	Level	Factor	Loss	Factor	Factor	Remark	MHz	dBuV/m	dBuV/m	dB	dBuV	dB/m	dB	dB	dB	cm	deg		1 25826.32	41.30	74.00	-32.70	36.30	39.25	28.39	53.10	-9.54	--	--
	Limit	Read	Ant	Cable	Preamp	Aux	APos	TPos																																																																																											
Freq	Level	Line	Margin	Level	Factor	Loss	Factor	Factor	Remark																																																																																										
MHz	dBuV/m	dBuV/m	dB	dBuV	dB/m	dB	dB	dB	cm	deg																																																																																									
1 25000.56	40.56	74.00	-33.44	35.37	39.50	28.43	53.20	-9.54	--	--	PEAK																																																																																								
	Limit	Read	Ant	Cable	Preamp	Aux	APos	TPos																																																																																											
Freq	Level	Line	Margin	Level	Factor	Loss	Factor	Factor	Remark																																																																																										
MHz	dBuV/m	dBuV/m	dB	dBuV	dB/m	dB	dB	dB	cm	deg																																																																																									
1 25826.32	41.30	74.00	-32.70	36.30	39.25	28.39	53.10	-9.54	--	--	PEAK																																																																																								



Mode	22																																																																																																																																																																																																		
	LF																																																																																																																																																																																																		
	2400-2483.5_Bluetooth-LE_GSKF_CH39_2480MHz																																																																																																																																																																																																		
ANT	SISO																																																																																																																																																																																																		
Pol.	Horizontal								Vertical																																																																																																																																																																																										
QP/ Peak																																																																																																																																																																																																			
	Site : 03CH11-HY Condition: QP 3m Bilog_41912805_240204 HORIZONTAL								Site : 03CH11-HY Condition: QP 3m Bilog_41912805_240204 VERTICAL																																																																																																																																																																																										
	<table><thead><tr><th></th><th>Limit</th><th>Read</th><th>Ant</th><th>Cable</th><th>Preamp</th><th>Aux</th><th>APos</th><th>TPos</th><th>Remark</th></tr><tr><th>Freq</th><th>Level</th><th>Line</th><th>Margin</th><th>Level</th><th>Factor</th><th>Loss</th><th>Factor</th><th>Factor</th><th></th></tr><tr><th>MHz</th><th>dBuV/m</th><th>dBuV/m</th><th>dB</th><th>dBuV</th><th>dB/m</th><th>dB</th><th>dB</th><th>dB</th><th>cm deg</th></tr></thead><tbody><tr><td>1</td><td>30.00</td><td>32.24</td><td>40.00</td><td>-7.76</td><td>39.48</td><td>24.64</td><td>0.50</td><td>32.46</td><td>0.08 -- -- Peak</td></tr><tr><td>2</td><td>97.90</td><td>24.79</td><td>43.50</td><td>-18.71</td><td>40.45</td><td>15.60</td><td>1.00</td><td>32.38</td><td>0.04 -- -- Peak</td></tr><tr><td>3</td><td>260.86</td><td>18.06</td><td>46.00</td><td>-27.94</td><td>28.21</td><td>19.80</td><td>1.98</td><td>32.08</td><td>0.15 -- -- Peak</td></tr><tr><td>4</td><td>499.48</td><td>22.86</td><td>46.00</td><td>-23.14</td><td>28.00</td><td>23.55</td><td>2.06</td><td>32.47</td><td>0.12 -- -- Peak</td></tr><tr><td>5</td><td>666.32</td><td>28.55</td><td>46.00</td><td>-17.45</td><td>30.75</td><td>26.11</td><td>3.37</td><td>31.83</td><td>0.15 -- -- Peak</td></tr><tr><td>6</td><td>948.59</td><td>30.82</td><td>46.00</td><td>-15.18</td><td>28.00</td><td>29.55</td><td>4.07</td><td>31.01</td><td>0.21 -- -- Peak</td></tr></tbody></table>									Limit	Read	Ant	Cable	Preamp	Aux	APos	TPos	Remark	Freq	Level	Line	Margin	Level	Factor	Loss	Factor	Factor		MHz	dBuV/m	dBuV/m	dB	dBuV	dB/m	dB	dB	dB	cm deg	1	30.00	32.24	40.00	-7.76	39.48	24.64	0.50	32.46	0.08 -- -- Peak	2	97.90	24.79	43.50	-18.71	40.45	15.60	1.00	32.38	0.04 -- -- Peak	3	260.86	18.06	46.00	-27.94	28.21	19.80	1.98	32.08	0.15 -- -- Peak	4	499.48	22.86	46.00	-23.14	28.00	23.55	2.06	32.47	0.12 -- -- Peak	5	666.32	28.55	46.00	-17.45	30.75	26.11	3.37	31.83	0.15 -- -- Peak	6	948.59	30.82	46.00	-15.18	28.00	29.55	4.07	31.01	0.21 -- -- Peak	<table><thead><tr><th></th><th>Limit</th><th>Read</th><th>Ant</th><th>Cable</th><th>Preamp</th><th>Aux</th><th>APos</th><th>TPos</th><th>Remark</th></tr><tr><th>Freq</th><th>Level</th><th>Line</th><th>Margin</th><th>Level</th><th>Factor</th><th>Loss</th><th>Factor</th><th>Factor</th><th></th></tr><tr><th>MHz</th><th>dBuV/m</th><th>dBuV/m</th><th>dB</th><th>dBuV</th><th>dB/m</th><th>dB</th><th>dB</th><th>dB</th><th>cm deg</th></tr></thead><tbody><tr><td>1</td><td>60.07</td><td>33.42</td><td>40.00</td><td>-6.58</td><td>52.82</td><td>11.96</td><td>0.68</td><td>32.11</td><td>0.07 100 10</td></tr><tr><td>2</td><td>97.90</td><td>29.89</td><td>43.50</td><td>-13.61</td><td>45.55</td><td>15.60</td><td>1.00</td><td>32.38</td><td>0.04 -- -- Peak</td></tr><tr><td>3</td><td>263.77</td><td>19.27</td><td>46.00</td><td>-26.73</td><td>29.29</td><td>19.91</td><td>1.99</td><td>32.06</td><td>0.14 -- -- Peak</td></tr><tr><td>4</td><td>475.23</td><td>24.55</td><td>46.00</td><td>-21.45</td><td>30.00</td><td>23.02</td><td>2.78</td><td>32.17</td><td>0.12 -- -- Peak</td></tr><tr><td>5</td><td>756.53</td><td>30.34</td><td>46.00</td><td>-15.66</td><td>30.50</td><td>27.58</td><td>3.59</td><td>31.53</td><td>0.20 -- -- Peak</td></tr><tr><td>6</td><td>897.18</td><td>32.69</td><td>46.00</td><td>-13.31</td><td>31.74</td><td>28.18</td><td>4.05</td><td>31.51</td><td>0.23 -- -- Peak</td></tr></tbody></table>									Limit	Read	Ant	Cable	Preamp	Aux	APos	TPos	Remark	Freq	Level	Line	Margin	Level	Factor	Loss	Factor	Factor		MHz	dBuV/m	dBuV/m	dB	dBuV	dB/m	dB	dB	dB	cm deg	1	60.07	33.42	40.00	-6.58	52.82	11.96	0.68	32.11	0.07 100 10	2	97.90	29.89	43.50	-13.61	45.55	15.60	1.00	32.38	0.04 -- -- Peak	3	263.77	19.27	46.00	-26.73	29.29	19.91	1.99	32.06	0.14 -- -- Peak	4	475.23	24.55	46.00	-21.45	30.00	23.02	2.78	32.17	0.12 -- -- Peak	5	756.53	30.34	46.00	-15.66	30.50	27.58	3.59	31.53	0.20 -- -- Peak	6	897.18	32.69	46.00	-13.31	31.74	28.18	4.05	31.51
	Limit	Read	Ant	Cable	Preamp	Aux	APos	TPos	Remark																																																																																																																																																																																										
Freq	Level	Line	Margin	Level	Factor	Loss	Factor	Factor																																																																																																																																																																																											
MHz	dBuV/m	dBuV/m	dB	dBuV	dB/m	dB	dB	dB	cm deg																																																																																																																																																																																										
1	30.00	32.24	40.00	-7.76	39.48	24.64	0.50	32.46	0.08 -- -- Peak																																																																																																																																																																																										
2	97.90	24.79	43.50	-18.71	40.45	15.60	1.00	32.38	0.04 -- -- Peak																																																																																																																																																																																										
3	260.86	18.06	46.00	-27.94	28.21	19.80	1.98	32.08	0.15 -- -- Peak																																																																																																																																																																																										
4	499.48	22.86	46.00	-23.14	28.00	23.55	2.06	32.47	0.12 -- -- Peak																																																																																																																																																																																										
5	666.32	28.55	46.00	-17.45	30.75	26.11	3.37	31.83	0.15 -- -- Peak																																																																																																																																																																																										
6	948.59	30.82	46.00	-15.18	28.00	29.55	4.07	31.01	0.21 -- -- Peak																																																																																																																																																																																										
	Limit	Read	Ant	Cable	Preamp	Aux	APos	TPos	Remark																																																																																																																																																																																										
Freq	Level	Line	Margin	Level	Factor	Loss	Factor	Factor																																																																																																																																																																																											
MHz	dBuV/m	dBuV/m	dB	dBuV	dB/m	dB	dB	dB	cm deg																																																																																																																																																																																										
1	60.07	33.42	40.00	-6.58	52.82	11.96	0.68	32.11	0.07 100 10																																																																																																																																																																																										
2	97.90	29.89	43.50	-13.61	45.55	15.60	1.00	32.38	0.04 -- -- Peak																																																																																																																																																																																										
3	263.77	19.27	46.00	-26.73	29.29	19.91	1.99	32.06	0.14 -- -- Peak																																																																																																																																																																																										
4	475.23	24.55	46.00	-21.45	30.00	23.02	2.78	32.17	0.12 -- -- Peak																																																																																																																																																																																										
5	756.53	30.34	46.00	-15.66	30.50	27.58	3.59	31.53	0.20 -- -- Peak																																																																																																																																																																																										
6	897.18	32.69	46.00	-13.31	31.74	28.18	4.05	31.51	0.23 -- -- Peak																																																																																																																																																																																										



Appendix D. Duty Cycle Plots

Band	Duty Cycle(%)	T(us)	1/T(kHz)	VBW Setting
Bluetooth - LE for 1Mbps	62.50	390	2.564	2.7kHz

