

# SAR TEST REPORT

The following samples were submitted and identified on behalf of the client as:

<b>Equipment Under Test</b>	Notebook Computer
<b>Module Model No.</b>	NFA-BAC-MR-02
<b>System Trade Name</b>	lenovo
<b>System Model No.</b>	Lenovo N20 Chrome; 80G1; 20419; Lenovo N20p Chrome; 80G2; 20425
<b>System Product Name</b>	Notebook Computer
<b>Company Name</b>	UNIVERSAL GLOBAL SCIENTIFIC INDUSTRIAL CO., LTD.
<b>Company Address</b>	141, Lane 351, Sec. 1, Taiping Road, Tsao-tuen, Nantou 54261, Taiwan
<b>Standards</b>	FCC OET 65 supplement C, IEEE /ANSI C95.1 , C95.3, IEEE 1528, RSS 102
<b>FCC ID</b>	COFNFABACMR02
<b>IC ID</b>	10293A- NFABACMR02
<b>Date of Receipt</b>	Apr. 03, 2014
<b>Date of Test(s)</b>	Apr. 28, 2014 ~ May 06, 2014
<b>Date of Issue</b>	May 15, 2014

In the configuration tested, the EUT complied with the standards specified above.

## Remarks:

This report details the results of the testing carried out on one sample, the results contained in this test report do not relate to other samples of the same product. The manufacturer should ensure that all products in series production are in conformity with the product sample detailed in this report.

This report may only be reproduced and distributed in full. If the product in this report is used in any configuration other than that detailed in the report, the manufacturer must ensure the new system complies with all relevant standards. Any mention of SGS Taiwan Electronic & Communication Laboratory or testing done by SGS Taiwan Electronic & Communication Laboratory in connection with distribution or use of the product described in this report must be approved by SGS Taiwan Electronic & Communication Laboratory in writing.

## Signed on behalf of SGS

Engineer

Sam Kuo

Sam Kuo

Date: May 15, 2014

Sr. Engineer

John Teh

John Yeh

Date: May 15, 2014

Unless otherwise stated the results shown in this test report refer only to the sample(s) tested and such sample(s) are retained for 90 days only.

除非另有說明，此報告結果僅對測試之樣品負責，同時此樣品僅保留90天。本報告未經本公司書面許可，不可部份複製。

This document is issued by the Company subject to its General Conditions of Service printed overleaf, available on request or accessible at [www.sgs.com/terms\\_and\\_conditions.htm](http://www.sgs.com/terms_and_conditions.htm) and, for electronic format documents, subject to Terms and Conditions for Electronic Documents at [www.sgs.com/terms\\_e-document.htm](http://www.sgs.com/terms_e-document.htm). Attention is drawn to the limitation of liability, indemnification and jurisdiction issues defined therein. Any holder of this document is advised that information contained hereon reflects the Company's findings at the time of its intervention only and within the limits of Client's instructions, if any. The Company's sole responsibility is to its Client and this document does not exonerate parties to a transaction from exercising all their rights and obligations under the transaction documents. This document cannot be reproduced except in full, without prior written approval of the Company. Any unauthorized alteration, forgery or falsification of the content or appearance of this document is unlawful and offenders may be prosecuted to the fullest extent of the law.

## Version

Report Number	Revision	Date	Memo
ES/2014/40005	00	2014/5/8	Initial creation of test report.
ES/2014/40005	01	2014/5/15	1 <sup>st</sup> Modification

**This test report contains a reference to the previous version test report that it replaces.**

Unless otherwise stated the results shown in this test report refer only to the sample(s) tested and such sample(s) are retained for 90 days only.

除非另有說明，此報告結果僅對測試之樣品負責，同時此樣品僅保留90天。本報告未經本公司書面許可，不可部份複製。

This document is issued by the Company subject to its General Conditions of Service printed overleaf, available on request or accessible at [www.sgs.com/terms\\_and\\_conditions.htm](http://www.sgs.com/terms_and_conditions.htm) and, for electronic format documents, subject to Terms and Conditions for Electronic Documents at [www.sgs.com/terms\\_e-document.htm](http://www.sgs.com/terms_e-document.htm). Attention is drawn to the limitation of liability, indemnification and jurisdiction issues defined therein. Any holder of this document is advised that information contained hereon reflects the Company's findings at the time of its intervention only and within the limits of Client's instructions, if any. The Company's sole responsibility is to its Client and this document does not exonerate parties to a transaction from exercising all their rights and obligations under the transaction documents. This document cannot be reproduced except in full, without prior written approval of the Company. Any unauthorized alteration, forgery or falsification of the content or appearance of this document is unlawful and offenders may be prosecuted to the fullest extent of the law.

## Contents

1. General Information .....	4
1.1 Testing Laboratory .....	4
1.2 Details of Applicant .....	4
1.3 Description of EUT .....	5
1.4 Test Environment .....	31
1.5 Operation Description .....	31
1.6 The SAR Measurement System .....	36
1.7 System Components .....	38
1.8 SAR System Verification .....	40
1.9 Tissue Simulant Fluid for the Frequency Band .....	42
1.10 Evaluation Procedures .....	45
1.11 Probe Calibration Procedures .....	46
1.12 Test Standards and Limits .....	49
2. Summary of Results .....	51
3. Instruments List .....	57
4. Measurements .....	58
5. SAR System Performance Verification .....	110
6. DAE & Probe Calibration Certificate .....	119
7. Uncertainty Budget .....	140
8. Phantom Description .....	141
9. System Validation from Original Equipment Supplier .....	142

Unless otherwise stated the results shown in this test report refer only to the sample(s) tested and such sample(s) are retained for 90 days only.

除非另有說明，此報告結果僅對測試之樣品負責，同時此樣品僅保留90天。本報告未經本公司書面許可，不可部份複製。

This document is issued by the Company subject to its General Conditions of Service printed overleaf, available on request or accessible at [www.sgs.com/terms\\_and\\_conditions.htm](http://www.sgs.com/terms_and_conditions.htm) and, for electronic format documents, subject to Terms and Conditions for Electronic Documents at [www.sgs.com/terms\\_e-document.htm](http://www.sgs.com/terms_e-document.htm). Attention is drawn to the limitation of liability, indemnification and jurisdiction issues defined therein. Any holder of this document is advised that information contained hereon reflects the Company's findings at the time of its intervention only and within the limits of Client's instructions, if any. The Company's sole responsibility is to its Client and this document does not exonerate parties to a transaction from exercising all their rights and obligations under the transaction documents. This document cannot be reproduced except in full, without prior written approval of the Company. Any unauthorized alteration, forgery or falsification of the content or appearance of this document is unlawful and offenders may be prosecuted to the fullest extent of the law.

# 1. General Information

## 1.1 Testing Laboratory

SGS Taiwan Ltd. Electronics & Communication Laboratory	
No.134, Wu Kung Road, New Taipei Industrial Park, Wuku District, New Taipei City, Taiwan	
Tel	+886-2-2299-3279
Fax	+886-2-2298-0488
Internet	<a href="http://www.tw.sgs.com/">http://www.tw.sgs.com/</a>

## 1.2 Details of Applicant

Company Name	UNIVERSAL GLOBAL SCIENTIFIC INDUSTRIAL CO., LTD.
Company Address	141, Lane 351, Sec. 1, Taiping Road, Tsaotuen, Nantou 54261, Taiwan

Unless otherwise stated the results shown in this test report refer only to the sample(s) tested and such sample(s) are retained for 90 days only.

除非另有說明，此報告結果僅對測試之樣品負責，同時此樣品僅保留90天。本報告未經本公司書面許可，不可部份複製。

This document is issued by the Company subject to its General Conditions of Service printed overleaf, available on request or accessible at [www.sgs.com/terms\\_and\\_conditions.htm](http://www.sgs.com/terms_and_conditions.htm) and, for electronic format documents, subject to Terms and Conditions for Electronic Documents at [www.sgs.com/terms\\_e-document.htm](http://www.sgs.com/terms_e-document.htm). Attention is drawn to the limitation of liability, indemnification and jurisdiction issues defined therein. Any holder of this document is advised that information contained hereon reflects the Company's findings at the time of its intervention only and within the limits of Client's instructions, if any. The Company's sole responsibility is to its Client and this document does not exonerate parties to a transaction from exercising all their rights and obligations under the transaction documents. This document cannot be reproduced except in full, without prior written approval of the Company. Any unauthorized alteration, forgery or falsification of the content or appearance of this document is unlawful and offenders may be prosecuted to the fullest extent of the law.

### 1.3 Description of EUT

Equipment Under Test	Notebook Computer		
Module Model No.	NFA-BAC-MR-02		
System Trade Name	lenovo		
System Model No.	Lenovo N20 Chrome; 80G1; 20419; Lenovo N20p Chrome; 80G2; 20425		
System Product Name	Notebook Computer		
FCC ID	COFNFABACMR02		
IC ID	10293A- NFABACMR02		
Mode of Operation	<input checked="" type="checkbox"/> WLAN802.11 a/b/g/n (20M/40M)/ac(20M/40M/80M) band		
Duty Cycle	WLAN802.11 a/b/g/n(20M/40M)/ac(20M/40M/80M)	1	
TX Frequency Range (MHz)	WLAN802.11 b/g/n(20M)	2412	— 2462
	WLAN802.11 n(40M)	2422	— 2452
	WLAN802.11 a 5.2G	5180	— 5240
	WLAN802.11 n/ac (20M) 5.2G	5180	— 5240
	WLAN802.11 n/ac (40M) 5.2G	5190	— 5230
	WLAN802.11 ac (80M) 5.2G	5210	
	WLAN802.11 a 5.3G	5260	— 5320
	WLAN802.11 n/ac (20M) 5.3G	5260	— 5320
	WLAN802.11 n/ac (40M) 5.3G	5270	— 5310
	WLAN802.11 ac (80M) 5.3G	5290	
	WLAN802.11 a 5.6G	5500	— 5700
	WLAN802.11 n/ac (20M) 5.6G	5500	— 5700
	WLAN802.11 n/ac (40M) 5.6G	5510	— 5670
	WLAN802.11 ac (80M) 5.6G	5530	— 5690
WLAN802.11 a 5.8G	5745	— 5825	

Unless otherwise stated the results shown in this test report refer only to the sample(s) tested and such sample(s) are retained for 90 days only.

除非另有說明，此報告結果僅對測試之樣品負責，同時此樣品僅保留90天。本報告未經本公司書面許可，不可部份複製。

This document is issued by the Company subject to its General Conditions of Service printed overleaf, available on request or accessible at [www.sgs.com/terms\\_and\\_conditions.htm](http://www.sgs.com/terms_and_conditions.htm) and, for electronic format documents, subject to Terms and Conditions for Electronic Documents at [www.sgs.com/terms\\_e-document.htm](http://www.sgs.com/terms_e-document.htm). Attention is drawn to the limitation of liability, indemnification and jurisdiction issues defined therein. Any holder of this document is advised that information contained hereon reflects the Company's findings at the time of its intervention only and within the limits of Client's instructions, if any. The Company's sole responsibility is to its Client and this document does not exonerate parties to a transaction from exercising all their rights and obligations under the transaction documents. This document cannot be reproduced except in full, without prior written approval of the Company. Any unauthorized alteration, forgery or falsification of the content or appearance of this document is unlawful and offenders may be prosecuted to the fullest extent of the law.

TX Frequency Range (MHz)	WLAN802.11 n/ac (20M) 5.8G	5745	—	5825
	WLAN802.11 n/ac (40M) 5.8G	5755	—	5795
	WLAN802.11 ac (80M) 5.8G	5775		
Channel Number (ARFCN)	WLAN802.11 b/g/n(20M)	1	—	11
	WLAN802.11 n(40M)	3	—	9
	WLAN802.11 a 5.2G	36	—	48
	WLAN802.11 n/ac (20M) 5.2G	36	—	48
	WLAN802.11 n/ac (40M) 5.2G	38	—	46
	WLAN802.11 ac (80M) 5.2G	42		
	WLAN802.11 a 5.3G	52	—	64
	WLAN802.11 n/ac (20M) 5.3G	52	—	64
	WLAN802.11 n/ac (40M) 5.3G	54	—	62
	WLAN802.11 ac (80M) 5.3G	58		
	WLAN802.11 a 5.6G	100	—	140
	WLAN802.11 n/ac (20M) 5.6G	100	—	140
	WLAN802.11 n/ac (40M) 5.6G	102	—	134
	WLAN802.11 ac (80M) 5.6G	106	—	138
	WLAN802.11 a 5.8G	149	—	165
	WLAN802.11 n/ac (20M) 5.8G	149	—	165
WLAN802.11 n/ac (40M) 5.8G	151	—	159	
WLAN802.11 ac (80M) 5.8G	155			

Unless otherwise stated the results shown in this test report refer only to the sample(s) tested and such sample(s) are retained for 90 days only.

除非另有說明，此報告結果僅對測試之樣品負責，同時此樣品僅保留90天。本報告未經本公司書面許可，不可部份複製。

This document is issued by the Company subject to its General Conditions of Service printed overleaf, available on request or accessible at [www.sgs.com/terms\\_and\\_conditions.htm](http://www.sgs.com/terms_and_conditions.htm) and, for electronic format documents, subject to Terms and Conditions for Electronic Documents at [www.sgs.com/terms\\_e-document.htm](http://www.sgs.com/terms_e-document.htm). Attention is drawn to the limitation of liability, indemnification and jurisdiction issues defined therein. Any holder of this document is advised that information contained hereon reflects the Company's findings at the time of its intervention only and within the limits of Client's instructions, if any. The Company's sole responsibility is to its Client and this document does not exonerate parties to a transaction from exercising all their rights and obligations under the transaction documents. This document cannot be reproduced except in full, without prior written approval of the Company. Any unauthorized alteration, forgery or falsification of the content or appearance of this document is unlawful and offenders may be prosecuted to the fullest extent of the law.

Max. SAR (1 g) (Unit: W/Kg)					
Antenna	Band	Measured	Reported	Channel	Position
Main	WLAN802.11b	0.039	0.039	6	Right side
	WLAN802.11a 5.2G	0.166	0.169	48	Right side
	WLAN802.11ac(20M) 5.2G	0.098	0.098	44	Right side
	WLAN802.11ac(40M) 5.2G	0.086	0.086	46	Right side
	WLAN802.11ac(80M) 5.2G	0.00775	0.008	42	Right side
	WLAN802.11a 5.3G	0.182	0.193	60	Right side
	WLAN802.11ac(20M) 5.3G	0.165	0.166	52	Right side
	WLAN802.11ac(40M) 5.3G	0.119	0.12	54	Right side
	WLAN802.11ac(80M) 5.3G	0.022	0.023	58	Right side
	WLAN802.11a 5.6G	0.24	0.241	104	Right side
	WLAN802.11ac(20M) 5.6G	0.235	0.236	112	Right side
	WLAN802.11ac(40M) 5.6G	0.19	0.191	110	Right side
	WLAN802.11ac(80M) 5.6G	0.013	0.013	138	Right side
	WLAN802.11n(20M) 5.8G	0.205	0.279	161	Right side
	WLAN802.11n(40M) 5.8G	0.23	0.282	159	Right side
	WLAN802.11ac(20M) 5.8G	0.228	0.242	157	Right side
	WLAN802.11ac(40M) 5.8G	0.21	0.251	159	Right side
WLAN802.11ac(80M) 5.8G	0.069	0.077	155	Right side	
Aux	WLAN802.11b	0.014	0.014	6	Screen back
	WLAN802.11a 5.2G	0.168	0.169	36	Screen back
	WLAN802.11ac(20M) 5.2G	0.098	0.098	40	Screen back
	WLAN802.11ac(40M) 5.2G	0.112	0.119	46	Screen back
	WLAN802.11ac(80M) 5.2G	0.032	0.032	42	Screen back

Unless otherwise stated the results shown in this test report refer only to the sample(s) tested and such sample(s) are retained for 90 days only.

除非另有說明，此報告結果僅對測試之樣品負責，同時此樣品僅保留90天。本報告未經本公司書面許可，不可部份複製。

This document is issued by the Company subject to its General Conditions of Service printed overleaf, available on request or accessible at [www.sgs.com/terms\\_and\\_conditions.htm](http://www.sgs.com/terms_and_conditions.htm) and, for electronic format documents, subject to Terms and Conditions for Electronic Documents at [www.sgs.com/terms\\_e-document.htm](http://www.sgs.com/terms_e-document.htm). Attention is drawn to the limitation of liability, indemnification and jurisdiction issues defined therein. Any holder of this document is advised that information contained hereon reflects the Company's findings at the time of its intervention only and within the limits of Client's instructions, if any. The Company's sole responsibility is to its Client and this document does not exonerate parties to a transaction from exercising all their rights and obligations under the transaction documents. This document cannot be reproduced except in full, without prior written approval of the Company. Any unauthorized alteration, forgery or falsification of the content or appearance of this document is unlawful and offenders may be prosecuted to the fullest extent of the law.

Max. SAR (1 g) (Unit: W/Kg)					
Antenna	Band	Measured	Reported	Channel	Position
Aux	WLAN802.11a 5.3G	0.148	0.15	60	Screen back
	WLAN802.11ac(20M) 5.3G	0.101	0.101	52	Screen back
	WLAN802.11ac(40M) 5.3G	0.098	0.099	54	Screen back
	WLAN802.11ac(80M) 5.3G	0.027	0.03	58	Screen back
	WLAN802.11a 5.6G	0.209	0.218	132	Screen back
	WLAN802.11ac(20M) 5.6G	0.152	0.16	104	Screen back
	WLAN802.11ac(40M) 5.6G	0.131	0.143	110	Screen back
	WLAN802.11ac(80M) 5.6G	0.00671	0.007	106	Screen back
	WLAN802.a 5.8G	0.272	0.273	149	Screen back
	WLAN802.11ac(20M) 5.8G	0.18	0.183	157	Screen back
	WLAN802.11ac(40M) 5.8G	0.14	0.149	151	Screen back
	WLAN802.11ac(80M) 5.8G	0.014	0.015	155	Screen back
MIMO	WLAN802.11n(20M)	0.028	0.043	6	Right side
	WLAN802.11n(20M) 5.2G	0.101	0.101	48	Right side
	WLAN802.11ac(20M) 5.2G	0.061	0.061	44	Right side
	WLAN802.11ac(40M) 5.2G	0.069	0.071	46	Right side
	WLAN802.11ac(80M) 5.2G	0.00936	0.01	42	Right side
	WLAN802.11n(20M) 5.3G	0.124	0.126	52	Right side
	WLAN802.11ac(20M) 5.3G	0.12	0.121	52	Right side
	WLAN802.11ac(40M) 5.3G	0.086	0.087	54	Right side
	WLAN802.11ac(80M) 5.3G	0.065	0.07	58	Right side

Unless otherwise stated the results shown in this test report refer only to the sample(s) tested and such sample(s) are retained for 90 days only.

除非另有說明，此報告結果僅對測試之樣品負責，同時此樣品僅保留90天。本報告未經本公司書面許可，不可部份複製。

This document is issued by the Company subject to its General Conditions of Service printed overleaf, available on request or accessible at [www.sgs.com/terms\\_and\\_conditions.htm](http://www.sgs.com/terms_and_conditions.htm) and, for electronic format documents, subject to Terms and Conditions for Electronic Documents at [www.sgs.com/terms\\_e-document.htm](http://www.sgs.com/terms_e-document.htm). Attention is drawn to the limitation of liability, indemnification and jurisdiction issues defined therein. Any holder of this document is advised that information contained hereon reflects the Company's findings at the time of its intervention only and within the limits of Client's instructions, if any. The Company's sole responsibility is to its Client and this document does not exonerate parties to a transaction from exercising all their rights and obligations under the transaction documents. This document cannot be reproduced except in full, without prior written approval of the Company. Any unauthorized alteration, forgery or falsification of the content or appearance of this document is unlawful and offenders may be prosecuted to the fullest extent of the law.



Max. SAR (1 g) (Unit: W/Kg)					
Antenna	Band	Measured	Reported	Channel	Position
MiMO	WLAN802.11n(20M) 5.6G	0.147	0.156	116	Right side
	WLAN802.11ac(20M) 5.6G	0.168	0.168	108	Right side
	WLAN802.11ac(40M) 5.6G	0.113	0.113	110	Right side
	WLAN802.11ac(80M) 5.6G	0.026	0.027	106	Right side
	WLAN802.11n(20M) 5.8G	0.153	0.192	153	Screen back
	WLAN802.11ac(20M) 5.8G	0.176	0.195	161	Screen back
	WLAN802.11ac(40M) 5.8G	0.117	0.129	159	Screen back
	WLAN802.11ac(80M) 5.8G	0.044	0.044	155	Screen back

Unless otherwise stated the results shown in this test report refer only to the sample(s) tested and such sample(s) are retained for 90 days only.

除非另有說明，此報告結果僅對測試之樣品負責，同時此樣品僅保留90天。本報告未經本公司書面許可，不可部份複製。

This document is issued by the Company subject to its General Conditions of Service printed overleaf, available on request or accessible at [www.sgs.com/terms\\_and\\_conditions.htm](http://www.sgs.com/terms_and_conditions.htm) and, for electronic format documents, subject to Terms and Conditions for Electronic Documents at [www.sgs.com/terms\\_e-document.htm](http://www.sgs.com/terms_e-document.htm). Attention is drawn to the limitation of liability, indemnification and jurisdiction issues defined therein. Any holder of this document is advised that information contained hereon reflects the Company's findings at the time of its intervention only and within the limits of Client's instructions, if any. The Company's sole responsibility is to its Client and this document does not exonerate parties to a transaction from exercising all their rights and obligations under the transaction documents. This document cannot be reproduced except in full, without prior written approval of the Company. Any unauthorized alteration, forgery or falsification of the content or appearance of this document is unlawful and offenders may be prosecuted to the fullest extent of the law.

**#. WLAN802.11 a/b/g/n(20M/40M) conducted power table:**

Band	Antenna	SISO		MIMO
		Chain 0	Chain 1	Chain0+1
WLAN802.11b		V	V	—
WLAN802.11g		V	V	—
WLAN802.11n(20M)		V	V	V
WLAN802.11n(40M)		V	V	V
WLAN802.11a		V	V	—
WLAN802.11n/ac(20M) 5G		V	V	V
WLAN802.11n/ac(40M) 5G		V	V	V
WLAN802.11ac(80M) 5G		V	V	V

**Main Antenna (CH0)**

802.11 b		Max. Rated Avg. Power + Max. Tolerance (dBm)	Average Power Output (dBm)			
CH	Frequency (MHz)		Data Rate (Mbps)			
			1	2	5.5	11
1	2412	16.9	16.88	16.81	16.77	16.73
6	2437	16.8	16.77	16.45	16.38	16.29
11	2462	16.9	16.86	16.75	16.68	16.59

802.11 g		Max. Rated Avg. Power + Max. Tolerance (dBm)	Average Power Output(dBm)							
CH	Frequency (MHz)		Data Rate (Mbps)							
			6	9	12	18	24	36	48	54
1	2412	16.3	14.35	14.21	14.11	14.04	14.02	13.94	13.85	13.74
6	2437	16.2	15.29	15.18	15.10	15.10	15.00	14.87	14.85	14.77
11	2462	15.3	13.3	13.18	13.11	13.01	13.01	12.94	12.88	12.88

Unless otherwise stated the results shown in this test report refer only to the sample(s) tested and such sample(s) are retained for 90 days only.

除非另有說明，此報告結果僅對測試之樣品負責，同時此樣品僅保留90天。本報告未經本公司書面許可，不可部份複製。

This document is issued by the Company subject to its General Conditions of Service printed overleaf, available on request or accessible at [www.sgs.com/terms\\_and\\_conditions.htm](http://www.sgs.com/terms_and_conditions.htm) and, for electronic format documents, subject to Terms and Conditions for Electronic Documents at [www.sgs.com/terms\\_e-document.htm](http://www.sgs.com/terms_e-document.htm). Attention is drawn to the limitation of liability, indemnification and jurisdiction issues defined therein. Any holder of this document is advised that information contained hereon reflects the Company's findings at the time of its intervention only and within the limits of Client's instructions, if any. The Company's sole responsibility is to its Client and this document does not exonerate parties to a transaction from exercising all their rights and obligations under the transaction documents. This document cannot be reproduced except in full, without prior written approval of the Company. Any unauthorized alteration, forgery or falsification of the content or appearance of this document is unlawful and offenders may be prosecuted to the fullest extent of the law.

**Main Antenna (CH0)**

802.11 n (20M)		Max. Rated Avg. Power + Max. Tolerance (dBm)	Average Power Output(dBm)							
CH	Frequency (MHz)		Data Rate (Mbps)							
			6.5	13	19.5	26	39	52	58.5	65
1	2412	14.6	12.69	12.64	12.57	12.52	12.48	12.48	12.46	12.44
6	2437	16.6	15.32	15.28	15.21	15.08	14.96	14.93	14.80	14.79
11	2462	14.5	13.5	13.39	13.31	13.21	13.21	13.18	13.17	13.13

802.11 n (40M)		Max. Rated Avg. Power + Max. Tolerance (dBm)	Average Power Output(dBm)							
CH	Frequency (MHz)		Data Rate (Mbps)							
			6.5	13	19.5	26	39	52	58.5	65
3	2422	14	12.08	12.04	12.01	11.86	11.77	11.73	11.70	11.59
6	2437	15.1	14.51	14.50	14.42	14.34	14.32	14.20	14.16	14.16
9	2452	14.7	12.96	12.86	12.86	12.86	12.80	12.73	12.66	12.55

Unless otherwise stated the results shown in this test report refer only to the sample(s) tested and such sample(s) are retained for 90 days only.

除非另有說明，此報告結果僅對測試之樣品負責，同時此樣品僅保留90天。本報告未經本公司書面許可，不可部份複製。

This document is issued by the Company subject to its General Conditions of Service printed overleaf, available on request or accessible at [www.sgs.com/terms\\_and\\_conditions.htm](http://www.sgs.com/terms_and_conditions.htm) and, for electronic format documents, subject to Terms and Conditions for Electronic Documents at [www.sgs.com/terms\\_e-document.htm](http://www.sgs.com/terms_e-document.htm). Attention is drawn to the limitation of liability, indemnification and jurisdiction issues defined therein. Any holder of this document is advised that information contained hereon reflects the Company's findings at the time of its intervention only and within the limits of Client's instructions, if any. The Company's sole responsibility is to its Client and this document does not exonerate parties to a transaction from exercising all their rights and obligations under the transaction documents. This document cannot be reproduced except in full, without prior written approval of the Company. Any unauthorized alteration, forgery or falsification of the content or appearance of this document is unlawful and offenders may be prosecuted to the fullest extent of the law.

**Main Antenna (CHO)**

802.11 a		Max. Rated Avg. Power + Max. Tolerance (dBm)	Average Power Output(dBm)							
5.2/5.3/5.6/5.8G			Data Rate (Mbps)							
CH	Frequency (MHz)		6	9	12	18	24	36	48	54
36	5180	15.00	14.92	14.88	14.78	14.75	14.68	14.59	14.51	14.49
40	5200	15.00	14.93	14.87	14.82	14.74	14.69	14.65	14.62	14.53
44	5220	15.00	14.97	14.95	14.93	14.91	14.83	14.77	14.7	14.7
48	5240	16.00	15.93	15.84	15.81	15.75	15.71	15.61	15.56	15.48
52	5260	15.00	14.96	14.95	14.92	14.89	14.88	14.84	14.8	14.75
56	5280	15.00	14.98	14.92	14.89	14.8	14.71	14.68	14.63	14.56
60	5300	15.00	14.74	14.72	14.67	14.67	14.65	14.58	14.52	14.47
64	5320	15.00	14.6	14.51	14.46	14.37	14.33	14.31	14.22	14.2
100	5500	15.30	15.27	15.27	15.21	15.13	15.05	15	14.96	14.93
104	5520	16.00	15.98	15.91	15.9	15.83	15.81	15.79	15.78	15.68
108	5540	16.00	15.66	15.63	15.61	15.53	15.44	15.34	15.27	15.19
112	5560	16.00	15.68	15.64	15.6	15.5	15.42	15.4	15.37	15.29
116	5580	16.00	15.99	15.94	15.88	15.79	15.73	15.65	15.58	15.52
132	5660	16.00	15.57	15.54	15.47	15.41	15.33	15.25	15.22	15.15
136	5680	16.00	15.66	15.6	15.51	15.45	15.35	15.27	15.19	15.1
140	5700	15.20	15.19	15.19	15.12	15.06	15	14.9	14.84	14.78
149	5745	15.70	15.32	15.23	15.18	15.09	15.05	15.01	14.98	14.94
153	5765	15.00	14.65	14.61	14.58	14.48	14.44	14.37	14.33	14.3
157	5785	15.00	14.72	14.69	14.62	14.53	14.44	14.41	14.39	14.29
161	5805	15.00	14.9	14.88	14.83	14.8	14.75	14.74	14.7	14.68
165	5825	15.30	15.13	15.09	15.02	15.01	14.93	14.84	14.76	14.67

Unless otherwise stated the results shown in this test report refer only to the sample(s) tested and such sample(s) are retained for 90 days only.

除非另有說明，此報告結果僅對測試之樣品負責，同時此樣品僅保留90天。本報告未經本公司書面許可，不可部份複製。

This document is issued by the Company subject to its General Conditions of Service printed overleaf, available on request or accessible at [www.sgs.com/terms\\_and\\_conditions.htm](http://www.sgs.com/terms_and_conditions.htm) and, for electronic format documents, subject to Terms and Conditions for Electronic Documents at [www.sgs.com/terms\\_e-document.htm](http://www.sgs.com/terms_e-document.htm). Attention is drawn to the limitation of liability, indemnification and jurisdiction issues defined therein. Any holder of this document is advised that information contained hereon reflects the Company's findings at the time of its intervention only and within the limits of Client's instructions, if any. The Company's sole responsibility is to its Client and this document does not exonerate parties to a transaction from exercising all their rights and obligations under the transaction documents. This document cannot be reproduced except in full, without prior written approval of the Company. Any unauthorized alteration, forgery or falsification of the content or appearance of this document is unlawful and offenders may be prosecuted to the fullest extent of the law.

**Main Antenna (CHO)**

802.11 n(20M)		Max. Rated Avg. Power + Max. Tolerance (dBm)	Average Power Output(dBm)							
5.2/5.3/5.6/5.8G			Data Rate (Mbps)							
CH	Frequency (MHz)		6.5	13	19.5	26	39	52	58.5	65
36	5180	13.00	12.92	12.83	12.82	12.8	12.78	12.75	12.65	12.59
40	5200	13.20	12.82	12.8	12.8	12.75	12.7	12.66	12.57	12.51
44	5220	13.20	13.18	13.12	13.11	13.06	13.03	13	12.92	12.91
48	5240	13.20	13.19	13.16	13.1	13.09	13.05	12.96	12.89	12.88
52	5260	15.00	14.97	14.97	14.9	14.82	14.81	14.81	14.75	14.66
56	5280	15.00	14.96	14.88	14.8	14.76	14.67	14.6	14.53	14.47
60	5300	14.90	14.81	14.81	14.78	14.76	14.69	14.6	14.57	14.53
64	5320	12.00	11.99	11.92	11.85	11.79	11.7	11.64	11.55	11.49
100	5500	13.30	13.29	13.21	13.12	13.11	13.04	13.01	12.98	12.94
104	5520	15.20	15.18	15.17	15.09	15.01	14.94	14.9	14.81	14.75
108	5540	15.20	14.95	14.91	14.87	14.87	14.85	14.76	14.67	14.65
112	5560	15.20	15.09	15.02	15	14.9	14.83	14.79	14.73	14.7
116	5580	15.20	15.18	15.11	15.01	14.97	14.92	14.86	14.85	14.78
132	5660	15.20	15.19	15.11	15.11	15.09	15.02	14.95	14.94	14.92
136	5680	15.20	15.19	15.11	15.09	15	14.99	14.91	14.89	14.84
140	5700	11.50	11.02	10.98	10.9	10.8	10.73	10.72	10.65	10.65
149	5745	16.20	15.73	15.65	15.6	15.57	15.55	15.46	15.39	15.38
153	5765	16.90	16.47	16.4	16.37	16.29	16.26	16.19	16.14	16.1
157	5785	16.90	16.54	16.44	16.38	16.35	16.26	16.17	16.16	16.11
161	5805	16.90	16.56	16.49	16.44	16.38	16.32	16.29	16.25	16.19
165	5825	16.40	16.05	15.96	15.9	15.89	15.82	15.75	15.67	15.6

Unless otherwise stated the results shown in this test report refer only to the sample(s) tested and such sample(s) are retained for 90 days only.

除非另有說明，此報告結果僅對測試之樣品負責，同時此樣品僅保留90天。本報告未經本公司書面許可，不可部份複製。

This document is issued by the Company subject to its General Conditions of Service printed overleaf, available on request or accessible at [www.sgs.com/terms\\_and\\_conditions.htm](http://www.sgs.com/terms_and_conditions.htm) and, for electronic format documents, subject to Terms and Conditions for Electronic Documents at [www.sgs.com/terms\\_e-document.htm](http://www.sgs.com/terms_e-document.htm). Attention is drawn to the limitation of liability, indemnification and jurisdiction issues defined therein. Any holder of this document is advised that information contained hereon reflects the Company's findings at the time of its intervention only and within the limits of Client's instructions, if any. The Company's sole responsibility is to its Client and this document does not exonerate parties to a transaction from exercising all their rights and obligations under the transaction documents. This document cannot be reproduced except in full, without prior written approval of the Company. Any unauthorized alteration, forgery or falsification of the content or appearance of this document is unlawful and offenders may be prosecuted to the fullest extent of the law.

**Main Antenna (CH0)**

802.11 n(40M)		Max. Rated Avg. Power + Max. Tolerance (dBm)	Average Power Output (dBm)							
5.2/5.3/5.6/5.8G			Data Rate (Mbps)							
CH	Frequency (MHz)		13.5	27	40.5	54	81	108	121.5	135
38	5190	8.60	8.13	8.06	7.97	7.89	7.83	7.81	7.72	7.64
46	5230	13.10	12.93	12.87	12.84	12.75	12.72	12.63	12.58	12.49
54	5270	14.30	14.01	13.92	13.85	13.75	13.73	13.66	13.64	13.57
62	5310	10.80	10.79	10.7	10.65	10.62	10.6	10.55	10.49	10.45
102	5510	8.00	7.78	7.78	7.77	7.73	7.66	7.64	7.56	7.46
110	5550	13.90	13.84	13.76	13.71	13.68	13.62	13.59	13.54	13.46
134	5670	13.00	12.76	12.68	12.6	12.57	12.54	12.54	12.51	12.42
151	5755	16.80	15.7	15.67	15.59	15.57	15.48	15.39	15.32	15.3
159	5795	16.80	15.91	15.91	15.88	15.85	15.77	15.77	15.72	15.71

Unless otherwise stated the results shown in this test report refer only to the sample(s) tested and such sample(s) are retained for 90 days only.

除非另有說明，此報告結果僅對測試之樣品負責，同時此樣品僅保留90天。本報告未經本公司書面許可，不可部份複製。

This document is issued by the Company subject to its General Conditions of Service printed overleaf, available on request or accessible at [www.sgs.com/terms\\_and\\_conditions.htm](http://www.sgs.com/terms_and_conditions.htm) and, for electronic format documents, subject to Terms and Conditions for Electronic Documents at [www.sgs.com/terms\\_e-document.htm](http://www.sgs.com/terms_e-document.htm). Attention is drawn to the limitation of liability, indemnification and jurisdiction issues defined therein. Any holder of this document is advised that information contained hereon reflects the Company's findings at the time of its intervention only and within the limits of Client's instructions, if any. The Company's sole responsibility is to its Client and this document does not exonerate parties to a transaction from exercising all their rights and obligations under the transaction documents. This document cannot be reproduced except in full, without prior written approval of the Company. Any unauthorized alteration, forgery or falsification of the content or appearance of this document is unlawful and offenders may be prosecuted to the fullest extent of the law.

**Main Antenna (CHO)**

802.11 ac(20M)		Max. Rated Avg. Power + Max. Tolerance (dBm)	Average Power Output(dBm)								
5.2/5.3/5.6G			Data Rate (Mbps)								
CH	Frequency (MHz)		6.5	13	19.5	26	39	52	58.5	65	78
36	5180	13.00	12.67	12.58	12.52	12.46	12.44	12.37	12.34	12.34	12.27
40	5200	13.20	12.91	12.89	12.8	12.71	12.68	12.63	12.56	12.52	12.51
44	5220	13.20	13.19	13.11	13.04	12.97	12.88	12.87	12.86	12.83	12.83
48	5240	13.20	12.73	12.64	12.54	12.49	12.43	12.42	12.37	12.28	12.28
52	5260	15.00	14.98	14.89	14.86	14.81	14.76	14.76	14.71	14.7	14.68
56	5280	15.00	14.92	14.83	14.77	14.74	14.65	14.55	14.54	14.52	14.45
60	5300	14.90	14.5	14.41	14.41	14.33	14.24	14.18	14.1	14.08	14.06
64	5320	12.00	11.84	11.81	11.77	11.71	11.68	11.6	11.56	11.55	11.5
100	5500	13.30	13.27	13.19	13.15	13.15	13.1	13.05	12.97	12.92	12.83
104	5520	15.20	15.02	15.02	15.02	14.98	14.97	14.94	14.89	14.79	14.79
108	5540	15.20	15.17	15.07	15.01	14.95	14.88	14.82	14.74	14.71	14.62
112	5560	15.20	15.19	15.17	15.15	15.14	15.09	15.03	14.94	14.88	14.78
116	5580	15.20	15.18	15.08	15	14.95	14.95	14.86	14.81	14.75	14.7
132	5660	15.20	15.17	15.14	15.07	15.07	14.98	14.94	14.93	14.84	14.79
136	5680	15.20	15.17	15.09	15.04	14.95	14.95	14.91	14.86	14.85	14.78
140	5700	11.50	11.01	10.94	10.89	10.81	10.73	10.63	10.55	10.52	10.44
149	5745	16.20	16.19	16.17	16.08	16.07	16.05	16.03	15.97	15.89	15.83
153	5765	16.90	16.43	16.37	16.33	16.28	16.19	16.16	16.08	16.00	15.91
157	5785	16.90	16.64	16.58	16.54	16.48	16.45	16.39	16.31	16.28	16.19
161	5805	16.90	16.55	16.49	16.44	16.36	16.31	16.27	16.24	16.20	16.16
165	5825	16.40	16.22	16.14	16.12	16.06	15.99	15.97	15.94	15.90	15.87

Unless otherwise stated the results shown in this test report refer only to the sample(s) tested and such sample(s) are retained for 90 days only.

除非另有說明，此報告結果僅對測試之樣品負責，同時此樣品僅保留90天。本報告未經本公司書面許可，不可部份複製。

This document is issued by the Company subject to its General Conditions of Service printed overleaf, available on request or accessible at [www.sgs.com/terms\\_and\\_conditions.htm](http://www.sgs.com/terms_and_conditions.htm) and, for electronic format documents, subject to Terms and Conditions for Electronic Documents at [www.sgs.com/terms\\_e-document.htm](http://www.sgs.com/terms_e-document.htm). Attention is drawn to the limitation of liability, indemnification and jurisdiction issues defined therein. Any holder of this document is advised that information contained hereon reflects the Company's findings at the time of its intervention only and within the limits of Client's instructions, if any. The Company's sole responsibility is to its Client and this document does not exonerate parties to a transaction from exercising all their rights and obligations under the transaction documents. This document cannot be reproduced except in full, without prior written approval of the Company. Any unauthorized alteration, forgery or falsification of the content or appearance of this document is unlawful and offenders may be prosecuted to the fullest extent of the law.

### Main Antenna (CHO)

802.11 ac(40M)		Max. Rated Avg. Power + Max. Tolerance (dBm)	Average Power Output (dBm)									
5.2/5.3/5.6G			Data Rate (Mbps)									
CH	Frequency (MHz)		13.5	27	40.5	54	81	108	121.5	135	162	180
38	5190	8.60	8.34	8.32	8.28	8.27	8.2	8.19	8.1	8.04	8.01	8.01
46	5230	13.10	13.09	13	12.96	12.88	12.87	12.85	12.84	12.77	12.75	12.71
54	5270	14.30	14.27	14.25	14.23	14.2	14.19	14.19	14.11	14.06	14.05	13.96
62	5310	10.80	10.49	10.46	10.43	10.42	10.34	10.26	10.23	10.15	10.07	10.05
102	5510	8.00	7.98	7.97	7.96	7.89	7.8	7.75	7.66	7.62	7.57	7.51
110	5550	13.90	13.88	13.88	13.84	13.82	13.73	13.69	13.63	13.6	13.56	13.52
134	5670	13.00	12.81	12.79	12.76	12.71	12.62	12.62	12.52	12.43	12.36	12.31
151	5755	16.80	15.84	15.83	15.77	15.72	15.65	15.63	15.58	15.52	15.52	15.45
159	5795	16.80	16.02	15.94	15.86	15.77	15.74	15.66	15.56	15.5	15.48	15.41

802.11 ac(80M)		Max. Rated Avg. Power + Max. Tolerance (dBm)	Average Power Output (dBm)									
5.2/5.3/5.6/5.8G			Data Rate (Mbps)									
CH	Frequency (MHz)		29.3	58.5	87.8	117	175.5	234	263.3	292.5	351	390
42	5210	7.80	7.66	7.65	7.57	7.48	7.41	7.37	7.32	7.28	7.26	7.19
58	5290	8.10	7.96	7.9	7.9	7.85	7.82	7.76	7.69	7.62	7.6	7.59
106	5530	8.30	7.81	7.78	7.71	7.69	7.67	7.63	7.57	7.5	7.44	7.38
138	5690	8.30	8.26	8.18	8.18	8.12	8.05	8.03	8.01	7.96	7.87	7.81
155	5775	9.30	8.84	8.82	8.75	8.73	8.7	8.7	8.62	8.57	8.54	8.48

#. Per FCC KDB443999, transmission on channels which overlap the 5600-5650 MHz is prohibited as a client.

Unless otherwise stated the results shown in this test report refer only to the sample(s) tested and such sample(s) are retained for 90 days only.

除非另有說明，此報告結果僅對測試之樣品負責，同時此樣品僅保留90天。本報告未經本公司書面許可，不可部份複製。

This document is issued by the Company subject to its General Conditions of Service printed overleaf, available on request or accessible at [www.sgs.com/terms\\_and\\_conditions.htm](http://www.sgs.com/terms_and_conditions.htm) and, for electronic format documents, subject to Terms and Conditions for Electronic Documents at [www.sgs.com/terms\\_e-document.htm](http://www.sgs.com/terms_e-document.htm). Attention is drawn to the limitation of liability, indemnification and jurisdiction issues defined therein. Any holder of this document is advised that information contained hereon reflects the Company's findings at the time of its intervention only and within the limits of Client's instructions, if any. The Company's sole responsibility is to its Client and this document does not exonerate parties to a transaction from exercising all their rights and obligations under the transaction documents. This document cannot be reproduced except in full, without prior written approval of the Company. Any unauthorized alteration, forgery or falsification of the content or appearance of this document is unlawful and offenders may be prosecuted to the fullest extent of the law.



**Aux Antenna (CH1)**

802.11 b		Max. Rated Avg. Power + Max. Tolerance (dBm)	Average Power Output (dBm)			
CH	Frequency (MHz)		Data Rate (Mbps)			
			1	2	5.5	11
1	2412	16.9	16.89	16.79	16.77	16.71
6	2437	16.8	16.78	16.69	16.67	16.62
11	2462	16.9	16.87	16.46	16.43	16.34

802.11 g		Max. Rated Avg. Power + Max. Tolerance (dBm)	Average Power Output(dBm)							
CH	Frequency (MHz)		Data Rate (Mbps)							
			6	9	12	18	24	36	48	54
1	2412	16.2	14.36	14.25	14.20	14.08	14.03	13.99	13.93	13.78
6	2437	16.2	16.08	16.03	15.93	15.81	15.81	15.80	15.73	15.62
11	2462	15.6	13.76	13.68	13.54	13.42	13.31	13.27	13.24	13.16

802.11 n (20M)		Max. Rated Avg. Power + Max. Tolerance (dBm)	Average Power Output(dBm)							
CH	Frequency (MHz)		Data Rate (Mbps)							
			6.5	13	19.5	26	39	52	58.5	65
1	2412	14.6	12.74	12.74	12.61	12.55	12.53	12.49	12.48	12.46
6	2437	16.9	15.63	15.50	15.42	15.29	15.23	15.13	15.11	15.07
11	2462	15	14.2	14.17	14.10	14.05	13.91	13.89	13.78	13.66

802.11 n (40M)		Max. Rated Avg. Power + Max. Tolerance (dBm)	Average Power Output(dBm)							
CH	Frequency (MHz)		Data Rate (Mbps)							
			6.5	13	19.5	26	39	52	58.5	65
3	2422	14	12.09	12.04	11.95	11.89	11.83	11.83	11.72	11.68
6	2437	15.4	15.37	15.30	15.16	15.11	15.10	15.08	15.01	15.00
9	2452	15.1	13.27	13.17	13.07	13.01	12.95	12.93	12.80	12.73

Unless otherwise stated the results shown in this test report refer only to the sample(s) tested and such sample(s) are retained for 90 days only.

除非另有說明，此報告結果僅對測試之樣品負責，同時此樣品僅保留90天。本報告未經本公司書面許可，不可部份複製。

This document is issued by the Company subject to its General Conditions of Service printed overleaf, available on request or accessible at [www.sgs.com/terms\\_and\\_conditions.htm](http://www.sgs.com/terms_and_conditions.htm) and, for electronic format documents, subject to Terms and Conditions for Electronic Documents at [www.sgs.com/terms\\_e-document.htm](http://www.sgs.com/terms_e-document.htm). Attention is drawn to the limitation of liability, indemnification and jurisdiction issues defined therein. Any holder of this document is advised that information contained hereon reflects the Company's findings at the time of its intervention only and within the limits of Client's instructions, if any. The Company's sole responsibility is to its Client and this document does not exonerate parties to a transaction from exercising all their rights and obligations under the transaction documents. This document cannot be reproduced except in full, without prior written approval of the Company. Any unauthorized alteration, forgery or falsification of the content or appearance of this document is unlawful and offenders may be prosecuted to the fullest extent of the law.

**Aux Antenna (CH1)**

802.11 a		Max. Rated Avg. Power + Max. Tolerance (dBm)	Average Power Output(dBm)							
5.2/5.3/5.6/5.8G			Data Rate (Mbps)							
CH	Frequency (MHz)		6	9	12	18	24	36	48	54
36	5180	15.00	14.98	14.95	14.88	14.82	14.79	14.74	14.68	14.62
40	5200	15.00	14.87	14.83	14.82	14.8	14.74	14.71	14.63	14.62
44	5220	15.00	14.94	14.9	14.86	14.84	14.77	14.77	14.74	14.71
48	5240	16.00	15.58	15.56	15.5	15.47	15.43	15.36	15.26	15.24
52	5260	15.00	14.93	14.88	14.86	14.78	14.77	14.75	14.72	14.64
56	5280	15.00	14.99	14.94	14.85	14.82	14.76	14.68	14.64	14.64
60	5300	15.00	14.95	14.88	14.83	14.8	14.79	14.73	14.64	14.6
64	5320	15.00	14.94	14.88	14.84	14.82	14.77	14.69	14.68	14.66
100	5500	15.30	15.11	15.07	15.04	14.94	14.85	14.85	14.83	14.82
104	5520	16.00	15.98	15.89	15.8	15.78	15.76	15.72	15.68	15.65
108	5540	16.00	15.92	15.91	15.82	15.77	15.76	15.66	15.63	15.56
112	5560	16.00	15.83	15.8	15.71	15.65	15.56	15.54	15.5	15.44
116	5580	16.00	15.60	15.58	15.52	15.51	15.48	15.48	15.46	15.44
132	5660	16.00	15.82	15.76	15.7	15.62	15.61	15.6	15.53	15.45
136	5680	16.00	15.54	15.48	15.46	15.45	15.39	15.39	15.36	15.34
140	5700	15.20	15.12	15.09	15.05	15.01	14.99	14.96	14.95	14.85
149	5745	15.70	15.68	15.59	15.57	15.49	15.42	15.38	15.32	15.24
153	5765	15.00	14.98	14.88	14.84	14.75	14.7	14.69	14.69	14.65
157	5785	15.00	14.99	14.96	14.91	14.82	14.74	14.7	14.65	14.56
161	5805	15.00	14.95	14.91	14.83	14.74	14.67	14.59	14.5	14.41
165	5825	15.30	15.05	14.96	14.96	14.9	14.8	14.7	14.7	14.65

Unless otherwise stated the results shown in this test report refer only to the sample(s) tested and such sample(s) are retained for 90 days only.

除非另有說明，此報告結果僅對測試之樣品負責，同時此樣品僅保留90天。本報告未經本公司書面許可，不可部份複製。

This document is issued by the Company subject to its General Conditions of Service printed overleaf, available on request or accessible at [www.sgs.com/terms\\_and\\_conditions.htm](http://www.sgs.com/terms_and_conditions.htm) and, for electronic format documents, subject to Terms and Conditions for Electronic Documents at [www.sgs.com/terms\\_e-document.htm](http://www.sgs.com/terms_e-document.htm). Attention is drawn to the limitation of liability, indemnification and jurisdiction issues defined therein. Any holder of this document is advised that information contained hereon reflects the Company's findings at the time of its intervention only and within the limits of Client's instructions, if any. The Company's sole responsibility is to its Client and this document does not exonerate parties to a transaction from exercising all their rights and obligations under the transaction documents. This document cannot be reproduced except in full, without prior written approval of the Company. Any unauthorized alteration, forgery or falsification of the content or appearance of this document is unlawful and offenders may be prosecuted to the fullest extent of the law.

**Aux Antenna (CH1)**

802.11 n(20M)		Max. Rated Avg. Power + Max. Tolerance (dBm)	Average Power Output(dBm)							
5.2/5.3/5.6/5.8G			Data Rate (Mbps)							
CH	Frequency (MHz)		6.5	13	19.5	26	39	52	58.5	65
36	5180	14.10	14.06	13.97	13.94	13.87	13.81	13.72	13.66	13.61
40	5200	14.30	14.01	13.94	13.88	13.81	13.75	13.69	13.62	13.59
44	5220	14.30	14.28	14.24	14.17	14.16	14.07	14.01	13.98	13.89
48	5240	14.30	14.25	14.17	14.07	14.07	14.02	14.01	14	13.95
52	5260	15.00	14.80	14.78	14.69	14.6	14.57	14.56	14.54	14.52
56	5280	15.00	14.87	14.78	14.76	14.73	14.7	14.68	14.6	14.6
60	5300	15.00	14.66	14.61	14.6	14.56	14.53	14.48	14.42	14.35
64	5320	12.20	12.19	12.13	12.04	11.97	11.96	11.9	11.84	11.74
100	5500	13.30	13.11	13.1	13.06	13.04	12.98	12.96	12.88	12.79
104	5520	16.00	15.95	15.94	15.88	15.84	15.79	15.71	15.64	15.61
108	5540	16.00	15.94	15.85	15.84	15.8	15.72	15.7	15.63	15.62
112	5560	16.00	15.92	15.9	15.88	15.83	15.74	15.74	15.72	15.7
116	5580	16.00	15.73	15.64	15.62	15.53	15.47	15.44	15.38	15.38
132	5660	16.00	15.92	15.85	15.83	15.74	15.71	15.66	15.59	15.58
136	5680	16.00	15.75	15.69	15.61	15.51	15.44	15.35	15.32	15.24
140	5700	11.70	11.42	11.38	11.29	11.2	11.15	11.11	11.08	11.05
149	5745	15.00	14.97	14.9	14.86	14.81	14.78	14.75	14.74	14.71
153	5765	15.00	14.98	14.95	14.88	14.87	14.84	14.81	14.73	14.65
157	5785	15.00	14.96	14.87	14.81	14.76	14.71	14.7	14.62	14.55
161	5805	15.00	14.99	14.99	14.92	14.84	14.77	14.69	14.59	14.54
165	5825	15.00	14.98	14.91	14.87	14.83	14.74	14.73	14.69	14.65

Unless otherwise stated the results shown in this test report refer only to the sample(s) tested and such sample(s) are retained for 90 days only.

除非另有說明，此報告結果僅對測試之樣品負責，同時此樣品僅保留90天。本報告未經本公司書面許可，不可部份複製。

This document is issued by the Company subject to its General Conditions of Service printed overleaf, available on request or accessible at [www.sgs.com/terms\\_and\\_conditions.htm](http://www.sgs.com/terms_and_conditions.htm) and, for electronic format documents, subject to Terms and Conditions for Electronic Documents at [www.sgs.com/terms\\_e-document.htm](http://www.sgs.com/terms_e-document.htm). Attention is drawn to the limitation of liability, indemnification and jurisdiction issues defined therein. Any holder of this document is advised that information contained hereon reflects the Company's findings at the time of its intervention only and within the limits of Client's instructions, if any. The Company's sole responsibility is to its Client and this document does not exonerate parties to a transaction from exercising all their rights and obligations under the transaction documents. This document cannot be reproduced except in full, without prior written approval of the Company. Any unauthorized alteration, forgery or falsification of the content or appearance of this document is unlawful and offenders may be prosecuted to the fullest extent of the law.

**Aux Antenna (CH1)**

802.11 n(40M)		Max. Rated Avg. Power + Max. Tolerance (dBm)	Average Power Output (dBm)							
5.2/5.3/5.6/5.8G			Data Rate (Mbps)							
CH	Frequency (MHz)		13.5	27	40.5	54	81	108	121.5	135
38	5190	10.10	9.92	9.85	9.79	9.75	9.69	9.69	9.66	9.65
46	5230	14.10	14.09	14.01	14.01	13.96	13.93	13.92	13.87	13.78
54	5270	14.60	14.26	14.23	14.18	14.12	14.1	14.1	14.03	13.99
62	5310	10.90	10.88	10.8	10.74	10.69	10.61	10.59	10.55	10.49
102	5510	8.10	8.05	7.97	7.93	7.85	7.82	7.78	7.77	7.68
110	5550	14.80	14.79	14.75	14.68	14.63	14.55	14.45	14.37	14.36
134	5670	13.10	13.08	13.06	12.98	12.91	12.85	12.79	12.7	12.67
151	5755	14.20	14.19	14.14	14.14	14.13	14.09	14.08	14.02	13.93
159	5795	14.20	14.16	14.07	14.04	13.95	13.88	13.79	13.73	13.68

Unless otherwise stated the results shown in this test report refer only to the sample(s) tested and such sample(s) are retained for 90 days only.

除非另有說明，此報告結果僅對測試之樣品負責，同時此樣品僅保留90天。本報告未經本公司書面許可，不可部份複製。

This document is issued by the Company subject to its General Conditions of Service printed overleaf, available on request or accessible at [www.sgs.com/terms\\_and\\_conditions.htm](http://www.sgs.com/terms_and_conditions.htm) and, for electronic format documents, subject to Terms and Conditions for Electronic Documents at [www.sgs.com/terms\\_e-document.htm](http://www.sgs.com/terms_e-document.htm). Attention is drawn to the limitation of liability, indemnification and jurisdiction issues defined therein. Any holder of this document is advised that information contained hereon reflects the Company's findings at the time of its intervention only and within the limits of Client's instructions, if any. The Company's sole responsibility is to its Client and this document does not exonerate parties to a transaction from exercising all their rights and obligations under the transaction documents. This document cannot be reproduced except in full, without prior written approval of the Company. Any unauthorized alteration, forgery or falsification of the content or appearance of this document is unlawful and offenders may be prosecuted to the fullest extent of the law.

**Aux Antenna (CH1)**

802.11 ac(20M)		Max. Rated Avg. Power + Max. Tolerance (dBm)	Average Power Output(dBm)									
5.2/5.3/5.6G			Data Rate (Mbps)									
CH	Frequency (MHz)		6.5	13	19.5	26	39	52	58.5	65	78	
36	5180	14.10	14.09	14.09	14.08	14.02	13.97	13.89	13.88	13.85	13.81	
40	5200	14.30	14.28	14.25	14.17	14.13	14.08	14.02	13.98	13.96	13.87	
44	5220	14.30	14.21	14.19	14.1	14.08	14	13.94	13.94	13.9	13.86	
48	5240	14.30	14.27	14.26	14.18	14.08	14.02	13.94	13.86	13.78	13.75	
52	5260	15.00	14.98	14.95	14.92	14.86	14.86	14.85	14.81	14.75	14.68	
56	5280	15.00	14.94	14.9	14.88	14.86	14.82	14.76	14.69	14.64	14.62	
60	5300	15.00	14.66	14.63	14.61	14.51	14.44	14.4	14.4	14.39	14.34	
64	5320	12.20	11.93	11.89	11.86	11.77	11.74	11.68	11.61	11.56	11.46	
100	5500	13.30	13.29	13.23	13.18	13.13	13.04	12.98	12.88	12.83	12.75	
104	5520	16.00	15.77	15.71	15.64	15.59	15.55	15.55	15.52	15.51	15.5	
108	5540	16.00	15.64	15.63	15.54	15.49	15.47	15.38	15.33	15.28	15.23	
112	5560	16.00	15.70	15.65	15.64	15.62	15.61	15.54	15.53	15.49	15.43	
116	5580	16.00	15.71	15.68	15.67	15.65	15.61	15.54	15.48	15.42	15.35	
132	5660	16.00	15.62	15.55	15.49	15.4	15.38	15.35	15.29	15.21	15.12	
136	5680	16.00	15.53	15.52	15.44	15.4	15.31	15.29	15.2	15.13	15.09	
140	5700	11.70	11.68	11.67	11.66	11.62	11.61	11.59	11.56	11.54	11.54	
149	5745	15.00	14.72	14.66	14.65	14.61	14.53	14.51	14.49	14.43	14.4	
153	5765	15.00	14.73	14.70	14.66	14.57	14.56	14.55	14.48	14.39	14.33	
157	5785	15.00	14.93	14.85	14.76	14.68	14.64	14.55	14.55	14.47	14.46	
161	5805	15.00	14.91	14.90	14.88	14.85	14.82	14.80	14.74	14.64	14.55	
165	5825	15.00	14.72	14.71	14.68	14.63	14.60	14.58	14.55	14.48	14.4	

Unless otherwise stated the results shown in this test report refer only to the sample(s) tested and such sample(s) are retained for 90 days only.

除非另有說明，此報告結果僅對測試之樣品負責，同時此樣品僅保留90天。本報告未經本公司書面許可，不可部份複製。

This document is issued by the Company subject to its General Conditions of Service printed overleaf, available on request or accessible at [www.sgs.com/terms\\_and\\_conditions.htm](http://www.sgs.com/terms_and_conditions.htm) and, for electronic format documents, subject to Terms and Conditions for Electronic Documents at [www.sgs.com/terms\\_e-document.htm](http://www.sgs.com/terms_e-document.htm). Attention is drawn to the limitation of liability, indemnification and jurisdiction issues defined therein. Any holder of this document is advised that information contained hereon reflects the Company's findings at the time of its intervention only and within the limits of Client's instructions, if any. The Company's sole responsibility is to its Client and this document does not exonerate parties to a transaction from exercising all their rights and obligations under the transaction documents. This document cannot be reproduced except in full, without prior written approval of the Company. Any unauthorized alteration, forgery or falsification of the content or appearance of this document is unlawful and offenders may be prosecuted to the fullest extent of the law.

### Aux Antenna (CH1)

802.11 ac(40M)		Max. Rated Avg. Power + Max. Tolerance (dBm)	Average Power Output (dBm)									
5.2/5.3/5.6G			Data Rate (Mbps)									
CH	Frequency (MHz)		13.5	27	40.5	54	81	108	121.5	135	162	180
38	5190	10.10	9.83	9.75	9.72	9.66	9.57	9.54	9.53	9.47	9.44	9.41
46	5230	14.10	13.82	13.79	13.73	13.73	13.71	13.66	13.62	13.61	13.53	13.45
54	5270	14.60	14.56	14.54	14.5	14.42	14.41	14.34	14.28	14.27	14.22	14.13
62	5310	10.90	10.62	10.61	10.57	10.56	10.53	10.52	10.5	10.45	10.39	10.31
102	5510	8.10	7.73	7.71	7.64	7.55	7.49	7.47	7.46	7.46	7.38	7.29
110	5550	14.80	14.41	14.32	14.23	14.19	14.11	14.03	13.94	13.93	13.84	13.83
134	5670	13.10	13.09	13.02	12.97	12.91	12.84	12.75	12.73	12.7	12.7	12.6
151	5755	14.20	13.92	13.82	13.82	13.78	13.77	13.73	13.66	13.61	13.51	13.44
159	5795	14.20	13.9	13.86	13.8	13.74	13.64	13.55	13.49	13.4	13.34	13.26

802.11 ac(80M)		Max. Rated Avg. Power + Max. Tolerance (dBm)	Average Power Output (dBm)									
5.2/5.3/5.6/5.8G			Data Rate (Mbps)									
CH	Frequency (MHz)		29.3	58.5	87.8	117	175.5	234	263.3	292.5	351	390
42	5210	9.10	9.07	9.02	8.95	8.91	8.86	8.86	8.82	8.74	8.7	8.64
58	5290	9.10	8.65	8.59	8.52	8.51	8.44	8.34	8.29	8.28	8.23	8.18
106	5530	8.50	8.48	8.41	8.33	8.26	8.2	8.1	8.03	7.95	7.93	7.85
138	5690	8.50	8.45	8.43	8.35	8.33	8.31	8.31	8.22	8.15	8.08	8.06
155	5775	8.20	8.03	8.03	7.98	7.94	7.87	7.87	7.79	7.78	7.68	7.58

#. Per FCC KDB443999, transmission on channels which overlap the 5600-5650 MHz is prohibited as a client.

Unless otherwise stated the results shown in this test report refer only to the sample(s) tested and such sample(s) are retained for 90 days only.

除非另有說明，此報告結果僅對測試之樣品負責，同時此樣品僅保留90天。本報告未經本公司書面許可，不可部份複製。

This document is issued by the Company subject to its General Conditions of Service printed overleaf, available on request or accessible at [www.sgs.com/terms\\_and\\_conditions.htm](http://www.sgs.com/terms_and_conditions.htm) and, for electronic format documents, subject to Terms and Conditions for Electronic Documents at [www.sgs.com/terms\\_e-document.htm](http://www.sgs.com/terms_e-document.htm). Attention is drawn to the limitation of liability, indemnification and jurisdiction issues defined therein. Any holder of this document is advised that information contained hereon reflects the Company's findings at the time of its intervention only and within the limits of Client's instructions, if any. The Company's sole responsibility is to its Client and this document does not exonerate parties to a transaction from exercising all their rights and obligations under the transaction documents. This document cannot be reproduced except in full, without prior written approval of the Company. Any unauthorized alteration, forgery or falsification of the content or appearance of this document is unlawful and offenders may be prosecuted to the fullest extent of the law.

**MIMO (CH0 + CH1)**

802.11n(20M)		Max. Rated Avg. Power + Max. Tolerance (dBm)	Average Power Output(dBm)							
CH	Frequency (MHz)		Data Rate (Mbps)							
			6.5	13	19.5	26	39	52	58.5	65
1	2412	18	16.13	16.10	16.01	15.93	15.85	15.79	15.71	15.63
6	2437	19.9	18.05	17.97	17.91	17.86	17.82	17.80	17.74	17.69
11	2462	17.8	16.96	16.86	16.82	16.77	16.66	16.58	16.54	16.42

802.11n(40M)		Max. Rated Avg. Power + Max. Tolerance (dBm)	Average Power Output(dBm)							
CH	Frequency (MHz)		Data Rate (Mbps)							
			13.5	27	40.5	54	81	108	121.5	135
3	2422	17.3	15.31	15.24	15.17	15.13	15.09	15.00	14.97	14.92
6	2437	18.2	17.53	17.47	17.39	17.30	17.24	17.15	17.06	17.02
9	2452	17.9	16.31	16.17	16.12	16.10	16.01	16.00	15.97	15.88

Unless otherwise stated the results shown in this test report refer only to the sample(s) tested and such sample(s) are retained for 90 days only.

除非另有說明，此報告結果僅對測試之樣品負責，同時此樣品僅保留90天。本報告未經本公司書面許可，不可部份複製。

This document is issued by the Company subject to its General Conditions of Service printed overleaf, available on request or accessible at [www.sgs.com/terms\\_and\\_conditions.htm](http://www.sgs.com/terms_and_conditions.htm) and, for electronic format documents, subject to Terms and Conditions for Electronic Documents at [www.sgs.com/terms\\_e-document.htm](http://www.sgs.com/terms_e-document.htm). Attention is drawn to the limitation of liability, indemnification and jurisdiction issues defined therein. Any holder of this document is advised that information contained hereon reflects the Company's findings at the time of its intervention only and within the limits of Client's instructions, if any. The Company's sole responsibility is to its Client and this document does not exonerate parties to a transaction from exercising all their rights and obligations under the transaction documents. This document cannot be reproduced except in full, without prior written approval of the Company. Any unauthorized alteration, forgery or falsification of the content or appearance of this document is unlawful and offenders may be prosecuted to the fullest extent of the law.

**MIMO (CH0 + CH1)**

802.11n(20M)		Max. Rated Avg. Power + Max. Tolerance (dBm)	Average Power Output(dBm)							
5.2/5.3/5.6/5.8G			Data Rate (Mbps)							
CH	Frequency (MHz)		6.5	13	19.5	26	39	52	58.5	65
36	5180	16.60	16.52	16.46	16.42	16.36	16.32	16.31	16.24	16.19
40	5200	16.80	16.73	16.64	16.62	16.55	16.47	16.45	16.39	16.33
44	5220	16.80	16.77	16.73	16.66	16.59	16.54	16.51	16.47	16.45
48	5240	16.80	16.79	16.73	16.67	16.66	16.61	16.55	16.53	16.48
52	5260	18.30	18.23	18.16	18.12	18.10	18.05	18.02	17.96	17.95
56	5280	18.10	17.94	17.92	17.87	17.82	17.77	17.73	17.71	17.68
60	5300	18.10	18.01	17.94	17.89	17.83	17.81	17.74	17.71	17.67
64	5320	15.10	15.07	15.05	14.98	14.97	14.92	14.90	14.83	14.78
100	5500	16.30	16.24	16.15	16.10	16.05	15.96	15.95	15.92	15.85
104	5520	18.60	18.13	18.08	18.02	18.02	17.96	17.88	17.86	17.82
108	5540	18.60	18.58	18.53	18.49	18.44	18.38	18.32	18.25	18.22
112	5560	18.60	18.13	18.07	17.99	17.94	17.86	17.79	17.74	17.72
116	5580	18.60	18.33	18.28	18.23	18.19	18.12	18.09	18.04	18.00
132	5660	18.60	18.30	18.24	18.17	18.10	18.06	18.05	17.99	17.96
136	5680	18.60	18.28	18.26	18.20	18.17	18.10	18.06	17.99	17.96
140	5700	14.60	14.58	14.50	14.49	14.43	14.35	14.30	14.23	14.15
149	5745	18.70	18.29	18.26	18.18	18.15	18.08	18.02	17.99	17.98
153	5765	19.20	18.22	18.16	18.11	18.05	17.99	17.96	17.88	17.79
157	5785	19.20	18.06	18.02	17.97	17.91	17.90	17.85	17.79	17.75
161	5805	19.20	18.25	18.19	18.14	18.06	17.98	17.93	17.90	17.88
165	5825	18.70	18.04	18.01	17.96	17.92	17.88	17.86	17.80	17.76

Unless otherwise stated the results shown in this test report refer only to the sample(s) tested and such sample(s) are retained for 90 days only.

除非另有說明，此報告結果僅對測試之樣品負責，同時此樣品僅保留90天。本報告未經本公司書面許可，不可部份複製。

This document is issued by the Company subject to its General Conditions of Service printed overleaf, available on request or accessible at [www.sgs.com/terms\\_and\\_conditions.htm](http://www.sgs.com/terms_and_conditions.htm) and, for electronic format documents, subject to Terms and Conditions for Electronic Documents at [www.sgs.com/terms\\_e-document.htm](http://www.sgs.com/terms_e-document.htm). Attention is drawn to the limitation of liability, indemnification and jurisdiction issues defined therein. Any holder of this document is advised that information contained hereon reflects the Company's findings at the time of its intervention only and within the limits of Client's instructions, if any. The Company's sole responsibility is to its Client and this document does not exonerate parties to a transaction from exercising all their rights and obligations under the transaction documents. This document cannot be reproduced except in full, without prior written approval of the Company. Any unauthorized alteration, forgery or falsification of the content or appearance of this document is unlawful and offenders may be prosecuted to the fullest extent of the law.



**MIMO (CH0 + CH1)**

802.11n(40M)		Max. Rated Avg. Power + Max. Tolerance (dBm)	Average Power Output(dBm)							
5.2/5.3/5.6/5.8G			Data Rate (Mbps)							
CH	Frequency (MHz)		13.5	27	40.5	54	81	108	121.5	135
38	5190	12.40	12.06	12.03	12.01	11.94	11.90	11.83	11.76	11.70
46	5230	16.60	16.22	16.17	16.15	16.12	16.08	16.04	15.98	15.95
54	5270	17.40	17.32	17.25	17.20	17.15	17.11	17.04	17.00	16.96
62	5310	13.80	13.49	13.43	13.42	13.37	13.32	13.29	13.22	13.17
102	5510	11.10	10.09	10.04	10.00	9.93	9.88	9.82	9.81	9.78
110	5550	17.40	17.23	17.21	17.16	17.13	17.10	17.04	16.97	16.94
134	5670	16.10	15.94	15.87	15.84	15.76	15.68	15.59	15.54	15.49
151	5755	18.70	18.03	17.99	17.92	17.83	17.81	17.75	17.73	17.72
159	5795	18.70	18.04	18.02	17.98	17.93	17.88	17.81	17.76	17.70

Unless otherwise stated the results shown in this test report refer only to the sample(s) tested and such sample(s) are retained for 90 days only.

除非另有說明，此報告結果僅對測試之樣品負責，同時此樣品僅保留90天。本報告未經本公司書面許可，不可部份複製。

This document is issued by the Company subject to its General Conditions of Service printed overleaf, available on request or accessible at [www.sgs.com/terms\\_and\\_conditions.htm](http://www.sgs.com/terms_and_conditions.htm) and, for electronic format documents, subject to Terms and Conditions for Electronic Documents at [www.sgs.com/terms\\_e-document.htm](http://www.sgs.com/terms_e-document.htm). Attention is drawn to the limitation of liability, indemnification and jurisdiction issues defined therein. Any holder of this document is advised that information contained hereon reflects the Company's findings at the time of its intervention only and within the limits of Client's instructions, if any. The Company's sole responsibility is to its Client and this document does not exonerate parties to a transaction from exercising all their rights and obligations under the transaction documents. This document cannot be reproduced except in full, without prior written approval of the Company. Any unauthorized alteration, forgery or falsification of the content or appearance of this document is unlawful and offenders may be prosecuted to the fullest extent of the law.

**MIMO (CH0 + CH1)**

802.11 ac(20M)		Max. Rated Avg. Power + Max. Tolerance (dBm)	Average Power Output(dBm)									
5.2/5.3/5.6G			Data Rate (Mbps)									
CH	Frequency (MHz)		6.5	13	19.5	26	39	52	58.5	65	78	
36	5180	16.60	16.53	16.49	16.45	16.42	16.34	16.27	16.23	16.15	16.14	
40	5200	16.80	16.79	16.72	16.68	16.60	16.57	16.49	16.45	16.40	16.38	
44	5220	16.80	16.81	16.76	16.71	16.63	16.59	16.55	16.47	16.40	16.37	
48	5240	16.80	16.80	16.74	16.70	16.61	16.56	16.51	16.44	16.40	16.33	
52	5260	18.30	18.25	18.23	18.14	18.05	18.01	17.98	17.94	17.88	17.79	
56	5280	18.10	18.05	18.00	17.96	17.92	17.86	17.83	17.80	17.78	17.71	
60	5300	18.10	18.02	17.99	17.94	17.86	17.83	17.81	17.77	17.71	17.68	
64	5320	15.10	15.08	15.03	14.95	14.94	14.93	14.89	14.85	14.80	14.76	
100	5500	16.30	16.26	16.19	16.13	16.08	16.00	15.94	15.91	15.89	15.85	
104	5520	18.60	18.26	18.21	18.15	18.13	18.05	17.97	17.95	17.89	17.86	
108	5540	18.60	18.59	18.57	18.55	18.50	18.46	18.42	18.36	18.34	18.32	
112	5560	18.60	18.23	18.19	18.14	18.08	18.05	18.02	17.97	17.93	17.90	
116	5580	18.60	18.34	18.31	18.28	18.24	18.16	18.12	18.08	18.06	18.01	
132	5660	18.60	18.31	18.23	18.17	18.09	18.05	18.02	17.98	17.93	17.87	
136	5680	18.60	18.53	18.50	18.46	18.42	18.36	18.30	18.26	18.23	18.21	
140	5700	14.60	14.51	14.46	14.37	14.28	14.24	14.17	14.13	14.09	14.03	
149	5745	18.70	18.76	18.74	18.70	18.62	18.60	18.54	18.50	18.46	18.43	
153	5765	19.20	18.79	18.70	18.65	18.61	18.54	18.50	18.43	18.35	18.32	
157	5785	19.20	18.71	18.62	18.53	18.48	18.40	18.34	18.28	18.23	18.18	
161	5805	19.20	18.75	18.70	18.67	18.60	18.57	18.51	18.42	18.40	18.31	
165	5825	18.70	18.25	18.22	18.19	18.14	18.11	18.03	17.95	17.89	17.86	

Unless otherwise stated the results shown in this test report refer only to the sample(s) tested and such sample(s) are retained for 90 days only.

除非另有說明，此報告結果僅對測試之樣品負責，同時此樣品僅保留90天。本報告未經本公司書面許可，不可部份複製。

This document is issued by the Company subject to its General Conditions of Service printed overleaf, available on request or accessible at [www.sgs.com/terms\\_and\\_conditions.htm](http://www.sgs.com/terms_and_conditions.htm) and, for electronic format documents, subject to Terms and Conditions for Electronic Documents at [www.sgs.com/terms\\_e-document.htm](http://www.sgs.com/terms_e-document.htm). Attention is drawn to the limitation of liability, indemnification and jurisdiction issues defined therein. Any holder of this document is advised that information contained hereon reflects the Company's findings at the time of its intervention only and within the limits of Client's instructions, if any. The Company's sole responsibility is to its Client and this document does not exonerate parties to a transaction from exercising all their rights and obligations under the transaction documents. This document cannot be reproduced except in full, without prior written approval of the Company. Any unauthorized alteration, forgery or falsification of the content or appearance of this document is unlawful and offenders may be prosecuted to the fullest extent of the law.

**MIMO (CH0 + CH1)**

802.11 ac(40M)		Max. Rated Avg. Power + Max. Tolerance (dBm)	Average Power Output (dBm)									
5.2/5.3/5.6G			Data Rate (Mbps)									
CH	Frequency (MHz)		13.5	27	40.5	54	81	108	121.5	135	162	180
38	5190	12.40	12.39	12.32	12.27	12.18	12.14	12.10	12.04	11.98	11.96	11.89
46	5230	16.60	16.49	16.45	16.39	16.31	16.25	16.20	16.14	16.13	16.07	16.04
54	5270	17.40	17.33	17.31	17.23	17.18	17.10	17.06	17.01	17.00	16.98	16.93
62	5310	13.80	13.79	13.71	13.64	13.61	13.57	13.51	13.45	13.39	13.31	13.21
102	5510	11.10	11.08	11.02	10.99	10.93	10.89	10.83	10.80	10.77	10.72	10.67
110	5550	17.40	17.39	17.34	17.30	17.23	17.23	17.21	17.14	17.11	17.04	16.97
134	5670	16.10	16.05	15.99	15.98	15.91	15.89	15.83	15.77	15.72	15.71	15.64
151	5755	18.70	18.25	18.19	18.15	18.07	18.03	17.96	17.91	17.87	17.7901	17.7754
159	5795	18.70	18.26	18.17	18.12	18.03	17.95	17.93	17.86	17.81	17.7536	17.6974

802.11 ac(80M)		Max. Rated Avg. Power + Max. Tolerance (dBm)	Average Power Output (dBm)									
5.2/5.3/5.6/5.8G			Data Rate (Mbps)									
CH	Frequency (MHz)		29.3	58.5	87.8	117	175.5	234	263.3	292.5	351	390
42	5210	11.50	11.43	11.38	11.34	11.30	11.25	11.20	11.15	11.14	11.07	11.01
58	5290	11.60	11.28	11.21	11.19	11.13	11.05	10.99	10.96	10.88	10.86	10.80
106	5530	11.40	11.22	11.15	11.11	11.05	10.98	10.92	10.86	10.79	10.76	10.75
138	5690	11.40	11.08	11.07	10.98	10.90	10.86	10.81	10.79	10.77	10.71	10.67
155	5775	11.80	11.78	11.75	11.68	11.63	11.58	11.55	11.51	11.46	11.41	11.40

#. Per FCC KDB443999, transmission on channels which overlap the 5600-5650 MHz is prohibited as a client.

Unless otherwise stated the results shown in this test report refer only to the sample(s) tested and such sample(s) are retained for 90 days only.

除非另有說明，此報告結果僅對測試之樣品負責，同時此樣品僅保留90天。本報告未經本公司書面許可，不可部份複製。

This document is issued by the Company subject to its General Conditions of Service printed overleaf, available on request or accessible at [www.sgs.com/terms\\_and\\_conditions.htm](http://www.sgs.com/terms_and_conditions.htm) and, for electronic format documents, subject to Terms and Conditions for Electronic Documents at [www.sgs.com/terms\\_e-document.htm](http://www.sgs.com/terms_e-document.htm). Attention is drawn to the limitation of liability, indemnification and jurisdiction issues defined therein. Any holder of this document is advised that information contained hereon reflects the Company's findings at the time of its intervention only and within the limits of Client's instructions, if any. The Company's sole responsibility is to its Client and this document does not exonerate parties to a transaction from exercising all their rights and obligations under the transaction documents. This document cannot be reproduced except in full, without prior written approval of the Company. Any unauthorized alteration, forgery or falsification of the content or appearance of this document is unlawful and offenders may be prosecuted to the fullest extent of the law.

**#. Bluetooth conducted power table:**

Frequency (MHz)	Data Rate	Peak	
		dBm	mW
2402	1	10.63	11.561
2441	1	10.49	11.194
2480	1	10.16	10.375
2402	3	9.91	9.795
2441	3	10.4	10.965
2480	3	10.53	11.298

**#. Bluetooth LE conducted power table:**

Frequency (MHz)	Bluetooth Mode	Avg.	
		dBm	mW
2402	LE	10.4	10.965
2440	LE	10.31	10.74
2480	LE	9.26	8.433

#. Due to the highest maximum output power 10.63dBm(11.56mW) of Bluetooth portion is below 20mW, Bluetooth is exempted from SAR evaluation per RSS102 Issue 4.

**Ps:** EIRP of BT=10.63+(-1.55)=9.08(8.091mW), where the highest peak gain of aux antenna in frequency range 2400MHz to 2500MHz is -1.55 dBi. Thus the higher of the conducted power or EIRP is the conducted output power.

#.According to KDB447498 D01v05 – The 1-g SAR test exclusion thresholds for 100 MHz to 6 GHz at test separation distances ≤ 50 mm are determined by: [(max. power of channel, including tune-up tolerance, mW)/(min. test separation distance, mm)] · [√f(GHz)] ≤ 3.0 for 1-g SAR. Based on the maximum power of Bluetooth and the min. test separation distance, Bluetooth SAR for left side/back side of the display screen is not required.

(Max. power of channel: 10.63dBm, min. test separation distance=25mm, f=2402MHz, [(11.561/25)\* √2.402]=0.717 ≤ 3.0;

Max. power of channel: 10.49dBm, min. test separation distance=25mm, f=2441MHz, [(11.194/25)\* √2.441]=0.7 ≤ 3.0;

Max. power of channel: 10.53dBm, min. test separation distance=25mm, f=2480MHz, [(11.298/25)\* √2.480]=0.712 ≤ 3.0;

#. According to KDB447498 D01 v05 4.3.1, at 100 MHz to 6 GHz and for test separation distances > 50 mm, the SAR test exclusion threshold is determined according to the following, and as illustrated in Appendix B of KDB447498 D01 v05.

[[ (max. power of channel, including tune-up tolerance, mW)/50mm] ·

Unless otherwise stated the results shown in this test report refer only to the sample(s) tested and such sample(s) are retained for 90 days only.

除非另有說明，此報告結果僅對測試之樣品負責，同時此樣品僅保留90天。本報告未經本公司書面許可，不可部份複製。

This document is issued by the Company subject to its General Conditions of Service printed overleaf, available on request or accessible at [www.sgs.com/terms\\_and\\_conditions.htm](http://www.sgs.com/terms_and_conditions.htm) and, for electronic format documents, subject to Terms and Conditions for Electronic Documents at [www.sgs.com/terms\\_e-document.htm](http://www.sgs.com/terms_e-document.htm). Attention is drawn to the limitation of liability, indemnification and jurisdiction issues defined therein. Any holder of this document is advised that information contained hereon reflects the Company's findings at the time of its intervention only and within the limits of Client's instructions, if any. The Company's sole responsibility is to its Client and this document does not exonerate parties to a transaction from exercising all their rights and obligations under the transaction documents. This document cannot be reproduced except in full, without prior written approval of the Company. Any unauthorized alteration, forgery or falsification of the content or appearance of this document is unlawful and offenders may be prosecuted to the fullest extent of the law.

$[\sqrt{f(\text{GHz})}] + (\text{test separation distance} - 50 \text{ mm}) \cdot 10] \text{ mW at } > 1500 \text{ MHz and } \leq 6 \text{ GHz}$

Unless otherwise stated the results shown in this test report refer only to the sample(s) tested and such sample(s) are retained for 90 days only.

除非另有說明，此報告結果僅對測試之樣品負責，同時此樣品僅保留90天。本報告未經本公司書面許可，不可部份複製。

This document is issued by the Company subject to its General Conditions of Service printed overleaf, available on request or accessible at [www.sgs.com/terms\\_and\\_conditions.htm](http://www.sgs.com/terms_and_conditions.htm) and, for electronic format documents, subject to Terms and Conditions for Electronic Documents at [www.sgs.com/terms\\_e-document.htm](http://www.sgs.com/terms_e-document.htm). Attention is drawn to the limitation of liability, indemnification and jurisdiction issues defined therein. Any holder of this document is advised that information contained hereon reflects the Company's findings at the time of its intervention only and within the limits of Client's instructions, if any. The Company's sole responsibility is to its Client and this document does not exonerate parties to a transaction from exercising all their rights and obligations under the transaction documents. This document cannot be reproduced except in full, without prior written approval of the Company. Any unauthorized alteration, forgery or falsification of the content or appearance of this document is unlawful and offenders may be prosecuted to the fullest extent of the law.

SGS Taiwan Ltd.

No.134,Wu Kung Road, New Taipei Industrial Park, Wuku District, New Taipei City, Taiwan 24803/新北市五股區新北產業園區五工路 134 號

台灣檢驗科技股份有限公司

t (886-2) 2299-3279

f (886-2) 2298-0488

[www.tw.sgs.com](http://www.tw.sgs.com)

Member of SGS Group

Based on the maximum power of Bluetooth and the min. test separation distance, Bluetooth SAR for lap-held mode is not required.

$[(11.561 \text{ mW}/50\text{mm}) \cdot (\sqrt{2.402}) + (144 - 50 \text{ mm}) \cdot 10] \text{ mW} = 940.358\text{mW}$  is compared with Appendix B of KDB447498 D01 v05.

$(11.194 \text{ mW}/50\text{mm}) \cdot (\sqrt{2.441}) + (144 - 50 \text{ mm}) \cdot 10] \text{ mW} = 940.350\text{mW}$  is compared with Appendix B of KDB447498 D01 v05.

$(11.298 \text{ mW}/50\text{mm}) \cdot (\sqrt{2.480}) + (144 - 50 \text{ mm}) \cdot 10] \text{ mW} = 940.356\text{mW}$  is compared with Appendix B of KDB447498 D01 v05.

#. For Bluetooth operational modes the transmission is at Aux output. Bluetooth can only be transmitted simultaneously with Main antenna according to client's operation description.

#.According to KDB447498 D01v05 – When standalone SAR test exclusion applies to an antenna that transmits simultaneously with other antennas, the standalone SAR must be estimated according to following to determine simultaneous transmission SAR test exclusion:  $[(\text{max. power of channel, including tune-up tolerance, mW})/(\text{min. test separation distance, mm})] \cdot [\sqrt{f(\text{GHz})} / 7.5 ]$  for test separation distances  $\leq 50 \text{ mm}$ .  
0.4 W/kg for 1-g SAR, when the test separation distance is  $> 50 \text{ mm}$ .

#### #. Estimated Bluetooth SAR in lap-held mode:

Frequency (MHz)	Date Rate	Peak		Separation distance mm	Estimated SAR W/kg
		dBm	mW		
2402	1	10.63	11.561	144	0.4
2441	1	10.49	11.194	144	0.4
2480	3	10.53	11.298	144	0.4

#### #. Estimated Bluetooth SAR in Right side of the display screen:

Frequency (MHz)	Date Rate	Peak		Separation distance mm	Estimated SAR W/kg
		dBm	mW		
2402	1	10.63	11.561	>50 mm	0.4
2441	1	10.49	11.194	>50 mm	0.4
2480	3	10.53	11.298	>50 mm	0.4

#### #. Estimated Bluetooth SAR in Left side/Back side of the display screen:

Frequency (MHz)	Date Rate	Peak		Separation distance mm	Estimated SAR W/kg
		dBm	mW		
2402	1	10.63	11.561	25	0.096
2441	1	10.49	11.194	25	0.093
2480	3	10.53	11.298	25	0.095

Unless otherwise stated the results shown in this test report refer only to the sample(s) tested and such sample(s) are retained for 90 days only.

除非另有說明，此報告結果僅對測試之樣品負責，同時此樣品僅保留90天。本報告未經本公司書面許可，不可部份複製。

This document is issued by the Company subject to its General Conditions of Service printed overleaf, available on request or accessible at [www.sgs.com/terms\\_and\\_conditions.htm](http://www.sgs.com/terms_and_conditions.htm) and, for electronic format documents, subject to Terms and Conditions for Electronic Documents at [www.sgs.com/terms\\_e-document.htm](http://www.sgs.com/terms_e-document.htm). Attention is drawn to the limitation of liability, indemnification and jurisdiction issues defined therein. Any holder of this document is advised that information contained hereon reflects the Company's findings at the time of its intervention only and within the limits of Client's instructions, if any. The Company's sole responsibility is to its Client and this document does not exonerate parties to a transaction from exercising all their rights and obligations under the transaction documents. This document cannot be reproduced except in full, without prior written approval of the Company. Any unauthorized alteration, forgery or falsification of the content or appearance of this document is unlawful and offenders may be prosecuted to the fullest extent of the law.

**#. Simultaneous Transmission SAR test exclusion:**

Simul Tx	Configuration	Maximum <b>BT</b> SAR at Aux output(Estimated)	Maximum <b>WLAN</b> SAR at Main output(Reported)	$\Sigma$ SAR (W/kg)
Body	Lap-held	0.4	0.107	0.507 < limit 1.6
Body	Right side of display screen	0.4	0.282	0.682 < limit 1.6
Body	Back side of display screen	0.096	0.22	0.316 < limit 1.6

Simul Tx	Configuration	Maximum <b>BT</b> SAR at Aux output(Estimated)	Maximum <b>WLAN</b> SAR at Main output(Estimated)	$\Sigma$ SAR (W/kg)
Body	Left side of display screen	0.096	0.4	0.496 < limit 1.6

#. Simultaneous Transmission SAR test exclusion can be applied due to the sum of the 1-g SAR for all the simultaneous transmitting antennas in the same test configuration is  $\leq 1.6$  W/kg.

#. Per FCC KDB443999, transmission on channels which overlap the 5600-5650 MHz is prohibited as a client.

### 1.4 Test Environment

Ambient Temperature:  $22 \pm 2^\circ \text{C}$   
Tissue Simulating Liquid:  $22 \pm 2^\circ \text{C}$

### 1.5 Operation Description

Use chipset specific software to control the EUT, and makes it transmit in maximum power. Measurements are performed respectively on the lowest, middle and highest channels of the operating band(s). The EUT is set to maximum power level during all tests, and at the beginning of each test the battery is fully charged.

We test it in 4 configurations:

**Configuration 1: Lap-held mode with test separation distance 0mm. (Lap-held)** (The screen portion of the laptop is in an open position at a  $90^\circ$  angle, and the laptop is positioned with its bottom of keyboard against the flat phantom.)

**Configuration 2:** Top side of the display screen. (IC bystander SAR are not required to be tested for Main and Aux antennas, since the antennas are not located in the top side of the display screen.)

Unless otherwise stated the results shown in this test report refer only to the sample(s) tested and such sample(s) are retained for 90 days only.

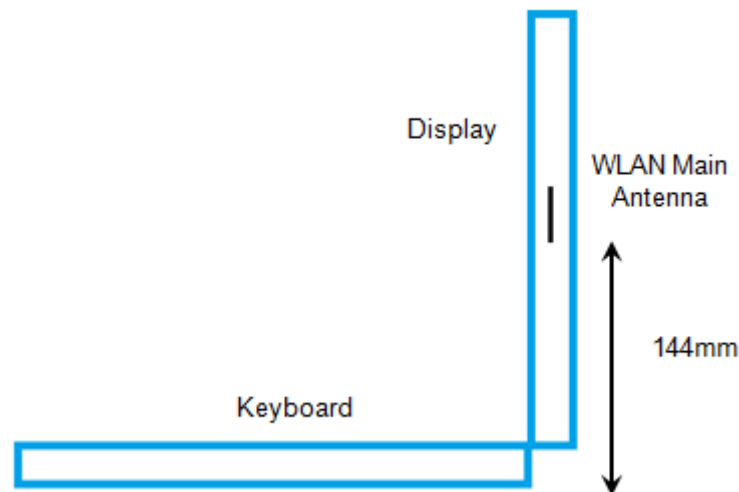
除非另有說明，此報告結果僅對測試之樣品負責，同時此樣品僅保留90天。本報告未經本公司書面許可，不可部份複製。

This document is issued by the Company subject to its General Conditions of Service printed overleaf, available on request or accessible at [www.sgs.com/terms\\_and\\_conditions.htm](http://www.sgs.com/terms_and_conditions.htm) and, for electronic format documents, subject to Terms and Conditions for Electronic Documents at [www.sgs.com/terms\\_e-document.htm](http://www.sgs.com/terms_e-document.htm). Attention is drawn to the limitation of liability, indemnification and jurisdiction issues defined therein. Any holder of this document is advised that information contained hereon reflects the Company's findings at the time of its intervention only and within the limits of Client's instructions, if any. The Company's sole responsibility is to its Client and this document does not exonerate parties to a transaction from exercising all their rights and obligations under the transaction documents. This document cannot be reproduced except in full, without prior written approval of the Company. Any unauthorized alteration, forgery or falsification of the content or appearance of this document is unlawful and offenders may be prosecuted to the fullest extent of the law.

**Configuration 3: Right side of the display screen with test separation distance 25mm. (Right side)** (IC bystander SAR is required to be tested for Main antenna, since the Main antenna is located in the right side of the display screen.)

**Configuration 4: Left side of the display screen with test separation distance 25mm. (Left side)** (IC bystander SAR is required to be tested for Aux antenna, since the Aux antenna is located in the left side of the display screen.)

**Configuration 5: Back side of the display screen with test separation distance 25mm. (Screen back)** (IC bystander SAR are required to be tested for Main and Aux antennas, since the Main and Aux antennas are also located in the back side of the display screen.)



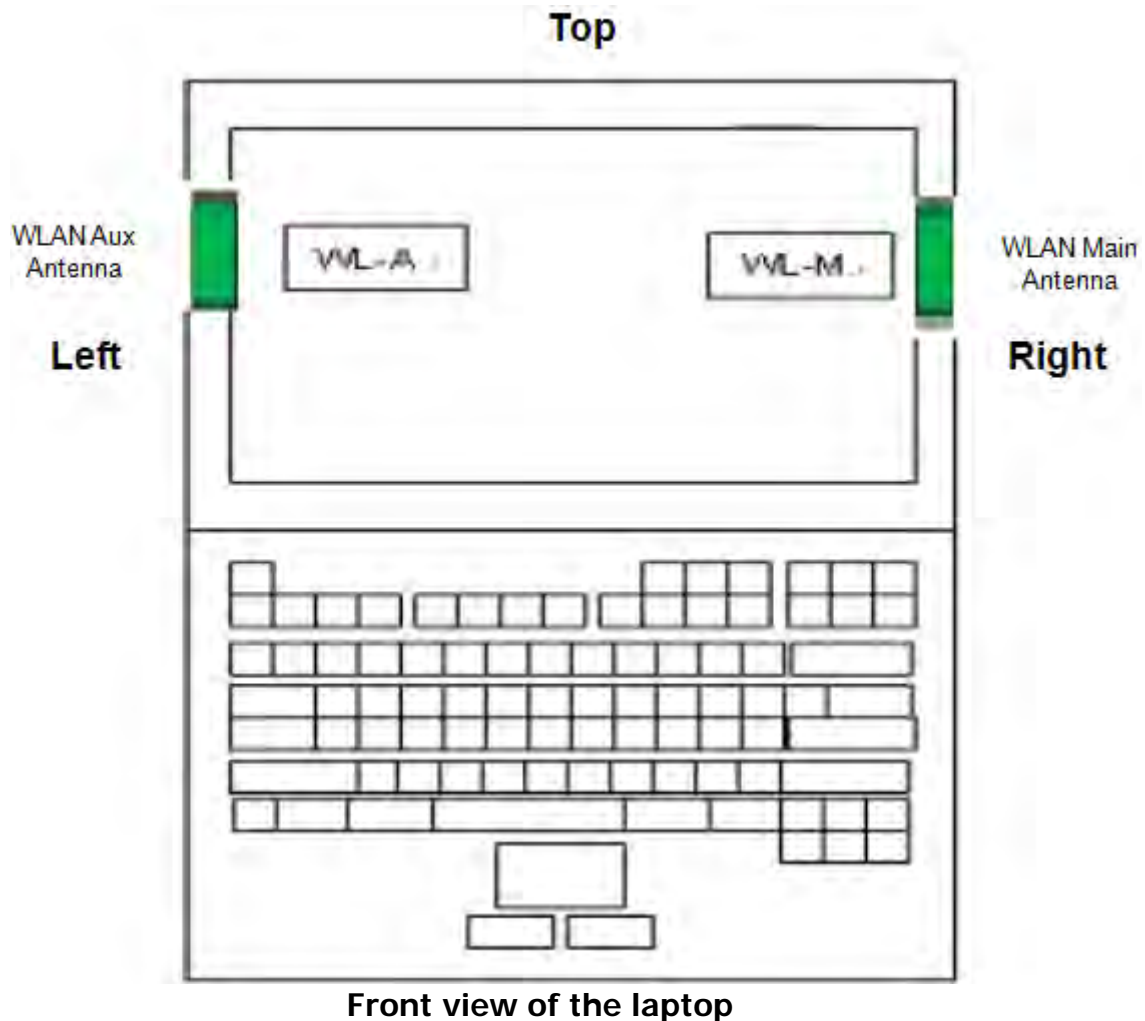
Side view of the laptop

Unless otherwise stated the results shown in this test report refer only to the sample(s) tested and such sample(s) are retained for 90 days only.

除非另有說明，此報告結果僅對測試之樣品負責，同時此樣品僅保留90天。本報告未經本公司書面許可，不可部份複製。

This document is issued by the Company subject to its General Conditions of Service printed overleaf, available on request or accessible at [www.sgs.com/terms\\_and\\_conditions.htm](http://www.sgs.com/terms_and_conditions.htm) and, for electronic format documents, subject to Terms and Conditions for Electronic Documents at [www.sgs.com/terms\\_e-document.htm](http://www.sgs.com/terms_e-document.htm). Attention is drawn to the limitation of liability, indemnification and jurisdiction issues defined therein. Any holder of this document is advised that information contained hereon reflects the Company's findings at the time of its intervention only and within the limits of Client's instructions, if any. The Company's sole responsibility is to its Client and this document does not exonerate parties to a transaction from exercising all their rights and obligations under the transaction documents. This document cannot be reproduced except in full, without prior written approval of the Company. Any unauthorized alteration, forgery or falsification of the content or appearance of this document is unlawful and offenders may be prosecuted to the fullest extent of the law.





Note:

- #. According to KDB616217 D04, the screen portion of the laptop is in an open position at a 90° angle, and the laptop is positioned with its bottom of keyboard against the flat phantom to test lap-held SAR.
- #. Based on RSS-102 Supplementary Procedures (SPR)-001, if the integrated antenna(s) are located in the back side of the display screen, the back side shall be facing towards the flat phantom at a distance not exceeding 25 mm. If the integrated antenna(s) are installed along the edge(s) of the display screen, the edge(s) shall be facing towards the flat phantom at a distance not exceeding 25 mm.
- #. According to FCC KDB248227 and October 10, 2012 TCB Workshop, SAR is not required for 802.11g/n(20M)/n(40M) channels when the maximum average output power is less than 1/4 dB higher than that measured on the corresponding 802.11b channels.

Unless otherwise stated the results shown in this test report refer only to the sample(s) tested and such sample(s) are retained for 90 days only.  
除非另有說明，此報告結果僅對測試之樣品負責，同時此樣品僅保留90天。本報告未經本公司書面許可，不可部份複製。

This document is issued by the Company subject to its General Conditions of Service printed overleaf, available on request or accessible at [www.sgs.com/terms\\_and\\_conditions.htm](http://www.sgs.com/terms_and_conditions.htm) and, for electronic format documents, subject to Terms and Conditions for Electronic Documents at [www.sgs.com/terms\\_e-document.htm](http://www.sgs.com/terms_e-document.htm). Attention is drawn to the limitation of liability, indemnification and jurisdiction issues defined therein. Any holder of this document is advised that information contained hereon reflects the Company's findings at the time of its intervention only and within the limits of Client's instructions, if any. The Company's sole responsibility is to its Client and this document does not exonerate parties to a transaction from exercising all their rights and obligations under the transaction documents. This document cannot be reproduced except in full, without prior written approval of the Company. Any unauthorized alteration, forgery or falsification of the content or appearance of this document is unlawful and offenders may be prosecuted to the fullest extent of the law.

- #. According to FCC KDB248227, for each band, testing at higher data rates and higher order modulation is not required when the maximum average output power for each of these configurations is less than 1/4 dB higher than those measured at the lowest data rate.
- #. Due to the maximum average output power of higher data rates is less than 1/4 dB higher than lowest data rate, thus only lowest data rate is required for SAR test.
- #. For 2.4GHz Main and Aux antennas, due to the maximum average output power of 802.11 g/n(20M)/n(40M) is less than 1/4 dB higher than 802.11b, thus 802.11 g/n(20M)/n(40M) is not required for SAR test.
- #. For 2.4GHz MIMO antennas, due to the aggregate maximum average output power of 802.11 n(40M) is less than 1/4 dB higher than 802.11 n(20M), thus 802.11 n(40M) is not required for SAR test.
- #. According to FCC KDB248227 and October 10, 2012 TCB Workshop, SAR is not required for 802.11 n(20M)/n(40M)/ac(20M)/ac(40M)/ac(80M) channels when the maximum average output power is less than 1/4 dB higher than that measured on the corresponding 802.11a channels.
- #. For 5GHz Main antenna, SAR is not required for 5.2/5.3/5.6G n(20M)/n(40M)/ac(20M)/ac(40M)/ac(80M), due to the maximum average output power is less than 1/4 dB higher than that measured on the corresponding 802.11a channels.
- #. The device supports 802.11ac(20M), ac(40M), ac(80M) and transmitting one channel at time, not simultaneously, in different 5GHz bands. According to April 2013 TCB Workshop, apply usual 802.11 test exclusion considerations, but include 802.11ac SAR for highest 802.11a configuration in each 5 GHz band and each exposure condition. Therefore, 802.11ac SAR is required for the highest SAR configuration in each 5 GHz band.
- #. For 5.8GHz Main antenna, SAR is not required for 5.8G a, due to the maximum average output power is much less than that measured 5.8G n(20M)/n(40M)/ac(20M)/ac(40M).
- #. For 5GHz Aux antenna, SAR is not required for 5.2/5.3/5.6/5.8G n(20M)/n(40M)/ac(20M)/ac(40M)/ac(80M), due to the maximum average output power is less than 1/4 dB higher than that measured on the corresponding 802.11a channels.
- #. For 5GHz Aux antenna, 802.11 ac(20M)/ac(40M)/ac(80M) SAR is required for highest 802.11a configuration in each 5 GHz band and each exposure condition.
- #. For 5GHz MIMO antennas, SAR is not required for 5.2/5.3/5.6G

Unless otherwise stated the results shown in this test report refer only to the sample(s) tested and such sample(s) are retained for 90 days only.

除非另有說明，此報告結果僅對測試之樣品負責，同時此樣品僅保留90天。本報告未經本公司書面許可，不可部份複製。

This document is issued by the Company subject to its General Conditions of Service printed overleaf, available on request or accessible at [www.sgs.com/terms\\_and\\_conditions.htm](http://www.sgs.com/terms_and_conditions.htm) and, for electronic format documents, subject to Terms and Conditions for Electronic Documents at [www.sgs.com/terms\\_e-document.htm](http://www.sgs.com/terms_e-document.htm). Attention is drawn to the limitation of liability, indemnification and jurisdiction issues defined therein. Any holder of this document is advised that information contained hereon reflects the Company's findings at the time of its intervention only and within the limits of Client's instructions, if any. The Company's sole responsibility is to its Client and this document does not exonerate parties to a transaction from exercising all their rights and obligations under the transaction documents. This document cannot be reproduced except in full, without prior written approval of the Company. Any unauthorized alteration, forgery or falsification of the content or appearance of this document is unlawful and offenders may be prosecuted to the fullest extent of the law.

n(40M)/ac(20M)/ac(40M)/ac(80M), due to the maximum average output power is less than 1/4 dB higher than that measured on the corresponding 802.11n(20) channels.

- #. For 5GHz MIMO antennas, 802.11 ac(20M)/ac(40M)/ac(80M) SAR is required for highest 802.11n(20M) configuration in each 5 GHz band and each exposure condition.
- #. For 5.8GHz MIMO antennas, SAR is not required for 5.8G n(40M)/ac(40M)/ac(80M), due to the maximum average output power is less than 1/4 dB higher than that measured on the corresponding 802.11n(20) channels.
- #. For 5.8GHz MIMO antennas, 802.11 ac(40M)/ac(80M) SAR is required for highest 802.11n(20M) configuration in each 5 GHz band and each exposure condition.
- #. According to KDB447498 D01v05, testing of other required channels is not required when the reported 1-g SAR for the highest output channel is  $\leq 0.8$  W/kg, when the transmission band is  $\leq 100$  MHz.
- #. According to KDB447498 D01v05, testing of other required channels is not required when the reported 1-g SAR for the highest output channel is  $\leq 0.6$  W/kg, when the transmission band is between 100 MHz and 200MHz.
- #. According to KDB447498 D01v05, testing of other required channels is not required when the reported 1-g SAR for the highest output channel is  $\leq 0.4$  W/kg, when the transmission band is  $\geq 200$ MHz.
- #. According to KDB865664 D01v01, SAR measurement variability must be assessed for each frequency band. When the original highest measured SAR is  $\geq 0.8$  W/kg, repeated that measurement once. Perform a second repeated measurement only if the ratio of largest to smallest SAR for the original and first repeated measurements is  $> 1.20$  or when the original or repeated measurement is  $\geq 1.45$  W/kg (~ 10% from the 1-g SAR limit)

Unless otherwise stated the results shown in this test report refer only to the sample(s) tested and such sample(s) are retained for 90 days only.

除非另有說明，此報告結果僅對測試之樣品負責，同時此樣品僅保留90天。本報告未經本公司書面許可，不可部份複製。

This document is issued by the Company subject to its General Conditions of Service printed overleaf, available on request or accessible at [www.sgs.com/terms\\_and\\_conditions.htm](http://www.sgs.com/terms_and_conditions.htm) and, for electronic format documents, subject to Terms and Conditions for Electronic Documents at [www.sgs.com/terms\\_e-document.htm](http://www.sgs.com/terms_e-document.htm). Attention is drawn to the limitation of liability, indemnification and jurisdiction issues defined therein. Any holder of this document is advised that information contained hereon reflects the Company's findings at the time of its intervention only and within the limits of Client's instructions, if any. The Company's sole responsibility is to its Client and this document does not exonerate parties to a transaction from exercising all their rights and obligations under the transaction documents. This document cannot be reproduced except in full, without prior written approval of the Company. Any unauthorized alteration, forgery or falsification of the content or appearance of this document is unlawful and offenders may be prosecuted to the fullest extent of the law.

## 1.6 The SAR Measurement System

A block diagram of the SAR measurement System is given in Fig. a. This SAR Measurement System uses a Computer-controlled 3-D stepper motor system (SPEAG DASY 5 professional system). The model EX3DV4 field probe is used to determine the internal electric fields. The SAR can be obtained from the equation  $SAR = \sigma (|E_i|^2) / \rho$  where  $\sigma$  and  $\rho$  are the conductivity and mass density of the tissue-simulant.

The DASY 5 system for performing compliance tests consists of the following items:

- A standard high precision 6-axis robot (Staubli RX family) with controller, teach pendant and software. An arm extension is for accommodating the data acquisition electronics (DAE).
- A dosimetric probe, i.e., an isotropic E-field probe optimized and calibrated for usage intissue simulating liquid. The probe is equipped with an optical surface detector system.
- A data acquisition electronics (DAE) which performs the signal amplification, signal multiplexing, AD-conversion, offset measurements, mechanical surface detection, collision detection, etc. The unit is battery powered with standard or rechargeable batteries. The signal is optically transmitted to the EOC.

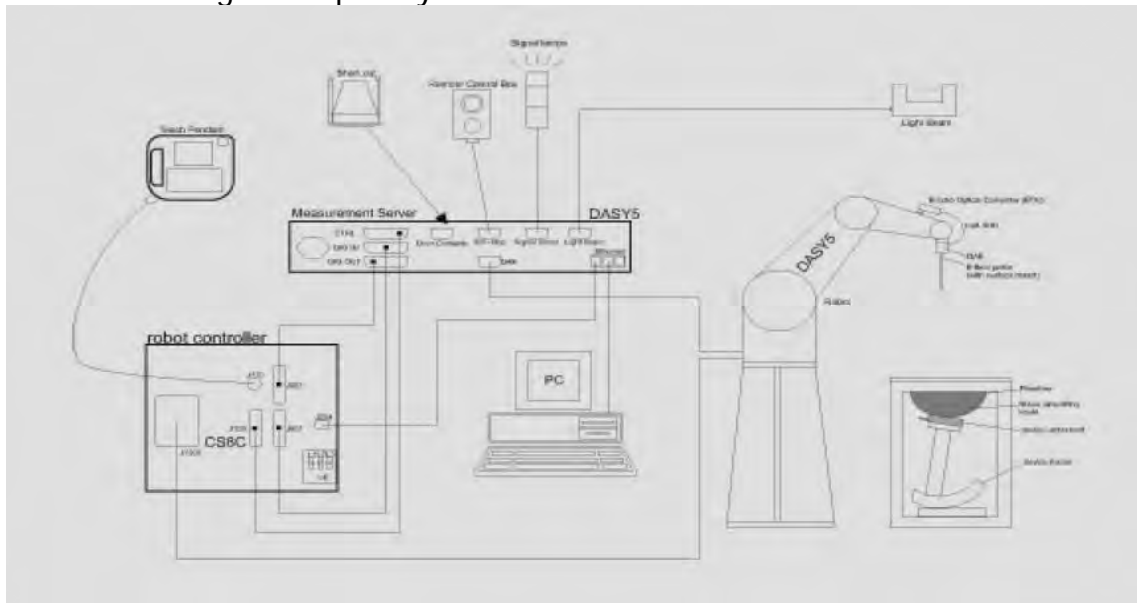


Fig. a The block diagram of SAR system

Unless otherwise stated the results shown in this test report refer only to the sample(s) tested and such sample(s) are retained for 90 days only.

除非另有說明，此報告結果僅對測試之樣品負責，同時此樣品僅保留90天。本報告未經本公司書面許可，不可部份複製。

This document is issued by the Company subject to its General Conditions of Service printed overleaf, available on request or accessible at [www.sgs.com/terms\\_and\\_conditions.htm](http://www.sgs.com/terms_and_conditions.htm) and, for electronic format documents, subject to Terms and Conditions for Electronic Documents at [www.sgs.com/terms\\_e-document.htm](http://www.sgs.com/terms_e-document.htm). Attention is drawn to the limitation of liability, indemnification and jurisdiction issues defined therein. Any holder of this document is advised that information contained hereon reflects the Company's findings at the time of its intervention only and within the limits of Client's instructions, if any. The Company's sole responsibility is to its Client and this document does not exonerate parties to a transaction from exercising all their rights and obligations under the transaction documents. This document cannot be reproduced except in full, without prior written approval of the Company. Any unauthorized alteration, forgery or falsification of the content or appearance of this document is unlawful and offenders may be prosecuted to the fullest extent of the law.

- The Electro-optical converter (EOC) performs the conversion between optical and electrical of the signals for the digital communication to the DAE and for the analog signal from the optical surface detection. The EOC is connected to the measurement server.
- The function of the measurement server is to perform the time critical tasks such as signal filtering, control of the robot operation and fast movement interrupts.
- A probe alignment unit which improves the (absolute) accuracy of the probe positioning.
- A computer operating Windows 7.
- DASY 5 software.
- Remote control with teach pendant and additional circuitry for robot safety such as warning lamps, etc.
- The SAM twin phantom enabling testing left-hand and right-hand usage.
- The device holder for handheld mobile phones.
- Tissue simulating liquid mixed according to the given recipes.
- Validation dipole kits allowing to validate the proper functioning of the system.


Unless otherwise stated the results shown in this test report refer only to the sample(s) tested and such sample(s) are retained for 90 days only.

除非另有說明，此報告結果僅對測試之樣品負責，同時此樣品僅保留90天。本報告未經本公司書面許可，不可部份複製。

This document is issued by the Company subject to its General Conditions of Service printed overleaf, available on request or accessible at [www.sgs.com/terms\\_and\\_conditions.htm](http://www.sgs.com/terms_and_conditions.htm) and, for electronic format documents, subject to Terms and Conditions for Electronic Documents at [www.sgs.com/terms\\_e-document.htm](http://www.sgs.com/terms_e-document.htm). Attention is drawn to the limitation of liability, indemnification and jurisdiction issues defined therein. Any holder of this document is advised that information contained hereon reflects the Company's findings at the time of its intervention only and within the limits of Client's instructions, if any. The Company's sole responsibility is to its Client and this document does not exonerate parties to a transaction from exercising all their rights and obligations under the transaction documents. This document cannot be reproduced except in full, without prior written approval of the Company. Any unauthorized alteration, forgery or falsification of the content or appearance of this document is unlawful and offenders may be prosecuted to the fullest extent of the law.

## 1.7 System Components

### EX3DV4 E-Field Probe


Construction	Symmetrical design with triangular core Built-in shielding against static charges PEEK enclosure material (resistant to organic solvents, e.g., DGBE)	
Calibration	Basic Broad Band Calibration in air Conversion Factors (CF) for HSL 2450/5200/5300/5600/5800 MHz Additional CF for other liquids and frequencies upon request	
Frequency	10 MHz to > 6 GHz, Linearity: $\pm 0.6$ dB (30 MHz to 4 GHz)	
Directivity	$\pm 0.3$ dB in HSL (rotation around probe axis) $\pm 0.5$ dB in tissue material (rotation normal to probe axis)	
Dynamic Range	10 $\mu$ W/g to > 100 mW/g Linearity: $\pm 0.2$ dB (noise: typically < 1 $\mu$ W/g)	
Dimensions	Overall length: 337 mm (Tip: 9 mm) Tip diameter: 2.5 mm (Body: 10 mm) Typical distance from probe tip to dipole centers: 1 mm	
Application	High precision dosimetric measurements in any exposure scenario (e.g., very strong gradient fields). Only probe which enables compliance testing for frequencies up to 6 GHz with precision of better 30%.	

Unless otherwise stated the results shown in this test report refer only to the sample(s) tested and such sample(s) are retained for 90 days only.


除非另有說明，此報告結果僅對測試之樣品負責，同時此樣品僅保留90天。本報告未經本公司書面許可，不可部份複製。

This document is issued by the Company subject to its General Conditions of Service printed overleaf, available on request or accessible at [www.sgs.com/terms\\_and\\_conditions.htm](http://www.sgs.com/terms_and_conditions.htm) and, for electronic format documents, subject to Terms and Conditions for Electronic Documents at [www.sgs.com/terms\\_e-document.htm](http://www.sgs.com/terms_e-document.htm). Attention is drawn to the limitation of liability, indemnification and jurisdiction issues defined therein. Any holder of this document is advised that information contained hereon reflects the Company's findings at the time of its intervention only and within the limits of Client's instructions, if any. The Company's sole responsibility is to its Client and this document does not exonerate parties to a transaction from exercising all their rights and obligations under the transaction documents. This document cannot be reproduced except in full, without prior written approval of the Company. Any unauthorized alteration, forgery or falsification of the content or appearance of this document is unlawful and offenders may be prosecuted to the fullest extent of the law.

### SAM PHANTOM V4.0C

Construction	<p>The shell corresponds to the specifications of the Specific Anthropomorphic Mannequin (SAM) phantom defined in IEEE 1528-200X, CENELEC 50361 and IEC 62209.</p> <p>It enables the dosimetric evaluation of left and right hand phone usage as well as body mounted usage at the flat phantom region. A cover prevents evaporation of the liquid. Reference markings on the phantom allow the complete setup of all predefined phantom positions and measurement grids by manually teaching three points with the robot.</p>	
Shell Thickness	2 ± 0.2 mm	
Filling Volume	Approx. 25 liters	
Dimensions	<p>Height: 210 mm;</p> <p>Length: 1000 mm;</p> <p>Width: 500 mm</p>	

### DEVICE HOLDER

Construction	<p>The device holder (Supporter) for Notebook is made by POM (polyoxymethylene resin) , which is non-metal and non-conductive.</p> <p>The height can be adjusted to fit varies kind of notebooks.</p>	 <p style="text-align: center;">Device Holder</p>
--------------	---	---

Unless otherwise stated the results shown in this test report refer only to the sample(s) tested and such sample(s) are retained for 90 days only.

除非另有說明，此報告結果僅對測試之樣品負責，同時此樣品僅保留90天。本報告未經本公司書面許可，不可部份複製。

This document is issued by the Company subject to its General Conditions of Service printed overleaf, available on request or accessible at [www.sgs.com/terms\\_and\\_conditions.htm](http://www.sgs.com/terms_and_conditions.htm) and, for electronic format documents, subject to Terms and Conditions for Electronic Documents at [www.sgs.com/terms\\_e-document.htm](http://www.sgs.com/terms_e-document.htm). Attention is drawn to the limitation of liability, indemnification and jurisdiction issues defined therein. Any holder of this document is advised that information contained hereon reflects the Company's findings at the time of its intervention only and within the limits of Client's instructions, if any. The Company's sole responsibility is to its Client and this document does not exonerate parties to a transaction from exercising all their rights and obligations under the transaction documents. This document cannot be reproduced except in full, without prior written approval of the Company. Any unauthorized alteration, forgery or falsification of the content or appearance of this document is unlawful and offenders may be prosecuted to the fullest extent of the law.

## 1.8 SAR System Verification

The microwave circuit arrangement for system verification is sketched in Fig. b. The daily system accuracy verification occurs within the flat section of the SAM phantom. A SAR measurement was performed to see if the measured SAR was within  $\pm 10\%$  from the target SAR values. These tests were done at 2450/5200/5300/5600/5800 MHz. The tests were conducted on the same days as the measurement of the DUT. The obtained results from the system accuracy verification are displayed in the table 1 (SAR values are normalized to 1W forward power delivered to the dipole). During the tests, the ambient temperature of the laboratory was  $21.7^{\circ}\text{C}$ , the relative humidity was 62% and the liquid depth above the ear reference points was  $\geq 15\text{ cm} \pm 5\text{ mm}$  (frequency  $\leq 3\text{ GHz}$ ) or  $\geq 10\text{ cm} \pm 5\text{ mm}$  (frequency  $> 3\text{ GHz}$ ) in all the cases. It is seen that the system is operating within its specification, as the results are within acceptable tolerance of the reference values.

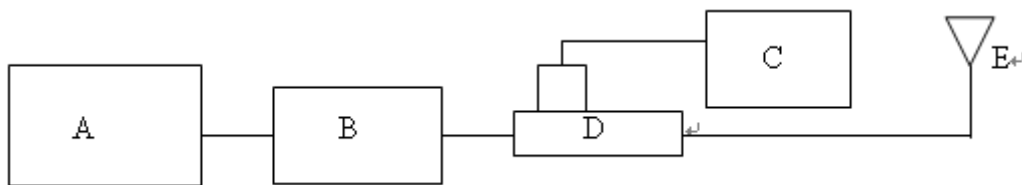



Fig. b The block diagram of system verification

- A. Signal generator
- B. Amplifier
- C. Power meter
- D. Dual directional coupling
- E. Reference dipole antenna



Photograph of the dipole Antenna

Unless otherwise stated the results shown in this test report refer only to the sample(s) tested and such sample(s) are retained for 90 days only.

除非另有說明，此報告結果僅對測試之樣品負責，同時此樣品僅保留90天。本報告未經本公司書面許可，不可部份複製。

This document is issued by the Company subject to its General Conditions of Service printed overleaf, available on request or accessible at [www.sgs.com/terms\\_and\\_conditions.htm](http://www.sgs.com/terms_and_conditions.htm) and, for electronic format documents, subject to Terms and Conditions for Electronic Documents at [www.sgs.com/terms\\_e-document.htm](http://www.sgs.com/terms_e-document.htm). Attention is drawn to the limitation of liability, indemnification and jurisdiction issues defined therein. Any holder of this document is advised that information contained hereon reflects the Company's findings at the time of its intervention only and within the limits of Client's instructions, if any. The Company's sole responsibility is to its Client and this document does not exonerate parties to a transaction from exercising all their rights and obligations under the transaction documents. This document cannot be reproduced except in full, without prior written approval of the Company. Any unauthorized alteration, forgery or falsification of the content or appearance of this document is unlawful and offenders may be prosecuted to the fullest extent of the law.



Validation Kit	S/N	Frequency (MHz)		Target SAR (1g) (mW/g)	Measured SAR (1g) (mW/g)	Deviation (%)	Measured Date
D2450V2	727	2450	Body	13.2	13	1.52%	Apr. 28, 2014
D5GHzV2	1023	5200	Body	7.39	7.43	-0.54%	Apr. 29, 2014
			Body	7.39	7.32	0.95%	May 03, 2014
		5300	Body	7.62	8.14	-6.82%	Apr. 30, 2014
			Body	7.62	8.12	-6.56%	May 04, 2014
		5600	Body	8.04	8.65	-7.59%	May 01, 2014
			Body	8.04	8.61	-7.09%	May 05, 2014
		5800	Body	7.44	7.52	-1.08%	May 02, 2014
			Body	7.44	7.45	-0.13%	May 06, 2014

Table 1. Results of system validation

Unless otherwise stated the results shown in this test report refer only to the sample(s) tested and such sample(s) are retained for 90 days only.

除非另有說明，此報告結果僅對測試之樣品負責，同時此樣品僅保留90天。本報告未經本公司書面許可，不可部份複製。

This document is issued by the Company subject to its General Conditions of Service printed overleaf, available on request or accessible at [www.sgs.com/terms\\_and\\_conditions.htm](http://www.sgs.com/terms_and_conditions.htm) and, for electronic format documents, subject to Terms and Conditions for Electronic Documents at [www.sgs.com/terms\\_e-document.htm](http://www.sgs.com/terms_e-document.htm). Attention is drawn to the limitation of liability, indemnification and jurisdiction issues defined therein. Any holder of this document is advised that information contained hereon reflects the Company's findings at the time of its intervention only and within the limits of Client's instructions, if any. The Company's sole responsibility is to its Client and this document does not exonerate parties to a transaction from exercising all their rights and obligations under the transaction documents. This document cannot be reproduced except in full, without prior written approval of the Company. Any unauthorized alteration, forgery or falsification of the content or appearance of this document is unlawful and offenders may be prosecuted to the fullest extent of the law.

### 1.9 Tissue Simulant Fluid for the Frequency Band

The dielectric properties for this body-simulant fluid were measured by using the Agilent Model 85070E Dielectric Probe (rates frequency band 200 MHz to 20 GHz) in conjunction with Network Analyzer (30 KHz-6000 MHz).

All dielectric parameters of tissue simulates were measured within 24 hours of SAR measurements. The depth of the tissue simulant in the flat section of the phantom was  $\geq 15 \text{ cm} \pm 5 \text{ mm}$  (Frequency  $\leq 3\text{G}$ ) or  $\geq 10 \text{ cm} \pm 5 \text{ mm}$  (Frequency  $> 3\text{G}$ ) during all tests. (Fig. 2)

Tissue Type	Measurement Date	Measured Frequency (MHz)	Target Dielectric Constant, $\epsilon_r$	Target Conductivity, $\sigma$ (S/m)	Measured Dielectric Constant, $\epsilon_r$	Measured Conductivity, $\sigma$ (S/m)	% dev $\epsilon_r$	% dev $\sigma$	
Body	Apr. 28, 2014	2412	52.751	1.914	51.322	1.899	2.71%	0.78%	
		2437	52.717	1.938	51.133	1.900	3.01%	1.94%	
		2450	52.700	1.950	52.362	1.938	0.64%	0.62%	
		2462	52.685	1.967	51.077	1.943	3.05%	1.22%	
	Apr. 29, 2014	5180	49.041	5.276	50.067	5.244	-2.09%	0.61%	
		5200	49.014	5.299	49.876	5.251	-1.76%	0.91%	
		5210	49.001	5.311	49.811	5.268	-1.65%	0.81%	
		5220	48.987	5.323	49.754	5.297	-1.57%	0.49%	
		5230	48.974	5.334	49.755	5.334	-1.59%	0.00%	
	May 03, 2014	5240	48.960	5.346	49.755	5.373	-1.62%	-0.51%	
		5200	49.014	5.299	49.926	5.281	-1.86%	0.34%	
		5210	49.001	5.311	49.415	5.318	-0.84%	-0.13%	
		5220	48.987	5.323	49.784	5.136	-1.63%	3.51%	
		5230	48.974	5.334	49.617	5.156	-1.31%	3.34%	
	Apr. 30, 2014	5240	48.960	5.346	48.715	5.443	0.50%	-1.81%	
		5260	48.933	5.369	49.825	5.429	-1.82%	-1.12%	
		5270	48.919	5.381	49.848	5.450	-1.90%	-1.28%	
		5280	48.906	5.393	49.872	5.436	-1.98%	-0.80%	
		5290	48.892	5.404	49.796	5.429	-1.85%	-0.46%	
	May 04, 2014	5300	48.879	5.416	49.743	5.423	-1.77%	-0.13%	
		5260	48.933	5.369	49.625	5.229	-1.41%	2.61%	
		5270	48.919	5.381	49.748	5.350	-1.69%	0.58%	
		5290	48.892	5.404	49.696	5.329	-1.64%	1.39%	
			5300	48.879	5.416	49.643	5.323	-1.56%	1.72%

Unless otherwise stated the results shown in this test report refer only to the sample(s) tested and such sample(s) are retained for 90 days only.

除非另有說明，此報告結果僅對測試之樣品負責，同時此樣品僅保留90天。本報告未經本公司書面許可，不可部份複製。

This document is issued by the Company subject to its General Conditions of Service printed overleaf, available on request or accessible at [www.sgs.com/terms\\_and\\_conditions.htm](http://www.sgs.com/terms_and_conditions.htm) and, for electronic format documents, subject to Terms and Conditions for Electronic Documents at [www.sgs.com/terms\\_e-document.htm](http://www.sgs.com/terms_e-document.htm). Attention is drawn to the limitation of liability, indemnification and jurisdiction issues defined therein. Any holder of this document is advised that information contained hereon reflects the Company's findings at the time of its intervention only and within the limits of Client's instructions, if any. The Company's sole responsibility is to its Client and this document does not exonerate parties to a transaction from exercising all their rights and obligations under the transaction documents. This document cannot be reproduced except in full, without prior written approval of the Company. Any unauthorized alteration, forgery or falsification of the content or appearance of this document is unlawful and offenders may be prosecuted to the fullest extent of the law.

Tissue Type	Measurement Date	Measured Frequency (MHz)	Target Dielectric Constant, $\epsilon_r$	Target Conductivity, $\sigma$ (S/m)	Measured Dielectric Constant, $\epsilon_r$	Measured Conductivity, $\sigma$ (S/m)	% dev $\epsilon_r$	% dev $\sigma$
Body	May 01,2014	5520	48.580	5.673	50.202	5.584	-3.34%	1.57%
		5530	48.566	5.685	50.139	5.585	-3.24%	1.76%
		5550	48.539	5.708	49.932	5.629	-2.87%	1.38%
		5560	48.526	5.720	49.826	5.675	-2.68%	0.79%
		5580	48.499	5.743	49.753	5.762	-2.59%	-0.33%
		5600	48.471	5.766	49.822	5.801	-2.79%	-0.61%
		5660	48.390	5.837	49.731	5.790	-2.77%	0.81%
		5680	48.363	5.860	49.523	5.875	-2.40%	-0.26%
		5690	48.349	5.872	49.477	5.922	-2.33%	-0.85%
	May 05,2014	5530	48.566	5.685	50.039	5.485	-3.03%	3.52%
		5540	48.553	5.696	50.135	5.502	-3.26%	3.41%
		5550	48.539	5.708	49.832	5.529	-2.66%	3.14%
		5580	48.499	5.743	49.653	5.662	-2.38%	1.41%
		5600	48.471	5.766	49.721	5.751	-2.58%	0.26%
		5680	48.363	5.860	49.423	5.775	-2.19%	1.45%
	May 02,2014	5745	48.275	5.936	48.454	6.013	-0.37%	-1.30%
		5755	48.261	5.947	48.436	6.025	-0.36%	-1.31%
		5765	48.248	5.959	48.424	6.034	-0.36%	-1.26%
		5775	48.234	5.971	48.397	6.050	-0.34%	-1.32%
		5785	48.220	5.982	48.371	6.069	-0.31%	-1.45%
		5795	48.207	5.994	48.346	6.085	-0.29%	-1.52%
		5800	48.200	6.000	48.355	6.087	-0.32%	-1.45%
		5805	48.193	6.006	48.316	6.095	-0.26%	-1.48%
	May 06,2014	5825	48.166	6.029	48.256	6.099	-0.19%	-1.16%
		5765	48.248	5.959	48.324	6.134	-0.16%	-2.94%
		5775	48.234	5.971	48.297	6.15	-0.13%	-3.00%
		5785	48.220	5.982	48.271	6.169	-0.11%	-3.13%
		5795	48.207	5.994	48.246	6.185	-0.08%	-3.19%
		5800	48.200	6.000	48.314	6.054	-0.24%	-0.90%
	5805	48.193	6.006	48.216	6.195	-0.05%	-3.15%	

Table 2. Dielectric Parameters of Tissue Simulant Fluid

Unless otherwise stated the results shown in this test report refer only to the sample(s) tested and such sample(s) are retained for 90 days only.

除非另有說明，此報告結果僅對測試之樣品負責，同時此樣品僅保留90天。本報告未經本公司書面許可，不可部份複製。

This document is issued by the Company subject to its General Conditions of Service printed overleaf, available on request or accessible at [www.sgs.com/terms\\_and\\_conditions.htm](http://www.sgs.com/terms_and_conditions.htm) and, for electronic format documents, subject to Terms and Conditions for Electronic Documents at [www.sgs.com/terms\\_e-document.htm](http://www.sgs.com/terms_e-document.htm). Attention is drawn to the limitation of liability, indemnification and jurisdiction issues defined therein. Any holder of this document is advised that information contained hereon reflects the Company's findings at the time of its intervention only and within the limits of Client's instructions, if any. The Company's sole responsibility is to its Client and this document does not exonerate parties to a transaction from exercising all their rights and obligations under the transaction documents. This document cannot be reproduced except in full, without prior written approval of the Company. Any unauthorized alteration, forgery or falsification of the content or appearance of this document is unlawful and offenders may be prosecuted to the fullest extent of the law.

## The composition of the body tissue simulating liquid:

Frequency (MHz)	Mode	Ingredient						Total amount
		DGMBE	Water	Salt	Preventol D-7	Cellulose	Sugar	
2450M	Body	301.7ml	698.3ml	—	—	—	—	1.0L(Kg)

## Body Simulating Liquids for 5 GHz, Manufactured by SPEAG:

Ingredients	Water	Esters, Emulsifiers, Inhibitors	Sodium and Salt
(% by weight)	60-80	20-40	0-1.5

Table 3. Recipes for Tissue Simulating Liquid

Unless otherwise stated the results shown in this test report refer only to the sample(s) tested and such sample(s) are retained for 90 days only.

除非另有說明，此報告結果僅對測試之樣品負責，同時此樣品僅保留90天。本報告未經本公司書面許可，不可部份複製。

This document is issued by the Company subject to its General Conditions of Service printed overleaf, available on request or accessible at [www.sgs.com/terms\\_and\\_conditions.htm](http://www.sgs.com/terms_and_conditions.htm) and, for electronic format documents, subject to Terms and Conditions for Electronic Documents at [www.sgs.com/terms\\_e-document.htm](http://www.sgs.com/terms_e-document.htm). Attention is drawn to the limitation of liability, indemnification and jurisdiction issues defined therein. Any holder of this document is advised that information contained hereon reflects the Company's findings at the time of its intervention only and within the limits of Client's instructions, if any. The Company's sole responsibility is to its Client and this document does not exonerate parties to a transaction from exercising all their rights and obligations under the transaction documents. This document cannot be reproduced except in full, without prior written approval of the Company. Any unauthorized alteration, forgery or falsification of the content or appearance of this document is unlawful and offenders may be prosecuted to the fullest extent of the law.

## 1.10 Evaluation Procedures

The entire evaluation of the spatial peak values is performed within the Post-processing engine (SEMCAD). The system always gives the maximum values for the 1 g and 10 g cubes. The algorithm to find the cube with highest averaged SAR is divided into the following stages:

1. The extraction of the measured data (grid and values) from the Zoom Scan.
2. The calculation of the SAR value at every measurement point based on all stored data (A/D values and measurement parameters)
3. The generation of a high-resolution mesh within the measured volume
4. The interpolation of all measured values from the measurement grid to the high-resolution grid
5. The extrapolation of the entire 3-D field distribution to the phantom surface over the distance from sensor to surface
6. The calculation of the averaged SAR within masses of 1g and 10g.

The probe is calibrated at the center of the dipole sensors that is located 1 to 2.7mm away from the probe tip. During measurements, the probe stops shortly above the phantom surface, depending on the probe and the surface detecting system. Both distances are included as parameters in the probe configuration file. The software always knows exactly how far away the measured point is from the surface. As the probe cannot directly measure at the surface, the values between the deepest measured point and the surface must be extrapolated. The angle between the probe axis and the surface normal line is less than 30 degree.

In the Area Scan, the gradient of the interpolation function is evaluated to find all the extreme of the SAR distribution. The uncertainty on the locations of the extreme is less than 1/20 of the grid size. Only local maximum within  $-2$  dB of the global maximum are searched and passed for the Cube Scan measurement. In the Cube Scan, the interpolation function is used to extrapolate the Peak SAR from the lowest measurement points to the inner phantom surface (the extrapolation distance). The uncertainty increases with the extrapolation distance. To keep the uncertainty within 1% for the 1 g and 10 g cubes, the extrapolation distance should not be larger than 5mm.

The maximum search is automatically performed after each area scan measurement. It is based on splines in two or three dimensions. The procedure can find the maximum for most SAR distributions even with relatively large grid spacing. After the area scanning measurement, the probe is automatically moved to a position at the interpolated maximum. The following scan can directly use this position for reference, e.g., for a finer resolution grid or the cube evaluations. The 1g and 10g peak evaluations are only available for the predefined cube 7x7x7 scans. The routines are verified and optimized for the grid dimensions used in these cube measurements.

Unless otherwise stated the results shown in this test report refer only to the sample(s) tested and such sample(s) are retained for 90 days only.

除非另有說明，此報告結果僅對測試之樣品負責，同時此樣品僅保留90天。本報告未經本公司書面許可，不可部份複製。

This document is issued by the Company subject to its General Conditions of Service printed overleaf, available on request or accessible at [www.sgs.com/terms\\_and\\_conditions.htm](http://www.sgs.com/terms_and_conditions.htm) and, for electronic format documents, subject to Terms and Conditions for Electronic Documents at [www.sgs.com/terms\\_e-document.htm](http://www.sgs.com/terms_e-document.htm). Attention is drawn to the limitation of liability, indemnification and jurisdiction issues defined therein. Any holder of this document is advised that information contained hereon reflects the Company's findings at the time of its intervention only and within the limits of Client's instructions, if any. The Company's sole responsibility is to its Client and this document does not exonerate parties to a transaction from exercising all their rights and obligations under the transaction documents. This document cannot be reproduced except in full, without prior written approval of the Company. Any unauthorized alteration, forgery or falsification of the content or appearance of this document is unlawful and offenders may be prosecuted to the fullest extent of the law.

The measured volume of 30x30x30mm contains about 30g of tissue.

The first procedure is an extrapolation (incl. Boundary correction) to get the points between the lowest measured plane and the surface. The next step uses 3D interpolation to get all points within the measured volume. In the last step, a 1g cube is placed numerically into the volume and its averaged SAR is calculated. This cube is moved around until the highest averaged SAR is found. If the highest SAR is found at the edge of the measured volume, the system will issue a warning: higher SAR values might be found outside of the measured volume. In that case the cube measurement can be repeated, using the new interpolated maximum as the center.

### 1.11 Probe Calibration Procedures

For the calibration of E-field probes in lossy liquids, an electric field with an accurately known field strength must be produced within the measured liquid. For standardization purposes it would be desirable if all measurements which are necessary to assess the correct field strength would be traceable to standardized measurement procedures. In the following two different calibration techniques are summarized:

#### 1.11.1 Transfer Calibration with Temperature Probes

In lossy liquids the specific absorption rate (SAR) is related both to the electric field ( $E$ ) and the temperature gradient ( $\delta T / \delta t$ ) in the liquid.

$$SAR = \frac{\sigma}{\rho} |E|^2 = c \frac{\delta T}{\delta t}$$

whereby  $\sigma$  is the conductivity,  $\rho$  the density and  $c$  the heat capacity of the liquid.

Hence, the electric field in lossy liquid can be measured indirectly by measuring the temperature gradient in the liquid. Non-disturbing temperature probes (optical probes or thermistor probes with resistive lines) with high spatial resolution (<1-2 mm) and fast reaction time (<1 s) are available and can be easily calibrated with high precision [1]. The setup and the exciting source have no influence on the calibration; only the relative positioning uncertainties of the standard temperature probe and the E-field probe to be calibrated must be considered. However, several problems limit the available accuracy of probe calibrations with temperature probes:

- The temperature gradient is not directly measurable but must be evaluated from temperature measurements at different time steps. Special precaution is necessary to avoid measurement errors caused by temperature gradients due to energy equalizing effects or convection currents in the liquid. Such effects cannot be completely avoided, as the measured field itself destroys the thermal equilibrium in the liquid. With a careful setup these errors can be kept small.

Unless otherwise stated the results shown in this test report refer only to the sample(s) tested and such sample(s) are retained for 90 days only.

除非另有說明，此報告結果僅對測試之樣品負責，同時此樣品僅保留90天。本報告未經本公司書面許可，不可部份複製。

This document is issued by the Company subject to its General Conditions of Service printed overleaf, available on request or accessible at [www.sgs.com/terms\\_and\\_conditions.htm](http://www.sgs.com/terms_and_conditions.htm) and, for electronic format documents, subject to Terms and Conditions for Electronic Documents at [www.sgs.com/terms\\_e-document.htm](http://www.sgs.com/terms_e-document.htm). Attention is drawn to the limitation of liability, indemnification and jurisdiction issues defined therein. Any holder of this document is advised that information contained hereon reflects the Company's findings at the time of its intervention only and within the limits of Client's instructions, if any. The Company's sole responsibility is to its Client and this document does not exonerate parties to a transaction from exercising all their rights and obligations under the transaction documents. This document cannot be reproduced except in full, without prior written approval of the Company. Any unauthorized alteration, forgery or falsification of the content or appearance of this document is unlawful and offenders may be prosecuted to the fullest extent of the law.

- The measured volume around the temperature probe is not well defined. It is difficult to calculate the energy transfer from a surrounding gradient temperature field into the probe. These effects must be considered, since temperature probes are calibrated in liquid with homogeneous temperatures. There is no traceable standard for temperature rise measurements.
- The calibration depends on the assessment of the specific density, the heat capacity and the conductivity of the medium. While the specific density and heat capacity can be measured accurately with standardized procedures ( $\sim 2\%$  for  $c$ ; much better for  $\rho$ ), there is no standard for the measurement of the conductivity. Depending on the method and liquid, the error can well exceed  $\pm 5\%$ .
- Temperature rise measurements are not very sensitive and therefore are often performed at a higher power level than the E-field measurements. The nonlinearities in the system (e.g., power measurements, different components, etc.) must be considered.

Considering these problems, the possible accuracy of the calibration of E-field probes with temperature gradient measurements in a carefully designed setup is about  $\pm 10\%$  (RSS) [2]. Recently, a setup which is a combination of the waveguide techniques and the thermal measurements was presented in [3]. The estimated uncertainty of the setup is  $\pm 5\%$  (RSS) when the same liquid is used for the calibration and for actual measurements and  $\pm 7-9\%$  (RSS) when not, which is in good agreement with the estimates given in [2].

### 1.11.2 Calibration with Analytical Fields

In this method a technical setup is used in which the field can be calculated analytically from measurements of other physical magnitudes (e.g., input power). This corresponds to the standard field method for probe calibration in air; however, there is no standard defined for fields in lossy liquids.

When using calculated fields in lossy liquids for probe calibration, several points must be considered in the assessment of the uncertainty:

- The setup must enable accurate determination of the incident power.
- The accuracy of the calculated field strength will depend on the assessment of the dielectric parameters of the liquid.
- Due to the small wavelength in liquids with high permittivity, even small setups might be above the resonant cutoff frequencies. The field distribution in the setup must be carefully checked for conformity with the theoretical field distribution.

Unless otherwise stated the results shown in this test report refer only to the sample(s) tested and such sample(s) are retained for 90 days only.

除非另有說明，此報告結果僅對測試之樣品負責，同時此樣品僅保留90天。本報告未經本公司書面許可，不可部份複製。

This document is issued by the Company subject to its General Conditions of Service printed overleaf, available on request or accessible at [www.sgs.com/terms\\_and\\_conditions.htm](http://www.sgs.com/terms_and_conditions.htm) and, for electronic format documents, subject to Terms and Conditions for Electronic Documents at [www.sgs.com/terms\\_e-document.htm](http://www.sgs.com/terms_e-document.htm). Attention is drawn to the limitation of liability, indemnification and jurisdiction issues defined therein. Any holder of this document is advised that information contained hereon reflects the Company's findings at the time of its intervention only and within the limits of Client's instructions, if any. The Company's sole responsibility is to its Client and this document does not exonerate parties to a transaction from exercising all their rights and obligations under the transaction documents. This document cannot be reproduced except in full, without prior written approval of the Company. Any unauthorized alteration, forgery or falsification of the content or appearance of this document is unlawful and offenders may be prosecuted to the fullest extent of the law.

## References

- [1] N. Kuster, Q. Balzano, and J.C. Lin, Eds., *Mobile Communications Safety*, Chapman & Hall, London, 1997.
- [2] K. Meier, M. Burkhardt, T. Schmid, and N. Kuster, "Broadband calibration of E-field probes in lossy media", *IEEE Transactions on Microwave Theory and Techniques*, vol. 44, no. 10, pp. 1954-1962, Oct. 1996.
- [3] K. Jokela, P. Hyysalo, and L. Puranen, "Calibration of specific absorption rate (SAR) probes in waveguide at 900 MHz", *IEEE Transactions on Instrumentation and Measurements*, vol. 47, no. 2, pp. 432-438, Apr. 1998.

Unless otherwise stated the results shown in this test report refer only to the sample(s) tested and such sample(s) are retained for 90 days only.

除非另有說明，此報告結果僅對測試之樣品負責，同時此樣品僅保留90天。本報告未經本公司書面許可，不可部份複製。

This document is issued by the Company subject to its General Conditions of Service printed overleaf, available on request or accessible at [www.sgs.com/terms\\_and\\_conditions.htm](http://www.sgs.com/terms_and_conditions.htm) and, for electronic format documents, subject to Terms and Conditions for Electronic Documents at [www.sgs.com/terms\\_e-document.htm](http://www.sgs.com/terms_e-document.htm). Attention is drawn to the limitation of liability, indemnification and jurisdiction issues defined therein. Any holder of this document is advised that information contained hereon reflects the Company's findings at the time of its intervention only and within the limits of Client's instructions, if any. The Company's sole responsibility is to its Client and this document does not exonerate parties to a transaction from exercising all their rights and obligations under the transaction documents. This document cannot be reproduced except in full, without prior written approval of the Company. Any unauthorized alteration, forgery or falsification of the content or appearance of this document is unlawful and offenders may be prosecuted to the fullest extent of the law.



### 1.12 Test Standards and Limits

According to FCC 47CFR §2.1093(d) The limits to be used for evaluation are based generally on criteria published by the American National Standards Institute (ANSI) for localized specific absorption rate ("SAR") in Section 4.2 of "IEEE Standard for Safety Levels with Respect to Human Exposure to Radio Frequency Electromagnetic Fields, 3 kHz to 300 GHz," ANSI/IEEE C95.1-1992, Copyright 1992 by the Institute of Electrical and Electronics Engineers, Inc., New York, New York 10017. These criteria for SAR evaluation are similar to those recommended by the National Council on Radiation Protection and Measurements (NCRP) in "Biological Effects and Exposure Criteria for Radio frequency Electromagnetic Fields," NCRP Report No. 86, Section 17.4.5. Copyright NCRP, 1986, Bethesda, Maryland 20814. SAR is a measure of the rate of energy absorption due to exposure to an RF transmitting source. SAR values have been related to threshold levels for potential biological hazards. The criteria to be used are specified in paragraphs (d)(1) and (d)(2) of this section and shall apply for portable devices transmitting in the frequency range from 100 kHz to 6 GHz. Portable devices that transmit at frequencies above 6 GHz are to be evaluated in terms of the MPE limits specified in § 1.1310 of this chapter. Measurements and calculations to demonstrate compliance with MPE field strength or power density limits for devices operating above 6 GHz should be made at a minimum distance of 5 cm from the radiating source.

- (1) Limits for Occupational/Controlled exposure: 0.4 W/kg as averaged over the whole-body and spatial peak SAR not exceeding 8 W/kg as averaged over any 1 gram of tissue (defined as a tissue volume in the shape of a cube). Exceptions are the hands, wrists, feet and ankles where the spatial peak SAR shall not exceed 20 W/kg, as averaged over an 10 grams of tissue (defined as a tissue volume in the shape of a cube).
- (2) Occupational/Controlled limits apply when persons are exposed as a consequence of their employment provided these persons are fully aware of and exercise control over their exposure. Awareness of exposure can be accomplished by use of warning labels or by specific training or education through appropriate means, such as an RF safety program in a work environment.
- (3) Limits for General Population/Uncontrolled exposure: 0.08 W/kg as averaged over the whole-body and spatial peak SAR not exceeding 1.6 W/kg as averaged over any 1 gram of tissue (defined as a tissue volume in the shape of a cube). Exceptions are the hands, wrists, feet and ankles where the spatial peak SAR shall not exceed 4 W/kg, as averaged over any 10 grams of tissue (defined as a tissue volume in the shape of a cube). General Population/Uncontrolled limits apply when the general public may be exposed, or when persons that are exposed as a consequence of their employment may not be fully aware of the potential for exposure or do not exercise control over their exposure. Warning labels placed on consumer devices such as cellular telephones will not be sufficient reason to allow these devices to be evaluated subject to limits for occupational/controlled exposure in paragraph (d)(1)

Unless otherwise stated the results shown in this test report refer only to the sample(s) tested and such sample(s) are retained for 90 days only.

除非另有說明，此報告結果僅對測試之樣品負責，同時此樣品僅保留90天。本報告未經本公司書面許可，不可部份複製。

This document is issued by the Company subject to its General Conditions of Service printed overleaf, available on request or accessible at [www.sgs.com/terms\\_and\\_conditions.htm](http://www.sgs.com/terms_and_conditions.htm) and, for electronic format documents, subject to Terms and Conditions for Electronic Documents at [www.sgs.com/terms\\_e-document.htm](http://www.sgs.com/terms_e-document.htm). Attention is drawn to the limitation of liability, indemnification and jurisdiction issues defined therein. Any holder of this document is advised that information contained hereon reflects the Company's findings at the time of its intervention only and within the limits of Client's instructions, if any. The Company's sole responsibility is to its Client and this document does not exonerate parties to a transaction from exercising all their rights and obligations under the transaction documents. This document cannot be reproduced except in full, without prior written approval of the Company. Any unauthorized alteration, forgery or falsification of the content or appearance of this document is unlawful and offenders may be prosecuted to the fullest extent of the law.

of this section. (Table 4.)

Human Exposure	Uncontrolled Environment General Population	Controlled Environment Occupational
Spatial Peak SAR (Brain)	1.60 m W/g	8.00 m W/g
Spatial Average SAR (Whole Body)	0.08 m W/g	0.40 m W/g
Spatial Peak SAR (Hands/Feet/Ankle/Wrist)	4.00 m W/g	20.00 m W/g

Table 4. RF exposure limits

Notes:

1. Uncontrolled environments are defined as locations where there is potential exposure of individuals who have no knowledge or control of their potential exposure.
2. Controlled environments are defined as locations where there is potential exposure of individuals who have knowledge of their potential exposure and can exercise control over their exposure.

Unless otherwise stated the results shown in this test report refer only to the sample(s) tested and such sample(s) are retained for 90 days only.

除非另有說明，此報告結果僅對測試之樣品負責，同時此樣品僅保留90天。本報告未經本公司書面許可，不可部份複製。

This document is issued by the Company subject to its General Conditions of Service printed overleaf, available on request or accessible at [www.sgs.com/terms\\_and\\_conditions.htm](http://www.sgs.com/terms_and_conditions.htm) and, for electronic format documents, subject to Terms and Conditions for Electronic Documents at [www.sgs.com/terms\\_e-document.htm](http://www.sgs.com/terms_e-document.htm). Attention is drawn to the limitation of liability, indemnification and jurisdiction issues defined therein. Any holder of this document is advised that information contained hereon reflects the Company's findings at the time of its intervention only and within the limits of Client's instructions, if any. The Company's sole responsibility is to its Client and this document does not exonerate parties to a transaction from exercising all their rights and obligations under the transaction documents. This document cannot be reproduced except in full, without prior written approval of the Company. Any unauthorized alteration, forgery or falsification of the content or appearance of this document is unlawful and offenders may be prosecuted to the fullest extent of the law.

## 2. Summary of Results

Band	Position	Antenna	Distance (mm)	CH	Freq. (MHz)	Max. Rated Avg. Power + Max. Tolerance (dBm)	Measured Avg. Power (dBm)	Scaling	Averaged SAR over 1g		Plot page
									Measured	Reported	
WLAN802.11b	Lap-held	Main	-	1	2412	16.90	16.88	0.46%	0.021	0.021	-
	Right side	Main	25 mm	1	2412	16.90	16.88	0.46%	0.025	0.025	-
	Right side	Main	25 mm	6	2437	16.80	16.77	0.69%	0.039	0.039	57
	Right side	Main	25 mm	11	2462	16.90	16.86	0.93%	0.036	0.036	-
	Screen back	Main	25 mm	1	2412	16.90	16.88	0.46%	0.022	0.022	-
WLAN802.11a 5.2G	Lap-held	Main	-	48	5240	16	15.93	1.62%	0.031	0.032	-
	Right side	Main	25 mm	40	5200	15	14.93	1.62%	0.09	0.091	-
	Right side	Main	25 mm	48	5240	16	15.93	1.62%	0.166	0.169	58
	Screen back	Main	25 mm	48	5240	16	15.93	1.62%	0.106	0.108	-
WLAN802.11ac (20M) 5.2G	Right side	Main	25 mm	44	5220	13.2	13.19	0.23%	0.098	0.098	59
WLAN802.11ac (40M) 5.2G	Right side	Main	25 mm	46	5230	13.1	13.09	0.23%	0.086	0.086	60
WLAN802.11ac (80M) 5.2G	Right side	Main	25 mm	42	5210	7.8	7.66	3.28%	0.00775	0.008	61
WLAN802.11a 5.3G	Lap-held	Main	-	56	5280	15	14.98	0.46%	0.028	0.028	-
	Right side	Main	25 mm	56	5280	15	14.98	0.46%	0.173	0.174	-
	Right side	Main	25 mm	60	5300	15	14.74	6.17%	0.182	0.193	62
	Screen back	Main	25 mm	56	5280	15	14.98	0.46%	0.12	0.121	-
WLAN802.11ac (20M) 5.3G	Right side	Main	25 mm	52	5260	15	14.98	0.46%	0.165	0.166	63
WLAN802.11ac (40M) 5.3G	Right side	Main	25 mm	54	5270	14.3	14.27	0.69%	0.119	0.120	64
WLAN802.11ac (80M) 5.3G	Right side	Main	25 mm	58	5290	8.1	7.96	3.28%	0.022	0.023	65

Unless otherwise stated the results shown in this test report refer only to the sample(s) tested and such sample(s) are retained for 90 days only.

除非另有說明，此報告結果僅對測試之樣品負責，同時此樣品僅保留90天。本報告未經本公司書面許可，不可部份複製。

This document is issued by the Company subject to its General Conditions of Service printed overleaf, available on request or accessible at [www.sgs.com/terms\\_and\\_conditions.htm](http://www.sgs.com/terms_and_conditions.htm) and, for electronic format documents, subject to Terms and Conditions for Electronic Documents at [www.sgs.com/terms\\_e-document.htm](http://www.sgs.com/terms_e-document.htm). Attention is drawn to the limitation of liability, indemnification and jurisdiction issues defined therein. Any holder of this document is advised that information contained hereon reflects the Company's findings at the time of its intervention only and within the limits of Client's instructions, if any. The Company's sole responsibility is to its Client and this document does not exonerate parties to a transaction from exercising all their rights and obligations under the transaction documents. This document cannot be reproduced except in full, without prior written approval of the Company. Any unauthorized alteration, forgery or falsification of the content or appearance of this document is unlawful and offenders may be prosecuted to the fullest extent of the law.

Band	Position	Antenna	Distance (mm)	CH	Freq. (MHz)	Max. Rated Avg. Power + Max. Tolerance (dBm)	Measured Avg. Power (dBm)	Scaling	Averaged SAR over 1g		Plot page
									Measured	Reported	
WLAN802.11a 5.6G	Lap-held	Main	-	116	5580	16	15.99	0.23%	0.078	0.078	-
	Right side	Main	25 mm	104	5520	16	15.98	0.46%	0.24	0.241	66
	Right side	Main	25 mm	116	5580	16	15.99	0.23%	0.239	0.240	-
	Right side	Main	25 mm	136	5680	16	15.66	8.14%	0.177	0.191	-
	Screen back	Main	25 mm	100	5500	16	15.99	0.23%	0.167	0.167	-
WLAN802.11ac (20M) 5.6G	Right side	Main	25 mm	112	5560	15.2	15.19	0.23%	0.235	0.236	67
WLAN802.11ac (40M) 5.6G	Right side	Main	25 mm	110	5550	13.9	13.88	0.46%	0.19	0.191	68
WLAN802.11ac (80M) 5.6G	Right side	Main	25 mm	138	5690	8.3	8.26	0.93%	0.013	0.013	69
WLAN802.11n (20M) 5.8G	Lap-held	Main	-	161	5805	16.9	15.56	36.14%	0.099	0.135	-
	Right side	Main	25 mm	153	5765	16.9	16.47	10.41%	0.203	0.224	-
	Right side	Main	25 mm	157	5785	16.9	16.54	8.64%	0.2	0.217	-
	Right side	Main	25 mm	161	5805	16.9	15.56	36.14%	0.205	0.279	70
	Screen back	Main	25 mm	161	5805	16.9	15.56	36.14%	0.203	0.276	-
WLAN802.11n (40M) 5.8G	Lap-held	Main	-	159	5795	16.8	15.91	22.74%	0.072	0.088	-
	Right side	Main	25 mm	151	5755	16.8	15.7	28.82%	0.181	0.233	-
	Right side	Main	25 mm	159	5795	16.8	15.91	22.74%	0.23	0.282	71
	Screen back	Main	25 mm	159	5795	16.8	15.91	22.74%	0.158	0.194	-
WLAN802.11ac (20M) 5.8G	Lap-held	Main	-	157	5785	16.9	16.64	6.17%	0.089	0.094	-
	Right side	Main	25 mm	153	5765	16.9	16.43	11.43%	0.158	0.176	-
	Right side	Main	25 mm	157	5785	16.9	16.64	6.17%	0.228	0.242	72
	Right side	Main	25 mm	161	5805	16.9	16.55	8.39%	0.182	0.197	-
	Screen back	Main	25 mm	157	5785	16.9	16.64	6.17%	0.192	0.204	-
WLAN802.11ac (40M) 5.8G	Lap-held	Main	-	159	5795	16.8	16.02	19.67%	0.072	0.086	-
	Right side	Main	25 mm	151	5755	16.8	15.84	24.74%	0.201	0.251	-
	Right side	Main	25 mm	159	5795	16.8	16.02	19.67%	0.21	0.251	73
	Screen back	Main	25 mm	159	5795	16.8	16.02	19.67%	0.165	0.197	-
WLAN802.11ac (80M) 5.8G	Lap-held	Main	-	155	5775	9.3	8.84	11.17%	0.026	0.029	-
	Right side	Main	25 mm	155	5775	9.3	8.84	11.17%	0.069	0.077	74
	Screen back	Main	25 mm	155	5775	9.3	8.84	11.17%	0.058	0.064	-

Unless otherwise stated the results shown in this test report refer only to the sample(s) tested and such sample(s) are retained for 90 days only.

除非另有說明，此報告結果僅對測試之樣品負責，同時此樣品僅保留90天。本報告未經本公司書面許可，不可部份複製。

This document is issued by the Company subject to its General Conditions of Service printed overleaf, available on request or accessible at [www.sgs.com/terms\\_and\\_conditions.htm](http://www.sgs.com/terms_and_conditions.htm) and, for electronic format documents, subject to Terms and Conditions for Electronic Documents at [www.sgs.com/terms\\_e-document.htm](http://www.sgs.com/terms_e-document.htm). Attention is drawn to the limitation of liability, indemnification and jurisdiction issues defined therein. Any holder of this document is advised that information contained hereon reflects the Company's findings at the time of its intervention only and within the limits of Client's instructions, if any. The Company's sole responsibility is to its Client and this document does not exonerate parties to a transaction from exercising all their rights and obligations under the transaction documents. This document cannot be reproduced except in full, without prior written approval of the Company. Any unauthorized alteration, forgery or falsification of the content or appearance of this document is unlawful and offenders may be prosecuted to the fullest extent of the law.

Band	Position	Antenna	Distance (mm)	CH	Freq. (MHz)	Max. Rated Avg. Power + Max. Tolerance (dBm)	Measured Avg. Power (dBm)	Scaling	Averaged SAR over 1g		Plot page
									Measured	Reported	
WLAN802.11b	Lap-held	Aux	-	1	2412	16.90	16.89	0.23%	0.00908	0.009	-
	Left side	Aux	25 mm	1	2412	16.90	16.89	0.23%	0.00999	0.010	-
	Screen back	Aux	25 mm	1	2412	16.90	16.89	0.46%	0.014	0.014	-
	Screen back	Aux	25 mm	6	2437	16.80	16.78	0.46%	0.014	0.014	75
	Screen back	Aux	25 mm	11	2462	16.90	16.87	0.69%	0.013	0.013	-
WLAN802.11a 5.2G	Lap-held	Aux	-	48	5240	16	15.58	10.15%	0.011	0.012	-
	Left side	Aux	25 mm	48	5240	16	15.58	10.15%	0.082	0.090	-
	Screen back	Aux	25 mm	36	5180	15	14.98	0.46%	0.168	0.169	76
	Screen back	Aux	25 mm	48	5240	16	15.58	10.15%	0.137	0.151	-
WLAN802.11ac (20M) 5.2G	Screen back	Aux	25 mm	40	5200	14.3	14.28	0.46%	0.098	0.098	77
WLAN802.11ac (40M) 5.2G	Screen back	Aux	25 mm	46	5230	14.1	13.82	6.66%	0.112	0.119	78
WLAN802.11ac (80M) 5.2G	Screen back	Aux	25 mm	42	5210	9.1	9.07	0.69%	0.032	0.032	79
WLAN802.11a 5.3G	Lap-held	Aux	-	56	5280	15	14.99	0.23%	0.00935	0.009	-
	Left side	Aux	25 mm	56	5280	15	14.99	0.23%	0.083	0.083	-
	Screen back	Aux	25 mm	56	5280	15	14.99	0.23%	0.134	0.134	-
	Screen back	Aux	25 mm	60	5300	15	14.95	1.16%	0.148	0.150	80
WLAN802.11ac (20M) 5.3G	Screen back	Aux	25 mm	52	5260	15	14.98	0.46%	0.101	0.101	81
WLAN802.11ac (40M) 5.3G	Screen back	Aux	25 mm	54	5270	14.6	14.56	0.93%	0.098	0.099	82
WLAN802.11ac (80M) 5.3G	Screen back	Aux	25 mm	58	5290	9.1	8.65	10.92%	0.027	0.030	83

Unless otherwise stated the results shown in this test report refer only to the sample(s) tested and such sample(s) are retained for 90 days only.

除非另有說明，此報告結果僅對測試之樣品負責，同時此樣品僅保留90天。本報告未經本公司書面許可，不可部份複製。

This document is issued by the Company subject to its General Conditions of Service printed overleaf, available on request or accessible at [www.sgs.com/terms\\_and\\_conditions.htm](http://www.sgs.com/terms_and_conditions.htm) and, for electronic format documents, subject to Terms and Conditions for Electronic Documents at [www.sgs.com/terms\\_e-document.htm](http://www.sgs.com/terms_e-document.htm). Attention is drawn to the limitation of liability, indemnification and jurisdiction issues defined therein. Any holder of this document is advised that information contained hereon reflects the Company's findings at the time of its intervention only and within the limits of Client's instructions, if any. The Company's sole responsibility is to its Client and this document does not exonerate parties to a transaction from exercising all their rights and obligations under the transaction documents. This document cannot be reproduced except in full, without prior written approval of the Company. Any unauthorized alteration, forgery or falsification of the content or appearance of this document is unlawful and offenders may be prosecuted to the fullest extent of the law.

Band	Position	Antenna	Distance (mm)	CH	Freq. (MHz)	Max. Rated Avg. Power + Max. Tolerance (dBm)	Measured Avg. Power (dBm)	Scaling	Averaged SAR over 1g		Plot page
									Measured	Reported	
WLAN802.11a 5.6G	Lap-held	Aux	-	104	5520	16	15.98	0.46%	0.012	0.012	-
	Left side	Aux	25 mm	104	5520	16	15.98	0.46%	0.115	0.116	-
	Screen back	Aux	25 mm	104	5520	16	15.98	0.46%	0.172	0.173	-
	Screen back	Aux	25 mm	112	5560	16	15.83	3.99%	0.167	0.174	-
	Screen back	Aux	25 mm	132	5660	16	15.82	4.23%	0.209	0.218	84
WLAN802.11ac (20M) 5.6G	Screen back	Aux	25 mm	104	5520	16	15.77	5.44%	0.152	0.160	85
WLAN802.11ac (40M) 5.6G	Screen back	Aux	25 mm	110	5550	14.8	14.41	9.40%	0.131	0.143	86
WLAN802.11ac (80M) 5.6G	Screen back	Aux	25 mm	106	5530	8.5	8.48	0.46%	0.00671	0.007	87
WLAN802.11a 5.8G	Lap-held	Aux	-	149	5745	15.7	15.68	0.46%	0.023	0.023	-
	Left side	Aux	25 mm	149	5745	15.7	15.68	0.46%	0.1	0.100	-
	Screen back	Aux	25 mm	149	5745	15.7	15.68	0.46%	0.272	0.273	88
	Screen back	Aux	25 mm	157	5785	15	14.99	0.23%	0.206	0.206	-
	Screen back	Aux	25 mm	165	5825	15.3	15.05	5.93%	0.209	0.221	-
WLAN802.11ac (20M) 5.8G	Screen back	Aux	25 mm	157	5785	15	14.93	1.62%	0.18	0.183	89
WLAN802.11ac (40M) 5.8G	Screen back	Aux	25 mm	151	5755	14.2	13.92	6.66%	0.14	0.149	90
WLAN802.11ac (80M) 5.8G	Screen back	Aux	25 mm	155	5775	8.2	8.03	3.99%	0.014	0.015	91

Unless otherwise stated the results shown in this test report refer only to the sample(s) tested and such sample(s) are retained for 90 days only.

除非另有說明，此報告結果僅對測試之樣品負責，同時此樣品僅保留90天。本報告未經本公司書面許可，不可部份複製。

This document is issued by the Company subject to its General Conditions of Service printed overleaf, available on request or accessible at [www.sgs.com/terms\\_and\\_conditions.htm](http://www.sgs.com/terms_and_conditions.htm) and, for electronic format documents, subject to Terms and Conditions for Electronic Documents at [www.sgs.com/terms\\_e-document.htm](http://www.sgs.com/terms_e-document.htm). Attention is drawn to the limitation of liability, indemnification and jurisdiction issues defined therein. Any holder of this document is advised that information contained hereon reflects the Company's findings at the time of its intervention only and within the limits of Client's instructions, if any. The Company's sole responsibility is to its Client and this document does not exonerate parties to a transaction from exercising all their rights and obligations under the transaction documents. This document cannot be reproduced except in full, without prior written approval of the Company. Any unauthorized alteration, forgery or falsification of the content or appearance of this document is unlawful and offenders may be prosecuted to the fullest extent of the law.

Band	Position	Antenna	Distance (mm)	CH	Freq. (MHz)	Max. Rated Avg. Power + Max. Tolerance (dBm)	Measured Avg. Power (dBm)	Scaling	Averaged SAR over 1g		Plot page
									Measured	Reported	
WLAN802.11n (20M)	Lap-held	MIMO	-	6	2437	19.9	18.05	53.11%	0.024	0.037	-
	Right side	MIMO	25 mm	1	2412	18	16.13	53.82%	0.021	0.032	-
	Right side	MIMO	25 mm	6	2437	19.9	18.05	53.11%	0.028	0.043	-
	Right side	MIMO	25 mm	11	2462	17.8	16.96	21.34%	0.03	0.036	92
	Left side	MIMO	25 mm	6	2437	19.9	18.05	53.11%	0.00815	0.012	-
	Screen back	MIMO	25 mm	6	2437	19.9	18.05	53.11%	0.027	0.041	-
WLAN802.11n (20M) 5.2G	Lap-held	MIMO	-	48	5240	16.8	16.79	0.23%	0.03	0.030	-
	Right side	MIMO	25 mm	40	5200	16.8	16.73	1.62%	0.052	0.053	-
	Right side	MIMO	25 mm	48	5240	16.8	16.79	0.23%	0.101	0.101	93
	Left side	MIMO	25 mm	48	5240	16.8	16.79	0.23%	0.051	0.051	-
	Screen back	MIMO	25 mm	48	5240	16.8	16.79	0.23%	0.082	0.082	-
WLAN802.11ac (20M) 5.2G	Right side	MIMO	25 mm	44	5220	16.8	16.81	-0.23%	0.061	0.061	94
WLAN802.11ac (40M) 5.2G	Right side	MIMO	25 mm	46	5230	16.6	16.49	2.57%	0.069	0.071	95
WLAN802.11ac (80M) 5.2G	Right side	MIMO	25 mm	42	5210	11.5	11.43	1.62%	0.00936	0.010	96
WLAN802.11n (20M) 5.3G	Lap-held	MIMO	-	52	5260	18.3	18.23	1.62%	0.019	0.019	-
	Right side	MIMO	25 mm	52	5260	18.3	18.23	1.62%	0.124	0.126	97
	Right side	MIMO	25 mm	60	5300	18.1	18.01	2.09%	0.123	0.126	-
	Left side	MIMO	25 mm	52	5260	18.3	18.23	1.62%	0.049	0.050	-
	Screen back	MIMO	25 mm	52	5260	18.3	18.23	1.62%	0.089	0.090	-
WLAN802.11ac (20M) 5.3G	Right side	MIMO	25 mm	52	5260	18.3	18.25	1.16%	0.12	0.121	98
WLAN802.11ac (40M) 5.3G	Right side	MIMO	25 mm	54	5270	17.4	17.33	1.62%	0.086	0.087	99
WLAN802.11ac (80M) 5.3G	Right side	MIMO	25 mm	58	5290	11.6	11.28	7.65%	0.065	0.070	100

Unless otherwise stated the results shown in this test report refer only to the sample(s) tested and such sample(s) are retained for 90 days only.

除非另有說明，此報告結果僅對測試之樣品負責，同時此樣品僅保留90天。本報告未經本公司書面許可，不可部份複製。

This document is issued by the Company subject to its General Conditions of Service printed overleaf, available on request or accessible at [www.sgs.com/terms\\_and\\_conditions.htm](http://www.sgs.com/terms_and_conditions.htm) and, for electronic format documents, subject to Terms and Conditions for Electronic Documents at [www.sgs.com/terms\\_e-document.htm](http://www.sgs.com/terms_e-document.htm). Attention is drawn to the limitation of liability, indemnification and jurisdiction issues defined therein. Any holder of this document is advised that information contained hereon reflects the Company's findings at the time of its intervention only and within the limits of Client's instructions, if any. The Company's sole responsibility is to its Client and this document does not exonerate parties to a transaction from exercising all their rights and obligations under the transaction documents. This document cannot be reproduced except in full, without prior written approval of the Company. Any unauthorized alteration, forgery or falsification of the content or appearance of this document is unlawful and offenders may be prosecuted to the fullest extent of the law.

Band	Position	Antenna	Distance (mm)	CH	Freq. (MHz)	Max. Rated Avg. Power + Max. Tolerance (dBm)	Measured Avg. Power (dBm)	Scaling	Averaged SAR over 1g		Plot page
									Measured	Reported	
WLAN802.11n (20M) 5.6G	Lap-held	MIMO	-	108	5540	18.6	18.58	0.46%	0.035	0.035	-
	Right side	MIMO	25 mm	108	5540	18.6	18.58	0.46%	0.141	0.142	-
	Right side	MIMO	25 mm	116	5580	18.6	18.33	6.41%	0.147	0.156	101
	Right side	MIMO	25 mm	136	5680	18.6	18.28	7.65%	0.084	0.090	-
	Left side	MIMO	25 mm	108	5540	18.6	18.58	0.46%	0.071	0.071	-
	Screen back	MIMO	25 mm	108	5540	18.6	18.58	0.46%	0.076	0.076	-
WLAN802.11ac (20M) 5.6G	Right side	MIMO	25 mm	108	5540	18.6	18.59	0.23%	0.168	0.168	102
WLAN802.11ac (40M) 5.6G	Right side	MIMO	25 mm	110	5550	17.4	17.39	0.23%	0.113	0.113	103
WLAN802.11ac (80M) 5.6G	Right side	MIMO	25 mm	106	5530	11.4	11.22	4.23%	0.026	0.027	104
WLAN802.11n (20M) 5.8G	Lap-held	MIMO	-	161	5805	19.2	18.25	24.45%	0.068	0.085	-
	Right side	MIMO	25 mm	161	5805	19.2	18.25	24.45%	0.13	0.162	-
	Left side	MIMO	25 mm	161	5805	19.2	18.25	24.45%	0.08	0.100	-
	Screen back	MIMO	25 mm	153	5765	19.2	18.22	25.31%	0.153	0.192	105
	Screen back	MIMO	25 mm	161	5805	19.2	18.25	24.45%	0.139	0.173	-
WLAN802.11ac (20M) 5.8G	Lap-held	MIMO	-	153	5765	19.2	18.79	9.90%	0.061	0.067	-
	Right side	MIMO	25 mm	153	5765	19.2	18.79	9.90%	0.124	0.136	-
	Left side	MIMO	25 mm	153	5765	19.2	18.79	9.90%	0.064	0.070	-
	Screen back	MIMO	25 mm	153	5765	19.2	18.79	9.90%	0.16	0.176	-
	Screen back	MIMO	25 mm	157	5785	19.2	18.71	11.94%	0.174	0.195	-
	Screen back	MIMO	25 mm	161	5805	19.2	18.75	10.92%	0.176	0.195	106
WLAN802.11ac (40M) 5.8G	Screen back	MIMO	25 mm	159	5795	18.7	18.26	10.66%	0.117	0.129	107
WLAN802.11ac (80M) 5.8G	Screen back	MIMO	25 mm	155	5775	11.8	11.78	0.46%	0.044	0.044	108

Unless otherwise stated the results shown in this test report refer only to the sample(s) tested and such sample(s) are retained for 90 days only.

除非另有說明，此報告結果僅對測試之樣品負責，同時此樣品僅保留90天。本報告未經本公司書面許可，不可部份複製。

This document is issued by the Company subject to its General Conditions of Service printed overleaf, available on request or accessible at [www.sgs.com/terms\\_and\\_conditions.htm](http://www.sgs.com/terms_and_conditions.htm) and, for electronic format documents, subject to Terms and Conditions for Electronic Documents at [www.sgs.com/terms\\_e-document.htm](http://www.sgs.com/terms_e-document.htm). Attention is drawn to the limitation of liability, indemnification and jurisdiction issues defined therein. Any holder of this document is advised that information contained hereon reflects the Company's findings at the time of its intervention only and within the limits of Client's instructions, if any. The Company's sole responsibility is to its Client and this document does not exonerate parties to a transaction from exercising all their rights and obligations under the transaction documents. This document cannot be reproduced except in full, without prior written approval of the Company. Any unauthorized alteration, forgery or falsification of the content or appearance of this document is unlawful and offenders may be prosecuted to the fullest extent of the law.



### 3. Instruments List

Manufacturer	Device	Type	Serial number	Date of last calibration	Date of next calibration
Schmid & Partner Engineering AG	Dosimetric E-Field Probe	EX3DV4	3923	Jun.12,2013	Jun.11,2014
Schmid & Partner Engineering AG	2450 / 5G System Validation Dipole	D2450V2	727	May02,2013	May01,2014
		D5GHzV2	1023	Jan.30,2014	Jan.29,2015
Schmid & Partner Engineering AG	Data acquisition Electronics	DAE4	1260	May03,2013	May02,2014
			547	Mar.26,2014	Mar.25,2015
Schmid & Partner Engineering AG	Software	DASY 52 V52.8.7	N/A	Calibration not required	Calibration not required
Schmid & Partner Engineering AG	Phantom	SAM	N/A	Calibration not required	Calibration not required
Agilent	Network Analyzer	E5071C	MY46107530	Feb. 14,2014	Feb.13,2015
Agilent	Dielectric Probe Kit	85070E	MY44300677	Calibration not required	Calibration not required
Agilent	Dual-directional coupler	772D	MY46151242	Jul.04,2013	Jul.03,2014
Agilent	RF Signal Generator	N5181A	MY50144143	Jun.26.2013	Jun.25.2014
Agilent	Power Meter	E4417A	MY51410006	Oct.25,2013	Oct.24,2015
Agilent	Power Sensor	E9301H	MY51470001	Dec.16,2013	Dec.15,2014
TECPEL	Digital thermometer	DTM-303A	TP130077	Mar.17,2014	Mar.16,2015

Unless otherwise stated the results shown in this test report refer only to the sample(s) tested and such sample(s) are retained for 90 days only.

除非另有說明，此報告結果僅對測試之樣品負責，同時此樣品僅保留90天。本報告未經本公司書面許可，不可部份複製。

This document is issued by the Company subject to its General Conditions of Service printed overleaf, available on request or accessible at [www.sgs.com/terms\\_and\\_conditions.htm](http://www.sgs.com/terms_and_conditions.htm) and, for electronic format documents, subject to Terms and Conditions for Electronic Documents at [www.sgs.com/terms\\_e-document.htm](http://www.sgs.com/terms_e-document.htm). Attention is drawn to the limitation of liability, indemnification and jurisdiction issues defined therein. Any holder of this document is advised that information contained hereon reflects the Company's findings at the time of its intervention only and within the limits of Client's instructions, if any. The Company's sole responsibility is to its Client and this document does not exonerate parties to a transaction from exercising all their rights and obligations under the transaction documents. This document cannot be reproduced except in full, without prior written approval of the Company. Any unauthorized alteration, forgery or falsification of the content or appearance of this document is unlawful and offenders may be prosecuted to the fullest extent of the law.

## 4. Measurements

Date: 2014/4/28

### WLAN 802.11 b\_Right Side\_25mm\_CH 6\_Main

Communication System: WLAN 802.11(2.45G); Frequency: 2437 MHz

Medium parameters used:  $f = 2437$  MHz;  $\sigma = 1.9$  S/m;  $\epsilon_r = 51.133$ ;  $\rho = 1000$  kg/m<sup>3</sup>

Phantom section: Flat Section

DASY5 Configuration:

- Probe: EX3DV4 - SN3923; ConvF(7.55, 7.55, 7.55); Calibrated: 2013/6/12;
- Sensor-Surface: 2mm (Mechanical Surface Detection)
- Electronics: DAE4 Sn1260; Calibrated: 2013/5/3
- Phantom: Body;
- DASY52 52.8.7(1137); SEMCAD X 14.6.10(7164)

**Configuration/BODY/Area Scan (61x201x1):** Interpolated grid: dx=12 mm, dy=12 mm

Maximum value of SAR (interpolated) = 0.0511 W/kg

**Configuration/BODY/Zoom Scan (7x7x7)/Cube 0:** Measurement grid:

dx=5mm, dy=5mm, dz=5mm

Reference Value = 3.804 V/m; Power Drift = 0.18 dB

Peak SAR (extrapolated) = 0.0730 W/kg

**SAR(1 g) = 0.039 W/kg; SAR(10 g) = 0.021 W/kg**

Maximum value of SAR (measured) = 0.0566 W/kg



0 dB = 0.0511 W/kg = -12.92 dBW/kg

Unless otherwise stated the results shown in this test report refer only to the sample(s) tested and such sample(s) are retained for 90 days only.

除非另有說明，此報告結果僅對測試之樣品負責，同時此樣品僅保留90天。本報告未經本公司書面許可，不可部份複製。

This document is issued by the Company subject to its General Conditions of Service printed overleaf, available on request or accessible at [www.sgs.com/terms\\_and\\_conditions.htm](http://www.sgs.com/terms_and_conditions.htm) and, for electronic format documents, subject to Terms and Conditions for Electronic Documents at [www.sgs.com/terms\\_e-document.htm](http://www.sgs.com/terms_e-document.htm). Attention is drawn to the limitation of liability, indemnification and jurisdiction issues defined therein. Any holder of this document is advised that information contained hereon reflects the Company's findings at the time of its intervention only and within the limits of Client's instructions, if any. The Company's sole responsibility is to its Client and this document does not exonerate parties to a transaction from exercising all their rights and obligations under the transaction documents. This document cannot be reproduced except in full, without prior written approval of the Company. Any unauthorized alteration, forgery or falsification of the content or appearance of this document is unlawful and offenders may be prosecuted to the fullest extent of the law.

**WLAN 802.11 a\_Right Side\_25mm\_CH 48\_Main**

Communication System: WLAN 802.11(5G); Frequency: 5240 MHz

Medium parameters used:  $f = 5240 \text{ MHz}$ ;  $\sigma = 5.373 \text{ S/m}$ ;  $\epsilon_r = 49.755$ ;  $\rho = 1000 \text{ kg/m}^3$

Phantom section: Flat Section

DASY5 Configuration:

- Probe: EX3DV4 - SN3923; ConvF(4.33, 4.33, 4.33); Calibrated: 2013/6/12;
- Sensor-Surface: 2mm (Mechanical Surface Detection)
- Electronics: DAE4 Sn1260; Calibrated: 2013/5/3
- Phantom: Body;
- DASY52 52.8.7(1137); SEMCAD X 14.6.10(7164)

**Configuration/BODY/Area Scan (81x251x1):** Interpolated grid:  $dx=10 \text{ mm}$ ,  $dy=10 \text{ mm}$

Maximum value of SAR (interpolated) = 0.329 W/kg

**Configuration/BODY/Zoom Scan (7x7x12)/Cube 0:** Measurement grid:


$dx=4\text{mm}$ ,  $dy=4\text{mm}$ ,  $dz=2\text{mm}$

Reference Value = 3.671 V/m; Power Drift = -0.19 dB

Peak SAR (extrapolated) = 0.609 W/kg

**SAR(1 g) = 0.166 W/kg; SAR(10 g) = 0.058 W/kg**

Maximum value of SAR (measured) = 0.348 W/kg



0 dB = 0.329 W/kg = -4.83 dBW/kg

Unless otherwise stated the results shown in this test report refer only to the sample(s) tested and such sample(s) are retained for 90 days only.

除非另有說明，此報告結果僅對測試之樣品負責，同時此樣品僅保留90天。本報告未經本公司書面許可，不可部份複製。

This document is issued by the Company subject to its General Conditions of Service printed overleaf, available on request or accessible at [www.sgs.com/terms\\_and\\_conditions.htm](http://www.sgs.com/terms_and_conditions.htm) and, for electronic format documents, subject to Terms and Conditions for Electronic Documents at [www.sgs.com/terms\\_e-document.htm](http://www.sgs.com/terms_e-document.htm). Attention is drawn to the limitation of liability, indemnification and jurisdiction issues defined therein. Any holder of this document is advised that information contained hereon reflects the Company's findings at the time of its intervention only and within the limits of Client's instructions, if any. The Company's sole responsibility is to its Client and this document does not exonerate parties to a transaction from exercising all their rights and obligations under the transaction documents. This document cannot be reproduced except in full, without prior written approval of the Company. Any unauthorized alteration, forgery or falsification of the content or appearance of this document is unlawful and offenders may be prosecuted to the fullest extent of the law.

Date: 2014/4/29

### WLAN 802.11 ac(20M)\_Right Side\_25mm\_CH 44\_Main

Communication System: WLAN 802.11(5G); Frequency: 5220 MHz

Medium parameters used:  $f = 5220$  MHz;  $\sigma = 5.297$  S/m;  $\epsilon_r = 49.754$ ;  $\rho = 1000$  kg/m<sup>3</sup>

Phantom section: Flat Section

#### DASY5 Configuration:

- Probe: EX3DV4 - SN3923; ConvF(4.33, 4.33, 4.33); Calibrated: 2013/6/12;
- Sensor-Surface: 2mm (Mechanical Surface Detection)
- Electronics: DAE4 Sn1260; Calibrated: 2013/5/3
- Phantom: Body;
- DASY52 52.8.7(1137); SEMCAD X 14.6.10(7164)

**Configuration/BODY/Area Scan (81x251x1):** Interpolated grid: dx=10 mm, dy=10 mm

Maximum value of SAR (interpolated) = 0.205 W/kg

#### **Configuration/BODY/Zoom Scan (7x7x12)/Cube 0:** Measurement grid:

dx=4mm, dy=4mm, dz=2mm

Reference Value = 2.654 V/m; Power Drift = -0.15 dB

Peak SAR (extrapolated) = 0.739 W/kg

**SAR(1 g) = 0.098 W/kg; SAR(10 g) = 0.038 W/kg**

Maximum value of SAR (measured) = 0.205 W/kg



0 dB = 0.205 W/kg = -6.88 dBW/kg

Unless otherwise stated the results shown in this test report refer only to the sample(s) tested and such sample(s) are retained for 90 days only.

除非另有說明，此報告結果僅對測試之樣品負責，同時此樣品僅保留90天。本報告未經本公司書面許可，不可部份複製。

This document is issued by the Company subject to its General Conditions of Service printed overleaf, available on request or accessible at [www.sgs.com/terms\\_and\\_conditions.htm](http://www.sgs.com/terms_and_conditions.htm) and, for electronic format documents, subject to Terms and Conditions for Electronic Documents at [www.sgs.com/terms\\_e-document.htm](http://www.sgs.com/terms_e-document.htm). Attention is drawn to the limitation of liability, indemnification and jurisdiction issues defined therein. Any holder of this document is advised that information contained hereon reflects the Company's findings at the time of its intervention only and within the limits of Client's instructions, if any. The Company's sole responsibility is to its Client and this document does not exonerate parties to a transaction from exercising all their rights and obligations under the transaction documents. This document cannot be reproduced except in full, without prior written approval of the Company. Any unauthorized alteration, forgery or falsification of the content or appearance of this document is unlawful and offenders may be prosecuted to the fullest extent of the law.

Date: 2014/4/29

### WLAN 802.11 ac(40M)\_Right Side\_25mm\_CH 46\_Main

Communication System: WLAN 802.11(5G); Frequency: 5230 MHz

Medium parameters used:  $f = 5230 \text{ MHz}$ ;  $\sigma = 5.334 \text{ S/m}$ ;  $\epsilon_r = 49.755$ ;  $\rho = 1000 \text{ kg/m}^3$

Phantom section: Flat Section

#### DASY5 Configuration:

- Probe: EX3DV4 - SN3923; ConvF(4.33, 4.33, 4.33); Calibrated: 2013/6/12;
- Sensor-Surface: 2mm (Mechanical Surface Detection)
- Electronics: DAE4 Sn1260; Calibrated: 2013/5/3
- Phantom: Body;
- DASY52 52.8.7(1137); SEMCAD X 14.6.10(7164)

**Configuration/BODY/Area Scan (81x251x1):** Interpolated grid:  $dx=10 \text{ mm}$ ,  $dy=10 \text{ mm}$

Maximum value of SAR (interpolated) = 0.188 W/kg

#### Configuration/BODY/Zoom Scan (7x7x12)/Cube 0: Measurement grid:

$dx=4\text{mm}$ ,  $dy=4\text{mm}$ ,  $dz=2\text{mm}$

Reference Value = 3.177 V/m; Power Drift = -0.12 dB

Peak SAR (extrapolated) = 0.502 W/kg

**SAR(1 g) = 0.086 W/kg; SAR(10 g) = 0.032 W/kg**

Maximum value of SAR (measured) = 0.174 W/kg



0 dB = 0.188 W/kg = -7.26 dBW/kg

Unless otherwise stated the results shown in this test report refer only to the sample(s) tested and such sample(s) are retained for 90 days only.

除非另有說明，此報告結果僅對測試之樣品負責，同時此樣品僅保留90天。本報告未經本公司書面許可，不可部份複製。

This document is issued by the Company subject to its General Conditions of Service printed overleaf, available on request or accessible at [www.sgs.com/terms\\_and\\_conditions.htm](http://www.sgs.com/terms_and_conditions.htm) and, for electronic format documents, subject to Terms and Conditions for Electronic Documents at [www.sgs.com/terms\\_e-document.htm](http://www.sgs.com/terms_e-document.htm). Attention is drawn to the limitation of liability, indemnification and jurisdiction issues defined therein. Any holder of this document is advised that information contained hereon reflects the Company's findings at the time of its intervention only and within the limits of Client's instructions, if any. The Company's sole responsibility is to its Client and this document does not exonerate parties to a transaction from exercising all their rights and obligations under the transaction documents. This document cannot be reproduced except in full, without prior written approval of the Company. Any unauthorized alteration, forgery or falsification of the content or appearance of this document is unlawful and offenders may be prosecuted to the fullest extent of the law.

Date: 2014/4/29

### WLAN 802.11 ac(80M)\_Right Side\_25mm\_CH 42\_Main

Communication System: WLAN 802.11(5G); Frequency: 5210 MHz

Medium parameters used:  $f = 5210 \text{ MHz}$ ;  $\sigma = 5.268 \text{ S/m}$ ;  $\epsilon_r = 49.811$ ;  $\rho = 1000 \text{ kg/m}^3$

Phantom section: Flat Section

#### DASY5 Configuration:

- Probe: EX3DV4 - SN3923; ConvF(4.33, 4.33, 4.33); Calibrated: 2013/6/12;
- Sensor-Surface: 2mm (Mechanical Surface Detection)
- Electronics: DAE4 Sn1260; Calibrated: 2013/5/3
- Phantom: Body;
- DASY52 52.8.7(1137); SEMCAD X 14.6.10(7164)

**Configuration/BODY/Area Scan (81x251x1):** Interpolated grid:  $dx=10 \text{ mm}$ ,  $dy=10 \text{ mm}$

Maximum value of SAR (interpolated) = 0.0384 W/kg

#### Configuration/BODY/Zoom Scan (7x7x12)/Cube 0: Measurement grid:


$dx=4\text{mm}$ ,  $dy=4\text{mm}$ ,  $dz=2\text{mm}$

Reference Value = 1.827 V/m; Power Drift = -0.16 dB

Peak SAR (extrapolated) = 0.113 W/kg

**SAR(1 g) = 0.00775 W/kg; SAR(10 g) = 0.00159 W/kg**

Maximum value of SAR (measured) = 0.0219 W/kg



0 dB = 0.0384 W/kg = -14.16 dBW/kg

Unless otherwise stated the results shown in this test report refer only to the sample(s) tested and such sample(s) are retained for 90 days only.

除非另有說明，此報告結果僅對測試之樣品負責，同時此樣品僅保留90天。本報告未經本公司書面許可，不可部份複製。

This document is issued by the Company subject to its General Conditions of Service printed overleaf, available on request or accessible at [www.sgs.com/terms\\_and\\_conditions.htm](http://www.sgs.com/terms_and_conditions.htm) and, for electronic format documents, subject to Terms and Conditions for Electronic Documents at [www.sgs.com/terms\\_e-document.htm](http://www.sgs.com/terms_e-document.htm). Attention is drawn to the limitation of liability, indemnification and jurisdiction issues defined therein. Any holder of this document is advised that information contained hereon reflects the Company's findings at the time of its intervention only and within the limits of Client's instructions, if any. The Company's sole responsibility is to its Client and this document does not exonerate parties to a transaction from exercising all their rights and obligations under the transaction documents. This document cannot be reproduced except in full, without prior written approval of the Company. Any unauthorized alteration, forgery or falsification of the content or appearance of this document is unlawful and offenders may be prosecuted to the fullest extent of the law.

Date: 2014/4/30

### WLAN 802.11 a\_Right Side\_25mm\_CH 60\_Main

Communication System: WLAN 802.11(5G); Frequency: 5300 MHz

Medium parameters used:  $f = 5300 \text{ MHz}$ ;  $\sigma = 5.423 \text{ S/m}$ ;  $\epsilon_r = 49.743$ ;  $\rho = 1000 \text{ kg/m}^3$

Phantom section: Flat Section

DASY5 Configuration:

- Probe: EX3DV4 - SN3923; ConvF(4.13, 4.13, 4.13); Calibrated: 2013/6/12;
- Sensor-Surface: 2mm (Mechanical Surface Detection)
- Electronics: DAE4 Sn1260; Calibrated: 2013/5/3
- Phantom: Body;
- DASY52 52.8.7(1137); SEMCAD X 14.6.10(7164)

**Configuration/BODY/Area Scan (81x251x1):** Interpolated grid:  $dx=10 \text{ mm}$ ,  $dy=10 \text{ mm}$

Maximum value of SAR (interpolated) = 0.376 W/kg

**Configuration/BODY/Zoom Scan (7x7x12)/Cube 0:** Measurement grid:


$dx=4\text{mm}$ ,  $dy=4\text{mm}$ ,  $dz=2\text{mm}$

Reference Value = 5.260 V/m; Power Drift = -0.14 dB

Peak SAR (extrapolated) = 0.685 W/kg

**SAR(1 g) = 0.182 W/kg; SAR(10 g) = 0.068 W/kg**

Maximum value of SAR (measured) = 0.369 W/kg



0 dB = 0.376 W/kg = -4.25 dBW/kg

Unless otherwise stated the results shown in this test report refer only to the sample(s) tested and such sample(s) are retained for 90 days only.

除非另有說明，此報告結果僅對測試之樣品負責，同時此樣品僅保留90天。本報告未經本公司書面許可，不可部份複製。

This document is issued by the Company subject to its General Conditions of Service printed overleaf, available on request or accessible at [www.sgs.com/terms\\_and\\_conditions.htm](http://www.sgs.com/terms_and_conditions.htm) and, for electronic format documents, subject to Terms and Conditions for Electronic Documents at [www.sgs.com/terms\\_e-document.htm](http://www.sgs.com/terms_e-document.htm). Attention is drawn to the limitation of liability, indemnification and jurisdiction issues defined therein. Any holder of this document is advised that information contained hereon reflects the Company's findings at the time of its intervention only and within the limits of Client's instructions, if any. The Company's sole responsibility is to its Client and this document does not exonerate parties to a transaction from exercising all their rights and obligations under the transaction documents. This document cannot be reproduced except in full, without prior written approval of the Company. Any unauthorized alteration, forgery or falsification of the content or appearance of this document is unlawful and offenders may be prosecuted to the fullest extent of the law.

**WLAN 802.11 ac(20M)\_Right Side\_25mm\_CH 52\_Main**

Communication System: WLAN 802.11(5G); Frequency: 5260 MHz

Medium parameters used:  $f = 5260 \text{ MHz}$ ;  $\sigma = 5.429 \text{ S/m}$ ;  $\epsilon_r = 49.825$ ;  $\rho = 1000 \text{ kg/m}^3$

Phantom section: Flat Section

DASY5 Configuration:

- Probe: EX3DV4 - SN3923; ConvF(4.13, 4.13, 4.13); Calibrated: 2013/6/12;
- Sensor-Surface: 2mm (Mechanical Surface Detection)
- Electronics: DAE4 Sn1260; Calibrated: 2013/5/3
- Phantom: Body;
- DASY52 52.8.7(1137); SEMCAD X 14.6.10(7164)

**Configuration/BODY/Area Scan (81x251x1):** Interpolated grid:  $dx=10 \text{ mm}$ ,  $dy=10 \text{ mm}$

Maximum value of SAR (interpolated) = 0.354 W/kg

**Configuration/BODY/Zoom Scan (7x7x12)/Cube 0:** Measurement grid:


$dx=4\text{mm}$ ,  $dy=4\text{mm}$ ,  $dz=2\text{mm}$

Reference Value = 3.984 V/m; Power Drift = -0.19 dB

Peak SAR (extrapolated) = 0.636 W/kg

**SAR(1 g) = 0.165 W/kg; SAR(10 g) = 0.061 W/kg**

Maximum value of SAR (measured) = 0.347 W/kg



0 dB = 0.354 W/kg = -4.51 dBW/kg

Unless otherwise stated the results shown in this test report refer only to the sample(s) tested and such sample(s) are retained for 90 days only.

除非另有說明，此報告結果僅對測試之樣品負責，同時此樣品僅保留90天。本報告未經本公司書面許可，不可部份複製。

This document is issued by the Company subject to its General Conditions of Service printed overleaf, available on request or accessible at [www.sgs.com/terms\\_and\\_conditions.htm](http://www.sgs.com/terms_and_conditions.htm) and, for electronic format documents, subject to Terms and Conditions for Electronic Documents at [www.sgs.com/terms\\_e-document.htm](http://www.sgs.com/terms_e-document.htm). Attention is drawn to the limitation of liability, indemnification and jurisdiction issues defined therein. Any holder of this document is advised that information contained hereon reflects the Company's findings at the time of its intervention only and within the limits of Client's instructions, if any. The Company's sole responsibility is to its Client and this document does not exonerate parties to a transaction from exercising all their rights and obligations under the transaction documents. This document cannot be reproduced except in full, without prior written approval of the Company. Any unauthorized alteration, forgery or falsification of the content or appearance of this document is unlawful and offenders may be prosecuted to the fullest extent of the law.



Date: 2014/4/30

### WLAN 802.11 ac(40M)\_Right Side\_25mm\_CH 54\_Main

Communication System: WLAN 802.11(5G); Frequency: 5270 MHz

Medium parameters used:  $f = 5270 \text{ MHz}$ ;  $\sigma = 5.45 \text{ S/m}$ ;  $\epsilon_r = 49.848$ ;  $\rho = 1000 \text{ kg/m}^3$

Phantom section: Flat Section

#### DASY5 Configuration:

- Probe: EX3DV4 - SN3923; ConvF(4.13, 4.13, 4.13); Calibrated: 2013/6/12;
- Sensor-Surface: 2mm (Mechanical Surface Detection)
- Electronics: DAE4 Sn1260; Calibrated: 2013/5/3
- Phantom: Body;
- DASY52 52.8.7(1137); SEMCAD X 14.6.10(7164)

**Configuration/BODY/Area Scan (81x251x1):** Interpolated grid:  $dx=10 \text{ mm}$ ,  $dy=10 \text{ mm}$

Maximum value of SAR (interpolated) = 0.241 W/kg

#### Configuration/BODY/Zoom Scan (7x7x12)/Cube 0: Measurement grid:


$dx=4\text{mm}$ ,  $dy=4\text{mm}$ ,  $dz=2\text{mm}$

Reference Value = 3.466 V/m; Power Drift = -0.14 dB

Peak SAR (extrapolated) = 0.849 W/kg

**SAR(1 g) = 0.119 W/kg; SAR(10 g) = 0.041 W/kg**

Maximum value of SAR (measured) = 0.253 W/kg



0 dB = 0.241 W/kg = -6.18 dBW/kg

Unless otherwise stated the results shown in this test report refer only to the sample(s) tested and such sample(s) are retained for 90 days only.

除非另有說明，此報告結果僅對測試之樣品負責，同時此樣品僅保留90天。本報告未經本公司書面許可，不可部份複製。

This document is issued by the Company subject to its General Conditions of Service printed overleaf, available on request or accessible at [www.sgs.com/terms\\_and\\_conditions.htm](http://www.sgs.com/terms_and_conditions.htm) and, for electronic format documents, subject to Terms and Conditions for Electronic Documents at [www.sgs.com/terms\\_e-document.htm](http://www.sgs.com/terms_e-document.htm). Attention is drawn to the limitation of liability, indemnification and jurisdiction issues defined therein. Any holder of this document is advised that information contained hereon reflects the Company's findings at the time of its intervention only and within the limits of Client's instructions, if any. The Company's sole responsibility is to its Client and this document does not exonerate parties to a transaction from exercising all their rights and obligations under the transaction documents. This document cannot be reproduced except in full, without prior written approval of the Company. Any unauthorized alteration, forgery or falsification of the content or appearance of this document is unlawful and offenders may be prosecuted to the fullest extent of the law.

**WLAN 802.11 ac(80M)\_Right Side\_25mm\_CH 58\_Main**

Communication System: WLAN 802.11(5G); Frequency: 5290 MHz

Medium parameters used:  $f = 5290 \text{ MHz}$ ;  $\sigma = 5.429 \text{ S/m}$ ;  $\epsilon_r = 49.796$ ;  $\rho = 1000 \text{ kg/m}^3$

Phantom section: Flat Section

DASY5 Configuration:

- Probe: EX3DV4 - SN3923; ConvF(4.13, 4.13, 4.13); Calibrated: 2013/6/12;
- Sensor-Surface: 2mm (Mechanical Surface Detection)
- Electronics: DAE4 Sn1260; Calibrated: 2013/5/3
- Phantom: Body;
- DASY52 52.8.7(1137); SEMCAD X 14.6.10(7164)

**Configuration/BODY/Area Scan (81x251x1):** Interpolated grid:  $dx=10 \text{ mm}$ ,  $dy=10 \text{ mm}$

Maximum value of SAR (interpolated) = 0.0208 W/kg

**Configuration/BODY/Zoom Scan (7x7x12)/Cube 0:** Measurement grid:


$dx=4\text{mm}$ ,  $dy=4\text{mm}$ ,  $dz=2\text{mm}$

Reference Value = 1.589 V/m; Power Drift = 0.16 dB

Peak SAR (extrapolated) = 0.282 W/kg

**SAR(1 g) = 0.022 W/kg; SAR(10 g) = 0.00555 W/kg**

Maximum value of SAR (measured) = 0.0453 W/kg



0 dB = 0.0208 W/kg = -16.82 dBW/kg

Unless otherwise stated the results shown in this test report refer only to the sample(s) tested and such sample(s) are retained for 90 days only.

除非另有說明，此報告結果僅對測試之樣品負責，同時此樣品僅保留90天。本報告未經本公司書面許可，不可部份複製。

This document is issued by the Company subject to its General Conditions of Service printed overleaf, available on request or accessible at [www.sgs.com/terms\\_and\\_conditions.htm](http://www.sgs.com/terms_and_conditions.htm) and, for electronic format documents, subject to Terms and Conditions for Electronic Documents at [www.sgs.com/terms\\_e-document.htm](http://www.sgs.com/terms_e-document.htm). Attention is drawn to the limitation of liability, indemnification and jurisdiction issues defined therein. Any holder of this document is advised that information contained hereon reflects the Company's findings at the time of its intervention only and within the limits of Client's instructions, if any. The Company's sole responsibility is to its Client and this document does not exonerate parties to a transaction from exercising all their rights and obligations under the transaction documents. This document cannot be reproduced except in full, without prior written approval of the Company. Any unauthorized alteration, forgery or falsification of the content or appearance of this document is unlawful and offenders may be prosecuted to the fullest extent of the law.

Date: 2014/5/1

### WLAN 802.11 a\_Right Side\_25mm\_CH 104\_Main

Communication System: WLAN 802.11(5G); Frequency: 5520 MHz

Medium parameters used:  $f = 5520 \text{ MHz}$ ;  $\sigma = 5.584 \text{ S/m}$ ;  $\epsilon_r = 50.202$ ;  $\rho = 1000 \text{ kg/m}^3$

Phantom section: Flat Section

#### DASY5 Configuration:

- Probe: EX3DV4 - SN3923; ConvF(3.85, 3.85, 3.85); Calibrated: 2013/6/12;
- Sensor-Surface: 2mm (Mechanical Surface Detection)
- Electronics: DAE4 Sn1260; Calibrated: 2013/5/3
- Phantom: Body;
- DASY52 52.8.7(1137); SEMCAD X 14.6.10(7164)

**Configuration/BODY/Area Scan (81x251x1):** Interpolated grid:  $dx=10 \text{ mm}$ ,  $dy=10 \text{ mm}$

Maximum value of SAR (interpolated) = 0.450 W/kg

**Configuration/BODY/Zoom Scan (7x7x12)/Cube 0:** Measurement grid:

$dx=4\text{mm}$ ,  $dy=4\text{mm}$ ,  $dz=2\text{mm}$

Reference Value = 5.702 V/m; Power Drift = 0.06 dB

Peak SAR (extrapolated) = 0.963 W/kg

**SAR(1 g) = 0.240 W/kg; SAR(10 g) = 0.091 W/kg**

Maximum value of SAR (measured) = 0.487 W/kg



0 dB = 0.450 W/kg = -3.47 dBW/kg

Unless otherwise stated the results shown in this test report refer only to the sample(s) tested and such sample(s) are retained for 90 days only.

除非另有說明，此報告結果僅對測試之樣品負責，同時此樣品僅保留90天。本報告未經本公司書面許可，不可部份複製。

This document is issued by the Company subject to its General Conditions of Service printed overleaf, available on request or accessible at [www.sgs.com/terms\\_and\\_conditions.htm](http://www.sgs.com/terms_and_conditions.htm) and, for electronic format documents, subject to Terms and Conditions for Electronic Documents at [www.sgs.com/terms\\_e-document.htm](http://www.sgs.com/terms_e-document.htm). Attention is drawn to the limitation of liability, indemnification and jurisdiction issues defined therein. Any holder of this document is advised that information contained hereon reflects the Company's findings at the time of its intervention only and within the limits of Client's instructions, if any. The Company's sole responsibility is to its Client and this document does not exonerate parties to a transaction from exercising all their rights and obligations under the transaction documents. This document cannot be reproduced except in full, without prior written approval of the Company. Any unauthorized alteration, forgery or falsification of the content or appearance of this document is unlawful and offenders may be prosecuted to the fullest extent of the law.

Date: 2014/5/1

### WLAN 802.11 ac(20M)\_Right Side\_25mm\_CH 112\_Main

Communication System: WLAN 802.11(5G); Frequency: 5560 MHz

Medium parameters used:  $f = 5560 \text{ MHz}$ ;  $\sigma = 5.675 \text{ S/m}$ ;  $\epsilon_r = 49.826$ ;  $\rho = 1000 \text{ kg/m}^3$

Phantom section: Flat Section

DASY5 Configuration:

- Probe: EX3DV4 - SN3923; ConvF(3.85, 3.85, 3.85); Calibrated: 2013/6/12;
- Sensor-Surface: 2mm (Mechanical Surface Detection)
- Electronics: DAE4 Sn1260; Calibrated: 2013/5/3
- Phantom: Body;
- DASY52 52.8.7(1137); SEMCAD X 14.6.10(7164)

**Configuration/BODY/Area Scan (81x251x1):** Interpolated grid:  $dx=10 \text{ mm}$ ,  $dy=10 \text{ mm}$

Maximum value of SAR (interpolated) = 0.449 W/kg

**Configuration/BODY/Zoom Scan (7x7x12)/Cube 0:** Measurement grid:


$dx=4\text{mm}$ ,  $dy=4\text{mm}$ ,  $dz=2\text{mm}$

Reference Value = 5.453 V/m; Power Drift = 0.15 dB

Peak SAR (extrapolated) = 0.918 W/kg

**SAR(1 g) = 0.235 W/kg; SAR(10 g) = 0.089 W/kg**

Maximum value of SAR (measured) = 0.478 W/kg



0 dB = 0.449 W/kg = -3.48 dBW/kg

Unless otherwise stated the results shown in this test report refer only to the sample(s) tested and such sample(s) are retained for 90 days only.

除非另有說明，此報告結果僅對測試之樣品負責，同時此樣品僅保留90天。本報告未經本公司書面許可，不可部份複製。

This document is issued by the Company subject to its General Conditions of Service printed overleaf, available on request or accessible at [www.sgs.com/terms\\_and\\_conditions.htm](http://www.sgs.com/terms_and_conditions.htm) and, for electronic format documents, subject to Terms and Conditions for Electronic Documents at [www.sgs.com/terms\\_e-document.htm](http://www.sgs.com/terms_e-document.htm). Attention is drawn to the limitation of liability, indemnification and jurisdiction issues defined therein. Any holder of this document is advised that information contained hereon reflects the Company's findings at the time of its intervention only and within the limits of Client's instructions, if any. The Company's sole responsibility is to its Client and this document does not exonerate parties to a transaction from exercising all their rights and obligations under the transaction documents. This document cannot be reproduced except in full, without prior written approval of the Company. Any unauthorized alteration, forgery or falsification of the content or appearance of this document is unlawful and offenders may be prosecuted to the fullest extent of the law.

Date: 2014/5/1

### WLAN 802.11 ac(40M)\_Right Side\_25mm\_CH 110\_Main

Communication System: WLAN 802.11(5G); Frequency: 5550 MHz

Medium parameters used:  $f = 5550 \text{ MHz}$ ;  $\sigma = 5.629 \text{ S/m}$ ;  $\epsilon_r = 49.932$ ;  $\rho = 1000 \text{ kg/m}^3$

Phantom section: Flat Section

#### DASY5 Configuration:

- Probe: EX3DV4 - SN3923; ConvF(3.85, 3.85, 3.85); Calibrated: 2013/6/12;
- Sensor-Surface: 2mm (Mechanical Surface Detection)
- Electronics: DAE4 Sn1260; Calibrated: 2013/5/3
- Phantom: Body; ;
- DASY52 52.8.7(1137); SEMCAD X 14.6.10(7164)

**Configuration/BODY/Area Scan (81x251x1):** Interpolated grid:  $dx=10 \text{ mm}$ ,  $dy=10 \text{ mm}$

Maximum value of SAR (interpolated) = 0.388 W/kg

**Configuration/BODY/Zoom Scan (7x7x12)/Cube 0:** Measurement grid:

$dx=4\text{mm}$ ,  $dy=4\text{mm}$ ,  $dz=2\text{mm}$

Reference Value = 5.853 V/m; Power Drift = -0.00 dB

Peak SAR (extrapolated) = 0.725 W/kg

**SAR(1 g) = 0.190 W/kg; SAR(10 g) = 0.075 W/kg**

Maximum value of SAR (measured) = 0.399 W/kg



0 dB = 0.388 W/kg = -4.11 dBW/kg

Unless otherwise stated the results shown in this test report refer only to the sample(s) tested and such sample(s) are retained for 90 days only.

除非另有說明，此報告結果僅對測試之樣品負責，同時此樣品僅保留90天。本報告未經本公司書面許可，不可部份複製。

This document is issued by the Company subject to its General Conditions of Service printed overleaf, available on request or accessible at [www.sgs.com/terms\\_and\\_conditions.htm](http://www.sgs.com/terms_and_conditions.htm) and, for electronic format documents, subject to Terms and Conditions for Electronic Documents at [www.sgs.com/terms\\_e-document.htm](http://www.sgs.com/terms_e-document.htm). Attention is drawn to the limitation of liability, indemnification and jurisdiction issues defined therein. Any holder of this document is advised that information contained hereon reflects the Company's findings at the time of its intervention only and within the limits of Client's instructions, if any. The Company's sole responsibility is to its Client and this document does not exonerate parties to a transaction from exercising all their rights and obligations under the transaction documents. This document cannot be reproduced except in full, without prior written approval of the Company. Any unauthorized alteration, forgery or falsification of the content or appearance of this document is unlawful and offenders may be prosecuted to the fullest extent of the law.

Date: 2014/5/1

### WLAN 802.11 ac(80M)\_Right Side\_25mm\_CH 138\_Main

Communication System: WLAN 802.11(5G); Frequency: 5690 MHz

Medium parameters used:  $f = 5690 \text{ MHz}$ ;  $\sigma = 5.922 \text{ S/m}$ ;  $\epsilon_r = 49.477$ ;  $\rho = 1000 \text{ kg/m}^3$

Phantom section: Flat Section

DASY5 Configuration:

- Probe: EX3DV4 - SN3923; ConvF(3.85, 3.85, 3.85); Calibrated: 2013/6/12;
- Sensor-Surface: 2mm (Mechanical Surface Detection)
- Electronics: DAE4 Sn1260; Calibrated: 2013/5/3
- Phantom: Body;
- DASY52 52.8.7(1137); SEMCAD X 14.6.10(7164)

**Configuration/BODY/Area Scan (81x251x1):** Interpolated grid:  $dx=10 \text{ mm}$ ,  $dy=10 \text{ mm}$

Maximum value of SAR (interpolated) = 0.0803 W/kg

**Configuration/BODY/Zoom Scan (7x7x12)/Cube 0:** Measurement grid:


$dx=4\text{mm}$ ,  $dy=4\text{mm}$ ,  $dz=2\text{mm}$

Reference Value = 2.714 V/m; Power Drift = -0.02 dB

Peak SAR (extrapolated) = 0.172 W/kg

**SAR(1 g) = 0.013 W/kg; SAR(10 g) = 0.00321 W/kg**

Maximum value of SAR (measured) = 0.0609 W/kg



0 dB = 0.0803 W/kg = -10.95 dBW/kg

Unless otherwise stated the results shown in this test report refer only to the sample(s) tested and such sample(s) are retained for 90 days only.

除非另有說明，此報告結果僅對測試之樣品負責，同時此樣品僅保留90天。本報告未經本公司書面許可，不可部份複製。

This document is issued by the Company subject to its General Conditions of Service printed overleaf, available on request or accessible at [www.sgs.com/terms\\_and\\_conditions.htm](http://www.sgs.com/terms_and_conditions.htm) and, for electronic format documents, subject to Terms and Conditions for Electronic Documents at [www.sgs.com/terms\\_e-document.htm](http://www.sgs.com/terms_e-document.htm). Attention is drawn to the limitation of liability, indemnification and jurisdiction issues defined therein. Any holder of this document is advised that information contained hereon reflects the Company's findings at the time of its intervention only and within the limits of Client's instructions, if any. The Company's sole responsibility is to its Client and this document does not exonerate parties to a transaction from exercising all their rights and obligations under the transaction documents. This document cannot be reproduced except in full, without prior written approval of the Company. Any unauthorized alteration, forgery or falsification of the content or appearance of this document is unlawful and offenders may be prosecuted to the fullest extent of the law.

Date: 2014/5/2

### WLAN 802.11 n(20M)\_Right Side\_25mm\_CH 161\_Main

Communication System: WLAN 802.11(5G); Frequency: 5805 MHz

Medium parameters used:  $f = 5805 \text{ MHz}$ ;  $\sigma = 6.095 \text{ S/m}$ ;  $\epsilon_r = 48.316$ ;  $\rho = 1000 \text{ kg/m}^3$

Phantom section: Flat Section

DASY5 Configuration:

- Probe: EX3DV4 - SN3923; ConvF(3.94, 3.94, 3.94); Calibrated: 2013/6/12;
- Sensor-Surface: 2mm (Mechanical Surface Detection)
- Electronics: DAE4 Sn1260; Calibrated: 2013/5/3
- Phantom: Body;
- DASY52 52.8.7(1137); SEMCAD X 14.6.10(7164)

**Configuration/BODY/Area Scan (81x251x1):** Interpolated grid:  $dx=10 \text{ mm}$ ,  $dy=10 \text{ mm}$

Maximum value of SAR (interpolated) = 0.420 W/kg

**Configuration/BODY/Zoom Scan (7x7x12)/Cube 0:** Measurement grid:

$dx=4\text{mm}$ ,  $dy=4\text{mm}$ ,  $dz=2\text{mm}$

Reference Value = 6.103 V/m; Power Drift = -0.07 dB

Peak SAR (extrapolated) = 0.803 W/kg

**SAR(1 g) = 0.205 W/kg; SAR(10 g) = 0.081 W/kg**

Maximum value of SAR (measured) = 0.428 W/kg



0 dB = 0.420 W/kg = -3.77 dBW/kg

Unless otherwise stated the results shown in this test report refer only to the sample(s) tested and such sample(s) are retained for 90 days only.

除非另有說明，此報告結果僅對測試之樣品負責，同時此樣品僅保留90天。本報告未經本公司書面許可，不可部份複製。

This document is issued by the Company subject to its General Conditions of Service printed overleaf, available on request or accessible at [www.sgs.com/terms\\_and\\_conditions.htm](http://www.sgs.com/terms_and_conditions.htm) and, for electronic format documents, subject to Terms and Conditions for Electronic Documents at [www.sgs.com/terms\\_e-document.htm](http://www.sgs.com/terms_e-document.htm). Attention is drawn to the limitation of liability, indemnification and jurisdiction issues defined therein. Any holder of this document is advised that information contained hereon reflects the Company's findings at the time of its intervention only and within the limits of Client's instructions, if any. The Company's sole responsibility is to its Client and this document does not exonerate parties to a transaction from exercising all their rights and obligations under the transaction documents. This document cannot be reproduced except in full, without prior written approval of the Company. Any unauthorized alteration, forgery or falsification of the content or appearance of this document is unlawful and offenders may be prosecuted to the fullest extent of the law.

Date: 2014/5/2

### WLAN 802.11 n(40M)\_Right Side\_25mm\_CH 159\_Main

Communication System: WLAN 802.11(5G) (0); Frequency: 5795 MHz

Medium parameters used:  $f = 5795 \text{ MHz}$ ;  $\sigma = 6.085 \text{ S/m}$ ;  $\epsilon_r = 48.346$ ;  $\rho = 1000 \text{ kg/m}^3$

Phantom section: Flat Section

#### DASY5 Configuration:

- Probe: EX3DV4 - SN3923; ConvF(3.94, 3.94, 3.94); Calibrated: 2013/6/12;
- Sensor-Surface: 2mm (Mechanical Surface Detection)
- Electronics: DAE4 Sn1260; Calibrated: 2013/5/3
- Phantom: Body;
- DASY52 52.8.7(1137); SEMCAD X 14.6.10(7164)

**Configuration/BODY/Area Scan (81x251x1):** Interpolated grid:  $dx=10 \text{ mm}$ ,  $dy=10 \text{ mm}$

Maximum value of SAR (interpolated) = 0.444 W/kg

**Configuration/BODY/Zoom Scan (7x7x12)/Cube 0:** Measurement grid:

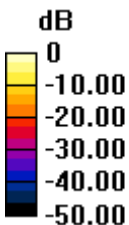
$dx=4\text{mm}$ ,  $dy=4\text{mm}$ ,  $dz=2\text{mm}$

Reference Value = 6.352 V/m; Power Drift = -0.11 dB

Peak SAR (extrapolated) = 0.903 W/kg

**SAR(1 g) = 0.230 W/kg; SAR(10 g) = 0.089 W/kg**

Maximum value of SAR (measured) = 0.456 W/kg



0 dB = 0.444 W/kg = -3.53 dBW/kg

Unless otherwise stated the results shown in this test report refer only to the sample(s) tested and such sample(s) are retained for 90 days only.

除非另有說明，此報告結果僅對測試之樣品負責，同時此樣品僅保留90天。本報告未經本公司書面許可，不可部份複製。

This document is issued by the Company subject to its General Conditions of Service printed overleaf, available on request or accessible at [www.sgs.com/terms\\_and\\_conditions.htm](http://www.sgs.com/terms_and_conditions.htm) and, for electronic format documents, subject to Terms and Conditions for Electronic Documents at [www.sgs.com/terms\\_e-document.htm](http://www.sgs.com/terms_e-document.htm). Attention is drawn to the limitation of liability, indemnification and jurisdiction issues defined therein. Any holder of this document is advised that information contained hereon reflects the Company's findings at the time of its intervention only and within the limits of Client's instructions, if any. The Company's sole responsibility is to its Client and this document does not exonerate parties to a transaction from exercising all their rights and obligations under the transaction documents. This document cannot be reproduced except in full, without prior written approval of the Company. Any unauthorized alteration, forgery or falsification of the content or appearance of this document is unlawful and offenders may be prosecuted to the fullest extent of the law.



Date: 2014/5/2

### WLAN 802.11 ac(20M)\_Right Side\_25mm\_CH 157\_Main

Communication System: WLAN 802.11(5G); Frequency: 5785 MHz

Medium parameters used:  $f = 5785 \text{ MHz}$ ;  $\sigma = 6.069 \text{ S/m}$ ;  $\epsilon_r = 48.371$ ;  $\rho = 1000 \text{ kg/m}^3$

Phantom section: Flat Section

#### DASY5 Configuration:

- Probe: EX3DV4 - SN3923; ConvF(3.94, 3.94, 3.94); Calibrated: 2013/6/12;
- Sensor-Surface: 2mm (Mechanical Surface Detection)
- Electronics: DAE4 Sn1260; Calibrated: 2013/5/3
- Phantom: Body;
- DASY52 52.8.7(1137); SEMCAD X 14.6.10(7164)

**Configuration/BODY/Area Scan (81x251x1):** Interpolated grid:  $dx=10 \text{ mm}$ ,  $dy=10 \text{ mm}$

Maximum value of SAR (interpolated) = 0.456 W/kg

#### Configuration/BODY/Zoom Scan (7x7x12)/Cube 0: Measurement grid:


$dx=4\text{mm}$ ,  $dy=4\text{mm}$ ,  $dz=2\text{mm}$

Reference Value = 6.058 V/m; Power Drift = 0.10 dB

Peak SAR (extrapolated) = 0.934 W/kg

**SAR(1 g) = 0.228 W/kg; SAR(10 g) = 0.091 W/kg**

Maximum value of SAR (measured) = 0.442 W/kg



0 dB = 0.456 W/kg = -3.41 dBW/kg

Unless otherwise stated the results shown in this test report refer only to the sample(s) tested and such sample(s) are retained for 90 days only.

除非另有說明，此報告結果僅對測試之樣品負責，同時此樣品僅保留90天。本報告未經本公司書面許可，不可部份複製。

This document is issued by the Company subject to its General Conditions of Service printed overleaf, available on request or accessible at [www.sgs.com/terms\\_and\\_conditions.htm](http://www.sgs.com/terms_and_conditions.htm) and, for electronic format documents, subject to Terms and Conditions for Electronic Documents at [www.sgs.com/terms\\_e-document.htm](http://www.sgs.com/terms_e-document.htm). Attention is drawn to the limitation of liability, indemnification and jurisdiction issues defined therein. Any holder of this document is advised that information contained hereon reflects the Company's findings at the time of its intervention only and within the limits of Client's instructions, if any. The Company's sole responsibility is to its Client and this document does not exonerate parties to a transaction from exercising all their rights and obligations under the transaction documents. This document cannot be reproduced except in full, without prior written approval of the Company. Any unauthorized alteration, forgery or falsification of the content or appearance of this document is unlawful and offenders may be prosecuted to the fullest extent of the law.

Date: 2014/5/2

### WLAN 802.11 ac(40M)\_Right Side\_25mm\_CH 159\_Main

Communication System: WLAN 802.11(5G); Frequency: 5795 MHz

Medium parameters used:  $f = 5795 \text{ MHz}$ ;  $\sigma = 6.085 \text{ S/m}$ ;  $\epsilon_r = 48.346$ ;  $\rho = 1000 \text{ kg/m}^3$

Phantom section: Flat Section

#### DASY5 Configuration:

- Probe: EX3DV4 - SN3923; ConvF(3.94, 3.94, 3.94); Calibrated: 2013/6/12;
- Sensor-Surface: 2mm (Mechanical Surface Detection)
- Electronics: DAE4 Sn1260; Calibrated: 2013/5/3
- Phantom: Body;
- DASY52 52.8.7(1137); SEMCAD X 14.6.10(7164)

**Configuration/BODY/Area Scan (81x251x1):** Interpolated grid:  $dx=10 \text{ mm}$ ,  $dy=10 \text{ mm}$

Maximum value of SAR (interpolated) = 0.383 W/kg

#### Configuration/BODY/Zoom Scan (7x7x12)/Cube 0: Measurement grid:


$dx=4\text{mm}$ ,  $dy=4\text{mm}$ ,  $dz=2\text{mm}$

Reference Value = 6.293 V/m; Power Drift = 0.16 dB

Peak SAR (extrapolated) = 0.836 W/kg

**SAR(1 g) = 0.210 W/kg; SAR(10 g) = 0.084 W/kg**

Maximum value of SAR (measured) = 0.437 W/kg



0 dB = 0.383 W/kg = -4.17 dBW/kg

Unless otherwise stated the results shown in this test report refer only to the sample(s) tested and such sample(s) are retained for 90 days only.

除非另有說明，此報告結果僅對測試之樣品負責，同時此樣品僅保留90天。本報告未經本公司書面許可，不可部份複製。

This document is issued by the Company subject to its General Conditions of Service printed overleaf, available on request or accessible at [www.sgs.com/terms\\_and\\_conditions.htm](http://www.sgs.com/terms_and_conditions.htm) and, for electronic format documents, subject to Terms and Conditions for Electronic Documents at [www.sgs.com/terms\\_e-document.htm](http://www.sgs.com/terms_e-document.htm). Attention is drawn to the limitation of liability, indemnification and jurisdiction issues defined therein. Any holder of this document is advised that information contained hereon reflects the Company's findings at the time of its intervention only and within the limits of Client's instructions, if any. The Company's sole responsibility is to its Client and this document does not exonerate parties to a transaction from exercising all their rights and obligations under the transaction documents. This document cannot be reproduced except in full, without prior written approval of the Company. Any unauthorized alteration, forgery or falsification of the content or appearance of this document is unlawful and offenders may be prosecuted to the fullest extent of the law.

Date: 2014/5/2

### WLAN 802.11 ac(80M)\_Right Side\_25mm\_CH 155\_Main

Communication System: WLAN 802.11(5G); Frequency: 5775 MHz

Medium parameters used:  $f = 5775 \text{ MHz}$ ;  $\sigma = 6.05 \text{ S/m}$ ;  $\epsilon_r = 48.397$ ;  $\rho = 1000 \text{ kg/m}^3$

Phantom section: Flat Section

DASY5 Configuration:

- Probe: EX3DV4 - SN3923; ConvF(3.94, 3.94, 3.94); Calibrated: 2013/6/12;
- Sensor-Surface: 2mm (Mechanical Surface Detection)
- Electronics: DAE4 Sn1260; Calibrated: 2013/5/3
- Phantom: Body;
- DASY52 52.8.7(1137); SEMCAD X 14.6.10(7164)

**Configuration/BODY/Area Scan (81x251x1):** Interpolated grid:  $dx=10 \text{ mm}$ ,  $dy=10 \text{ mm}$

Maximum value of SAR (interpolated) = 0.146 W/kg

**Configuration/BODY/Zoom Scan (7x7x12)/Cube 0:** Measurement grid:

$dx=4\text{mm}$ ,  $dy=4\text{mm}$ ,  $dz=2\text{mm}$

Reference Value = 3.167 V/m; Power Drift = -0.17 dB

Peak SAR (extrapolated) = 0.635 W/kg

**SAR(1 g) = 0.069 W/kg; SAR(10 g) = 0.026 W/kg**

Maximum value of SAR (measured) = 0.121 W/kg



0 dB = 0.146 W/kg = -8.36 dBW/kg

Unless otherwise stated the results shown in this test report refer only to the sample(s) tested and such sample(s) are retained for 90 days only.

除非另有說明，此報告結果僅對測試之樣品負責，同時此樣品僅保留90天。本報告未經本公司書面許可，不可部份複製。

This document is issued by the Company subject to its General Conditions of Service printed overleaf, available on request or accessible at [www.sgs.com/terms\\_and\\_conditions.htm](http://www.sgs.com/terms_and_conditions.htm) and, for electronic format documents, subject to Terms and Conditions for Electronic Documents at [www.sgs.com/terms\\_e-document.htm](http://www.sgs.com/terms_e-document.htm). Attention is drawn to the limitation of liability, indemnification and jurisdiction issues defined therein. Any holder of this document is advised that information contained hereon reflects the Company's findings at the time of its intervention only and within the limits of Client's instructions, if any. The Company's sole responsibility is to its Client and this document does not exonerate parties to a transaction from exercising all their rights and obligations under the transaction documents. This document cannot be reproduced except in full, without prior written approval of the Company. Any unauthorized alteration, forgery or falsification of the content or appearance of this document is unlawful and offenders may be prosecuted to the fullest extent of the law.

Date: 2014/4/28

### WLAN 802.11 b\_Screen back\_25mm\_CH 6\_Aux

Communication System: WLAN 802.11(2.45G) (0); Frequency: 2437 MHz

Medium parameters used:  $f = 2437 \text{ MHz}$ ;  $\sigma = 1.9 \text{ S/m}$ ;  $\epsilon_r = 51.133$ ;  $\rho = 1000 \text{ kg/m}^3$

Phantom section: Flat Section

#### DASY5 Configuration:

- Probe: EX3DV4 - SN3923; ConvF(7.55, 7.55, 7.55); Calibrated: 2013/6/12;
- Sensor-Surface: 2mm (Mechanical Surface Detection)
- Electronics: DAE4 Sn1260; Calibrated: 2013/5/3
- Phantom: Body;
- DASY52 52.8.7(1137); SEMCAD X 14.6.10(7164)

**Configuration/BODY/Area Scan (111x81x1):** Interpolated grid:  $dx=12 \text{ mm}$ ,  $dy=12 \text{ mm}$

Maximum value of SAR (interpolated) = 0.0208 W/kg

#### Configuration/BODY/Zoom Scan (7x7x7)/Cube 0: Measurement grid:


$dx=5\text{mm}$ ,  $dy=5\text{mm}$ ,  $dz=5\text{mm}$

Reference Value = 1.045 V/m; Power Drift = 0.18 dB

Peak SAR (extrapolated) = 0.0310 W/kg

**SAR(1 g) = 0.014 W/kg; SAR(10 g) = 0.0058 W/kg**

Maximum value of SAR (measured) = 0.0206 W/kg



0 dB = 0.0208 W/kg = -16.82 dBW/kg

Unless otherwise stated the results shown in this test report refer only to the sample(s) tested and such sample(s) are retained for 90 days only.

除非另有說明，此報告結果僅對測試之樣品負責，同時此樣品僅保留90天。本報告未經本公司書面許可，不可部份複製。

This document is issued by the Company subject to its General Conditions of Service printed overleaf, available on request or accessible at [www.sgs.com/terms\\_and\\_conditions.htm](http://www.sgs.com/terms_and_conditions.htm) and, for electronic format documents, subject to Terms and Conditions for Electronic Documents at [www.sgs.com/terms\\_e-document.htm](http://www.sgs.com/terms_e-document.htm). Attention is drawn to the limitation of liability, indemnification and jurisdiction issues defined therein. Any holder of this document is advised that information contained hereon reflects the Company's findings at the time of its intervention only and within the limits of Client's instructions, if any. The Company's sole responsibility is to its Client and this document does not exonerate parties to a transaction from exercising all their rights and obligations under the transaction documents. This document cannot be reproduced except in full, without prior written approval of the Company. Any unauthorized alteration, forgery or falsification of the content or appearance of this document is unlawful and offenders may be prosecuted to the fullest extent of the law.

Date: 2014/4/29

### WLAN 802.11 a\_Screen back\_25mm\_CH 36\_Aux

Communication System: WLAN 802.11(5G) (0); Frequency: 5180 MHz

Medium parameters used:  $f = 5180 \text{ MHz}$ ;  $\sigma = 5.244 \text{ S/m}$ ;  $\epsilon_r = 50.067$ ;  $\rho = 1000 \text{ kg/m}^3$

Phantom section: Flat Section

#### DASY5 Configuration:

- Probe: EX3DV4 - SN3923; ConvF(4.33, 4.33, 4.33); Calibrated: 2013/6/12;
- Sensor-Surface: 2mm (Mechanical Surface Detection)
- Electronics: DAE4 Sn1260; Calibrated: 2013/5/3
- Phantom: Body;
- DASY52 52.8.7(1137); SEMCAD X 14.6.10(7164)

**Configuration/BODY/Area Scan (141x101x1):** Interpolated grid:  $dx=10 \text{ mm}$ ,  $dy=10 \text{ mm}$

Maximum value of SAR (interpolated) = 0.288 W/kg

#### Configuration/BODY/Zoom Scan (7x7x12)/Cube 0: Measurement grid:


$dx=4\text{mm}$ ,  $dy=4\text{mm}$ ,  $dz=2\text{mm}$

Reference Value = 1.972 V/m; Power Drift = -0.14 dB

Peak SAR (extrapolated) = 0.590 W/kg

**SAR(1 g) = 0.168 W/kg; SAR(10 g) = 0.074 W/kg**

Maximum value of SAR (measured) = 0.309 W/kg



0 dB = 0.288 W/kg = -5.41 dBW/kg

Unless otherwise stated the results shown in this test report refer only to the sample(s) tested and such sample(s) are retained for 90 days only.

除非另有說明，此報告結果僅對測試之樣品負責，同時此樣品僅保留90天。本報告未經本公司書面許可，不可部份複製。

This document is issued by the Company subject to its General Conditions of Service printed overleaf, available on request or accessible at [www.sgs.com/terms\\_and\\_conditions.htm](http://www.sgs.com/terms_and_conditions.htm) and, for electronic format documents, subject to Terms and Conditions for Electronic Documents at [www.sgs.com/terms\\_e-document.htm](http://www.sgs.com/terms_e-document.htm). Attention is drawn to the limitation of liability, indemnification and jurisdiction issues defined therein. Any holder of this document is advised that information contained hereon reflects the Company's findings at the time of its intervention only and within the limits of Client's instructions, if any. The Company's sole responsibility is to its Client and this document does not exonerate parties to a transaction from exercising all their rights and obligations under the transaction documents. This document cannot be reproduced except in full, without prior written approval of the Company. Any unauthorized alteration, forgery or falsification of the content or appearance of this document is unlawful and offenders may be prosecuted to the fullest extent of the law.

Date: 2014/4/29

**WLAN 802.11 ac(20M)\_Screen back\_25mm\_CH 40\_Aux**

Communication System: WLAN 802.11(5G) (0); Frequency: 5200 MHz

Medium parameters used:  $f = 5200 \text{ MHz}$ ;  $\sigma = 5.251 \text{ S/m}$ ;  $\epsilon_r = 49.876$ ;  $\rho = 1000 \text{ kg/m}^3$

Phantom section: Flat Section

DASY5 Configuration:

- Probe: EX3DV4 - SN3923; ConvF(4.33, 4.33, 4.33); Calibrated: 2013/6/12;
- Sensor-Surface: 2mm (Mechanical Surface Detection)
- Electronics: DAE4 Sn1260; Calibrated: 2013/5/3
- Phantom: Body;
- DASY52 52.8.7(1137); SEMCAD X 14.6.10(7164)

**Configuration/BODY/Area Scan (141x101x1):** Interpolated grid:  $dx=10 \text{ mm}$ ,  $dy=10 \text{ mm}$

Maximum value of SAR (interpolated) = 0.176 W/kg

**Configuration/BODY/Zoom Scan (7x7x12)/Cube 0:** Measurement grid:


$dx=4\text{mm}$ ,  $dy=4\text{mm}$ ,  $dz=2\text{mm}$

Reference Value = 1.598 V/m; Power Drift = 0.16 dB

Peak SAR (extrapolated) = 0.435 W/kg

**SAR(1 g) = 0.098 W/kg; SAR(10 g) = 0.043 W/kg**

Maximum value of SAR (measured) = 0.177 W/kg



0 dB = 0.176 W/kg = -7.54 dBW/kg

Unless otherwise stated the results shown in this test report refer only to the sample(s) tested and such sample(s) are retained for 90 days only.

除非另有說明，此報告結果僅對測試之樣品負責，同時此樣品僅保留90天。本報告未經本公司書面許可，不可部份複製。

This document is issued by the Company subject to its General Conditions of Service printed overleaf, available on request or accessible at [www.sgs.com/terms\\_and\\_conditions.htm](http://www.sgs.com/terms_and_conditions.htm) and, for electronic format documents, subject to Terms and Conditions for Electronic Documents at [www.sgs.com/terms\\_e-document.htm](http://www.sgs.com/terms_e-document.htm). Attention is drawn to the limitation of liability, indemnification and jurisdiction issues defined therein. Any holder of this document is advised that information contained hereon reflects the Company's findings at the time of its intervention only and within the limits of Client's instructions, if any. The Company's sole responsibility is to its Client and this document does not exonerate parties to a transaction from exercising all their rights and obligations under the transaction documents. This document cannot be reproduced except in full, without prior written approval of the Company. Any unauthorized alteration, forgery or falsification of the content or appearance of this document is unlawful and offenders may be prosecuted to the fullest extent of the law.

Date: 2014/4/29

### WLAN 802.11 ac(40M)\_Screen back\_25mm\_CH 46\_Aux

Communication System: WLAN 802.11(5G) (0); Frequency: 5230 MHz

Medium parameters used:  $f = 5230 \text{ MHz}$ ;  $\sigma = 5.334 \text{ S/m}$ ;  $\epsilon_r = 49.755$ ;  $\rho = 1000 \text{ kg/m}^3$

Phantom section: Flat Section

#### DASY5 Configuration:

- Probe: EX3DV4 - SN3923; ConvF(4.33, 4.33, 4.33); Calibrated: 2013/6/12;
- Sensor-Surface: 2mm (Mechanical Surface Detection)
- Electronics: DAE4 Sn1260; Calibrated: 2013/5/3
- Phantom: Body;
- DASY52 52.8.7(1137); SEMCAD X 14.6.10(7164)

**Configuration/BODY/Area Scan (141x101x1):** Interpolated grid:  $dx=10 \text{ mm}$ ,  $dy=10 \text{ mm}$

Maximum value of SAR (interpolated) = 0.206 W/kg

**Configuration/BODY/Zoom Scan (7x7x12)/Cube 0:** Measurement grid:


$dx=4\text{mm}$ ,  $dy=4\text{mm}$ ,  $dz=2\text{mm}$

Reference Value = 1.588 V/m; Power Drift = 0.10 dB

Peak SAR (extrapolated) = 0.427 W/kg

**SAR(1 g) = 0.112 W/kg; SAR(10 g) = 0.049 W/kg**

Maximum value of SAR (measured) = 0.211 W/kg



0 dB = 0.206 W/kg = -6.86 dBW/kg

Unless otherwise stated the results shown in this test report refer only to the sample(s) tested and such sample(s) are retained for 90 days only.

除非另有說明，此報告結果僅對測試之樣品負責，同時此樣品僅保留90天。本報告未經本公司書面許可，不可部份複製。

This document is issued by the Company subject to its General Conditions of Service printed overleaf, available on request or accessible at [www.sgs.com/terms\\_and\\_conditions.htm](http://www.sgs.com/terms_and_conditions.htm) and, for electronic format documents, subject to Terms and Conditions for Electronic Documents at [www.sgs.com/terms\\_e-document.htm](http://www.sgs.com/terms_e-document.htm). Attention is drawn to the limitation of liability, indemnification and jurisdiction issues defined therein. Any holder of this document is advised that information contained hereon reflects the Company's findings at the time of its intervention only and within the limits of Client's instructions, if any. The Company's sole responsibility is to its Client and this document does not exonerate parties to a transaction from exercising all their rights and obligations under the transaction documents. This document cannot be reproduced except in full, without prior written approval of the Company. Any unauthorized alteration, forgery or falsification of the content or appearance of this document is unlawful and offenders may be prosecuted to the fullest extent of the law.

Date: 2014/4/29

### WLAN 802.11 ac(80M)\_Screen back\_25mm\_CH 42\_Aux

Communication System: WLAN 802.11(5G) (0); Frequency: 5210 MHz

Medium parameters used:  $f = 5210 \text{ MHz}$ ;  $\sigma = 5.268 \text{ S/m}$ ;  $\epsilon_r = 49.811$ ;  $\rho = 1000 \text{ kg/m}^3$

Phantom section: Flat Section

#### DASY5 Configuration:

- Probe: EX3DV4 - SN3923; ConvF(4.33, 4.33, 4.33); Calibrated: 2013/6/12;
- Sensor-Surface: 2mm (Mechanical Surface Detection)
- Electronics: DAE4 Sn1260; Calibrated: 2013/5/3
- Phantom: Body;
- DASY52 52.8.7(1137); SEMCAD X 14.6.10(7164)

**Configuration/BODY/Area Scan (141x101x1):** Interpolated grid:  $dx=10 \text{ mm}$ ,  $dy=10 \text{ mm}$

Maximum value of SAR (interpolated) = 0.0541 W/kg

**Configuration/BODY/Zoom Scan (7x7x12)/Cube 0:** Measurement grid:


$dx=4\text{mm}$ ,  $dy=4\text{mm}$ ,  $dz=2\text{mm}$

Reference Value = 1.795 V/m; Power Drift = -0.04 dB

Peak SAR (extrapolated) = 0.144 W/kg

**SAR(1 g) = 0.032 W/kg; SAR(10 g) = 0.013 W/kg**

Maximum value of SAR (measured) = 0.0584 W/kg



0 dB = 0.0541 W/kg = -12.67 dBW/kg

Unless otherwise stated the results shown in this test report refer only to the sample(s) tested and such sample(s) are retained for 90 days only.

除非另有說明，此報告結果僅對測試之樣品負責，同時此樣品僅保留90天。本報告未經本公司書面許可，不可部份複製。

This document is issued by the Company subject to its General Conditions of Service printed overleaf, available on request or accessible at [www.sgs.com/terms\\_and\\_conditions.htm](http://www.sgs.com/terms_and_conditions.htm) and, for electronic format documents, subject to Terms and Conditions for Electronic Documents at [www.sgs.com/terms\\_e-document.htm](http://www.sgs.com/terms_e-document.htm). Attention is drawn to the limitation of liability, indemnification and jurisdiction issues defined therein. Any holder of this document is advised that information contained hereon reflects the Company's findings at the time of its intervention only and within the limits of Client's instructions, if any. The Company's sole responsibility is to its Client and this document does not exonerate parties to a transaction from exercising all their rights and obligations under the transaction documents. This document cannot be reproduced except in full, without prior written approval of the Company. Any unauthorized alteration, forgery or falsification of the content or appearance of this document is unlawful and offenders may be prosecuted to the fullest extent of the law.



Date: 2014/4/30

### WLAN 802.11 a\_Screen back\_25mm\_CH 60\_Aux

Communication System: WLAN 802.11(5G) (0); Frequency: 5300 MHz

Medium parameters used:  $f = 5300 \text{ MHz}$ ;  $\sigma = 5.423 \text{ S/m}$ ;  $\epsilon_r = 49.743$ ;  $\rho = 1000 \text{ kg/m}^3$

Phantom section: Flat Section

#### DASY5 Configuration:

- Probe: EX3DV4 - SN3923; ConvF(4.13, 4.13, 4.13); Calibrated: 2013/6/12;
- Sensor-Surface: 2mm (Mechanical Surface Detection)
- Electronics: DAE4 Sn1260; Calibrated: 2013/5/3
- Phantom: Body;
- DASY52 52.8.7(1137); SEMCAD X 14.6.10(7164)

**Configuration/BODY/Area Scan (141x101x1):** Interpolated grid:  $dx=10 \text{ mm}$ ,  $dy=10 \text{ mm}$

Maximum value of SAR (interpolated) = 0.263 W/kg

#### Configuration/BODY/Zoom Scan (7x7x12)/Cube 0: Measurement grid:

$dx=4\text{mm}$ ,  $dy=4\text{mm}$ ,  $dz=2\text{mm}$

Reference Value = 1.252 V/m; Power Drift = 0.03 dB

Peak SAR (extrapolated) = 0.576 W/kg

**SAR(1 g) = 0.148 W/kg; SAR(10 g) = 0.064 W/kg**

Maximum value of SAR (measured) = 0.276 W/kg



0 dB = 0.263 W/kg = -5.80 dBW/kg

Unless otherwise stated the results shown in this test report refer only to the sample(s) tested and such sample(s) are retained for 90 days only.

除非另有說明，此報告結果僅對測試之樣品負責，同時此樣品僅保留90天。本報告未經本公司書面許可，不可部份複製。

This document is issued by the Company subject to its General Conditions of Service printed overleaf, available on request or accessible at [www.sgs.com/terms\\_and\\_conditions.htm](http://www.sgs.com/terms_and_conditions.htm) and, for electronic format documents, subject to Terms and Conditions for Electronic Documents at [www.sgs.com/terms\\_e-document.htm](http://www.sgs.com/terms_e-document.htm). Attention is drawn to the limitation of liability, indemnification and jurisdiction issues defined therein. Any holder of this document is advised that information contained hereon reflects the Company's findings at the time of its intervention only and within the limits of Client's instructions, if any. The Company's sole responsibility is to its Client and this document does not exonerate parties to a transaction from exercising all their rights and obligations under the transaction documents. This document cannot be reproduced except in full, without prior written approval of the Company. Any unauthorized alteration, forgery or falsification of the content or appearance of this document is unlawful and offenders may be prosecuted to the fullest extent of the law.

Date: 2014/4/30

### WLAN 802.11 ac(20M)\_Screen back\_25mm\_CH 52\_Aux

Communication System: WLAN 802.11(5G) (0); Frequency: 5260 MHz

Medium parameters used:  $f = 5260$  MHz;  $\sigma = 5.429$  S/m;  $\epsilon_r = 49.825$ ;  $\rho = 1000$  kg/m<sup>3</sup>

Phantom section: Flat Section

#### DASY5 Configuration:

- Probe: EX3DV4 - SN3923; ConvF(4.13, 4.13, 4.13); Calibrated: 2013/6/12;
- Sensor-Surface: 2mm (Mechanical Surface Detection)
- Electronics: DAE4 Sn1260; Calibrated: 2013/5/3
- Phantom: Body;
- DASY52 52.8.7(1137); SEMCAD X 14.6.10(7164)

**Configuration/BODY/Area Scan (141x101x1):** Interpolated grid: dx=10 mm, dy=10 mm

Maximum value of SAR (interpolated) = 0.180 W/kg

**Configuration/BODY/Zoom Scan (7x7x12)/Cube 0:** Measurement grid:


dx=4mm, dy=4mm, dz=2mm

Reference Value = 1.785 V/m; Power Drift = -0.15 dB

Peak SAR (extrapolated) = 0.434 W/kg

**SAR(1 g) = 0.101 W/kg; SAR(10 g) = 0.044 W/kg**

Maximum value of SAR (measured) = 0.181 W/kg



0 dB = 0.180 W/kg = -7.45 dBW/kg

Unless otherwise stated the results shown in this test report refer only to the sample(s) tested and such sample(s) are retained for 90 days only.

除非另有說明，此報告結果僅對測試之樣品負責，同時此樣品僅保留90天。本報告未經本公司書面許可，不可部份複製。

This document is issued by the Company subject to its General Conditions of Service printed overleaf, available on request or accessible at [www.sgs.com/terms\\_and\\_conditions.htm](http://www.sgs.com/terms_and_conditions.htm) and, for electronic format documents, subject to Terms and Conditions for Electronic Documents at [www.sgs.com/terms\\_e-document.htm](http://www.sgs.com/terms_e-document.htm). Attention is drawn to the limitation of liability, indemnification and jurisdiction issues defined therein. Any holder of this document is advised that information contained hereon reflects the Company's findings at the time of its intervention only and within the limits of Client's instructions, if any. The Company's sole responsibility is to its Client and this document does not exonerate parties to a transaction from exercising all their rights and obligations under the transaction documents. This document cannot be reproduced except in full, without prior written approval of the Company. Any unauthorized alteration, forgery or falsification of the content or appearance of this document is unlawful and offenders may be prosecuted to the fullest extent of the law.

Date: 2014/4/30

**WLAN 802.11 ac(40M)\_Screen back\_25mm\_CH 54\_Aux**

Communication System: WLAN 802.11(5G) (0); Frequency: 5270 MHz

Medium parameters used:  $f = 5270 \text{ MHz}$ ;  $\sigma = 5.45 \text{ S/m}$ ;  $\epsilon_r = 49.848$ ;  $\rho = 1000 \text{ kg/m}^3$

Phantom section: Flat Section

DASY5 Configuration:

- Probe: EX3DV4 - SN3923; ConvF(4.13, 4.13, 4.13); Calibrated: 2013/6/12;
- Sensor-Surface: 2mm (Mechanical Surface Detection)
- Electronics: DAE4 Sn1260; Calibrated: 2013/5/3
- Phantom: Body;
- DASY52 52.8.7(1137); SEMCAD X 14.6.10(7164)

**Configuration/BODY/Area Scan (141x101x1):** Interpolated grid:  $dx=10 \text{ mm}$ ,  $dy=10 \text{ mm}$

Maximum value of SAR (interpolated) = 0.185 W/kg

**Configuration/BODY/Zoom Scan (7x7x12)/Cube 0:** Measurement grid:


$dx=4\text{mm}$ ,  $dy=4\text{mm}$ ,  $dz=2\text{mm}$

Reference Value = 1.823 V/m; Power Drift = -0.10 dB

Peak SAR (extrapolated) = 0.441 W/kg

**SAR(1 g) = 0.098 W/kg; SAR(10 g) = 0.042 W/kg**

Maximum value of SAR (measured) = 0.176 W/kg



0 dB = 0.185 W/kg = -7.33 dBW/kg

Unless otherwise stated the results shown in this test report refer only to the sample(s) tested and such sample(s) are retained for 90 days only.

除非另有說明，此報告結果僅對測試之樣品負責，同時此樣品僅保留90天。本報告未經本公司書面許可，不可部份複製。

This document is issued by the Company subject to its General Conditions of Service printed overleaf, available on request or accessible at [www.sgs.com/terms\\_and\\_conditions.htm](http://www.sgs.com/terms_and_conditions.htm) and, for electronic format documents, subject to Terms and Conditions for Electronic Documents at [www.sgs.com/terms\\_e-document.htm](http://www.sgs.com/terms_e-document.htm). Attention is drawn to the limitation of liability, indemnification and jurisdiction issues defined therein. Any holder of this document is advised that information contained hereon reflects the Company's findings at the time of its intervention only and within the limits of Client's instructions, if any. The Company's sole responsibility is to its Client and this document does not exonerate parties to a transaction from exercising all their rights and obligations under the transaction documents. This document cannot be reproduced except in full, without prior written approval of the Company. Any unauthorized alteration, forgery or falsification of the content or appearance of this document is unlawful and offenders may be prosecuted to the fullest extent of the law.

Date: 2014/4/30

**WLAN 802.11 ac(80M)\_Screen back\_25mm\_CH 58\_Aux**

Communication System: WLAN 802.11(5G) (0); Frequency: 5290 MHz

Medium parameters used:  $f = 5290 \text{ MHz}$ ;  $\sigma = 5.429 \text{ S/m}$ ;  $\epsilon_r = 49.796$ ;  $\rho = 1000 \text{ kg/m}^3$

Phantom section: Flat Section

DASY5 Configuration:

- Probe: EX3DV4 - SN3923; ConvF(4.13, 4.13, 4.13); Calibrated: 2013/6/12;
- Sensor-Surface: 2mm (Mechanical Surface Detection)
- Electronics: DAE4 Sn1260; Calibrated: 2013/5/3
- Phantom: Body;
- DASY52 52.8.7(1137); SEMCAD X 14.6.10(7164)

**Configuration/BODY/Area Scan (141x101x1):** Interpolated grid:  $dx=10 \text{ mm}$ ,  $dy=10 \text{ mm}$

Maximum value of SAR (interpolated) = 0.0535 W/kg

**Configuration/BODY/Zoom Scan (7x7x12)/Cube 0:** Measurement grid:

$dx=4\text{mm}$ ,  $dy=4\text{mm}$ ,  $dz=2\text{mm}$

Reference Value = 1.741 V/m; Power Drift = 0.13 dB

Peak SAR (extrapolated) = 0.112 W/kg

**SAR(1 g) = 0.027 W/kg; SAR(10 g) = 0.011 W/kg**

Maximum value of SAR (measured) = 0.0499 W/kg



0 dB = 0.0535 W/kg = -12.72 dBW/kg

Unless otherwise stated the results shown in this test report refer only to the sample(s) tested and such sample(s) are retained for 90 days only.

除非另有說明，此報告結果僅對測試之樣品負責，同時此樣品僅保留90天。本報告未經本公司書面許可，不可部份複製。

This document is issued by the Company subject to its General Conditions of Service printed overleaf, available on request or accessible at [www.sgs.com/terms\\_and\\_conditions.htm](http://www.sgs.com/terms_and_conditions.htm) and, for electronic format documents, subject to Terms and Conditions for Electronic Documents at [www.sgs.com/terms\\_e-document.htm](http://www.sgs.com/terms_e-document.htm). Attention is drawn to the limitation of liability, indemnification and jurisdiction issues defined therein. Any holder of this document is advised that information contained hereon reflects the Company's findings at the time of its intervention only and within the limits of Client's instructions, if any. The Company's sole responsibility is to its Client and this document does not exonerate parties to a transaction from exercising all their rights and obligations under the transaction documents. This document cannot be reproduced except in full, without prior written approval of the Company. Any unauthorized alteration, forgery or falsification of the content or appearance of this document is unlawful and offenders may be prosecuted to the fullest extent of the law.

Date: 2014/5/1

### WLAN 802.11 a\_Screen back\_25mm\_CH 132\_Aux

Communication System: WLAN 802.11(5G) (0); Frequency: 5660 MHz

Medium parameters used:  $f = 5660 \text{ MHz}$ ;  $\sigma = 5.79 \text{ S/m}$ ;  $\epsilon_r = 49.731$ ;  $\rho = 1000 \text{ kg/m}^3$

Phantom section: Flat Section

#### DASY5 Configuration:

- Probe: EX3DV4 - SN3923; ConvF(3.85, 3.85, 3.85); Calibrated: 2013/6/12;
- Sensor-Surface: 2mm (Mechanical Surface Detection)
- Electronics: DAE4 Sn1260; Calibrated: 2013/5/3
- Phantom: Body;
- DASY52 52.8.7(1137); SEMCAD X 14.6.10(7164)

**Configuration/BODY/Area Scan (141x101x1):** Interpolated grid:  $dx=10 \text{ mm}$ ,  $dy=10 \text{ mm}$

Maximum value of SAR (interpolated) = 0.400 W/kg

#### Configuration/BODY/Zoom Scan (7x7x12)/Cube 0: Measurement grid:


$dx=4\text{mm}$ ,  $dy=4\text{mm}$ ,  $dz=2\text{mm}$

Reference Value = 1.688 V/m; Power Drift = 0.15 dB

Peak SAR (extrapolated) = 0.928 W/kg

**SAR(1 g) = 0.209 W/kg; SAR(10 g) = 0.091 W/kg**

Maximum value of SAR (measured) = 0.401 W/kg



0 dB = 0.400 W/kg = -3.98 dBW/kg

Unless otherwise stated the results shown in this test report refer only to the sample(s) tested and such sample(s) are retained for 90 days only.

除非另有說明，此報告結果僅對測試之樣品負責，同時此樣品僅保留90天。本報告未經本公司書面許可，不可部份複製。

This document is issued by the Company subject to its General Conditions of Service printed overleaf, available on request or accessible at [www.sgs.com/terms\\_and\\_conditions.htm](http://www.sgs.com/terms_and_conditions.htm) and, for electronic format documents, subject to Terms and Conditions for Electronic Documents at [www.sgs.com/terms\\_e-document.htm](http://www.sgs.com/terms_e-document.htm). Attention is drawn to the limitation of liability, indemnification and jurisdiction issues defined therein. Any holder of this document is advised that information contained hereon reflects the Company's findings at the time of its intervention only and within the limits of Client's instructions, if any. The Company's sole responsibility is to its Client and this document does not exonerate parties to a transaction from exercising all their rights and obligations under the transaction documents. This document cannot be reproduced except in full, without prior written approval of the Company. Any unauthorized alteration, forgery or falsification of the content or appearance of this document is unlawful and offenders may be prosecuted to the fullest extent of the law.

Date: 2014/5/1

**WLAN 802.11 ac(20M)\_Screen back\_25mm\_CH 104\_Aux**

Communication System: WLAN 802.11(5G) (0); Frequency: 5520 MHz

Medium parameters used:  $f = 5520 \text{ MHz}$ ;  $\sigma = 5.584 \text{ S/m}$ ;  $\epsilon_r = 50.202$ ;  $\rho = 1000 \text{ kg/m}^3$

Phantom section: Flat Section

DASY5 Configuration:

- Probe: EX3DV4 - SN3923; ConvF(3.85, 3.85, 3.85); Calibrated: 2013/6/12;
- Sensor-Surface: 2mm (Mechanical Surface Detection)
- Electronics: DAE4 Sn1260; Calibrated: 2013/5/3
- Phantom: Body;
- DASY52 52.8.7(1137); SEMCAD X 14.6.10(7164)

**Configuration/BODY/Area Scan (141x101x1):** Interpolated grid:  $dx=10 \text{ mm}$ ,  $dy=10 \text{ mm}$

Maximum value of SAR (interpolated) = 0.299 W/kg

**Configuration/BODY/Zoom Scan (7x7x12)/Cube 0:** Measurement grid:


$dx=4\text{mm}$ ,  $dy=4\text{mm}$ ,  $dz=2\text{mm}$

Reference Value = 1.880 V/m; Power Drift = -0.14 dB

Peak SAR (extrapolated) = 0.630 W/kg

**SAR(1 g) = 0.152 W/kg; SAR(10 g) = 0.068 W/kg**

Maximum value of SAR (measured) = 0.293 W/kg



0 dB = 0.299 W/kg = -5.24 dBW/kg

Unless otherwise stated the results shown in this test report refer only to the sample(s) tested and such sample(s) are retained for 90 days only.

除非另有說明，此報告結果僅對測試之樣品負責，同時此樣品僅保留90天。本報告未經本公司書面許可，不可部份複製。

This document is issued by the Company subject to its General Conditions of Service printed overleaf, available on request or accessible at [www.sgs.com/terms\\_and\\_conditions.htm](http://www.sgs.com/terms_and_conditions.htm) and, for electronic format documents, subject to Terms and Conditions for Electronic Documents at [www.sgs.com/terms\\_e-document.htm](http://www.sgs.com/terms_e-document.htm). Attention is drawn to the limitation of liability, indemnification and jurisdiction issues defined therein. Any holder of this document is advised that information contained hereon reflects the Company's findings at the time of its intervention only and within the limits of Client's instructions, if any. The Company's sole responsibility is to its Client and this document does not exonerate parties to a transaction from exercising all their rights and obligations under the transaction documents. This document cannot be reproduced except in full, without prior written approval of the Company. Any unauthorized alteration, forgery or falsification of the content or appearance of this document is unlawful and offenders may be prosecuted to the fullest extent of the law.

Date: 2014/5/1

### WLAN 802.11 ac(40M)\_Screen back\_25mm\_CH 110\_Aux

Communication System: WLAN 802.11(5G) (0); Frequency: 5550 MHz

Medium parameters used:  $f = 5550 \text{ MHz}$ ;  $\sigma = 5.629 \text{ S/m}$ ;  $\epsilon_r = 49.932$ ;  $\rho = 1000 \text{ kg/m}^3$

Phantom section: Flat Section

#### DASY5 Configuration:

- Probe: EX3DV4 - SN3923; ConvF(3.85, 3.85, 3.85); Calibrated: 2013/6/12;
- Sensor-Surface: 2mm (Mechanical Surface Detection)
- Electronics: DAE4 Sn1260; Calibrated: 2013/5/3
- Phantom: Body;
- DASY52 52.8.7(1137); SEMCAD X 14.6.10(7164)

**Configuration/BODY/Area Scan (141x101x1):** Interpolated grid:  $dx=10 \text{ mm}$ ,  $dy=10 \text{ mm}$

Maximum value of SAR (interpolated) = 0.241 W/kg

**Configuration/BODY/Zoom Scan (7x7x12)/Cube 0:** Measurement grid:


$dx=4\text{mm}$ ,  $dy=4\text{mm}$ ,  $dz=2\text{mm}$

Reference Value = 1.981 V/m; Power Drift = -0.13 dB

Peak SAR (extrapolated) = 0.553 W/kg

**SAR(1 g) = 0.131 W/kg; SAR(10 g) = 0.057 W/kg**

Maximum value of SAR (measured) = 0.247 W/kg



0 dB = 0.241 W/kg = -6.18 dBW/kg

Unless otherwise stated the results shown in this test report refer only to the sample(s) tested and such sample(s) are retained for 90 days only.

除非另有說明，此報告結果僅對測試之樣品負責，同時此樣品僅保留90天。本報告未經本公司書面許可，不可部份複製。

This document is issued by the Company subject to its General Conditions of Service printed overleaf, available on request or accessible at [www.sgs.com/terms\\_and\\_conditions.htm](http://www.sgs.com/terms_and_conditions.htm) and, for electronic format documents, subject to Terms and Conditions for Electronic Documents at [www.sgs.com/terms\\_e-document.htm](http://www.sgs.com/terms_e-document.htm). Attention is drawn to the limitation of liability, indemnification and jurisdiction issues defined therein. Any holder of this document is advised that information contained hereon reflects the Company's findings at the time of its intervention only and within the limits of Client's instructions, if any. The Company's sole responsibility is to its Client and this document does not exonerate parties to a transaction from exercising all their rights and obligations under the transaction documents. This document cannot be reproduced except in full, without prior written approval of the Company. Any unauthorized alteration, forgery or falsification of the content or appearance of this document is unlawful and offenders may be prosecuted to the fullest extent of the law.

Date: 2014/5/1

### WLAN 802.11 ac(80M)\_Screen back\_25mm\_CH 106\_Aux

Communication System: WLAN 802.11(5G) (0); Frequency: 5530 MHz

Medium parameters used:  $f = 5530$  MHz;  $\sigma = 5.585$  S/m;  $\epsilon_r = 50.139$ ;  $\rho = 1000$  kg/m<sup>3</sup>

Phantom section: Flat Section

#### DASY5 Configuration:

- Probe: EX3DV4 - SN3923; ConvF(3.85, 3.85, 3.85); Calibrated: 2013/6/12;
- Sensor-Surface: 2mm (Mechanical Surface Detection)
- Electronics: DAE4 Sn1260; Calibrated: 2013/5/3
- Phantom: Body;
- DASY52 52.8.7(1137); SEMCAD X 14.6.10(7164)

**Configuration/BODY/Area Scan (141x101x1):** Interpolated grid: dx=10 mm, dy=10 mm

Maximum value of SAR (interpolated) = 0.0410 W/kg

#### Configuration/BODY/Zoom Scan (7x7x12)/Cube 0: Measurement grid:


dx=4mm, dy=4mm, dz=2mm

Reference Value = 2.143 V/m; Power Drift = -0.19 dB

Peak SAR (extrapolated) = 0.124 W/kg

**SAR(1 g) = 0.00671 W/kg; SAR(10 g) = 0.00209 W/kg**

Maximum value of SAR (measured) = 0.0196 W/kg



0 dB = 0.0410 W/kg = -13.87 dBW/kg

Unless otherwise stated the results shown in this test report refer only to the sample(s) tested and such sample(s) are retained for 90 days only.

除非另有說明，此報告結果僅對測試之樣品負責，同時此樣品僅保留90天。本報告未經本公司書面許可，不可部份複製。

This document is issued by the Company subject to its General Conditions of Service printed overleaf, available on request or accessible at [www.sgs.com/terms\\_and\\_conditions.htm](http://www.sgs.com/terms_and_conditions.htm) and, for electronic format documents, subject to Terms and Conditions for Electronic Documents at [www.sgs.com/terms\\_e-document.htm](http://www.sgs.com/terms_e-document.htm). Attention is drawn to the limitation of liability, indemnification and jurisdiction issues defined therein. Any holder of this document is advised that information contained hereon reflects the Company's findings at the time of its intervention only and within the limits of Client's instructions, if any. The Company's sole responsibility is to its Client and this document does not exonerate parties to a transaction from exercising all their rights and obligations under the transaction documents. This document cannot be reproduced except in full, without prior written approval of the Company. Any unauthorized alteration, forgery or falsification of the content or appearance of this document is unlawful and offenders may be prosecuted to the fullest extent of the law.



Date: 2014/5/2

### WLAN 802.11 a\_Screen back\_25mm\_CH 149\_Aux

Communication System: WLAN 802.11(5G) (0); Frequency: 5745 MHz

Medium parameters used:  $f = 5745 \text{ MHz}$ ;  $\sigma = 6.013 \text{ S/m}$ ;  $\epsilon_r = 48.454$ ;  $\rho = 1000 \text{ kg/m}^3$

Phantom section: Flat Section

#### DASY5 Configuration:

- Probe: EX3DV4 - SN3923; ConvF(3.94, 3.94, 3.94); Calibrated: 2013/6/12;
- Sensor-Surface: 2mm (Mechanical Surface Detection)
- Electronics: DAE4 Sn1260; Calibrated: 2013/5/3
- Phantom: Body;
- DASY52 52.8.7(1137); SEMCAD X 14.6.10(7164)

**Configuration/BODY/Area Scan (141x101x1):** Interpolated grid:  $dx=10 \text{ mm}$ ,  $dy=10 \text{ mm}$

Maximum value of SAR (interpolated) = 0.514 W/kg

#### Configuration/BODY/Zoom Scan (7x7x12)/Cube 0: Measurement grid:


$dx=4\text{mm}$ ,  $dy=4\text{mm}$ ,  $dz=2\text{mm}$

Reference Value = 1.907 V/m; Power Drift = -0.10 dB

Peak SAR (extrapolated) = 1.01 W/kg

**SAR(1 g) = 0.272 W/kg; SAR(10 g) = 0.115 W/kg**

Maximum value of SAR (measured) = 0.525 W/kg



0 dB = 0.514 W/kg = -2.89 dBW/kg

Unless otherwise stated the results shown in this test report refer only to the sample(s) tested and such sample(s) are retained for 90 days only.

除非另有說明，此報告結果僅對測試之樣品負責，同時此樣品僅保留90天。本報告未經本公司書面許可，不可部份複製。

This document is issued by the Company subject to its General Conditions of Service printed overleaf, available on request or accessible at [www.sgs.com/terms\\_and\\_conditions.htm](http://www.sgs.com/terms_and_conditions.htm) and, for electronic format documents, subject to Terms and Conditions for Electronic Documents at [www.sgs.com/terms\\_e-document.htm](http://www.sgs.com/terms_e-document.htm). Attention is drawn to the limitation of liability, indemnification and jurisdiction issues defined therein. Any holder of this document is advised that information contained hereon reflects the Company's findings at the time of its intervention only and within the limits of Client's instructions, if any. The Company's sole responsibility is to its Client and this document does not exonerate parties to a transaction from exercising all their rights and obligations under the transaction documents. This document cannot be reproduced except in full, without prior written approval of the Company. Any unauthorized alteration, forgery or falsification of the content or appearance of this document is unlawful and offenders may be prosecuted to the fullest extent of the law.

Date: 2014/5/2

### WLAN 802.11 ac(20M)\_Screen back\_25mm\_CH 157\_Aux

Communication System: WLAN 802.11(5G) (0); Frequency: 5785 MHz

Medium parameters used:  $f = 5785 \text{ MHz}$ ;  $\sigma = 6.069 \text{ S/m}$ ;  $\epsilon_r = 48.371$ ;  $\rho = 1000 \text{ kg/m}^3$

Phantom section: Flat Section

#### DASY5 Configuration:

- Probe: EX3DV4 - SN3923; ConvF(3.94, 3.94, 3.94); Calibrated: 2013/6/12;
- Sensor-Surface: 2mm (Mechanical Surface Detection)
- Electronics: DAE4 Sn1260; Calibrated: 2013/5/3
- Phantom: Body;
- DASY52 52.8.7(1137); SEMCAD X 14.6.10(7164)

**Configuration/BODY/Area Scan (141x101x1):** Interpolated grid:  $dx=10 \text{ mm}$ ,  $dy=10 \text{ mm}$

Maximum value of SAR (interpolated) = 0.349 W/kg

**Configuration/BODY/Zoom Scan (7x7x12)/Cube 0:** Measurement grid:


$dx=4\text{mm}$ ,  $dy=4\text{mm}$ ,  $dz=2\text{mm}$

Reference Value = 1.784 V/m; Power Drift = -0.11 dB

Peak SAR (extrapolated) = 0.708 W/kg

**SAR(1 g) = 0.180 W/kg; SAR(10 g) = 0.076 W/kg**

Maximum value of SAR (measured) = 0.349 W/kg



0 dB = 0.349 W/kg = -4.57 dBW/kg

Unless otherwise stated the results shown in this test report refer only to the sample(s) tested and such sample(s) are retained for 90 days only.

除非另有說明，此報告結果僅對測試之樣品負責，同時此樣品僅保留90天。本報告未經本公司書面許可，不可部份複製。

This document is issued by the Company subject to its General Conditions of Service printed overleaf, available on request or accessible at [www.sgs.com/terms\\_and\\_conditions.htm](http://www.sgs.com/terms_and_conditions.htm) and, for electronic format documents, subject to Terms and Conditions for Electronic Documents at [www.sgs.com/terms\\_e-document.htm](http://www.sgs.com/terms_e-document.htm). Attention is drawn to the limitation of liability, indemnification and jurisdiction issues defined therein. Any holder of this document is advised that information contained hereon reflects the Company's findings at the time of its intervention only and within the limits of Client's instructions, if any. The Company's sole responsibility is to its Client and this document does not exonerate parties to a transaction from exercising all their rights and obligations under the transaction documents. This document cannot be reproduced except in full, without prior written approval of the Company. Any unauthorized alteration, forgery or falsification of the content or appearance of this document is unlawful and offenders may be prosecuted to the fullest extent of the law.

Date: 2014/5/2

**WLAN 802.11 ac(40M)\_Screen back\_25mm\_CH 151\_Aux**

Communication System: WLAN 802.11(5G) (0); Frequency: 5755 MHz

Medium parameters used:  $f = 5755 \text{ MHz}$ ;  $\sigma = 6.025 \text{ S/m}$ ;  $\epsilon_r = 48.436$ ;  $\rho = 1000 \text{ kg/m}^3$

Phantom section: Flat Section

DASY5 Configuration:

- Probe: EX3DV4 - SN3923; ConvF(3.94, 3.94, 3.94); Calibrated: 2013/6/12;
- Sensor-Surface: 2mm (Mechanical Surface Detection)
- Electronics: DAE4 Sn1260; Calibrated: 2013/5/3
- Phantom: Body;
- DASY52 52.8.7(1137); SEMCAD X 14.6.10(7164)

**Configuration/BODY/Area Scan (141x101x1):** Interpolated grid:  $dx=10 \text{ mm}$ ,  $dy=10 \text{ mm}$

Maximum value of SAR (interpolated) = 0.267 W/kg

**Configuration/BODY/Zoom Scan (7x7x12)/Cube 0:** Measurement grid:


$dx=4\text{mm}$ ,  $dy=4\text{mm}$ ,  $dz=2\text{mm}$

Reference Value = 1.889 V/m; Power Drift = -0.13 dB

Peak SAR (extrapolated) = 0.602 W/kg

**SAR(1 g) = 0.140 W/kg; SAR(10 g) = 0.057 W/kg**

Maximum value of SAR (measured) = 0.285 W/kg



0 dB = 0.267 W/kg = -5.73 dBW/kg

Unless otherwise stated the results shown in this test report refer only to the sample(s) tested and such sample(s) are retained for 90 days only.

除非另有說明，此報告結果僅對測試之樣品負責，同時此樣品僅保留90天。本報告未經本公司書面許可，不可部份複製。

This document is issued by the Company subject to its General Conditions of Service printed overleaf, available on request or accessible at [www.sgs.com/terms\\_and\\_conditions.htm](http://www.sgs.com/terms_and_conditions.htm) and, for electronic format documents, subject to Terms and Conditions for Electronic Documents at [www.sgs.com/terms\\_e-document.htm](http://www.sgs.com/terms_e-document.htm). Attention is drawn to the limitation of liability, indemnification and jurisdiction issues defined therein. Any holder of this document is advised that information contained hereon reflects the Company's findings at the time of its intervention only and within the limits of Client's instructions, if any. The Company's sole responsibility is to its Client and this document does not exonerate parties to a transaction from exercising all their rights and obligations under the transaction documents. This document cannot be reproduced except in full, without prior written approval of the Company. Any unauthorized alteration, forgery or falsification of the content or appearance of this document is unlawful and offenders may be prosecuted to the fullest extent of the law.

Date: 2014/5/2

**WLAN 802.11 ac(80M)\_Screen back\_25mm\_CH 155\_Aux**

Communication System: WLAN 802.11(5G) (0); Frequency: 5775 MHz

Medium parameters used:  $f = 5775 \text{ MHz}$ ;  $\sigma = 6.05 \text{ S/m}$ ;  $\epsilon_r = 48.397$ ;  $\rho = 1000 \text{ kg/m}^3$

Phantom section: Flat Section

DASY5 Configuration:

- Probe: EX3DV4 - SN3923; ConvF(3.94, 3.94, 3.94); Calibrated: 2013/6/12;
- Sensor-Surface: 2mm (Mechanical Surface Detection)
- Electronics: DAE4 Sn1260; Calibrated: 2013/5/3
- Phantom: Body;
- DASY52 52.8.7(1137); SEMCAD X 14.6.10(7164)

**Configuration/BODY/Area Scan (141x101x1):** Interpolated grid:  $dx=10 \text{ mm}$ ,  $dy=10 \text{ mm}$

Maximum value of SAR (interpolated) = 0.0382 W/kg

**Configuration/BODY/Zoom Scan (7x7x12)/Cube 0:** Measurement grid:


$dx=4\text{mm}$ ,  $dy=4\text{mm}$ ,  $dz=2\text{mm}$

Reference Value = 1.452 V/m; Power Drift = 0.11 dB

Peak SAR (extrapolated) = 0.169 W/kg

**SAR(1 g) = 0.014 W/kg; SAR(10 g) = 0.00371 W/kg**

Maximum value of SAR (measured) = 0.0256 W/kg



0 dB = 0.0382 W/kg = -14.18 dBW/kg

Unless otherwise stated the results shown in this test report refer only to the sample(s) tested and such sample(s) are retained for 90 days only.

除非另有說明，此報告結果僅對測試之樣品負責，同時此樣品僅保留90天。本報告未經本公司書面許可，不可部份複製。

This document is issued by the Company subject to its General Conditions of Service printed overleaf, available on request or accessible at [www.sgs.com/terms\\_and\\_conditions.htm](http://www.sgs.com/terms_and_conditions.htm) and, for electronic format documents, subject to Terms and Conditions for Electronic Documents at [www.sgs.com/terms\\_e-document.htm](http://www.sgs.com/terms_e-document.htm). Attention is drawn to the limitation of liability, indemnification and jurisdiction issues defined therein. Any holder of this document is advised that information contained hereon reflects the Company's findings at the time of its intervention only and within the limits of Client's instructions, if any. The Company's sole responsibility is to its Client and this document does not exonerate parties to a transaction from exercising all their rights and obligations under the transaction documents. This document cannot be reproduced except in full, without prior written approval of the Company. Any unauthorized alteration, forgery or falsification of the content or appearance of this document is unlawful and offenders may be prosecuted to the fullest extent of the law.

**WLAN 802.11 n(20M)\_Right Side\_25mm\_CH 11\_MIMO**

Communication System: WLAN 802.11(2.45G) (0); Frequency: 2462 MHz

Medium parameters used:  $f = 2462 \text{ MHz}$ ;  $\sigma = 1.943 \text{ S/m}$ ;  $\epsilon_r = 51.077$ ;  $\rho = 1000 \text{ kg/m}^3$

Phantom section: Flat Section

DASY5 Configuration:

- Probe: EX3DV4 - SN3923; ConvF(7.55, 7.55, 7.55); Calibrated: 2013/6/12;
- Sensor-Surface: 2mm (Mechanical Surface Detection)
- Electronics: DAE4 Sn547; Calibrated: 2014/3/26
- Phantom: Body;
- DASY52 52.8.7(1137); SEMCAD X 14.6.10(7164)

**Configuration/BODY/Area Scan (61x201x1):** Interpolated grid:  $dx=12 \text{ mm}$ ,  $dy=12 \text{ mm}$

Maximum value of SAR (interpolated) = 0.0418 W/kg

**Configuration/BODY/Zoom Scan (7x7x7)/Cube 0:** Measurement grid:

$dx=5\text{mm}$ ,  $dy=5\text{mm}$ ,  $dz=5\text{mm}$

Reference Value = 3.827 V/m; Power Drift = -0.05 dB

Peak SAR (extrapolated) = 0.0540 W/kg

**SAR(1 g) = 0.030 W/kg; SAR(10 g) = 0.014 W/kg**

Maximum value of SAR (measured) = 0.0423 W/kg



0 dB = 0.0418 W/kg = -13.79 dBW/kg

Unless otherwise stated the results shown in this test report refer only to the sample(s) tested and such sample(s) are retained for 90 days only.

除非另有說明，此報告結果僅對測試之樣品負責，同時此樣品僅保留90天。本報告未經本公司書面許可，不可部份複製。

This document is issued by the Company subject to its General Conditions of Service printed overleaf, available on request or accessible at [www.sgs.com/terms\\_and\\_conditions.htm](http://www.sgs.com/terms_and_conditions.htm) and, for electronic format documents, subject to Terms and Conditions for Electronic Documents at [www.sgs.com/terms\\_e-document.htm](http://www.sgs.com/terms_e-document.htm). Attention is drawn to the limitation of liability, indemnification and jurisdiction issues defined therein. Any holder of this document is advised that information contained hereon reflects the Company's findings at the time of its intervention only and within the limits of Client's instructions, if any. The Company's sole responsibility is to its Client and this document does not exonerate parties to a transaction from exercising all their rights and obligations under the transaction documents. This document cannot be reproduced except in full, without prior written approval of the Company. Any unauthorized alteration, forgery or falsification of the content or appearance of this document is unlawful and offenders may be prosecuted to the fullest extent of the law.

Date: 2014/5/3

### WLAN 802.11 n(20M)\_Right Side\_25mm\_CH 48\_MIMO

Communication System: WLAN 802.11(5G) (0); Frequency: 5240 MHz

Medium parameters used:  $f = 5240$  MHz;  $\sigma = 5.443$  S/m;  $\epsilon_r = 48.715$ ;  $\rho = 1000$  kg/m<sup>3</sup>

Phantom section: Flat Section

#### DASY5 Configuration:

- Probe: EX3DV4 - SN3923; ConvF(4.33, 4.33, 4.33); Calibrated: 2013/6/12;
- Sensor-Surface: 2mm (Mechanical Surface Detection)
- Electronics: DAE4 Sn547; Calibrated: 2014/3/26
- Phantom: Body;
- DASY52 52.8.7(1137); SEMCAD X 14.6.10(7164)

**Configuration/BODY/Area Scan (81x251x1):** Interpolated grid: dx=10 mm, dy=10 mm

Maximum value of SAR (interpolated) = 0.223 W/kg

**Configuration/BODY/Zoom Scan (7x7x12)/Cube 0:** Measurement grid:


dx=4mm, dy=4mm, dz=2mm

Reference Value = 3.269 V/m; Power Drift = -0.06 dB

Peak SAR (extrapolated) = 0.359 W/kg

**SAR(1 g) = 0.101 W/kg; SAR(10 g) = 0.035 W/kg**

Maximum value of SAR (measured) = 0.223 W/kg



0 dB = 0.223 W/kg = -6.52 dBW/kg

Unless otherwise stated the results shown in this test report refer only to the sample(s) tested and such sample(s) are retained for 90 days only.

除非另有說明，此報告結果僅對測試之樣品負責，同時此樣品僅保留90天。本報告未經本公司書面許可，不可部份複製。

This document is issued by the Company subject to its General Conditions of Service printed overleaf, available on request or accessible at [www.sgs.com/terms\\_and\\_conditions.htm](http://www.sgs.com/terms_and_conditions.htm) and, for electronic format documents, subject to Terms and Conditions for Electronic Documents at [www.sgs.com/terms\\_e-document.htm](http://www.sgs.com/terms_e-document.htm). Attention is drawn to the limitation of liability, indemnification and jurisdiction issues defined therein. Any holder of this document is advised that information contained hereon reflects the Company's findings at the time of its intervention only and within the limits of Client's instructions, if any. The Company's sole responsibility is to its Client and this document does not exonerate parties to a transaction from exercising all their rights and obligations under the transaction documents. This document cannot be reproduced except in full, without prior written approval of the Company. Any unauthorized alteration, forgery or falsification of the content or appearance of this document is unlawful and offenders may be prosecuted to the fullest extent of the law.

Date: 2014/5/3

### WLAN 802.11 ac(20M)\_Right Side\_25mm\_CH 44\_MIMO

Communication System: WLAN 802.11(5G) (0); Frequency: 5220 MHz

Medium parameters used:  $f = 5220$  MHz;  $\sigma = 5.136$  S/m;  $\epsilon_r = 49.784$ ;  $\rho = 1000$  kg/m<sup>3</sup>

Phantom section: Flat Section

#### DASY5 Configuration:

- Probe: EX3DV4 - SN3923; ConvF(4.33, 4.33, 4.33); Calibrated: 2013/6/12;
- Sensor-Surface: 2mm (Mechanical Surface Detection)
- Electronics: DAE4 Sn547; Calibrated: 2014/3/26
- Phantom: Body;
- DASY52 52.8.7(1137); SEMCAD X 14.6.10(7164)

**Configuration/BODY/Area Scan (81x251x1):** Interpolated grid: dx=10 mm, dy=10 mm

Maximum value of SAR (interpolated) = 0.169 W/kg

**Configuration/BODY/Zoom Scan (7x7x12)/Cube 0:** Measurement grid:


dx=4mm, dy=4mm, dz=2mm

Reference Value = 2.537 V/m; Power Drift = 0.01 dB

Peak SAR (extrapolated) = 0.226 W/kg

**SAR(1 g) = 0.061 W/kg; SAR(10 g) = 0.023 W/kg**

Maximum value of SAR (measured) = 0.154 W/kg



0 dB = 0.169 W/kg = -7.72 dBW/kg

Unless otherwise stated the results shown in this test report refer only to the sample(s) tested and such sample(s) are retained for 90 days only.

除非另有說明，此報告結果僅對測試之樣品負責，同時此樣品僅保留90天。本報告未經本公司書面許可，不可部份複製。

This document is issued by the Company subject to its General Conditions of Service printed overleaf, available on request or accessible at [www.sgs.com/terms\\_and\\_conditions.htm](http://www.sgs.com/terms_and_conditions.htm) and, for electronic format documents, subject to Terms and Conditions for Electronic Documents at [www.sgs.com/terms\\_e-document.htm](http://www.sgs.com/terms_e-document.htm). Attention is drawn to the limitation of liability, indemnification and jurisdiction issues defined therein. Any holder of this document is advised that information contained hereon reflects the Company's findings at the time of its intervention only and within the limits of Client's instructions, if any. The Company's sole responsibility is to its Client and this document does not exonerate parties to a transaction from exercising all their rights and obligations under the transaction documents. This document cannot be reproduced except in full, without prior written approval of the Company. Any unauthorized alteration, forgery or falsification of the content or appearance of this document is unlawful and offenders may be prosecuted to the fullest extent of the law.

Date: 2014/5/3

### WLAN 802.11 ac(40M)\_Right Side\_25mm\_CH 46\_MIMO

Communication System: WLAN 802.11(5G) (0); Frequency: 5230 MHz

Medium parameters used:  $f = 5230 \text{ MHz}$ ;  $\sigma = 5.156 \text{ S/m}$ ;  $\epsilon_r = 49.617$ ;  $\rho = 1000 \text{ kg/m}^3$

Phantom section: Flat Section

#### DASY5 Configuration:

- Probe: EX3DV4 - SN3923; ConvF(4.33, 4.33, 4.33); Calibrated: 2013/6/12;
- Sensor-Surface: 2mm (Mechanical Surface Detection)
- Electronics: DAE4 Sn547; Calibrated: 2014/3/26
- Phantom: Body;
- DASY52 52.8.7(1137); SEMCAD X 14.6.10(7164)

**Configuration/BODY/Area Scan (81x251x1):** Interpolated grid:  $dx=10 \text{ mm}$ ,  $dy=10 \text{ mm}$

Maximum value of SAR (interpolated) = 0.180 W/kg

#### Configuration/BODY/Zoom Scan (7x7x12)/Cube 0: Measurement grid:


$dx=4\text{mm}$ ,  $dy=4\text{mm}$ ,  $dz=2\text{mm}$

Reference Value = 2.926 V/m; Power Drift = -0.07 dB

Peak SAR (extrapolated) = 0.249 W/kg

**SAR(1 g) = 0.069 W/kg; SAR(10 g) = 0.024 W/kg**

Maximum value of SAR (measured) = 0.161 W/kg



0 dB = 0.180 W/kg = -7.45 dBW/kg

Unless otherwise stated the results shown in this test report refer only to the sample(s) tested and such sample(s) are retained for 90 days only.

除非另有說明，此報告結果僅對測試之樣品負責，同時此樣品僅保留90天。本報告未經本公司書面許可，不可部份複製。

This document is issued by the Company subject to its General Conditions of Service printed overleaf, available on request or accessible at [www.sgs.com/terms\\_and\\_conditions.htm](http://www.sgs.com/terms_and_conditions.htm) and, for electronic format documents, subject to Terms and Conditions for Electronic Documents at [www.sgs.com/terms\\_e-document.htm](http://www.sgs.com/terms_e-document.htm). Attention is drawn to the limitation of liability, indemnification and jurisdiction issues defined therein. Any holder of this document is advised that information contained hereon reflects the Company's findings at the time of its intervention only and within the limits of Client's instructions, if any. The Company's sole responsibility is to its Client and this document does not exonerate parties to a transaction from exercising all their rights and obligations under the transaction documents. This document cannot be reproduced except in full, without prior written approval of the Company. Any unauthorized alteration, forgery or falsification of the content or appearance of this document is unlawful and offenders may be prosecuted to the fullest extent of the law.



Date: 2014/5/3

**WLAN 802.11 ac(80M)\_Right Side\_25mm\_CH 42\_MIMO**

Communication System: WLAN 802.11(5G) (0); Frequency: 5210 MHz

Medium parameters used:  $f = 5210 \text{ MHz}$ ;  $\sigma = 5.318 \text{ S/m}$ ;  $\epsilon_r = 49.415$ ;  $\rho = 1000 \text{ kg/m}^3$

Phantom section: Flat Section

DASY5 Configuration:

- Probe: EX3DV4 - SN3923; ConvF(4.33, 4.33, 4.33); Calibrated: 2013/6/12;
- Sensor-Surface: 2mm (Mechanical Surface Detection)
- Electronics: DAE4 Sn547; Calibrated: 2014/3/26
- Phantom: Body;
- DASY52 52.8.7(1137); SEMCAD X 14.6.10(7164)

**Configuration/BODY/Area Scan (81x251x1):** Interpolated grid:  $dx=10 \text{ mm}$ ,  $dy=10 \text{ mm}$

Maximum value of SAR (interpolated) = 0.0452 W/kg

**Configuration/BODY/Zoom Scan (7x7x12)/Cube 0:** Measurement grid:

$dx=4\text{mm}$ ,  $dy=4\text{mm}$ ,  $dz=2\text{mm}$

Reference Value = 1.413 V/m; Power Drift = 0.06 dB

Peak SAR (extrapolated) = 0.0900 W/kg

**SAR(1 g) = 0.00936 W/kg; SAR(10 g) = 0.0024 W/kg**

Maximum value of SAR (measured) = 0.0370 W/kg



0 dB = 0.0452 W/kg = -13.45 dBW/kg

Unless otherwise stated the results shown in this test report refer only to the sample(s) tested and such sample(s) are retained for 90 days only.

除非另有說明，此報告結果僅對測試之樣品負責，同時此樣品僅保留90天。本報告未經本公司書面許可，不可部份複製。

This document is issued by the Company subject to its General Conditions of Service printed overleaf, available on request or accessible at [www.sgs.com/terms\\_and\\_conditions.htm](http://www.sgs.com/terms_and_conditions.htm) and, for electronic format documents, subject to Terms and Conditions for Electronic Documents at [www.sgs.com/terms\\_e-document.htm](http://www.sgs.com/terms_e-document.htm). Attention is drawn to the limitation of liability, indemnification and jurisdiction issues defined therein. Any holder of this document is advised that information contained hereon reflects the Company's findings at the time of its intervention only and within the limits of Client's instructions, if any. The Company's sole responsibility is to its Client and this document does not exonerate parties to a transaction from exercising all their rights and obligations under the transaction documents. This document cannot be reproduced except in full, without prior written approval of the Company. Any unauthorized alteration, forgery or falsification of the content or appearance of this document is unlawful and offenders may be prosecuted to the fullest extent of the law.

Date: 2014/5/4

### WLAN 802.11 n(20M)\_Right Side\_25mm\_CH 52\_MIMO

Communication System: WLAN 802.11(5G) (0); Frequency: 5260 MHz

Medium parameters used:  $f = 5260 \text{ MHz}$ ;  $\sigma = 5.229 \text{ S/m}$ ;  $\epsilon_r = 49.625$ ;  $\rho = 1000 \text{ kg/m}^3$

Phantom section: Flat Section

#### DASY5 Configuration:

- Probe: EX3DV4 - SN3923; ConvF(4.13, 4.13, 4.13); Calibrated: 2013/6/12;
- Sensor-Surface: 2mm (Mechanical Surface Detection)
- Electronics: DAE4 Sn547; Calibrated: 2014/3/26
- Phantom: Body;
- DASY52 52.8.7(1137); SEMCAD X 14.6.10(7164)

**Configuration/BODY/Area Scan (81x251x1):** Interpolated grid:  $dx=10 \text{ mm}$ ,  $dy=10 \text{ mm}$

Maximum value of SAR (interpolated) = 0.494 W/kg

**Configuration/BODY/Zoom Scan (7x7x12)/Cube 0:** Measurement grid:


$dx=4\text{mm}$ ,  $dy=4\text{mm}$ ,  $dz=2\text{mm}$

Reference Value = 2.914 V/m; Power Drift = -0.06 dB

Peak SAR (extrapolated) = 0.457 W/kg

**SAR(1 g) = 0.124 W/kg; SAR(10 g) = 0.042 W/kg**

Maximum value of SAR (measured) = 0.254 W/kg



0 dB = 0.494 W/kg = -3.06 dBW/kg

Unless otherwise stated the results shown in this test report refer only to the sample(s) tested and such sample(s) are retained for 90 days only.

除非另有說明，此報告結果僅對測試之樣品負責，同時此樣品僅保留90天。本報告未經本公司書面許可，不可部份複製。

This document is issued by the Company subject to its General Conditions of Service printed overleaf, available on request or accessible at [www.sgs.com/terms\\_and\\_conditions.htm](http://www.sgs.com/terms_and_conditions.htm) and, for electronic format documents, subject to Terms and Conditions for Electronic Documents at [www.sgs.com/terms\\_e-document.htm](http://www.sgs.com/terms_e-document.htm). Attention is drawn to the limitation of liability, indemnification and jurisdiction issues defined therein. Any holder of this document is advised that information contained hereon reflects the Company's findings at the time of its intervention only and within the limits of Client's instructions, if any. The Company's sole responsibility is to its Client and this document does not exonerate parties to a transaction from exercising all their rights and obligations under the transaction documents. This document cannot be reproduced except in full, without prior written approval of the Company. Any unauthorized alteration, forgery or falsification of the content or appearance of this document is unlawful and offenders may be prosecuted to the fullest extent of the law.

Date: 2014/5/4

**WLAN 802.11 ac(20M)\_Right Side\_25mm\_CH 52\_MIMO**

Communication System: WLAN 802.11(5G) (0); Frequency: 5260 MHz

Medium parameters used:  $f = 5260 \text{ MHz}$ ;  $\sigma = 5.229 \text{ S/m}$ ;  $\epsilon_r = 49.625$ ;  $\rho = 1000 \text{ kg/m}^3$

Phantom section: Flat Section

DASY5 Configuration:

- Probe: EX3DV4 - SN3923; ConvF(4.13, 4.13, 4.13); Calibrated: 2013/6/12;
- Sensor-Surface: 2mm (Mechanical Surface Detection)
- Electronics: DAE4 Sn547; Calibrated: 2014/3/26
- Phantom: Body;
- DASY52 52.8.7(1137); SEMCAD X 14.6.10(7164)

**Configuration/BODY/Area Scan (81x251x1):** Interpolated grid:  $dx=10 \text{ mm}$ ,  $dy=10 \text{ mm}$

Maximum value of SAR (interpolated) = 0.301 W/kg

**Configuration/BODY/Zoom Scan (7x7x12)/Cube 0:** Measurement grid:

$dx=4\text{mm}$ ,  $dy=4\text{mm}$ ,  $dz=2\text{mm}$

Reference Value = 3.279 V/m; Power Drift = 0.12 dB

Peak SAR (extrapolated) = 0.435 W/kg

**SAR(1 g) = 0.120 W/kg; SAR(10 g) = 0.040 W/kg**

Maximum value of SAR (measured) = 0.252 W/kg



0 dB = 0.301 W/kg = -5.21 dBW/kg

Unless otherwise stated the results shown in this test report refer only to the sample(s) tested and such sample(s) are retained for 90 days only.

除非另有說明，此報告結果僅對測試之樣品負責，同時此樣品僅保留90天。本報告未經本公司書面許可，不可部份複製。

This document is issued by the Company subject to its General Conditions of Service printed overleaf, available on request or accessible at [www.sgs.com/terms\\_and\\_conditions.htm](http://www.sgs.com/terms_and_conditions.htm) and, for electronic format documents, subject to Terms and Conditions for Electronic Documents at [www.sgs.com/terms\\_e-document.htm](http://www.sgs.com/terms_e-document.htm). Attention is drawn to the limitation of liability, indemnification and jurisdiction issues defined therein. Any holder of this document is advised that information contained hereon reflects the Company's findings at the time of its intervention only and within the limits of Client's instructions, if any. The Company's sole responsibility is to its Client and this document does not exonerate parties to a transaction from exercising all their rights and obligations under the transaction documents. This document cannot be reproduced except in full, without prior written approval of the Company. Any unauthorized alteration, forgery or falsification of the content or appearance of this document is unlawful and offenders may be prosecuted to the fullest extent of the law.

Date: 2014/5/4

### WLAN 802.11 ac(40M)\_Right Side\_25mm\_CH 54\_MIMO

Communication System: WLAN 802.11(5G) (0); Frequency: 5270 MHz

Medium parameters used:  $f = 5270$  MHz;  $\sigma = 5.35$  S/m;  $\epsilon_r = 49.748$ ;  $\rho = 1000$  kg/m<sup>3</sup>

Phantom section: Flat Section

#### DASY5 Configuration:

- Probe: EX3DV4 - SN3923; ConvF(4.13, 4.13, 4.13); Calibrated: 2013/6/12;
- Sensor-Surface: 2mm (Mechanical Surface Detection)
- Electronics: DAE4 Sn547; Calibrated: 2014/3/26
- Phantom: Body;
- DASY52 52.8.7(1137); SEMCAD X 14.6.10(7164)

**Configuration/BODY/Area Scan (81x251x1):** Interpolated grid: dx=10 mm, dy=10 mm

Maximum value of SAR (interpolated) = 0.219 W/kg

#### Configuration/BODY/Zoom Scan (7x7x12)/Cube 0: Measurement grid:

dx=4mm, dy=4mm, dz=2mm

Reference Value = 3.003 V/m; Power Drift = -0.06 dB

Peak SAR (extrapolated) = 0.288 W/kg

**SAR(1 g) = 0.086 W/kg; SAR(10 g) = 0.031 W/kg**

Maximum value of SAR (measured) = 0.204 W/kg



0 dB = 0.219 W/kg = -6.60 dBW/kg

Unless otherwise stated the results shown in this test report refer only to the sample(s) tested and such sample(s) are retained for 90 days only.

除非另有說明，此報告結果僅對測試之樣品負責，同時此樣品僅保留90天。本報告未經本公司書面許可，不可部份複製。

This document is issued by the Company subject to its General Conditions of Service printed overleaf, available on request or accessible at [www.sgs.com/terms\\_and\\_conditions.htm](http://www.sgs.com/terms_and_conditions.htm) and, for electronic format documents, subject to Terms and Conditions for Electronic Documents at [www.sgs.com/terms\\_e-document.htm](http://www.sgs.com/terms_e-document.htm). Attention is drawn to the limitation of liability, indemnification and jurisdiction issues defined therein. Any holder of this document is advised that information contained hereon reflects the Company's findings at the time of its intervention only and within the limits of Client's instructions, if any. The Company's sole responsibility is to its Client and this document does not exonerate parties to a transaction from exercising all their rights and obligations under the transaction documents. This document cannot be reproduced except in full, without prior written approval of the Company. Any unauthorized alteration, forgery or falsification of the content or appearance of this document is unlawful and offenders may be prosecuted to the fullest extent of the law.

Date: 2014/5/4

### WLAN 802.11 ac(80M)\_Right Side\_25mm\_CH 58\_MIMO

Communication System: WLAN 802.11(5G) (0); Frequency: 5290 MHz

Medium parameters used:  $f = 5290$  MHz;  $\sigma = 5.329$  S/m;  $\epsilon_r = 49.696$ ;  $\rho = 1000$  kg/m<sup>3</sup>

Phantom section: Flat Section

#### DASY5 Configuration:

- Probe: EX3DV4 - SN3923; ConvF(4.13, 4.13, 4.13); Calibrated: 2013/6/12;
- Sensor-Surface: 2mm (Mechanical Surface Detection)
- Electronics: DAE4 Sn547; Calibrated: 2014/3/26
- Phantom: Body;
- DASY52 52.8.7(1137); SEMCAD X 14.6.10(7164)

**Configuration/BODY/Area Scan (81x251x1):** Interpolated grid: dx=10 mm, dy=10 mm

Maximum value of SAR (interpolated) = 0.164 W/kg

#### Configuration/BODY/Zoom Scan (7x7x12)/Cube 0: Measurement grid:

dx=4mm, dy=4mm, dz=2mm

Reference Value = 2.023 V/m; Power Drift = -0.08 dB

Peak SAR (extrapolated) = 0.819 W/kg

**SAR(1 g) = 0.065 W/kg; SAR(10 g) = 0.023 W/kg**

Maximum value of SAR (measured) = 0.0960 W/kg



0 dB = 0.164 W/kg = -7.85 dBW/kg

Unless otherwise stated the results shown in this test report refer only to the sample(s) tested and such sample(s) are retained for 90 days only.

除非另有說明，此報告結果僅對測試之樣品負責，同時此樣品僅保留90天。本報告未經本公司書面許可，不可部份複製。

This document is issued by the Company subject to its General Conditions of Service printed overleaf, available on request or accessible at [www.sgs.com/terms\\_and\\_conditions.htm](http://www.sgs.com/terms_and_conditions.htm) and, for electronic format documents, subject to Terms and Conditions for Electronic Documents at [www.sgs.com/terms\\_e-document.htm](http://www.sgs.com/terms_e-document.htm). Attention is drawn to the limitation of liability, indemnification and jurisdiction issues defined therein. Any holder of this document is advised that information contained hereon reflects the Company's findings at the time of its intervention only and within the limits of Client's instructions, if any. The Company's sole responsibility is to its Client and this document does not exonerate parties to a transaction from exercising all their rights and obligations under the transaction documents. This document cannot be reproduced except in full, without prior written approval of the Company. Any unauthorized alteration, forgery or falsification of the content or appearance of this document is unlawful and offenders may be prosecuted to the fullest extent of the law.

Date: 2014/5/5

### WLAN 802.11 n(20M)\_Right Side\_25mm\_CH 116\_MIMO

Communication System: WLAN 802.11(5G) (0); Frequency: 5580 MHz

Medium parameters used:  $f = 5580$  MHz;  $\sigma = 5.662$  S/m;  $\epsilon_r = 49.653$ ;  $\rho = 1000$  kg/m<sup>3</sup>

Phantom section: Flat Section

#### DASY5 Configuration:

- Probe: EX3DV4 - SN3923; ConvF(3.85, 3.85, 3.85); Calibrated: 2013/6/12;
- Sensor-Surface: 2mm (Mechanical Surface Detection)
- Electronics: DAE4 Sn547; Calibrated: 2014/3/26
- Phantom: Body;
- DASY52 52.8.7(1137); SEMCAD X 14.6.10(7164)

**Configuration/BODY/Area Scan (81x251x1):** Interpolated grid: dx=10 mm, dy=10 mm

Maximum value of SAR (interpolated) = 0.300 W/kg

#### Configuration/BODY/Zoom Scan (7x7x12)/Cube 0: Measurement grid:

dx=4mm, dy=4mm, dz=2mm

Reference Value = 4.877 V/m; Power Drift = -0.04 dB

Peak SAR (extrapolated) = 0.573 W/kg

**SAR(1 g) = 0.147 W/kg; SAR(10 g) = 0.053 W/kg**

Maximum value of SAR (measured) = 0.329 W/kg



0 dB = 0.300 W/kg = -5.23 dBW/kg

Unless otherwise stated the results shown in this test report refer only to the sample(s) tested and such sample(s) are retained for 90 days only.

除非另有說明，此報告結果僅對測試之樣品負責，同時此樣品僅保留90天。本報告未經本公司書面許可，不可部份複製。

This document is issued by the Company subject to its General Conditions of Service printed overleaf, available on request or accessible at [www.sgs.com/terms\\_and\\_conditions.htm](http://www.sgs.com/terms_and_conditions.htm) and, for electronic format documents, subject to Terms and Conditions for Electronic Documents at [www.sgs.com/terms\\_e-document.htm](http://www.sgs.com/terms_e-document.htm). Attention is drawn to the limitation of liability, indemnification and jurisdiction issues defined therein. Any holder of this document is advised that information contained hereon reflects the Company's findings at the time of its intervention only and within the limits of Client's instructions, if any. The Company's sole responsibility is to its Client and this document does not exonerate parties to a transaction from exercising all their rights and obligations under the transaction documents. This document cannot be reproduced except in full, without prior written approval of the Company. Any unauthorized alteration, forgery or falsification of the content or appearance of this document is unlawful and offenders may be prosecuted to the fullest extent of the law.

Date: 2014/5/5

### WLAN 802.11 ac(20M)\_Right Side\_25mm\_CH 108\_MIMO

Communication System: WLAN 802.11(5G) (0); Frequency: 5540 MHz

Medium parameters used:  $f = 5540 \text{ MHz}$ ;  $\sigma = 5.502 \text{ S/m}$ ;  $\epsilon_r = 50.135$ ;  $\rho = 1000 \text{ kg/m}^3$

Phantom section: Flat Section

#### DASY5 Configuration:

- Probe: EX3DV4 - SN3923; ConvF(3.85, 3.85, 3.85); Calibrated: 2013/6/12;
- Sensor-Surface: 2mm (Mechanical Surface Detection)
- Electronics: DAE4 Sn547; Calibrated: 2014/3/26
- Phantom: Body;
- DASY52 52.8.7(1137); SEMCAD X 14.6.10(7164)

**Configuration/BODY/Area Scan (81x251x1):** Interpolated grid:  $dx=10 \text{ mm}$ ,  $dy=10 \text{ mm}$

Maximum value of SAR (interpolated) = 0.353 W/kg

**Configuration/BODY/Zoom Scan (7x7x12)/Cube 0:** Measurement grid:

$dx=4\text{mm}$ ,  $dy=4\text{mm}$ ,  $dz=2\text{mm}$

Reference Value = 4.595 V/m; Power Drift = -0.09 dB

Peak SAR (extrapolated) = 0.646 W/kg

**SAR(1 g) = 0.168 W/kg; SAR(10 g) = 0.067 W/kg**

Maximum value of SAR (measured) = 0.333 W/kg



0 dB = 0.353 W/kg = -4.52 dBW/kg

Unless otherwise stated the results shown in this test report refer only to the sample(s) tested and such sample(s) are retained for 90 days only.

除非另有說明，此報告結果僅對測試之樣品負責，同時此樣品僅保留90天。本報告未經本公司書面許可，不可部份複製。

This document is issued by the Company subject to its General Conditions of Service printed overleaf, available on request or accessible at [www.sgs.com/terms\\_and\\_conditions.htm](http://www.sgs.com/terms_and_conditions.htm) and, for electronic format documents, subject to Terms and Conditions for Electronic Documents at [www.sgs.com/terms\\_e-document.htm](http://www.sgs.com/terms_e-document.htm). Attention is drawn to the limitation of liability, indemnification and jurisdiction issues defined therein. Any holder of this document is advised that information contained hereon reflects the Company's findings at the time of its intervention only and within the limits of Client's instructions, if any. The Company's sole responsibility is to its Client and this document does not exonerate parties to a transaction from exercising all their rights and obligations under the transaction documents. This document cannot be reproduced except in full, without prior written approval of the Company. Any unauthorized alteration, forgery or falsification of the content or appearance of this document is unlawful and offenders may be prosecuted to the fullest extent of the law.

Date: 2014/5/5

## WLAN 802.11 ac(40M)\_Right Side\_25mm\_CH 110\_MIMO

Communication System: WLAN 802.11(5G) (0); Frequency: 5550 MHz

Medium parameters used:  $f = 5550$  MHz;  $\sigma = 5.529$  S/m;  $\epsilon_r = 49.832$ ;  $\rho = 1000$  kg/m<sup>3</sup>

Phantom section: Flat Section

### DASY5 Configuration:

- Probe: EX3DV4 - SN3923; ConvF(3.85, 3.85, 3.85); Calibrated: 2013/6/12;
- Sensor-Surface: 2mm (Mechanical Surface Detection)
- Electronics: DAE4 Sn547; Calibrated: 2014/3/26
- Phantom: Body;
- DASY52 52.8.7(1137); SEMCAD X 14.6.10(7164)

**Configuration/BODY/Area Scan (81x251x1):** Interpolated grid: dx=10 mm, dy=10 mm

Maximum value of SAR (interpolated) = 0.234 W/kg

**Configuration/BODY/Zoom Scan (7x7x12)/Cube 0:** Measurement grid:

dx=4mm, dy=4mm, dz=2mm

Reference Value = 4.333 V/m; Power Drift = -0.10 dB

Peak SAR (extrapolated) = 0.534 W/kg

**SAR(1 g) = 0.113 W/kg; SAR(10 g) = 0.040 W/kg**

Maximum value of SAR (measured) = 0.252 W/kg



0 dB = 0.234 W/kg = -6.31 dBW/kg

Unless otherwise stated the results shown in this test report refer only to the sample(s) tested and such sample(s) are retained for 90 days only.

除非另有說明，此報告結果僅對測試之樣品負責，同時此樣品僅保留90天。本報告未經本公司書面許可，不可部份複製。

This document is issued by the Company subject to its General Conditions of Service printed overleaf, available on request or accessible at [www.sgs.com/terms\\_and\\_conditions.htm](http://www.sgs.com/terms_and_conditions.htm) and, for electronic format documents, subject to Terms and Conditions for Electronic Documents at [www.sgs.com/terms\\_e-document.htm](http://www.sgs.com/terms_e-document.htm). Attention is drawn to the limitation of liability, indemnification and jurisdiction issues defined therein. Any holder of this document is advised that information contained hereon reflects the Company's findings at the time of its intervention only and within the limits of Client's instructions, if any. The Company's sole responsibility is to its Client and this document does not exonerate parties to a transaction from exercising all their rights and obligations under the transaction documents. This document cannot be reproduced except in full, without prior written approval of the Company. Any unauthorized alteration, forgery or falsification of the content or appearance of this document is unlawful and offenders may be prosecuted to the fullest extent of the law.



**WLAN 802.11 ac(80M)\_Right Side\_25mm\_CH 106\_MIMO**

Communication System: WLAN 802.11(5G) (0); Frequency: 5530 MHz

Medium parameters used:  $f = 5530 \text{ MHz}$ ;  $\sigma = 5.485 \text{ S/m}$ ;  $\epsilon_r = 50.039$ ;  $\rho = 1000 \text{ kg/m}^3$

Phantom section: Flat Section

DASY5 Configuration:

- Probe: EX3DV4 - SN3923; ConvF(3.85, 3.85, 3.85); Calibrated: 2013/6/12;
- Sensor-Surface: 2mm (Mechanical Surface Detection)
- Electronics: DAE4 Sn547; Calibrated: 2014/3/26
- Phantom: Body;
- DASY52 52.8.7(1137); SEMCAD X 14.6.10(7164)

**Configuration/BODY/Area Scan (81x251x1):** Interpolated grid:  $dx=10 \text{ mm}$ ,  $dy=10 \text{ mm}$

Maximum value of SAR (interpolated) = 0.0659 W/kg

**Configuration/BODY/Zoom Scan (7x7x12)/Cube 0:** Measurement grid:

$dx=4\text{mm}$ ,  $dy=4\text{mm}$ ,  $dz=2\text{mm}$

Reference Value = 1.784 V/m; Power Drift = 0.10 dB

Peak SAR (extrapolated) = 0.196 W/kg

**SAR(1 g) = 0.026 W/kg; SAR(10 g) = 0.00754 W/kg**

Maximum value of SAR (measured) = 0.0655 W/kg



0 dB = 0.0659 W/kg = -11.81 dBW/kg

Unless otherwise stated the results shown in this test report refer only to the sample(s) tested and such sample(s) are retained for 90 days only.

除非另有說明，此報告結果僅對測試之樣品負責，同時此樣品僅保留90天。本報告未經本公司書面許可，不可部份複製。

This document is issued by the Company subject to its General Conditions of Service printed overleaf, available on request or accessible at [www.sgs.com/terms\\_and\\_conditions.htm](http://www.sgs.com/terms_and_conditions.htm) and, for electronic format documents, subject to Terms and Conditions for Electronic Documents at [www.sgs.com/terms\\_e-document.htm](http://www.sgs.com/terms_e-document.htm). Attention is drawn to the limitation of liability, indemnification and jurisdiction issues defined therein. Any holder of this document is advised that information contained hereon reflects the Company's findings at the time of its intervention only and within the limits of Client's instructions, if any. The Company's sole responsibility is to its Client and this document does not exonerate parties to a transaction from exercising all their rights and obligations under the transaction documents. This document cannot be reproduced except in full, without prior written approval of the Company. Any unauthorized alteration, forgery or falsification of the content or appearance of this document is unlawful and offenders may be prosecuted to the fullest extent of the law.

Date: 2014/5/6

### WLAN 802.11 n(20M)\_Screen back\_25mm\_CH 153\_MIMO

Communication System: WLAN 802.11(5G) (0); Frequency: 5765 MHz

Medium parameters used:  $f = 5765$  MHz;  $\sigma = 6.134$  S/m;  $\epsilon_r = 48.324$ ;  $\rho = 1000$  kg/m<sup>3</sup>

Phantom section: Flat Section

#### DASY5 Configuration:

- Probe: EX3DV4 - SN3923; ConvF(3.94, 3.94, 3.94); Calibrated: 2013/6/12;
- Sensor-Surface: 2mm (Mechanical Surface Detection)
- Electronics: DAE4 Sn547; Calibrated: 2014/3/26
- Phantom: Body;
- DASY52 52.8.7(1137); SEMCAD X 14.6.10(7164)

**Configuration/BODY/Area Scan (141x341x1):** Interpolated grid: dx=10 mm, dy=10 mm

Maximum value of SAR (interpolated) = 0.292 W/kg

#### Configuration/BODY/Zoom Scan (7x7x12)/Cube 0: Measurement grid:


dx=4mm, dy=4mm, dz=2mm

Reference Value = 1.878 V/m; Power Drift = -0.10 dB

Peak SAR (extrapolated) = 0.569 W/kg

**SAR(1 g) = 0.153 W/kg; SAR(10 g) = 0.066 W/kg**

Maximum value of SAR (measured) = 0.302 W/kg



0 dB = 0.292 W/kg = -5.35 dBW/kg

Unless otherwise stated the results shown in this test report refer only to the sample(s) tested and such sample(s) are retained for 90 days only.

除非另有說明，此報告結果僅對測試之樣品負責，同時此樣品僅保留90天。本報告未經本公司書面許可，不可部份複製。

This document is issued by the Company subject to its General Conditions of Service printed overleaf, available on request or accessible at [www.sgs.com/terms\\_and\\_conditions.htm](http://www.sgs.com/terms_and_conditions.htm) and, for electronic format documents, subject to Terms and Conditions for Electronic Documents at [www.sgs.com/terms\\_e-document.htm](http://www.sgs.com/terms_e-document.htm). Attention is drawn to the limitation of liability, indemnification and jurisdiction issues defined therein. Any holder of this document is advised that information contained hereon reflects the Company's findings at the time of its intervention only and within the limits of Client's instructions, if any. The Company's sole responsibility is to its Client and this document does not exonerate parties to a transaction from exercising all their rights and obligations under the transaction documents. This document cannot be reproduced except in full, without prior written approval of the Company. Any unauthorized alteration, forgery or falsification of the content or appearance of this document is unlawful and offenders may be prosecuted to the fullest extent of the law.

Date: 2014/5/6

### WLAN 802.11 ac(20M)\_Screen back\_25mm\_CH 161\_MIMO

Communication System: WLAN 802.11(5G) (0); Frequency: 5805 MHz

Medium parameters used:  $f = 5805$  MHz;  $\sigma = 6.195$  S/m;  $\epsilon_r = 48.216$ ;  $\rho = 1000$  kg/m<sup>3</sup>

Phantom section: Flat Section

#### DASY5 Configuration:

- Probe: EX3DV4 - SN3923; ConvF(3.94, 3.94, 3.94); Calibrated: 2013/6/12;
- Sensor-Surface: 2mm (Mechanical Surface Detection)
- Electronics: DAE4 Sn547; Calibrated: 2014/3/26
- Phantom: Body;
- DASY52 52.8.7(1137); SEMCAD X 14.6.10(7164)

**Configuration/BODY/Area Scan (141x341x1):** Interpolated grid: dx=10 mm, dy=10 mm

Maximum value of SAR (interpolated) = 0.341 W/kg

**Configuration/BODY/Zoom Scan (7x7x12)/Cube 0:** Measurement grid:


dx=4mm, dy=4mm, dz=2mm

Reference Value = 1.660 V/m; Power Drift = -0.10 dB

Peak SAR (extrapolated) = 0.864 W/kg

**SAR(1 g) = 0.176 W/kg; SAR(10 g) = 0.046 W/kg**

Maximum value of SAR (measured) = 0.342 W/kg



0 dB = 0.341 W/kg = -4.67 dBW/kg

Unless otherwise stated the results shown in this test report refer only to the sample(s) tested and such sample(s) are retained for 90 days only.

除非另有說明，此報告結果僅對測試之樣品負責，同時此樣品僅保留90天。本報告未經本公司書面許可，不可部份複製。

This document is issued by the Company subject to its General Conditions of Service printed overleaf, available on request or accessible at [www.sgs.com/terms\\_and\\_conditions.htm](http://www.sgs.com/terms_and_conditions.htm) and, for electronic format documents, subject to Terms and Conditions for Electronic Documents at [www.sgs.com/terms\\_e-document.htm](http://www.sgs.com/terms_e-document.htm). Attention is drawn to the limitation of liability, indemnification and jurisdiction issues defined therein. Any holder of this document is advised that information contained hereon reflects the Company's findings at the time of its intervention only and within the limits of Client's instructions, if any. The Company's sole responsibility is to its Client and this document does not exonerate parties to a transaction from exercising all their rights and obligations under the transaction documents. This document cannot be reproduced except in full, without prior written approval of the Company. Any unauthorized alteration, forgery or falsification of the content or appearance of this document is unlawful and offenders may be prosecuted to the fullest extent of the law.

Date: 2014/5/6

### WLAN 802.11 ac(40M)\_Screen back\_25mm\_CH 159\_MIMO

Communication System: WLAN 802.11(5G) (0); Frequency: 5795 MHz

Medium parameters used:  $f = 5795$  MHz;  $\sigma = 6.185$  S/m;  $\epsilon_r = 48.246$ ;  $\rho = 1000$  kg/m<sup>3</sup>

Phantom section: Flat Section

#### DASY5 Configuration:

- Probe: EX3DV4 - SN3923; ConvF(3.94, 3.94, 3.94); Calibrated: 2013/6/12;
- Sensor-Surface: 2mm (Mechanical Surface Detection)
- Electronics: DAE4 Sn547; Calibrated: 2014/3/26
- Phantom: Body;
- DASY52 52.8.7(1137); SEMCAD X 14.6.10(7164)

**Configuration/BODY/Area Scan (141x341x1):** Interpolated grid: dx=10 mm, dy=10 mm

Maximum value of SAR (interpolated) = 0.225 W/kg

#### Configuration/BODY/Zoom Scan (7x7x12)/Cube 0: Measurement grid:


dx=4mm, dy=4mm, dz=2mm

Reference Value = 2.217 V/m; Power Drift = -0.13 dB

Peak SAR (extrapolated) = 0.516 W/kg

**SAR(1 g) = 0.117 W/kg; SAR(10 g) = 0.049 W/kg**

Maximum value of SAR (measured) = 0.230 W/kg



0 dB = 0.225 W/kg = -6.48 dBW/kg

Unless otherwise stated the results shown in this test report refer only to the sample(s) tested and such sample(s) are retained for 90 days only.

除非另有說明，此報告結果僅對測試之樣品負責，同時此樣品僅保留90天。本報告未經本公司書面許可，不可部份複製。

This document is issued by the Company subject to its General Conditions of Service printed overleaf, available on request or accessible at [www.sgs.com/terms\\_and\\_conditions.htm](http://www.sgs.com/terms_and_conditions.htm) and, for electronic format documents, subject to Terms and Conditions for Electronic Documents at [www.sgs.com/terms\\_e-document.htm](http://www.sgs.com/terms_e-document.htm). Attention is drawn to the limitation of liability, indemnification and jurisdiction issues defined therein. Any holder of this document is advised that information contained hereon reflects the Company's findings at the time of its intervention only and within the limits of Client's instructions, if any. The Company's sole responsibility is to its Client and this document does not exonerate parties to a transaction from exercising all their rights and obligations under the transaction documents. This document cannot be reproduced except in full, without prior written approval of the Company. Any unauthorized alteration, forgery or falsification of the content or appearance of this document is unlawful and offenders may be prosecuted to the fullest extent of the law.

Date: 2014/5/6

**WLAN 802.11 ac(80M)\_Screen back\_25mm\_CH 155\_MIMO**

Communication System: WLAN 802.11(5G) (0); Frequency: 5775 MHz

Medium parameters used:  $f = 5775 \text{ MHz}$ ;  $\sigma = 6.15 \text{ S/m}$ ;  $\epsilon_r = 48.297$ ;  $\rho = 1000 \text{ kg/m}^3$

Phantom section: Flat Section

DASY5 Configuration:

- Probe: EX3DV4 - SN3923; ConvF(3.94, 3.94, 3.94); Calibrated: 2013/6/12;
- Sensor-Surface: 2mm (Mechanical Surface Detection)
- Electronics: DAE4 Sn547; Calibrated: 2014/3/26
- Phantom: Body;
- DASY52 52.8.7(1137); SEMCAD X 14.6.10(7164)

**Configuration/BODY/Area Scan (141x341x1):** Interpolated grid:  $dx=10 \text{ mm}$ ,  $dy=10 \text{ mm}$

Maximum value of SAR (interpolated) = 0.0864 W/kg

**Configuration/BODY/Zoom Scan (7x7x12)/Cube 0:** Measurement grid:


$dx=4\text{mm}$ ,  $dy=4\text{mm}$ ,  $dz=2\text{mm}$

Reference Value = 1.785 V/m; Power Drift = -0.07 dB

Peak SAR (extrapolated) = 0.301 W/kg

**SAR(1 g) = 0.044 W/kg; SAR(10 g) = 0.019 W/kg**

Maximum value of SAR (measured) = 0.0873 W/kg



0 dB = 0.0864 W/kg = -10.63 dBW/kg

Unless otherwise stated the results shown in this test report refer only to the sample(s) tested and such sample(s) are retained for 90 days only.

除非另有說明，此報告結果僅對測試之樣品負責，同時此樣品僅保留90天。本報告未經本公司書面許可，不可部份複製。

This document is issued by the Company subject to its General Conditions of Service printed overleaf, available on request or accessible at [www.sgs.com/terms\\_and\\_conditions.htm](http://www.sgs.com/terms_and_conditions.htm) and, for electronic format documents, subject to Terms and Conditions for Electronic Documents at [www.sgs.com/terms\\_e-document.htm](http://www.sgs.com/terms_e-document.htm). Attention is drawn to the limitation of liability, indemnification and jurisdiction issues defined therein. Any holder of this document is advised that information contained hereon reflects the Company's findings at the time of its intervention only and within the limits of Client's instructions, if any. The Company's sole responsibility is to its Client and this document does not exonerate parties to a transaction from exercising all their rights and obligations under the transaction documents. This document cannot be reproduced except in full, without prior written approval of the Company. Any unauthorized alteration, forgery or falsification of the content or appearance of this document is unlawful and offenders may be prosecuted to the fullest extent of the law.

## 5. SAR System Performance Verification

Date: 2014/4/28

### Dipole 2450 MHz\_SN:727

Communication System: UID 0, CW; Frequency: 2450 MHz

Medium parameters used:  $f = 2450$  MHz;  $\sigma = 1.938$  S/m;  $\epsilon_r = 52.362$ ;  $\rho = 1000$  kg/m<sup>3</sup>

Phantom section: Flat Section

DASY5 Configuration:

- Probe: EX3DV4 - SN3923; ConvF(7.55, 7.55, 7.55); Calibrated: 2013/6/12;
- Sensor-Surface: 2mm (Mechanical Surface Detection)
- Electronics: DAE4 Sn1260; Calibrated: 2013/5/3
- Phantom: Body;
- DASY52 52.8.7(1137); SEMCAD X 14.6.10(7164)

**Configuration/Pin=250mW/Area Scan (81x101x1):** Interpolated grid:

$dx=1.200$  mm,  $dy=1.200$  mm

Maximum value of SAR (interpolated) = 19.7 W/kg

**Configuration/Pin=250mW/Zoom Scan (7x7x7)/Cube 0:** Measurement


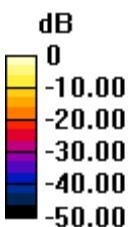
grid:  $dx=5$ mm,  $dy=5$ mm,  $dz=5$ mm

Reference Value = 95.175 V/m; Power Drift = 0.06 dB

Peak SAR (extrapolated) = 25.8 W/kg

**SAR(1 g) = 13 W/kg; SAR(10 g) = 6.2 W/kg**

Maximum value of SAR (measured) = 19.5 W/kg



0 dB = 19.7 W/kg = 12.94 dBW/kg

Unless otherwise stated the results shown in this test report refer only to the sample(s) tested and such sample(s) are retained for 90 days only.

除非另有說明，此報告結果僅對測試之樣品負責，同時此樣品僅保留90天。本報告未經本公司書面許可，不可部份複製。

This document is issued by the Company subject to its General Conditions of Service printed overleaf, available on request or accessible at [www.sgs.com/terms\\_and\\_conditions.htm](http://www.sgs.com/terms_and_conditions.htm) and, for electronic format documents, subject to Terms and Conditions for Electronic Documents at [www.sgs.com/terms\\_e-document.htm](http://www.sgs.com/terms_e-document.htm). Attention is drawn to the limitation of liability, indemnification and jurisdiction issues defined therein. Any holder of this document is advised that information contained hereon reflects the Company's findings at the time of its intervention only and within the limits of Client's instructions, if any. The Company's sole responsibility is to its Client and this document does not exonerate parties to a transaction from exercising all their rights and obligations under the transaction documents. This document cannot be reproduced except in full, without prior written approval of the Company. Any unauthorized alteration, forgery or falsification of the content or appearance of this document is unlawful and offenders may be prosecuted to the fullest extent of the law.

Date: 2014/4/29

## Dipole 5200 MHz\_SN:1023

Communication System: UID 0, CW; Frequency: 5200 MHz  
Medium parameters used:  $f = 5200$  MHz;  $\sigma = 5.251$  S/m;  $\epsilon_r = 49.876$ ;  $\rho = 1000$  kg/m<sup>3</sup>  
Phantom section: Flat Section

### DASY5 Configuration:


- Probe: EX3DV4 - SN3923; ConvF(4.33, 4.33, 4.33); Calibrated: 2013/6/12;
- Sensor-Surface: 2mm (Mechanical Surface Detection)
- Electronics: DAE4 Sn1260; Calibrated: 2013/5/3
- Phantom: Body;
- DASY52 52.8.7(1137); SEMCAD X 14.6.10(7164)

### Configuration/Pin=100mW/Area Scan (61x91x1): Interpolated grid:

$dx=1.000$  mm,  $dy=1.000$  mm  
Maximum value of SAR (interpolated) = 15.0 W/kg

### Configuration/Pin=100mW/Zoom Scan (7x7x12)/Cube 0: Measurement

grid:  $dx=4$ mm,  $dy=4$ mm,  $dz=2$ mm  
Reference Value = 57.476 V/m; Power Drift = -0.02 dB  
Peak SAR (extrapolated) = 26.1 W/kg  
**SAR(1 g) = 7.43 W/kg; SAR(10 g) = 2.18 W/kg**  
Maximum value of SAR (measured) = 14.8 W/kg



0 dB = 15.0 W/kg = 11.76 dBW/kg

Unless otherwise stated the results shown in this test report refer only to the sample(s) tested and such sample(s) are retained for 90 days only.

除非另有說明，此報告結果僅對測試之樣品負責，同時此樣品僅保留90天。本報告未經本公司書面許可，不可部份複製。

This document is issued by the Company subject to its General Conditions of Service printed overleaf, available on request or accessible at [www.sgs.com/terms\\_and\\_conditions.htm](http://www.sgs.com/terms_and_conditions.htm) and, for electronic format documents, subject to Terms and Conditions for Electronic Documents at [www.sgs.com/terms\\_e-document.htm](http://www.sgs.com/terms_e-document.htm). Attention is drawn to the limitation of liability, indemnification and jurisdiction issues defined therein. Any holder of this document is advised that information contained hereon reflects the Company's findings at the time of its intervention only and within the limits of Client's instructions, if any. The Company's sole responsibility is to its Client and this document does not exonerate parties to a transaction from exercising all their rights and obligations under the transaction documents. This document cannot be reproduced except in full, without prior written approval of the Company. Any unauthorized alteration, forgery or falsification of the content or appearance of this document is unlawful and offenders may be prosecuted to the fullest extent of the law.

Date: 2014/5/3

### Dipole 5200 MHz\_SN:1023

Communication System: CW; Frequency: 5200 MHz

Medium parameters used:  $f = 5200$  MHz;  $\sigma = 5.281$  S/m;  $\epsilon_r = 49.926$ ;  $\rho = 1000$  kg/m<sup>3</sup>

Phantom section: Flat Section

#### DASY5 Configuration:

- Probe: EX3DV4 - SN3923; ConvF(4.33, 4.33, 4.33); Calibrated: 2013/6/12;
- Sensor-Surface: 2mm (Mechanical Surface Detection)
- Electronics: DAE4 Sn547; Calibrated: 2014/3/26
- Phantom: Body;
- DASY52 52.8.7(1137); SEMCAD X 14.6.10(7164)

#### Configuration/Pin=100mW/Area Scan (61x91x1): Interpolated grid:

$dx=1.000$  mm,  $dy=1.000$  mm

Maximum value of SAR (interpolated) = 14.9 W/kg

#### Configuration/Pin=100mW/Zoom Scan (7x7x12)/Cube 0: Measurement


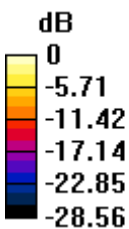
grid:  $dx=4$ mm,  $dy=4$ mm,  $dz=2$ mm

Reference Value = 57.146 V/m; Power Drift = -0.02 dB

Peak SAR (extrapolated) = 26.1 W/kg

**SAR(1 g) = 7.32 W/kg; SAR(10 g) = 2.15 W/kg**

Maximum value of SAR (measured) = 14.8 W/kg



0 dB = 15.0 W/kg = 11.76 dBW/kg

Unless otherwise stated the results shown in this test report refer only to the sample(s) tested and such sample(s) are retained for 90 days only.

除非另有說明，此報告結果僅對測試之樣品負責，同時此樣品僅保留90天。本報告未經本公司書面許可，不可部份複製。

This document is issued by the Company subject to its General Conditions of Service printed overleaf, available on request or accessible at [www.sgs.com/terms\\_and\\_conditions.htm](http://www.sgs.com/terms_and_conditions.htm) and, for electronic format documents, subject to Terms and Conditions for Electronic Documents at [www.sgs.com/terms\\_e-document.htm](http://www.sgs.com/terms_e-document.htm). Attention is drawn to the limitation of liability, indemnification and jurisdiction issues defined therein. Any holder of this document is advised that information contained hereon reflects the Company's findings at the time of its intervention only and within the limits of Client's instructions, if any. The Company's sole responsibility is to its Client and this document does not exonerate parties to a transaction from exercising all their rights and obligations under the transaction documents. This document cannot be reproduced except in full, without prior written approval of the Company. Any unauthorized alteration, forgery or falsification of the content or appearance of this document is unlawful and offenders may be prosecuted to the fullest extent of the law.



Date: 2014/4/30

## Dipole 5300 MHz\_SN:1023

Communication System: UID 0, CW; Frequency: 5300 MHz  
Medium parameters used:  $f = 5300$  MHz;  $\sigma = 5.423$  S/m;  $\epsilon_r = 49.743$ ;  $\rho = 1000$  kg/m<sup>3</sup>  
Phantom section: Flat Section

### DASY5 Configuration:


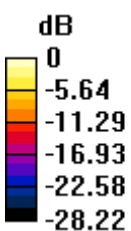
- Probe: EX3DV4 - SN3923; ConvF(4.33, 4.33, 4.33); Calibrated: 2013/6/12;
- Sensor-Surface: 2mm (Mechanical Surface Detection)
- Electronics: DAE4 Sn1260; Calibrated: 2013/5/3
- Phantom: Body;
- DASY52 52.8.7(1137); SEMCAD X 14.6.10(7164)

### Configuration/Pin=100mW/Area Scan (61x91x1): Interpolated grid:

$dx=1.000$  mm,  $dy=1.000$  mm  
Maximum value of SAR (interpolated) = 16.5 W/kg

### Configuration/Pin=100mW/Zoom Scan (7x7x12)/Cube 0: Measurement

grid:  $dx=4$ mm,  $dy=4$ mm,  $dz=2$ mm  
Reference Value = 57.700 V/m; Power Drift = 0.09 dB  
Peak SAR (extrapolated) = 29.2 W/kg  
**SAR(1 g) = 8.14 W/kg; SAR(10 g) = 2.21 W/kg**  
Maximum value of SAR (measured) = 16.3 W/kg



0 dB = 16.5 W/kg = 12.17 dBW/kg

Unless otherwise stated the results shown in this test report refer only to the sample(s) tested and such sample(s) are retained for 90 days only.

除非另有說明，此報告結果僅對測試之樣品負責，同時此樣品僅保留90天。本報告未經本公司書面許可，不可部份複製。

This document is issued by the Company subject to its General Conditions of Service printed overleaf, available on request or accessible at [www.sgs.com/terms\\_and\\_conditions.htm](http://www.sgs.com/terms_and_conditions.htm) and, for electronic format documents, subject to Terms and Conditions for Electronic Documents at [www.sgs.com/terms\\_e-document.htm](http://www.sgs.com/terms_e-document.htm). Attention is drawn to the limitation of liability, indemnification and jurisdiction issues defined therein. Any holder of this document is advised that information contained hereon reflects the Company's findings at the time of its intervention only and within the limits of Client's instructions, if any. The Company's sole responsibility is to its Client and this document does not exonerate parties to a transaction from exercising all their rights and obligations under the transaction documents. This document cannot be reproduced except in full, without prior written approval of the Company. Any unauthorized alteration, forgery or falsification of the content or appearance of this document is unlawful and offenders may be prosecuted to the fullest extent of the law.

**Dipole 5300 MHz\_SN:1023**

Communication System: CW; Frequency: 5300 MHz

Medium parameters used:  $f = 5300 \text{ MHz}$ ;  $\sigma = 5.323 \text{ S/m}$ ;  $\epsilon_r = 49.643$ ;  $\rho = 1000 \text{ kg/m}^3$

Phantom section: Flat Section

DASY5 Configuration:

- Probe: EX3DV4 - SN3923; ConvF(4.33, 4.33, 4.33); Calibrated: 2013/6/12;
- Sensor-Surface: 2mm (Mechanical Surface Detection)
- Electronics: DAE4 Sn547; Calibrated: 2014/3/26
- Phantom: Body;
- DASY52 52.8.7(1137); SEMCAD X 14.6.10(7164)

**Configuration/Pin=100mW/Area Scan (61x91x1):** Interpolated grid:

$dx=1.000 \text{ mm}$ ,  $dy=1.000 \text{ mm}$

Maximum value of SAR (interpolated) = 16.4 W/kg

**Configuration/Pin=100mW/Zoom Scan (7x7x12)/Cube 0:** Measurement


grid:  $dx=4\text{mm}$ ,  $dy=4\text{mm}$ ,  $dz=2\text{mm}$

Reference Value = 57.121 V/m; Power Drift = 0.09 dB

Peak SAR (extrapolated) = 29.2 W/kg

**SAR(1 g) = 8.12 W/kg; SAR(10 g) = 2.18 W/kg**

Maximum value of SAR (measured) = 16.3 W/kg



0 dB = 16.5 W/kg = 12.17 dBW/kg

Unless otherwise stated the results shown in this test report refer only to the sample(s) tested and such sample(s) are retained for 90 days only.

除非另有說明，此報告結果僅對測試之樣品負責，同時此樣品僅保留90天。本報告未經本公司書面許可，不可部份複製。

This document is issued by the Company subject to its General Conditions of Service printed overleaf, available on request or accessible at [www.sgs.com/terms\\_and\\_conditions.htm](http://www.sgs.com/terms_and_conditions.htm) and, for electronic format documents, subject to Terms and Conditions for Electronic Documents at [www.sgs.com/terms\\_e-document.htm](http://www.sgs.com/terms_e-document.htm). Attention is drawn to the limitation of liability, indemnification and jurisdiction issues defined therein. Any holder of this document is advised that information contained hereon reflects the Company's findings at the time of its intervention only and within the limits of Client's instructions, if any. The Company's sole responsibility is to its Client and this document does not exonerate parties to a transaction from exercising all their rights and obligations under the transaction documents. This document cannot be reproduced except in full, without prior written approval of the Company. Any unauthorized alteration, forgery or falsification of the content or appearance of this document is unlawful and offenders may be prosecuted to the fullest extent of the law.

Date: 2014/5/1

## Dipole 5600 MHz\_SN:1023

Communication System: UID 0, CW; Frequency: 5600 MHz  
Medium parameters used:  $f = 5600$  MHz;  $\sigma = 5.801$  S/m;  $\epsilon_r = 49.822$ ;  $\rho = 1000$  kg/m<sup>3</sup>  
Phantom section: Flat Section

### DASY5 Configuration:


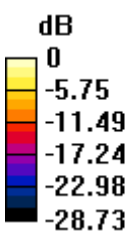
- Probe: EX3DV4 - SN3923; ConvF(4.33, 4.33, 4.33); Calibrated: 2013/6/12;
- Sensor-Surface: 2mm (Mechanical Surface Detection)
- Electronics: DAE4 Sn1260; Calibrated: 2013/5/3
- Phantom: Body;
- DASY52 52.8.7(1137); SEMCAD X 14.6.10(7164)

### Configuration/Pin=100mW/Area Scan (61x91x1): Interpolated grid:

$dx=1.000$  mm,  $dy=1.000$  mm  
Maximum value of SAR (interpolated) = 18.2 W/kg

### Configuration/Pin=100mW/Zoom Scan (7x7x12)/Cube 0: Measurement

grid:  $dx=4$ mm,  $dy=4$ mm,  $dz=2$ mm  
Reference Value = 59.720 V/m; Power Drift = 0.08 dB  
Peak SAR (extrapolated) = 31.8 W/kg  
**SAR(1 g) = 8.65 W/kg; SAR(10 g) = 2.4 W/kg**  
Maximum value of SAR (measured) = 17.7 W/kg



0 dB = 18.2 W/kg = 12.60 dBW/kg

Unless otherwise stated the results shown in this test report refer only to the sample(s) tested and such sample(s) are retained for 90 days only.

除非另有說明，此報告結果僅對測試之樣品負責，同時此樣品僅保留90天。本報告未經本公司書面許可，不可部份複製。

This document is issued by the Company subject to its General Conditions of Service printed overleaf, available on request or accessible at [www.sgs.com/terms\\_and\\_conditions.htm](http://www.sgs.com/terms_and_conditions.htm) and, for electronic format documents, subject to Terms and Conditions for Electronic Documents at [www.sgs.com/terms\\_e-document.htm](http://www.sgs.com/terms_e-document.htm). Attention is drawn to the limitation of liability, indemnification and jurisdiction issues defined therein. Any holder of this document is advised that information contained hereon reflects the Company's findings at the time of its intervention only and within the limits of Client's instructions, if any. The Company's sole responsibility is to its Client and this document does not exonerate parties to a transaction from exercising all their rights and obligations under the transaction documents. This document cannot be reproduced except in full, without prior written approval of the Company. Any unauthorized alteration, forgery or falsification of the content or appearance of this document is unlawful and offenders may be prosecuted to the fullest extent of the law.

Date: 2014/5/5

### Dipole 5600 MHz\_SN:1023

Communication System: CW; Frequency: 5600 MHz

Medium parameters used:  $f = 5600$  MHz;  $\sigma = 5.751$  S/m;  $\epsilon_r = 49.721$ ;  $\rho = 1000$  kg/m<sup>3</sup>

Phantom section: Flat Section

#### DASY5 Configuration:

- Probe: EX3DV4 - SN3923; ConvF(4.33, 4.33, 4.33); Calibrated: 2013/6/12;
- Sensor-Surface: 2mm (Mechanical Surface Detection)
- Electronics: DAE4 Sn547; Calibrated: 2014/3/26
- Phantom: Body;
- DASY52 52.8.7(1137); SEMCAD X 14.6.10(7164)

#### Configuration/Pin=100mW/Area Scan (61x91x1): Interpolated grid:

$dx=1.000$  mm,  $dy=1.000$  mm

Maximum value of SAR (interpolated) = 18.1 W/kg

#### Configuration/Pin=100mW/Zoom Scan (7x7x12)/Cube 0: Measurement


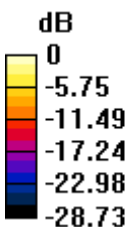
grid:  $dx=4$ mm,  $dy=4$ mm,  $dz=2$ mm

Reference Value = 59.420 V/m; Power Drift = 0.18 dB

Peak SAR (extrapolated) = 31.8 W/kg

**SAR(1 g) = 8.61 W/kg; SAR(10 g) = 2.38 W/kg**

Maximum value of SAR (measured) = 17.7 W/kg



0 dB = 18.2 W/kg = 12.60 dBW/kg

Unless otherwise stated the results shown in this test report refer only to the sample(s) tested and such sample(s) are retained for 90 days only.

除非另有說明，此報告結果僅對測試之樣品負責，同時此樣品僅保留90天。本報告未經本公司書面許可，不可部份複製。

This document is issued by the Company subject to its General Conditions of Service printed overleaf, available on request or accessible at [www.sgs.com/terms\\_and\\_conditions.htm](http://www.sgs.com/terms_and_conditions.htm) and, for electronic format documents, subject to Terms and Conditions for Electronic Documents at [www.sgs.com/terms\\_e-document.htm](http://www.sgs.com/terms_e-document.htm). Attention is drawn to the limitation of liability, indemnification and jurisdiction issues defined therein. Any holder of this document is advised that information contained hereon reflects the Company's findings at the time of its intervention only and within the limits of Client's instructions, if any. The Company's sole responsibility is to its Client and this document does not exonerate parties to a transaction from exercising all their rights and obligations under the transaction documents. This document cannot be reproduced except in full, without prior written approval of the Company. Any unauthorized alteration, forgery or falsification of the content or appearance of this document is unlawful and offenders may be prosecuted to the fullest extent of the law.

Date: 2014/5/2

## Dipole 5800 MHz\_SN:1023

Communication System: UID 0, CW; Frequency: 5800 MHz  
Medium parameters used:  $f = 5800$  MHz;  $\sigma = 6.087$  S/m;  $\epsilon_r = 48.355$ ;  $\rho = 1000$  kg/m<sup>3</sup>  
Phantom section: Flat Section

### DASY5 Configuration:

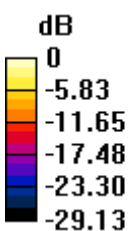
- Probe: EX3DV4 - SN3923; ConvF(4.33, 4.33, 4.33); Calibrated: 2013/6/12;
- Sensor-Surface: 2mm (Mechanical Surface Detection)
- Electronics: DAE4 Sn1260; Calibrated: 2013/5/3
- Phantom: Body;
- DASY52 52.8.7(1137); SEMCAD X 14.6.10(7164)

### Configuration/Pin=100mW/Area Scan (61x91x1): Interpolated grid:

$dx=1.000$  mm,  $dy=1.000$  mm  
Maximum value of SAR (interpolated) = 16.6 W/kg

### Configuration/Pin=100mW/Zoom Scan (7x7x12)/Cube 0: Measurement

grid:  $dx=4$ mm,  $dy=4$ mm,  $dz=2$ mm  
Reference Value = 55.224 V/m; Power Drift = 0.07 dB  
Peak SAR (extrapolated) = 28.0 W/kg  
**SAR(1 g) = 7.52 W/kg; SAR(10 g) = 2.18 W/kg**  
Maximum value of SAR (measured) = 15.4 W/kg



0 dB = 16.6 W/kg = 12.20 dBW/kg

Unless otherwise stated the results shown in this test report refer only to the sample(s) tested and such sample(s) are retained for 90 days only.

除非另有說明，此報告結果僅對測試之樣品負責，同時此樣品僅保留90天。本報告未經本公司書面許可，不可部份複製。

This document is issued by the Company subject to its General Conditions of Service printed overleaf, available on request or accessible at [www.sgs.com/terms\\_and\\_conditions.htm](http://www.sgs.com/terms_and_conditions.htm) and, for electronic format documents, subject to Terms and Conditions for Electronic Documents at [www.sgs.com/terms\\_e-document.htm](http://www.sgs.com/terms_e-document.htm). Attention is drawn to the limitation of liability, indemnification and jurisdiction issues defined therein. Any holder of this document is advised that information contained hereon reflects the Company's findings at the time of its intervention only and within the limits of Client's instructions, if any. The Company's sole responsibility is to its Client and this document does not exonerate parties to a transaction from exercising all their rights and obligations under the transaction documents. This document cannot be reproduced except in full, without prior written approval of the Company. Any unauthorized alteration, forgery or falsification of the content or appearance of this document is unlawful and offenders may be prosecuted to the fullest extent of the law.

Date: 2014/5/6

### Dipole 5800 MHz\_SN:1023

Communication System: CW; Frequency: 5800 MHz

Medium parameters used:  $f = 5800$  MHz;  $\sigma = 6.054$  S/m;  $\epsilon_r = 48.314$ ;  $\rho = 1000$  kg/m<sup>3</sup>

Phantom section: Flat Section

#### DASY5 Configuration:

- Probe: EX3DV4 - SN3923; ConvF(4.33, 4.33, 4.33); Calibrated: 2013/6/12;
- Sensor-Surface: 2mm (Mechanical Surface Detection)
- Electronics: DAE4 Sn547; Calibrated: 2014/3/26
- Phantom: Body;
- DASY52 52.8.7(1137); SEMCAD X 14.6.10(7164)

#### Configuration/Pin=100mW/Area Scan (61x91x1): Interpolated grid:

$dx=1.000$  mm,  $dy=1.000$  mm

Maximum value of SAR (interpolated) = 16.4 W/kg

#### Configuration/Pin=100mW/Zoom Scan (7x7x12)/Cube 0: Measurement


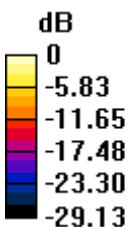
grid:  $dx=4$ mm,  $dy=4$ mm,  $dz=2$ mm

Reference Value = 55.014 V/m; Power Drift = 0.17 dB

Peak SAR (extrapolated) = 27.9 W/kg

**SAR(1 g) = 7.45 W/kg; SAR(10 g) = 2.16 W/kg**

Maximum value of SAR (measured) = 15.4 W/kg



0 dB = 16.6 W/kg = 12.20 dBW/kg

Unless otherwise stated the results shown in this test report refer only to the sample(s) tested and such sample(s) are retained for 90 days only.

除非另有說明，此報告結果僅對測試之樣品負責，同時此樣品僅保留90天。本報告未經本公司書面許可，不可部份複製。

This document is issued by the Company subject to its General Conditions of Service printed overleaf, available on request or accessible at [www.sgs.com/terms\\_and\\_conditions.htm](http://www.sgs.com/terms_and_conditions.htm) and, for electronic format documents, subject to Terms and Conditions for Electronic Documents at [www.sgs.com/terms\\_e-document.htm](http://www.sgs.com/terms_e-document.htm). Attention is drawn to the limitation of liability, indemnification and jurisdiction issues defined therein. Any holder of this document is advised that information contained hereon reflects the Company's findings at the time of its intervention only and within the limits of Client's instructions, if any. The Company's sole responsibility is to its Client and this document does not exonerate parties to a transaction from exercising all their rights and obligations under the transaction documents. This document cannot be reproduced except in full, without prior written approval of the Company. Any unauthorized alteration, forgery or falsification of the content or appearance of this document is unlawful and offenders may be prosecuted to the fullest extent of the law.

## 6. DAE & Probe Calibration Certificate

Calibration Laboratory of  
Schmid & Partner  
Engineering AG  
Zeughausstrasse 43, 8004 Zurich, Switzerland



S Schweizerischer Kalibrierdienst  
C Service suisse d'étalonnage  
S Servizio svizzero di taratura  
S Swiss Calibration Service

Accredited by the Swiss Accreditation Service (SAS)  
The Swiss Accreditation Service is one of the signatories to the EA  
Multilateral Agreement for the recognition of calibration certificates

Accreditation No.: SCS 108

Client SGS-TW (Auden)

Certificate No: DAE4-1260\_May13

### CALIBRATION CERTIFICATE

Object: DAE4 - SD 000 D04 BM - SN: 1260

Calibration procedure(s): QA CAL-06.v26  
Calibration procedure for the data acquisition electronics (DAE)

Calibration date: May 03, 2013

This calibration certificate documents the traceability to national standards, which realize the physical units of measurements (SI).  
The measurements and the uncertainties with confidence probability are given on the following pages and are part of the certificate.

All calibrations have been conducted in the closed laboratory facility: environment temperature (22 ± 3)°C and humidity < 70%.

Calibration Equipment used (M&TE critical for calibration)

Primary Standards	ID #	Cal Date (Certificate No.)	Scheduled Calibration
Keithley Multimeter Type 2001	SN: 0810278	02-Oct-12 (No.12728)	Oct-13
Secondary Standards	ID #	Check Date (in house)	Scheduled Check
Auto DAE Calibration Unit	SE UWS 053 AA 1001	07-Jan-13 (in house check)	In house check: Jan-14
Calibrator Box V2.1	SE UMS 006 AA 1002	07-Jan-13 (in house check)	In house check: Jan-14

	Name	Function	Signature
Calibrated by:	R. Mayoraz	Technician	<i>R. Mayoraz</i>
Approved by:	Flr Bornholt	Deputy Technical Manager	<i>Flr Bornholt</i>

issued: May 3, 2013

This calibration certificate shall not be reproduced except in full without written approval of the laboratory.

Certificate No: DAE4-1260\_May13

Page 1 of 5

Unless otherwise stated the results shown in this test report refer only to the sample(s) tested and such sample(s) are retained for 90 days only.

除非另有說明，此報告結果僅對測試之樣品負責，同時此樣品僅保留90天。本報告未經本公司書面許可，不可部份複製。

This document is issued by the Company subject to its General Conditions of Service printed overleaf, available on request or accessible at [www.sgs.com/terms\\_and\\_conditions.htm](http://www.sgs.com/terms_and_conditions.htm) and, for electronic format documents, subject to Terms and Conditions for Electronic Documents at [www.sgs.com/terms\\_e-document.htm](http://www.sgs.com/terms_e-document.htm). Attention is drawn to the limitation of liability, indemnification and jurisdiction issues defined therein. Any holder of this document is advised that information contained hereon reflects the Company's findings at the time of its intervention only and within the limits of Client's instructions, if any. The Company's sole responsibility is to its Client and this document does not exonerate parties to a transaction from exercising all their rights and obligations under the transaction documents. This document cannot be reproduced except in full, without prior written approval of the Company. Any unauthorized alteration, forgery or falsification of the content or appearance of this document is unlawful and offenders may be prosecuted to the fullest extent of the law.

**Calibration Laboratory of  
Schmid & Partner  
Engineering AG**  
Zeughausstrasse 43, 8004 Zurich, Switzerland



S Schweizerischer Kalibrierdienst  
C Service suisse d'étalonnage  
S Servizio svizzero di taratura  
S Swiss Calibration Service

Accredited by the Swiss Accreditation Service (SAS)  
The Swiss Accreditation Service is one of the signatories to the EA  
Multilateral Agreement for the recognition of calibration certificates

Accreditation No.: SCS 108

### Glossary

DAE data acquisition electronics  
Connector angle information used in DASY system to align probe sensor X to the robot coordinate system.

### Methods Applied and Interpretation of Parameters

- **DC Voltage Measurement:** Calibration Factor assessed for use in DASY system by comparison with a calibrated instrument traceable to national standards. The figure given corresponds to the full scale range of the voltmeter in the respective range.
- **Connector angle:** The angle of the connector is assessed measuring the angle mechanically by a tool inserted. Uncertainty is not required.
- The following parameters as documented in the Appendix contain technical information as a result from the performance test and require no uncertainty.
  - **DC Voltage Measurement Linearity:** Verification of the Linearity at +10% and -10% of the nominal calibration voltage. Influence of offset voltage is included in this measurement.
  - **Common mode sensitivity:** Influence of a positive or negative common mode voltage on the differential measurement.
  - **Channel separation:** Influence of a voltage on the neighbor channels not subject to an input voltage.
  - **AD Converter Values with inputs shorted:** Values on the internal AD converter corresponding to zero input voltage
  - **Input Offset Measurement:** Output voltage and statistical results over a large number of zero voltage measurements.
  - **Input Offset Current:** Typical value for information; Maximum channel input offset current, not considering the input resistance.
  - **Input resistance:** Typical value for information; DAE input resistance at the connector, during internal auto-zeroing and during measurement.
  - **Low Battery Alarm Voltage:** Typical value for information. Below this voltage, a battery alarm signal is generated.
  - **Power consumption:** Typical value for information. Supply currents in various operating modes.

Unless otherwise stated the results shown in this test report refer only to the sample(s) tested and such sample(s) are retained for 90 days only.

除非另有說明，此報告結果僅對測試之樣品負責，同時此樣品僅保留90天。本報告未經本公司書面許可，不可部份複製。

This document is issued by the Company subject to its General Conditions of Service printed overleaf, available on request or accessible at [www.sgs.com/terms\\_and\\_conditions.htm](http://www.sgs.com/terms_and_conditions.htm) and, for electronic format documents, subject to Terms and Conditions for Electronic Documents at [www.sgs.com/terms\\_e-document.htm](http://www.sgs.com/terms_e-document.htm). Attention is drawn to the limitation of liability, indemnification and jurisdiction issues defined therein. Any holder of this document is advised that information contained hereon reflects the Company's findings at the time of its intervention only and within the limits of Client's instructions, if any. The Company's sole responsibility is to its Client and this document does not exonerate parties to a transaction from exercising all their rights and obligations under the transaction documents. This document cannot be reproduced except in full, without prior written approval of the Company. Any unauthorized alteration, forgery or falsification of the content or appearance of this document is unlawful and offenders may be prosecuted to the fullest extent of the law.



**DC Voltage Measurement**

A/D - Converter Resolution nominal  
 High Range: 1LSB = 6.1 $\mu$ V , full range = -100...+300 mV  
 Low Range: 1LSB = 61nV , full range = -1.....+3mV  
 DASY measurement parameters: Auto Zero Time: 3 sec; Measuring time: 3 sec

Calibration Factors	X	Y	Z
High Range	406.022 $\pm$ 0.02% (k=2)	404.988 $\pm$ 0.02% (k=2)	405.575 $\pm$ 0.02% (k=2)
Low Range	3.95574 $\pm$ 1.50% (k=2)	4.01997 $\pm$ 1.50% (k=2)	4.00367 $\pm$ 1.50% (k=2)

**Connector Angle**

Connector Angle to be used in DASY system	85.5 $^{\circ}$ $\pm$ 1 $^{\circ}$
---	------------------------------------

Unless otherwise stated the results shown in this test report refer only to the sample(s) tested and such sample(s) are retained for 90 days only.

除非另有說明，此報告結果僅對測試之樣品負責，同時此樣品僅保留90天。本報告未經本公司書面許可，不可部份複製。

This document is issued by the Company subject to its General Conditions of Service printed overleaf, available on request or accessible at [www.sgs.com/terms\\_and\\_conditions.htm](http://www.sgs.com/terms_and_conditions.htm) and, for electronic format documents, subject to Terms and Conditions for Electronic Documents at [www.sgs.com/terms\\_e-document.htm](http://www.sgs.com/terms_e-document.htm). Attention is drawn to the limitation of liability, indemnification and jurisdiction issues defined therein. Any holder of this document is advised that information contained hereon reflects the Company's findings at the time of its intervention only and within the limits of Client's instructions, if any. The Company's sole responsibility is to its Client and this document does not exonerate parties to a transaction from exercising all their rights and obligations under the transaction documents. This document cannot be reproduced except in full, without prior written approval of the Company. Any unauthorized alteration, forgery or falsification of the content or appearance of this document is unlawful and offenders may be prosecuted to the fullest extent of the law.

Appendix

1. DC Voltage Linearity

High Range	Reading ( $\mu\text{V}$ )	Difference ( $\mu\text{V}$ )	Error (%)
Channel X + Input	199995.25	-0.61	-0.00
Channel X + Input	20002.51	2.55	0.01
Channel X - Input	-19997.65	3.41	-0.02
Channel Y + Input	199996.90	1.29	0.00
Channel Y + Input	19999.21	-0.82	-0.00
Channel Y - Input	-20002.81	-1.72	0.01
Channel Z + Input	199996.08	0.05	0.00
Channel Z + Input	20000.21	0.24	0.00
Channel Z - Input	-20002.01	-0.82	0.00

Low Range	Reading ( $\mu\text{V}$ )	Difference ( $\mu\text{V}$ )	Error (%)
Channel X + Input	2000.32	0.08	0.00
Channel X + Input	201.12	0.32	0.16
Channel X - Input	-198.54	0.64	-0.32
Channel Y + Input	1999.87	-0.37	-0.02
Channel Y + Input	199.82	-0.86	-0.43
Channel Y - Input	-199.99	-0.69	0.35
Channel Z + Input	1999.72	-0.47	-0.02
Channel Z + Input	199.92	-0.73	-0.37
Channel Z - Input	-199.77	-0.46	0.23

2. Common mode sensitivity

DASY measurement parameters: Auto Zero Time: 3 sec; Measuring time: 3 sec.

	Common mode Input Voltage (mV)	High Range Average Reading ( $\mu\text{V}$ )	Low Range Average Reading ( $\mu\text{V}$ )
Channel X	200	0.30	-1.55
	-200	3.24	1.37
Channel Y	200	12.54	11.97
	-200	-14.60	-14.70
Channel Z	200	-0.92	-0.66
	-200	-0.59	-0.63

3. Channel separation

DASY measurement parameters: Auto Zero Time: 3 sec; Measuring time: 3 sec.

	Input Voltage (mV)	Channel X ( $\mu\text{V}$ )	Channel Y ( $\mu\text{V}$ )	Channel Z ( $\mu\text{V}$ )
Channel X	200	-	5.57	-1.95
Channel Y	200	9.87	-	7.47
Channel Z	200	10.03	6.92	-

Unless otherwise stated the results shown in this test report refer only to the sample(s) tested and such sample(s) are retained for 90 days only.

除非另有說明，此報告結果僅對測試之樣品負責，同時此樣品僅保留90天。本報告未經本公司書面許可，不可部份複製。

This document is issued by the Company subject to its General Conditions of Service printed overleaf, available on request or accessible at [www.sgs.com/terms\\_and\\_conditions.htm](http://www.sgs.com/terms_and_conditions.htm) and, for electronic format documents, subject to Terms and Conditions for Electronic Documents at [www.sgs.com/terms\\_e-document.htm](http://www.sgs.com/terms_e-document.htm). Attention is drawn to the limitation of liability, indemnification and jurisdiction issues defined therein. Any holder of this document is advised that information contained hereon reflects the Company's findings at the time of its intervention only and within the limits of Client's instructions, if any. The Company's sole responsibility is to its Client and this document does not exonerate parties to a transaction from exercising all their rights and obligations under the transaction documents. This document cannot be reproduced except in full, without prior written approval of the Company. Any unauthorized alteration, forgery or falsification of the content or appearance of this document is unlawful and offenders may be prosecuted to the fullest extent of the law.

**4. AD-Converter Values with inputs shorted**

DASY measurement parameters: Auto Zero Time: 3 sec; Measuring time: 3 sec

	High Range (LSB)	Low Range (LSB)
Channel X	15916	15135
Channel Y	15816	15911
Channel Z	16041	16099

**5. Input Offset Measurement**

DASY measurement parameters: Auto Zero Time: 3 sec; Measuring time: 3 sec  
Input 10M $\Omega$

	Average ( $\mu$ V)	min. Offset ( $\mu$ V)	max. Offset ( $\mu$ V)	Std. Deviation ( $\mu$ V)
Channel X	-1.40	-2.24	0.17	0.43
Channel Y	-2.03	-3.15	0.29	0.50
Channel Z	-1.12	-2.10	-0.02	0.45

**6. Input Offset Current**

Nominal input circuitry offset current on all channels: <25fA

**7. Input Resistance** (Typical values for information)

	Zeroing (kOhm)	Measuring (MOhm)
Channel X	200	200
Channel Y	200	200
Channel Z	200	200

**8. Low Battery Alarm Voltage** (Typical values for information)

Typical values	Alarm Level (VDC)
Supply (+ Vcc)	+7.9
Supply (- Vcc)	-7.6

**9. Power Consumption** (Typical values for information)

Typical values	Switched off (mA)	Stand by (mA)	Transmitting (mA)
Supply (+ Vcc)	+0.01	+6	+14
Supply (- Vcc)	-0.01	-8	-8

Unless otherwise stated the results shown in this test report refer only to the sample(s) tested and such sample(s) are retained for 90 days only.

除非另有說明，此報告結果僅對測試之樣品負責，同時此樣品僅保留90天。本報告未經本公司書面許可，不可部份複製。

This document is issued by the Company subject to its General Conditions of Service printed overleaf, available on request or accessible at [www.sgs.com/terms\\_and\\_conditions.htm](http://www.sgs.com/terms_and_conditions.htm) and, for electronic format documents, subject to Terms and Conditions for Electronic Documents at [www.sgs.com/terms\\_e-document.htm](http://www.sgs.com/terms_e-document.htm). Attention is drawn to the limitation of liability, indemnification and jurisdiction issues defined therein. Any holder of this document is advised that information contained hereon reflects the Company's findings at the time of its intervention only and within the limits of Client's instructions, if any. The Company's sole responsibility is to its Client and this document does not exonerate parties to a transaction from exercising all their rights and obligations under the transaction documents. This document cannot be reproduced except in full, without prior written approval of the Company. Any unauthorized alteration, forgery or falsification of the content or appearance of this document is unlawful and offenders may be prosecuted to the fullest extent of the law.

**Calibration Laboratory of  
Schmid & Partner  
Engineering AG**  
Zeughausstrasse 43, 8004 Zurich, Switzerland



S Schweizerischer Kalibrierdienst  
S Service suisse d'étalonnage  
S Servizio svizzero di taratura  
S Swiss Calibration Service

Accredited by the Swiss Accreditation Service (SAS)  
The Swiss Accreditation Service is one of the signatories to the EA  
Multilateral Agreement for the recognition of calibration certificates

Accreditation No.: SCS 108

Client: **SGS - TW (Auden)**

Certificate No.: **DAE4-547\_Mar14**

## CALIBRATION CERTIFICATE

Object:	DAE4 - SD 000 D04 BM - SN: 547		
Calibration procedure(s):	QA CAL-06.v26 Calibration procedure for the data acquisition electronics (DAE)		
Calibration date:	March 26, 2014		
<p>This calibration certificate documents the traceability to national standards, which realize the physical units of measurements (SI). The measurements and the uncertainties with confidence probability are given on the following pages and are part of the certificate.</p> <p>All calibrations have been conducted in the closed laboratory facility, environment temperature (22 ± 0,1) and humidity &lt; 70%.</p> <p>Calibration Equipment used (M&amp;PE critical for calibration):</p>			
Primary Standards	ID #	Cal Date (Certificate No.)	Scheduled Calibration
Kieffley Millimeter Type 2001	SN: 081027H	01-Oct-10 (No: 13876)	Oct-14
Secondary Standards	ID #	Check Date (in house)	Scheduled Check
Auto DAE Calibration Unit	SE LMS 053 AA 1001	07-Jan-14 (in house check)	In house check: Jan-15
Calibrator-Box V2.1	SE LMS 005 AA 1002	07-Jan-14 (in house check)	In house check: Jan-15
Calibrated by:	Name: Eric Hantlek	Function: Technician	Signature: 
Approved by:	Ern Bommeli	Deputy Technical Manager	
			Issue: March 26, 2014
This calibration certificate shall not be reproduced except in full without written approval of the laboratory.			

Certificate No.: DAE4-547\_Mar14

Page 1 of 5

Unless otherwise stated the results shown in this test report refer only to the sample(s) tested and such sample(s) are retained for 90 days only.

除非另有說明，此報告結果僅對測試之樣品負責，同時此樣品僅保留90天。本報告未經本公司書面許可，不可部份複製。

This document is issued by the Company subject to its General Conditions of Service printed overleaf, available on request or accessible at [www.sgs.com/terms\\_and\\_conditions.htm](http://www.sgs.com/terms_and_conditions.htm) and, for electronic format documents, subject to Terms and Conditions for Electronic Documents at [www.sgs.com/terms\\_e-document.htm](http://www.sgs.com/terms_e-document.htm). Attention is drawn to the limitation of liability, indemnification and jurisdiction issues defined therein. Any holder of this document is advised that information contained hereon reflects the Company's findings at the time of its intervention only and within the limits of Client's instructions, if any. The Company's sole responsibility is to its Client and this document does not exonerate parties to a transaction from exercising all their rights and obligations under the transaction documents. This document cannot be reproduced except in full, without prior written approval of the Company. Any unauthorized alteration, forgery or falsification of the content or appearance of this document is unlawful and offenders may be prosecuted to the fullest extent of the law.

**Calibration Laboratory of  
Schmid & Partner  
Engineering AG**  
Zeughausstrasse 43, 8004 Zurich, Switzerland



**S** Schweizerischer Kalibrierdienst  
**C** Service suisse d'étalonnage  
**S** Servizio svizzero di taratura  
**S** Swiss Calibration Service

Accredited by the Swiss Accreditation Service (SAS)  
The Swiss Accreditation Service is one of the signatories to the EA  
Multilateral Agreement for the recognition of calibration certificates

Accreditation No.: **SCS 108**

### Glossary

**DAE** data acquisition electronics  
**Connector angle** information used in DASY system to align probe sensor X to the robot coordinate system.

### Methods Applied and Interpretation of Parameters

- **DC Voltage Measurement:** Calibration Factor assessed for use in DASY system by comparison with a calibrated instrument traceable to national standards. The figure given corresponds to the full scale range of the voltmeter in the respective range.
- **Connector angle:** The angle of the connector is assessed measuring the angle mechanically by a tool inserted. Uncertainty is not required.
- The following parameters as documented in the Appendix contain technical information as a result from the performance test and require no uncertainty.
  - **DC Voltage Measurement Linearity:** Verification of the Linearity at +10% and -10% of the nominal calibration voltage. Influence of offset voltage is included in this measurement.
  - **Common mode sensitivity:** Influence of a positive or negative common mode voltage on the differential measurement.
  - **Channel separation:** Influence of a voltage on the neighbor channels not subject to an input voltage.
  - **AD Converter Values with inputs shorted:** Values on the internal AD converter corresponding to zero input voltage
  - **Input Offset Measurement:** Output voltage and statistical results over a large number of zero voltage measurements.
  - **Input Offset Current:** Typical value for information; Maximum channel input offset current, not considering the input resistance.
  - **Input resistance:** Typical value for information; DAE input resistance at the connector, during internal auto-zeroing and during measurement.
  - **Low Battery Alarm Voltage:** Typical value for information. Below this voltage, a battery alarm signal is generated.
  - **Power consumption:** Typical value for information. Supply currents in various operating modes.

Unless otherwise stated the results shown in this test report refer only to the sample(s) tested and such sample(s) are retained for 90 days only.

除非另有說明，此報告結果僅對測試之樣品負責，同時此樣品僅保留90天。本報告未經本公司書面許可，不可部份複製。

This document is issued by the Company subject to its General Conditions of Service printed overleaf, available on request or accessible at [www.sgs.com/terms\\_and\\_conditions.htm](http://www.sgs.com/terms_and_conditions.htm) and, for electronic format documents, subject to Terms and Conditions for Electronic Documents at [www.sgs.com/terms\\_e-document.htm](http://www.sgs.com/terms_e-document.htm). Attention is drawn to the limitation of liability, indemnification and jurisdiction issues defined therein. Any holder of this document is advised that information contained hereon reflects the Company's findings at the time of its intervention only and within the limits of Client's instructions, if any. The Company's sole responsibility is to its Client and this document does not exonerate parties to a transaction from exercising all their rights and obligations under the transaction documents. This document cannot be reproduced except in full, without prior written approval of the Company. Any unauthorized alteration, forgery or falsification of the content or appearance of this document is unlawful and offenders may be prosecuted to the fullest extent of the law.

**DC Voltage Measurement**

A/D - Converter Resolution nominal

High Range: 1LSB = 6.1µV , full range = -100...+300 mV  
Low Range: 1LSB = 61nV , full range = -1.....+3mV

DASY measurement parameters: Auto Zero Time: 3 sec; Measuring time: 3 sec

Calibration Factors	X	Y	Z
High Range	404.032 ± 0.02% (k=2)	404.058 ± 0.02% (k=2)	404.202 ± 0.02% (k=2)
Low Range	3.95713 ± 1.50% (k=2)	3.96202 ± 1.50% (k=2)	3.97561 ± 1.50% (k=2)

**Connector Angle**

Connector Angle to be used in DASY system	158.0 ° ± 1 °
---	---------------

Unless otherwise stated the results shown in this test report refer only to the sample(s) tested and such sample(s) are retained for 90 days only.

除非另有說明，此報告結果僅對測試之樣品負責，同時此樣品僅保留90天。本報告未經本公司書面許可，不可部份複製。

This document is issued by the Company subject to its General Conditions of Service printed overleaf, available on request or accessible at [www.sgs.com/terms\\_and\\_conditions.htm](http://www.sgs.com/terms_and_conditions.htm) and, for electronic format documents, subject to Terms and Conditions for Electronic Documents at [www.sgs.com/terms\\_e-document.htm](http://www.sgs.com/terms_e-document.htm). Attention is drawn to the limitation of liability, indemnification and jurisdiction issues defined therein. Any holder of this document is advised that information contained hereon reflects the Company's findings at the time of its intervention only and within the limits of Client's instructions, if any. The Company's sole responsibility is to its Client and this document does not exonerate parties to a transaction from exercising all their rights and obligations under the transaction documents. This document cannot be reproduced except in full, without prior written approval of the Company. Any unauthorized alteration, forgery or falsification of the content or appearance of this document is unlawful and offenders may be prosecuted to the fullest extent of the law.

**Appendix**

**1. DC Voltage Linearity**

High Range	Reading ( $\mu\text{V}$ )	Difference ( $\mu\text{V}$ )	Error (%)
Channel X + Input	199995.43	-0.60	-0.00
Channel X + Input	20004.43	4.15	0.02
Channel X - Input	-19997.69	3.25	-0.02
Channel Y + Input	199994.87	-1.15	-0.00
Channel Y + Input	19996.43	-1.93	-0.01
Channel Y - Input	-20001.87	-0.85	0.00
Channel Z + Input	199997.48	1.41	0.00
Channel Z + Input	20001.10	0.79	0.00
Channel Z - Input	-20003.63	-2.53	0.01

Low Range	Reading ( $\mu\text{V}$ )	Difference ( $\mu\text{V}$ )	Error (%)
Channel X + Input	2000.64	0.17	0.01
Channel X + Input	201.77	0.85	0.42
Channel X - Input	-199.11	-0.24	0.12
Channel Y + Input	2000.97	0.62	0.03
Channel Y + Input	200.19	-0.69	-0.34
Channel Y - Input	-199.95	-0.97	0.49
Channel Z + Input	2000.53	0.21	0.01
Channel Z + Input	200.38	-0.40	-0.20
Channel Z - Input	-199.62	-0.59	0.29

**2. Common mode sensitivity**

DASY measurement parameters: Auto Zero Time: 3 sec; Measuring time: 3 sec

	Common mode Input Voltage (mV)	High Range Average Reading ( $\mu\text{V}$ )	Low Range Average Reading ( $\mu\text{V}$ )
Channel X	200	19.65	17.65
	-200	-14.62	-15.76
Channel Y	200	-6.89	-7.43
	-200	3.98	4.06
Channel Z	200	20.93	20.96
	-200	-22.42	-22.42

**3. Channel separation**

DASY measurement parameters: Auto Zero Time: 3 sec; Measuring time: 3 sec

	Input Voltage (mV)	Channel X ( $\mu\text{V}$ )	Channel Y ( $\mu\text{V}$ )	Channel Z ( $\mu\text{V}$ )
Channel X	200	-	2.53	-2.12
Channel Y	200	9.67	-	3.63
Channel Z	200	5.84	6.75	-

Unless otherwise stated the results shown in this test report refer only to the sample(s) tested and such sample(s) are retained for 90 days only.

除非另有說明，此報告結果僅對測試之樣品負責，同時此樣品僅保留90天。本報告未經本公司書面許可，不可部份複製。

This document is issued by the Company subject to its General Conditions of Service printed overleaf, available on request or accessible at [www.sgs.com/terms\\_and\\_conditions.htm](http://www.sgs.com/terms_and_conditions.htm) and, for electronic format documents, subject to Terms and Conditions for Electronic Documents at [www.sgs.com/terms\\_e-document.htm](http://www.sgs.com/terms_e-document.htm). Attention is drawn to the limitation of liability, indemnification and jurisdiction issues defined therein. Any holder of this document is advised that information contained hereon reflects the Company's findings at the time of its intervention only and within the limits of Client's instructions, if any. The Company's sole responsibility is to its Client and this document does not exonerate parties to a transaction from exercising all their rights and obligations under the transaction documents. This document cannot be reproduced except in full, without prior written approval of the Company. Any unauthorized alteration, forgery or falsification of the content or appearance of this document is unlawful and offenders may be prosecuted to the fullest extent of the law.

**4. AD-Converter Values with inputs shorted**

DASY measurement parameters: Auto Zero Time: 3 sec; Measuring time: 3 sec

	High Range (LSB)	Low Range (LSB)
Channel X	16141	15478
Channel Y	16453	16523
Channel Z	15984	17120

**5. Input Offset Measurement**

DASY measurement parameters: Auto Zero Time: 3 sec; Measuring time: 3 sec  
Input 10MΩ

	Average (μV)	min. Offset (μV)	max. Offset (μV)	Std. Deviation (μV)
Channel X	2.01	0.79	3.52	0.47
Channel Y	-0.51	-1.15	0.66	0.34
Channel Z	-0.87	-1.96	0.11	0.45

**6. Input Offset Current**

Nominal input circuitry offset current on all channels: <251A

**7. Input Resistance** (Typical values for information)

	Zeroing (kOhm)	Measuring (MOhm)
Channel X	200	200
Channel Y	200	200
Channel Z	200	200

**8. Low Battery Alarm Voltage** (Typical values for information)

Typical values	Alarm Level (VDC)
Supply (+ Vcc)	+7.9
Supply (- Vcc)	-7.6

**9. Power Consumption** (Typical values for information)

Typical values	Switched off (mA)	Stand by (mA)	Transmitting (mA)
Supply (+ Vcc)	+0.01	+6	+14
Supply (- Vcc)	-0.01	-8	-9

Unless otherwise stated the results shown in this test report refer only to the sample(s) tested and such sample(s) are retained for 90 days only.

除非另有說明，此報告結果僅對測試之樣品負責，同時此樣品僅保留90天。本報告未經本公司書面許可，不可部份複製。

This document is issued by the Company subject to its General Conditions of Service printed overleaf, available on request or accessible at [www.sgs.com/terms\\_and\\_conditions.htm](http://www.sgs.com/terms_and_conditions.htm) and, for electronic format documents, subject to Terms and Conditions for Electronic Documents at [www.sgs.com/terms\\_e-document.htm](http://www.sgs.com/terms_e-document.htm). Attention is drawn to the limitation of liability, indemnification and jurisdiction issues defined therein. Any holder of this document is advised that information contained hereon reflects the Company's findings at the time of its intervention only and within the limits of Client's instructions, if any. The Company's sole responsibility is to its Client and this document does not exonerate parties to a transaction from exercising all their rights and obligations under the transaction documents. This document cannot be reproduced except in full, without prior written approval of the Company. Any unauthorized alteration, forgery or falsification of the content or appearance of this document is unlawful and offenders may be prosecuted to the fullest extent of the law.



**Calibration Laboratory of  
Schmid & Partner  
Engineering AG**  
Zeughausstrasse 43, 8004 Zurich, Switzerland



**S** Schweizerischer Kalibrierdienst  
**S** Service suisse d'étalonnage  
**S** Servizio svizzero di taratura  
**S** Swiss Calibration Service

Accredited by the Swiss Accreditation Service (SAS)  
The Swiss Accreditation Service is one of the signatories to the EA  
Multilateral Agreement for the recognition of calibration certificates

Accreditation No.: **SCS 108**

Client **SGS-TW (Auden)**

Certificate No: **EX3-3923\_Jun13**

## CALIBRATION CERTIFICATE

Object: **EX3DV4 - SN:3923**

Calibration procedure(s): **QA CAL-01.v8, QA CAL-14.v3, QA CAL-23.v4, QA CAL-25.v4  
Calibration procedure for dosimetric E-field probes**

Calibration date: **June 12, 2013**

This calibration certificate documents the traceability to national standards, which realize the physical units of measurements (SI).  
The measurements and the uncertainties with confidence probability are given on the following pages and are part of the certificate.

All calibrations have been conducted in the closed laboratory facility: environment temperature (22 ± 3)°C and humidity < 70%.

Calibration Equipment used (M&TE critical for calibration)

Primary Standards	ID	Cal Date (Certificate No.)	Scheduled Calibration
Power meter E4419B	GB41293874	04-Apr-13 (No. 217-01733)	Apr-14
Power sensor E4412A	MY41498087	04-Apr-13 (No. 217-01733)	Apr-14
Reference 3 dB Attenuator	SN: S5054 (3c)	04-Apr-13 (No. 217-01737)	Apr-14
Reference 20 dB Attenuator	SN: S5277 (20x)	04-Apr-13 (No. 217-01735)	Apr-14
Reference 30 dB Attenuator	SN: S5129 (30b)	04-Apr-13 (No. 217-01738)	Apr-14
Reference Probe ES3DV2	SN: 3013	28-Dec-12 (No. ES3-3013_Dec12)	Dec-13
DAE4	SN: 660	31-Jan-13 (No. DAE4-660_Jan13)	Jan-14
Secondary Standards	ID	Check Date (in house)	Scheduled Check
RF generator HP B648C	US3642UG1700	4-Aug-99 (in house check Apr-13)	In house check: Apr-15
Network Analyzer HP 8753E	US37390585	18-Oct-01 (in house check Oct-12)	In house check: Oct-13

	Name	Function	Signature
Calibrated by:	Claudio Leubler	Laboratory Technician	
Approved by:	Katja Pokovic	Technical Manager	

Issued: June 17, 2013

This calibration certificate shall not be reproduced except in full without written approval of the laboratory.

Unless otherwise stated the results shown in this test report refer only to the sample(s) tested and such sample(s) are retained for 90 days only.

除非另有說明，此報告結果僅對測試之樣品負責，同時此樣品僅保留90天。本報告未經本公司書面許可，不可部份複製。

This document is issued by the Company subject to its General Conditions of Service printed overleaf, available on request or accessible at [www.sgs.com/terms\\_and\\_conditions.htm](http://www.sgs.com/terms_and_conditions.htm) and, for electronic format documents, subject to Terms and Conditions for Electronic Documents at [www.sgs.com/terms\\_e-document.htm](http://www.sgs.com/terms_e-document.htm). Attention is drawn to the limitation of liability, indemnification and jurisdiction issues defined therein. Any holder of this document is advised that information contained hereon reflects the Company's findings at the time of its intervention only and within the limits of Client's instructions, if any. The Company's sole responsibility is to its Client and this document does not exonerate parties to a transaction from exercising all their rights and obligations under the transaction documents. This document cannot be reproduced except in full, without prior written approval of the Company. Any unauthorized alteration, forgery or falsification of the content or appearance of this document is unlawful and offenders may be prosecuted to the fullest extent of the law.

**Calibration Laboratory of  
Schmid & Partner  
Engineering AG**  
Zeughausstrasse 43, 8004 Zurich, Switzerland



S Schweizerischer Kalibrierdienst  
S Service suisse d'étalonnage  
S Servizio svizzero di taratura  
S Swiss Calibration Service

Accredited by the Swiss Accreditation Service (SAS)  
The Swiss Accreditation Service is one of the signatories to the EA  
Multilateral Agreement for the recognition of calibration certificates

Accreditation No.: **SCS 108**

**Glossary:**

TSL	issue simulating liquid
NORM <sub>x,y,z</sub>	sensitivity in free space
ConvF	sensitivity in TSL / NORM <sub>x,y,z</sub>
DCP	diode compression point
CF	crest factor (1/duty_cycle) of the RF signal
A, B, C, D	modulation dependent linearization parameters
Polarization $\varphi$	$\varphi$ rotation around probe axis
Polarization $\vartheta$	$\vartheta$ rotation around an axis that is in the plane normal to probe axis (at measurement center), i.e., $\vartheta = 0$ is normal to probe axis

**Calibration is Performed According to the Following Standards:**

- a) IEEE Std 1528-2003, "IEEE Recommended Practice for Determining the Peak Spatial-Averaged Specific Absorption Rate (SAR) in the Human Head from Wireless Communications Devices: Measurement Techniques", December 2003
- b) IEC 62209-1, "Procedure to measure the Specific Absorption Rate (SAR) for hand-held devices used in close proximity to the ear (frequency range of 300 MHz to 3 GHz)", February 2005

**Methods Applied and Interpretation of Parameters:**

- **NORM<sub>x,y,z</sub>**: Assessed for E-field polarization  $\vartheta = 0$  ( $f \leq 800$  MHz in TEM-cell;  $f > 1800$  MHz: R22 waveguide). NORM<sub>x,y,z</sub> are only intermediate values, i.e., the uncertainties of NORM<sub>x,y,z</sub> does not affect the E<sup>2</sup>-field uncertainty inside TSL (see below ConvF).
- **NORM( $\vartheta$ )<sub>x,y,z</sub> = NORM<sub>x,y,z</sub> \* frequency\_response** (see Frequency Response Chart). This linearization is implemented in DASY4 software versions later than 4.2. The uncertainty of the frequency response is included in the stated uncertainty of ConvF.
- **DCP<sub>x,y,z</sub>**: DCP are numerical linearization parameters assessed based on the data of power sweep with CW signal (no uncertainty required). DCP does not depend on frequency nor media.
- **PAR**: PAR is the Peak to Average Ratio that is not calibrated but determined based on the signal characteristics.
- **A<sub>x,y,z</sub>; B<sub>x,y,z</sub>; C<sub>x,y,z</sub>; D<sub>x,y,z</sub>; VR<sub>x,y,z</sub>; A, B, C, D** are numerical linearization parameters assessed based on the data of power sweep for specific modulation signal. The parameters do not depend on frequency nor media. VR is the maximum calibration range expressed in RMS voltage across the diode.
- **ConvF and Boundary Effect Parameters**: Assessed in flat phantom using E-field (or Temperature Transfer Standard for  $f \leq 800$  MHz) and inside waveguide using analytical field distributions based on power measurements for  $f > 800$  MHz. The same setups are used for assessment of the parameters applied for boundary compensation (alpha, depth) of which typical uncertainty values are given. These parameters are used in DASY4 software to improve probe accuracy close to the boundary. The sensitivity in TSL corresponds to NORM<sub>x,y,z</sub> \* ConvF whereby the uncertainty corresponds to that given for ConvF. A frequency dependent ConvF is used in DASY version 4.4 and higher which allows extending the validity from  $\pm 50$  MHz to  $\pm 100$  MHz.
- **Spherical isotropy (3D deviation from isotropy)**: in a field of low gradients realized using a flat phantom exposed by a patch antenna.
- **Sensor Offset**: The sensor offset corresponds to the offset of virtual measurement center from the probe tip (on probe axis). No tolerance required.

Unless otherwise stated the results shown in this test report refer only to the sample(s) tested and such sample(s) are retained for 90 days only.

除非另有說明，此報告結果僅對測試之樣品負責，同時此樣品僅保留90天。本報告未經本公司書面許可，不可部份複製。

This document is issued by the Company subject to its General Conditions of Service printed overleaf, available on request or accessible at [www.sgs.com/terms\\_and\\_conditions.htm](http://www.sgs.com/terms_and_conditions.htm) and, for electronic format documents, subject to Terms and Conditions for Electronic Documents at [www.sgs.com/terms\\_e-document.htm](http://www.sgs.com/terms_e-document.htm). Attention is drawn to the limitation of liability, indemnification and jurisdiction issues defined therein. Any holder of this document is advised that information contained hereon reflects the Company's findings at the time of its intervention only and within the limits of Client's instructions, if any. The Company's sole responsibility is to its Client and this document does not exonerate parties to a transaction from exercising all their rights and obligations under the transaction documents. This document cannot be reproduced except in full, without prior written approval of the Company. Any unauthorized alteration, forgery or falsification of the content or appearance of this document is unlawful and offenders may be prosecuted to the fullest extent of the law.

EX3DV4 - SN:3923

June 12, 2013

# Probe EX3DV4

## SN:3923

Manufactured: March 8, 2013  
Calibrated: June 12, 2013

Calibrated for DASY/EASY Systems  
(Note: non-compatible with DASY2 system!)

Certificate No: EX3-3923\_Jun13

Page 3 of 11

Unless otherwise stated the results shown in this test report refer only to the sample(s) tested and such sample(s) are retained for 90 days only.

除非另有說明，此報告結果僅對測試之樣品負責，同時此樣品僅保留90天。本報告未經本公司書面許可，不可部份複製。

This document is issued by the Company subject to its General Conditions of Service printed overleaf, available on request or accessible at [www.sgs.com/terms\\_and\\_conditions.htm](http://www.sgs.com/terms_and_conditions.htm) and, for electronic format documents, subject to Terms and Conditions for Electronic Documents at [www.sgs.com/terms\\_e-document.htm](http://www.sgs.com/terms_e-document.htm). Attention is drawn to the limitation of liability, indemnification and jurisdiction issues defined therein. Any holder of this document is advised that information contained hereon reflects the Company's findings at the time of its intervention only and within the limits of Client's instructions, if any. The Company's sole responsibility is to its Client and this document does not exonerate parties to a transaction from exercising all their rights and obligations under the transaction documents. This document cannot be reproduced except in full, without prior written approval of the Company. Any unauthorized alteration, forgery or falsification of the content or appearance of this document is unlawful and offenders may be prosecuted to the fullest extent of the law.

SGS Taiwan Ltd.

No.134,Wu Kung Road, New Taipei Industrial Park, Wuku District, New Taipei City, Taiwan 24803/新北市五股區新北產業園區五工路 134 號

台灣檢驗科技股份有限公司

t (886-2) 2299-3279

f (886-2) 2298-0488

[www.tw.sgs.com](http://www.tw.sgs.com)

Member of SGS Group

EX3DV4-SN:3923

June 12, 2013

### DASY/EASY - Parameters of Probe: EX3DV4 - SN:3923

#### Basic Calibration Parameters

	Sensor X	Sensor Y	Sensor Z	Unc (k=2)
Norm ( $\mu\text{V}/(\text{V}/\text{m})^{\text{A}}$ )	0.58	0.48	0.47	$\pm 10.1\%$
DCP (mV) <sup>B</sup>	99.8	101.1	96.6	

#### Modulation Calibration Parameters

UID	Communication System Name		A dB	B dB $\sqrt{\mu\text{V}}$	C	D dB	VR mV	Unc (k=2)
0	CW	X	0.0	0.0	1.0	0.00	185.8	$\pm 3.3\%$
		Y	0.0	0.0	1.0		156.5	
		Z	0.0	0.0	1.0		160.8	

The reported uncertainty of measurement is stated as the standard uncertainty of measurement multiplied by the coverage factor k=2, which for a normal distribution corresponds to a coverage probability of approximately 95%.

<sup>A</sup> The uncertainties of NormX,Y,Z do not affect the E-field uncertainty inside TSL (see Pages 5 and 6).

<sup>B</sup> Numerical linearization parameter: uncertainty not required.

<sup>C</sup> Uncertainty is determined using the max. deviation from linear response applying rectangular distribution and is expressed for the square of the field value.

Unless otherwise stated the results shown in this test report refer only to the sample(s) tested and such sample(s) are retained for 90 days only.

除非另有說明，此報告結果僅對測試之樣品負責，同時此樣品僅保留90天。本報告未經本公司書面許可，不可部份複製。

This document is issued by the Company subject to its General Conditions of Service printed overleaf, available on request or accessible at [www.sgs.com/terms\\_and\\_conditions.htm](http://www.sgs.com/terms_and_conditions.htm) and, for electronic format documents, subject to Terms and Conditions for Electronic Documents at [www.sgs.com/terms\\_e-document.htm](http://www.sgs.com/terms_e-document.htm). Attention is drawn to the limitation of liability, indemnification and jurisdiction issues defined therein. Any holder of this document is advised that information contained hereon reflects the Company's findings at the time of its intervention only and within the limits of Client's instructions, if any. The Company's sole responsibility is to its Client and this document does not exonerate parties to a transaction from exercising all their rights and obligations under the transaction documents. This document cannot be reproduced except in full, without prior written approval of the Company. Any unauthorized alteration, forgery or falsification of the content or appearance of this document is unlawful and offenders may be prosecuted to the fullest extent of the law.

EX3DV4- SN:3923

June 12, 2013

## DASY/EASY - Parameters of Probe: EX3DV4 - SN:3923

### Calibration Parameter Determined in Head Tissue Simulating Media

f (MHz) <sup>c</sup>	Relative Permittivity <sup>e</sup>	Conductivity (S/m) <sup>f</sup>	ConvF X	ConvF Y	ConvF Z	Alpha	Depth (mm)	Unct. (k=2)
750	41.9	0.89	10.53	10.53	10.53	0.32	0.92	± 12.0 %
835	41.5	0.90	10.08	10.08	10.08	0.26	0.97	± 12.0 %
900	41.5	0.97	10.04	10.04	10.04	0.36	0.87	± 12.0 %
1750	40.1	1.37	9.09	9.09	9.09	0.46	0.82	± 12.0 %
1900	40.0	1.40	8.67	8.67	8.67	0.52	0.75	± 12.0 %
2000	40.0	1.40	8.49	8.49	8.49	0.45	0.80	± 12.0 %
2300	39.5	1.67	8.05	8.05	8.05	0.32	0.91	± 12.0 %
2450	39.2	1.80	7.59	7.59	7.59	0.39	0.85	± 12.0 %
2600	39.0	1.96	7.44	7.44	7.44	0.42	0.85	± 12.0 %
5200	36.0	4.66	5.06	5.06	5.06	0.35	1.80	± 13.1 %
5300	35.9	4.76	4.82	4.82	4.82	0.35	1.80	± 13.1 %
5600	35.5	5.07	4.66	4.66	4.66	0.35	1.80	± 13.1 %
5800	35.3	5.27	4.49	4.49	4.49	0.45	1.80	± 13.1 %

<sup>c</sup> Frequency validity of ± 100 MHz only applies for DASY v4.4 and higher (see Page 2), else it is restricted to ± 50 MHz. The uncertainty is the RSS of the ConvF uncertainty at calibration frequency and the uncertainty for the indicated frequency band.

<sup>e</sup> At frequencies below 3 GHz, the validity of tissue parameters (ε and σ) can be relaxed to ± 10% if liquid compensation formula is applied to measured SAR values. At frequencies above 3 GHz, the validity of tissue parameters (ε and σ) is restricted to ± 5%. The uncertainty is the RSS of the ConvF uncertainty for indicated target tissue parameters.

Unless otherwise stated the results shown in this test report refer only to the sample(s) tested and such sample(s) are retained for 90 days only.

除非另有說明，此報告結果僅對測試之樣品負責，同時此樣品僅保留90天。本報告未經本公司書面許可，不可部份複製。

This document is issued by the Company subject to its General Conditions of Service printed overleaf, available on request or accessible at [www.sgs.com/terms\\_and\\_conditions.htm](http://www.sgs.com/terms_and_conditions.htm) and, for electronic format documents, subject to Terms and Conditions for Electronic Documents at [www.sgs.com/terms\\_e-document.htm](http://www.sgs.com/terms_e-document.htm). Attention is drawn to the limitation of liability, indemnification and jurisdiction issues defined therein. Any holder of this document is advised that information contained hereon reflects the Company's findings at the time of its intervention only and within the limits of Client's instructions, if any. The Company's sole responsibility is to its Client and this document does not exonerate parties to a transaction from exercising all their rights and obligations under the transaction documents. This document cannot be reproduced except in full, without prior written approval of the Company. Any unauthorized alteration, forgery or falsification of the content or appearance of this document is unlawful and offenders may be prosecuted to the fullest extent of the law.

EX3DV4- SN:3923

June 12, 2013

### DASY/EASY - Parameters of Probe: EX3DV4 - SN:3923

#### Calibration Parameter Determined in Body Tissue Simulating Media

f (MHz) <sup>c</sup>	Relative Permittivity <sup>a</sup>	Conductivity (S/m) <sup>b</sup>	ConvF X	ConvF Y	ConvF Z	Alpha	Depth (mm)	Unct. (k=2)
750	55.5	0.96	10.55	10.55	10.55	0.38	0.92	± 12.0 %
835	55.2	0.97	10.35	10.35	10.35	0.24	1.25	± 12.0 %
900	55.0	1.05	10.29	10.29	10.29	0.43	0.86	± 12.0 %
1750	53.4	1.49	8.46	8.46	8.46	0.47	0.80	± 12.0 %
1900	53.3	1.52	8.10	8.10	8.10	0.41	0.82	± 12.0 %
2000	53.3	1.52	8.18	8.18	8.18	0.30	0.96	± 12.0 %
2300	52.9	1.81	7.79	7.79	7.79	0.47	0.72	± 12.0 %
2450	52.7	1.95	7.55	7.55	7.55	0.59	0.64	± 12.0 %
2600	52.5	2.16	7.37	7.37	7.37	0.80	0.50	± 12.0 %
5200	49.0	5.30	4.33	4.33	4.33	0.50	1.90	± 13.1 %
5300	48.9	5.42	4.13	4.13	4.13	0.50	1.90	± 13.1 %
5600	48.5	5.77	3.85	3.85	3.85	0.45	1.90	± 13.1 %
5800	48.2	6.00	3.94	3.94	3.94	0.55	1.90	± 13.1 %

<sup>a</sup> Frequency validity of ± 100 MHz only applies for DASY v4.4 and higher (see Page 2), else it is restricted to ± 50 MHz. The uncertainty is the RSS of the ConvF uncertainty at calibration frequency and the uncertainty for the indicated frequency band.

<sup>b</sup> At frequencies below 3 GHz, the validity of tissue parameter's (c and c) can be relaxed to ± 10% if liquid compensation formula is applied to measured SAR values. At frequencies above 3 GHz, the validity of tissue parameters (c and c) is restricted to ± 5%. The uncertainty is the RSS of the ConvF uncertainty for indicated target tissue parameters.

Certificate No: EX3-3923\_Jun13

Page 6 of 11

Unless otherwise stated the results shown in this test report refer only to the sample(s) tested and such sample(s) are retained for 90 days only.

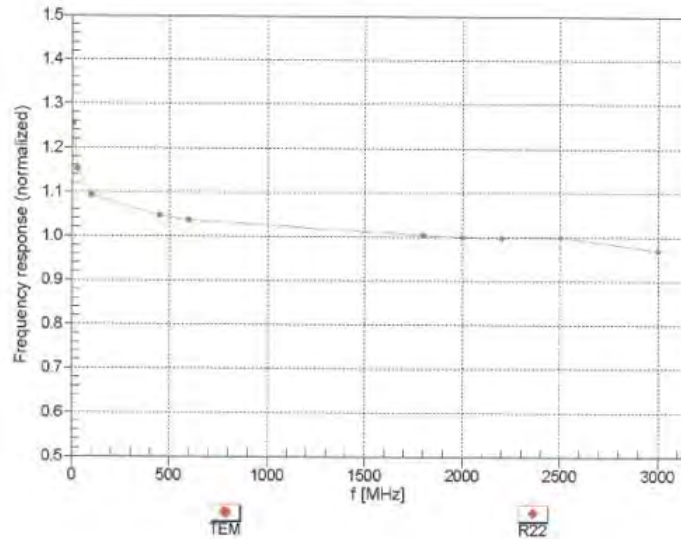
除非另有說明，此報告結果僅對測試之樣品負責，同時此樣品僅保留90天。本報告未經本公司書面許可，不可部份複製。

This document is issued by the Company subject to its General Conditions of Service printed overleaf, available on request or accessible at [www.sgs.com/terms\\_and\\_conditions.htm](http://www.sgs.com/terms_and_conditions.htm) and, for electronic format documents, subject to Terms and Conditions for Electronic Documents at [www.sgs.com/terms\\_e-document.htm](http://www.sgs.com/terms_e-document.htm). Attention is drawn to the limitation of liability, indemnification and jurisdiction issues defined therein. Any holder of this document is advised that information contained hereon reflects the Company's findings at the time of its intervention only and within the limits of Client's instructions, if any. The Company's sole responsibility is to its Client and this document does not exonerate parties to a transaction from exercising all their rights and obligations under the transaction documents. This document cannot be reproduced except in full, without prior written approval of the Company. Any unauthorized alteration, forgery or falsification of the content or appearance of this document is unlawful and offenders may be prosecuted to the fullest extent of the law.

EX3DV4- SN:3923

June 12, 2013

### Frequency Response of E-Field (TEM-Cell:ifi110 EXX, Waveguide: R22)



Uncertainty of Frequency Response of E-field:  $\pm 6.3\%$  (k=2)

Unless otherwise stated the results shown in this test report refer only to the sample(s) tested and such sample(s) are retained for 90 days only.

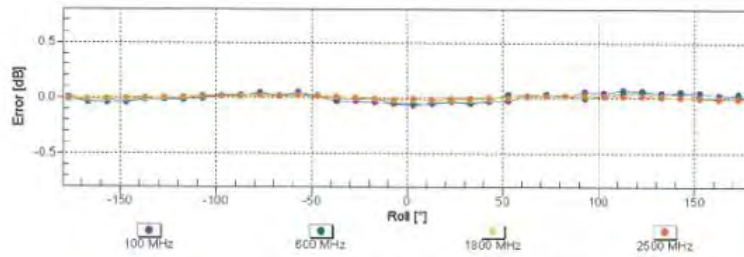
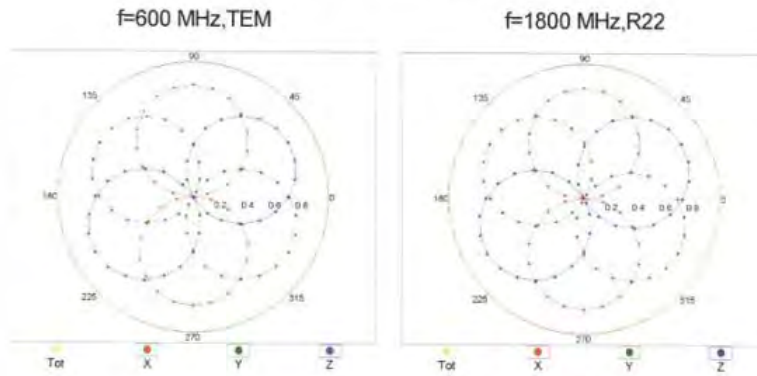
除非另有說明，此報告結果僅對測試之樣品負責，同時此樣品僅保留90天。本報告未經本公司書面許可，不可部份複製。

This document is issued by the Company subject to its General Conditions of Service printed overleaf, available on request or accessible at [www.sgs.com/terms\\_and\\_conditions.htm](http://www.sgs.com/terms_and_conditions.htm) and, for electronic format documents, subject to Terms and Conditions for Electronic Documents at [www.sgs.com/terms\\_e-document.htm](http://www.sgs.com/terms_e-document.htm). Attention is drawn to the limitation of liability, indemnification and jurisdiction issues defined therein. Any holder of this document is advised that information contained hereon reflects the Company's findings at the time of its intervention only and within the limits of Client's instructions, if any. The Company's sole responsibility is to its Client and this document does not exonerate parties to a transaction from exercising all their rights and obligations under the transaction documents. This document cannot be reproduced except in full, without prior written approval of the Company. Any unauthorized alteration, forgery or falsification of the content or appearance of this document is unlawful and offenders may be prosecuted to the fullest extent of the law.

EX3DV4-SN:3923

June 12, 2013

## Receiving Pattern ( $\phi$ ), $\theta = 0^\circ$



Uncertainty of Axial Isotropy Assessment:  $\pm 0.5\%$  (k=2)

Unless otherwise stated the results shown in this test report refer only to the sample(s) tested and such sample(s) are retained for 90 days only.

除非另有說明，此報告結果僅對測試之樣品負責，同時此樣品僅保留90天。本報告未經本公司書面許可，不可部份複製。

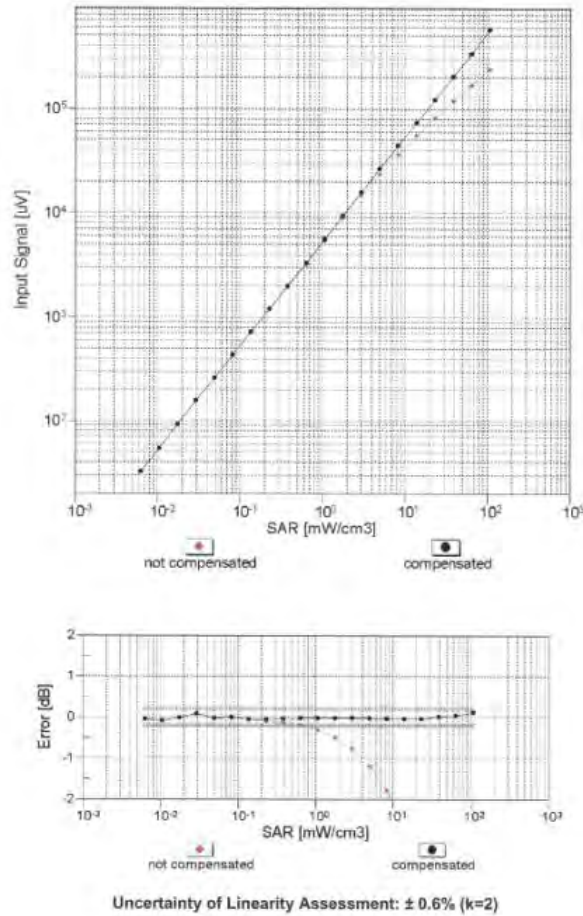
This document is issued by the Company subject to its General Conditions of Service printed overleaf, available on request or accessible at [www.sgs.com/terms\\_and\\_conditions.htm](http://www.sgs.com/terms_and_conditions.htm) and, for electronic format documents, subject to Terms and Conditions for Electronic Documents at [www.sgs.com/terms\\_e-document.htm](http://www.sgs.com/terms_e-document.htm). Attention is drawn to the limitation of liability, indemnification and jurisdiction issues defined therein. Any holder of this document is advised that information contained hereon reflects the Company's findings at the time of its intervention only and within the limits of Client's instructions, if any. The Company's sole responsibility is to its Client and this document does not exonerate parties to a transaction from exercising all their rights and obligations under the transaction documents. This document cannot be reproduced except in full, without prior written approval of the Company. Any unauthorized alteration, forgery or falsification of the content or appearance of this document is unlawful and offenders may be prosecuted to the fullest extent of the law.



EX3DV4- SN:3923

June 12, 2013

### Dynamic Range f(SAR<sub>head</sub>) (TEM cell , f = 900 MHz)



Certificate No: EX3-3923\_Jun13

Page 9 of 11

Unless otherwise stated the results shown in this test report refer only to the sample(s) tested and such sample(s) are retained for 90 days only.

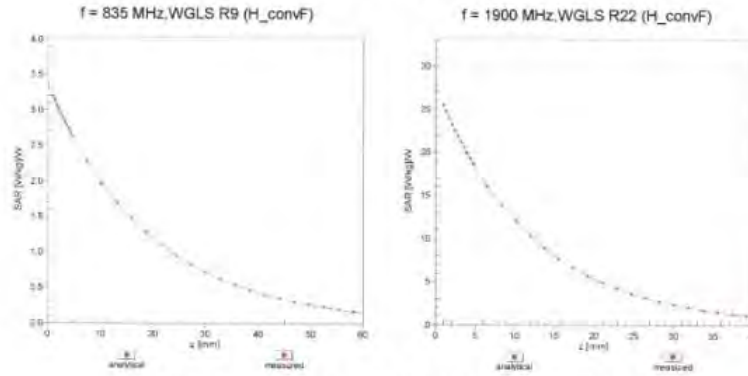
除非另有說明，此報告結果僅對測試之樣品負責，同時此樣品僅保留90天。本報告未經本公司書面許可，不可部份複製。

This document is issued by the Company subject to its General Conditions of Service printed overleaf, available on request or accessible at [www.sgs.com/terms\\_and\\_conditions.htm](http://www.sgs.com/terms_and_conditions.htm) and, for electronic format documents, subject to Terms and Conditions for Electronic Documents at [www.sgs.com/terms\\_e-document.htm](http://www.sgs.com/terms_e-document.htm). Attention is drawn to the limitation of liability, indemnification and jurisdiction issues defined therein. Any holder of this document is advised that information contained hereon reflects the Company's findings at the time of its intervention only and within the limits of Client's instructions, if any. The Company's sole responsibility is to its Client and this document does not exonerate parties to a transaction from exercising all their rights and obligations under the transaction documents. This document cannot be reproduced except in full, without prior written approval of the Company. Any unauthorized alteration, forgery or falsification of the content or appearance of this document is unlawful and offenders may be prosecuted to the fullest extent of the law.

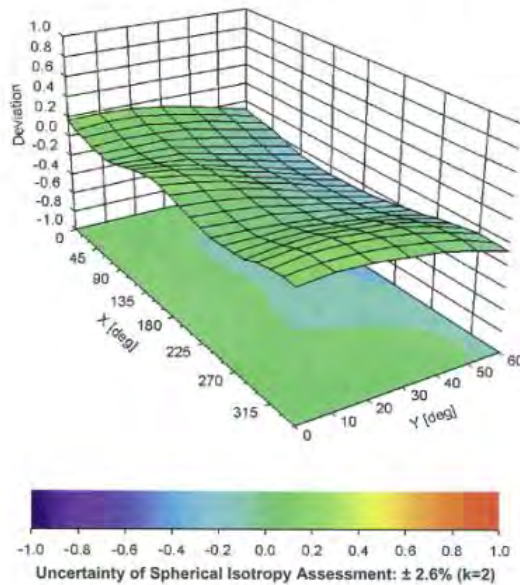
EX3DV4-SN:3923

June 12, 2013

## Conversion Factor Assessment



## Deviation from Isotropy in Liquid Error ( $\phi$ , $\theta$ ), $f = 900$ MHz



Certificate No: EX3-3923\_Jun13

Page 10 of 11

Unless otherwise stated the results shown in this test report refer only to the sample(s) tested and such sample(s) are retained for 90 days only.

除非另有說明，此報告結果僅對測試之樣品負責，同時此樣品僅保留90天。本報告未經本公司書面許可，不可部份複製。

This document is issued by the Company subject to its General Conditions of Service printed overleaf, available on request or accessible at [www.sgs.com/terms\\_and\\_conditions.htm](http://www.sgs.com/terms_and_conditions.htm) and, for electronic format documents, subject to Terms and Conditions for Electronic Documents at [www.sgs.com/terms\\_e-document.htm](http://www.sgs.com/terms_e-document.htm). Attention is drawn to the limitation of liability, indemnification and jurisdiction issues defined therein. Any holder of this document is advised that information contained hereon reflects the Company's findings at the time of its intervention only and within the limits of Client's instructions, if any. The Company's sole responsibility is to its Client and this document does not exonerate parties to a transaction from exercising all their rights and obligations under the transaction documents. This document cannot be reproduced except in full, without prior written approval of the Company. Any unauthorized alteration, forgery or falsification of the content or appearance of this document is unlawful and offenders may be prosecuted to the fullest extent of the law.

EX3DV4- SN:3923

June 12, 2013

### DASY/EASY - Parameters of Probe: EX3DV4 - SN:3923

#### Other Probe Parameters

Sensor Arrangement	Triangular
Connector Angle (°)	-57.1
Mechanical Surface Detection Mode	enabled
Optical Surface Detection Mode	disabled
Probe Overall Length	337 mm
Probe Body Diameter	10 mm
Tip Length	9 mm
Tip Diameter	2.5 mm
Probe Tip to Sensor X Calibration Point	1 mm
Probe Tip to Sensor Y Calibration Point	1 mm
Probe Tip to Sensor Z Calibration Point	1 mm
Recommended Measurement Distance from Surface	2 mm

Unless otherwise stated the results shown in this test report refer only to the sample(s) tested and such sample(s) are retained for 90 days only.

除非另有說明，此報告結果僅對測試之樣品負責，同時此樣品僅保留90天。本報告未經本公司書面許可，不可部份複製。

This document is issued by the Company subject to its General Conditions of Service printed overleaf, available on request or accessible at [www.sgs.com/terms\\_and\\_conditions.htm](http://www.sgs.com/terms_and_conditions.htm) and, for electronic format documents, subject to Terms and Conditions for Electronic Documents at [www.sgs.com/terms\\_e-document.htm](http://www.sgs.com/terms_e-document.htm). Attention is drawn to the limitation of liability, indemnification and jurisdiction issues defined therein. Any holder of this document is advised that information contained hereon reflects the Company's findings at the time of its intervention only and within the limits of Client's instructions, if any. The Company's sole responsibility is to its Client and this document does not exonerate parties to a transaction from exercising all their rights and obligations under the transaction documents. This document cannot be reproduced except in full, without prior written approval of the Company. Any unauthorized alteration, forgery or falsification of the content or appearance of this document is unlawful and offenders may be prosecuted to the fullest extent of the law.

## 7. Uncertainty Budget

Measurement Uncertainty evaluation template for DUT SAR test  
IEEE 1528

A	c	D	e		f	g	h=c * f / e	i=c * g / e	k
Source of Uncertainty	Tolerance/ Uncertainty	Probability Distributioi	Div	Div Value	ci (1g)	ci (10g)	Standard uncertainty	Standard uncertainty	vi, or Veff
<b>Measurement system</b>									
Probe calibration	6.55%	N	1	1	1	1	6.55%	6.55%	∞
<i>Isotropy , Axial</i>	3.50%	R	$\sqrt{3}$	1.732	1	1	2.02%	2.02%	∞
<i>Isotropy, Hemispherical</i>	9.60%	R	$\sqrt{3}$	1.732	1	1	5.54%	5.54%	∞
Boundary Effect	1.00%	R	$\sqrt{3}$	1.732	1	1	0.58%	0.58%	∞
Linearity	4.70%	R	$\sqrt{3}$	1.732	1	1	2.71%	2.71%	∞
Detection Limits	1.00%	R	$\sqrt{3}$	1.732	1	1	0.58%	0.58%	∞
Readout Electronics	0.30%	N	1	1	1	1	0.30%	0.30%	∞
Response time	0.80%	R	$\sqrt{3}$	1.732	1	1	0.46%	0.46%	∞
Integration Time	2.60%	R	$\sqrt{3}$	1.732	1	1	1.50%	1.50%	∞
<i>Measurement drift (class A evaluation)</i>	1.75%	R	$\sqrt{3}$	1.732	1	1	1.01%	1.01%	∞
RF ambient condition - noise	3.00%	R	$\sqrt{3}$	1.732	1	1	1.73%	1.73%	∞
RF ambient conditions - reflections	3.00%	R	$\sqrt{3}$	1.732	1	1	1.73%	1.73%	∞
Probe positioner Mechanical restrictions	0.40%	R	$\sqrt{3}$	1.732	1	1	0.23%	0.23%	∞
Probe Positioning with respect to phantom shell	2.90%	R	$\sqrt{3}$	1.732	1	1	1.67%	1.67%	∞
Post-processing	1.00%	R	$\sqrt{3}$	1.732	1	1	0.58%	0.58%	∞
Max SAR Eval	1.00%	R	$\sqrt{3}$	1.732	1	1	0.58%	0.58%	∞
<b>Test Sample related</b>									
Test sample positioning	2.90%	N	1	1	1	1	2.90%	2.90%	M-1
Device Holder Uncertainty	3.60%	N	1	1	1	1	3.60%	3.60%	M-1
Drift of output power	5.00%	R	$\sqrt{3}$	1.732	1	1	2.89%	2.89%	∞
<b>Phantom and Setup</b>									
Phantom Uncertainty	4.00%	R	$\sqrt{3}$	1.732	1	1	2.31%	2.31%	∞
Deviation from reference liquid target $\epsilon'$ r(Body)	3.34%	N	1	1	0.64	0.43	2.14%	1.44%	M
Deviation from reference liquid target $\sigma$ (Body)	3.52%	N	1	1	0.6	0.49	2.11%	1.72%	M
<b>Combined standard uncertainty</b>									
		RSS					11.95%	11.79%	
<b>Expan uncertainty (95% confidence interval), K=2</b>								23.91%	23.57%

Unless otherwise stated the results shown in this test report refer only to the sample(s) tested and such sample(s) are retained for 90 days only.

除非另有說明，此報告結果僅對測試之樣品負責，同時此樣品僅保留90天。本報告未經本公司書面許可，不可部份複製。

This document is issued by the Company subject to its General Conditions of Service printed overleaf, available on request or accessible at [www.sgs.com/terms\\_and\\_conditions.htm](http://www.sgs.com/terms_and_conditions.htm) and, for electronic format documents, subject to Terms and Conditions for Electronic Documents at [www.sgs.com/terms\\_e-document.htm](http://www.sgs.com/terms_e-document.htm). Attention is drawn to the limitation of liability, indemnification and jurisdiction issues defined therein. Any holder of this document is advised that information contained hereon reflects the Company's findings at the time of its intervention only and within the limits of Client's instructions, if any. The Company's sole responsibility is to its Client and this document does not exonerate parties to a transaction from exercising all their rights and obligations under the transaction documents. This document cannot be reproduced except in full, without prior written approval of the Company. Any unauthorized alteration, forgery or falsification of the content or appearance of this document is unlawful and offenders may be prosecuted to the fullest extent of the law.

## 8. Phantom Description

Schmid & Partner Engineering AG

Zeughausstrasse 43, 8004 Zürich, Switzerland  
Phone +41 1 245 9700, Fax +41 1 245 9779  
Info@speg.com, http://www.speg.com

**s p e e a g**

### Certificate of Conformity / First Article Inspection

Item:	SAM Twin Phantom V4.0
Type No	QD 000 P40 C
Series No	TP-1150 and higher
Manufacturer	SPEAG Zeughausstrasse 43 CH-8004 Zürich Switzerland

#### Tests

The series production process used allows the limitation to test of first articles.  
Complete tests were made on the pre-series Type No. QD 000 P40 AA, Serial No. TP-1001 and on the series first article Type No. QD 000 P40 BA, Serial No. TP-1006. Certain parameters have been retested using further series items (called samples) or are tested at each item.

Test	Requirement	Details	Units tested
Dimensions	Compliant with the geometry according to the CAD model	IT15 CAD File (*)	First article, Samples
Material thickness of shell	Compliant with the requirements according to the standards	2mm +/- 0.2mm in flat and specific areas of head section	First article, Samples, TP-1214 ff.
Material thickness at ERP	Compliant with the requirements according to the standards	6mm +/- 0.2mm at ERP	First article, All items
Material parameters	Dielectric parameters for required frequencies	300 MHz – 6 GHz; Relative permittivity < 5, Loss tangent < 0.05	Material samples
Material resistivity	The material has been tested to be compatible with the liquids defined in the standards (if handled and cleaned according to the instructions. Observe technical Note for material compatibility.	DEGMBE based simulating liquids	Pre-series, First article, Material samples
Sagging	Compliant with the requirements according to the standards. Sagging of the flat section when filled with tissue simulating liquid	< 1% typical < 0.8% if filled with 155mm of HSL900 and without DUT below	Prototypes, Sample testing

#### Standards

- [1] CENELEC EN 50381
- [2] IEEE Std 1528-2003
- [3] IEC 62209 Part 1
- [4] FCC OET Bulletin 65, Supplement C, Edition 01-01
- (\*) The IT15 CAD file is derived from [2] and is also within the tolerance requirements of the shapes of the other documents.

#### Conformity

Based on the sample tests above, we certify that this item is in compliance with the uncertainty requirements of SAR measurements specified in standards [1] to [4].

Date: 07.07.2005

Signature / Stamp

**s p e e a g**

Schmid & Partner Engineering AG  
Zeughausstrasse 43, 8004 Zürich, Switzerland  
Phone +41 1 245 9700, Fax +41 1 245 9779  
Info@speg.com, http://www.speg.com

Doc No: 881 - QD 000 P40 C - F

Page: 3 (1)

Unless otherwise stated the results shown in this test report refer only to the sample(s) tested and such sample(s) are retained for 90 days only.

除非另有說明，此報告結果僅對測試之樣品負責，同時此樣品僅保留90天。本報告未經本公司書面許可，不可部份複製。

This document is issued by the Company subject to its General Conditions of Service printed overleaf, available on request or accessible at [www.sgs.com/terms\\_and\\_conditions.htm](http://www.sgs.com/terms_and_conditions.htm) and, for electronic format documents, subject to Terms and Conditions for Electronic Documents at [www.sgs.com/terms\\_e-document.htm](http://www.sgs.com/terms_e-document.htm). Attention is drawn to the limitation of liability, indemnification and jurisdiction issues defined therein. Any holder of this document is advised that information contained hereon reflects the Company's findings at the time of its intervention only and within the limits of Client's instructions, if any. The Company's sole responsibility is to its Client and this document does not exonerate parties to a transaction from exercising all their rights and obligations under the transaction documents. This document cannot be reproduced except in full, without prior written approval of the Company. Any unauthorized alteration, forgery or falsification of the content or appearance of this document is unlawful and offenders may be prosecuted to the fullest extent of the law.

SGS Taiwan Ltd.

台灣檢驗科技股份有限公司

No.134,Wu Kung Road, New Taipei Industrial Park, Wuku District, New Taipei City, Taiwan 24803/新北市五股區新北產業園區五工路 134 號

t (886-2) 2299-3279

f (886-2) 2298-0488

[www.tw.sgs.com](http://www.tw.sgs.com)

Member of SGS Group

## 9. System Validation from Original Equipment Supplier

Calibration Laboratory of  
Schmid & Partner  
Engineering AG  
Zeughausstrasse 43, 8004 Zurich, Switzerland



S Schweizerischer Kalibrierdienst  
C Service suisse d'étalonnage  
S Servizio svizzero di taratura  
S Swiss Calibration Service

Accredited by the Swiss Accreditation Service (SAS)  
The Swiss Accreditation Service is one of the signatories to the EA  
Multilateral Agreement for the recognition of calibration certificates

Accreditation No.: SCS 108

Client SGS-TW (Auden)

Certificate No: D2450V2-727\_May13

CALIBRATION CERTIFICATE																																															
Object	D2450V2 - SN: 727																																														
Calibration procedure(s)	QA CAL-05.v9 Calibration procedure for dipole validation kits above 700 MHz																																														
Calibration date:	May 02, 2013																																														
<p>This calibration certificate documents the traceability to national standards, which realize the physical units of measurements (SI). The measurements and the uncertainties with confidence probability are given on the following pages and are part of the certificate.</p> <p>All calibrations have been conducted in the closed laboratory facility: environment (temperature (22 ± 3)°C and humidity &lt; 70%.</p> <p>Calibration Equipment used (M&amp;TE critical for calibration)</p> <table border="1"> <thead> <tr> <th>Primary Standards</th> <th>ID #</th> <th>Cal Date (Certificate No.)</th> <th>Scheduled Calibration</th> </tr> </thead> <tbody> <tr> <td>Power meter EPM-442A</td> <td>GB37480704</td> <td>01-Nov-12 (No. 217-01640)</td> <td>Oct-13</td> </tr> <tr> <td>Power sensor HP 8481A</td> <td>US37292783</td> <td>01-Nov-12 (No. 217-01640)</td> <td>Oct-13</td> </tr> <tr> <td>Reference 20 dB Attenuator</td> <td>SN: 5058 (20K)</td> <td>04-Apr-13 (No. 217-01736)</td> <td>Apr-14</td> </tr> <tr> <td>Type-N mismatch combination</td> <td>SN: 5047.3 / 06327</td> <td>04-Apr-13 (No. 217-01739)</td> <td>Apr-14</td> </tr> <tr> <td>Reference Probe ES3DV3</td> <td>SN: 3205</td> <td>28-Dec-12 (No. ES3-3205_Dec12)</td> <td>Dec-13</td> </tr> <tr> <td>D4E4</td> <td>SN: 601</td> <td>25-Apr-13 (No. D4E4-601_Apr13)</td> <td>Apr-14</td> </tr> </tbody> </table> <table border="1"> <thead> <tr> <th>Secondary Standards</th> <th>ID #</th> <th>Check Date (in house)</th> <th>Scheduled Check</th> </tr> </thead> <tbody> <tr> <td>Power sensor HP 8481A</td> <td>MY41092317</td> <td>18-Oct-02 (in house check Oct-11)</td> <td>In house check: Oct-13</td> </tr> <tr> <td>RF generator R&amp;S SMT-06</td> <td>100005</td> <td>04-Aug-99 (in house check Oct-11)</td> <td>In house check: Oct-13</td> </tr> <tr> <td>Network Analyzer HP 8753E</td> <td>US37390585 S4206</td> <td>18-Oct-01 (in house check Oct-12)</td> <td>In house check: Oct-13</td> </tr> </tbody> </table>				Primary Standards	ID #	Cal Date (Certificate No.)	Scheduled Calibration	Power meter EPM-442A	GB37480704	01-Nov-12 (No. 217-01640)	Oct-13	Power sensor HP 8481A	US37292783	01-Nov-12 (No. 217-01640)	Oct-13	Reference 20 dB Attenuator	SN: 5058 (20K)	04-Apr-13 (No. 217-01736)	Apr-14	Type-N mismatch combination	SN: 5047.3 / 06327	04-Apr-13 (No. 217-01739)	Apr-14	Reference Probe ES3DV3	SN: 3205	28-Dec-12 (No. ES3-3205_Dec12)	Dec-13	D4E4	SN: 601	25-Apr-13 (No. D4E4-601_Apr13)	Apr-14	Secondary Standards	ID #	Check Date (in house)	Scheduled Check	Power sensor HP 8481A	MY41092317	18-Oct-02 (in house check Oct-11)	In house check: Oct-13	RF generator R&S SMT-06	100005	04-Aug-99 (in house check Oct-11)	In house check: Oct-13	Network Analyzer HP 8753E	US37390585 S4206	18-Oct-01 (in house check Oct-12)	In house check: Oct-13
Primary Standards	ID #	Cal Date (Certificate No.)	Scheduled Calibration																																												
Power meter EPM-442A	GB37480704	01-Nov-12 (No. 217-01640)	Oct-13																																												
Power sensor HP 8481A	US37292783	01-Nov-12 (No. 217-01640)	Oct-13																																												
Reference 20 dB Attenuator	SN: 5058 (20K)	04-Apr-13 (No. 217-01736)	Apr-14																																												
Type-N mismatch combination	SN: 5047.3 / 06327	04-Apr-13 (No. 217-01739)	Apr-14																																												
Reference Probe ES3DV3	SN: 3205	28-Dec-12 (No. ES3-3205_Dec12)	Dec-13																																												
D4E4	SN: 601	25-Apr-13 (No. D4E4-601_Apr13)	Apr-14																																												
Secondary Standards	ID #	Check Date (in house)	Scheduled Check																																												
Power sensor HP 8481A	MY41092317	18-Oct-02 (in house check Oct-11)	In house check: Oct-13																																												
RF generator R&S SMT-06	100005	04-Aug-99 (in house check Oct-11)	In house check: Oct-13																																												
Network Analyzer HP 8753E	US37390585 S4206	18-Oct-01 (in house check Oct-12)	In house check: Oct-13																																												
Calibrated by:	Name Claudio Leubler	Function Laboratory Technician	Signature 																																												
Approved by:	Name Katja Polovic	Function Technical Manager	Signature 																																												
			Issued: May 2, 2013																																												
This calibration certificate shall not be reproduced except in full without written approval of the laboratory.																																															

Certificate No: D2450V2-727\_May13

Page 1 of 8

Unless otherwise stated the results shown in this test report refer only to the sample(s) tested and such sample(s) are retained for 90 days only.

除非另有說明，此報告結果僅對測試之樣品負責，同時此樣品僅保留90天。本報告未經本公司書面許可，不可部份複製。

This document is issued by the Company subject to its General Conditions of Service printed overleaf, available on request or accessible at [www.sgs.com/terms\\_and\\_conditions.htm](http://www.sgs.com/terms_and_conditions.htm) and, for electronic format documents, subject to Terms and Conditions for Electronic Documents at [www.sgs.com/terms\\_e-document.htm](http://www.sgs.com/terms_e-document.htm). Attention is drawn to the limitation of liability, indemnification and jurisdiction issues defined therein. Any holder of this document is advised that information contained hereon reflects the Company's findings at the time of its intervention only and within the limits of Client's instructions, if any. The Company's sole responsibility is to its Client and this document does not exonerate parties to a transaction from exercising all their rights and obligations under the transaction documents. This document cannot be reproduced except in full, without prior written approval of the Company. Any unauthorized alteration, forgery or falsification of the content or appearance of this document is unlawful and offenders may be prosecuted to the fullest extent of the law.

**Calibration Laboratory of  
Schmid & Partner  
Engineering AG**  
Zeughausstrasse 43, 8004 Zurich, Switzerland



**S** Schweizerischer Kalibrierdienst  
**S** Service suisse d'étalonnage  
**C** Servizio svizzero di taratura  
**S** Swiss Calibration Service

Accredited by the Swiss Accreditation Service (SAS)  
The Swiss Accreditation Service is one of the signatories to the EA  
Multi-lateral Agreement for the recognition of calibration certificates

Accreditation No.: **SCS 108**

**Glossary:**

TSL tissue simulating liquid  
ConvF sensitivity in TSL / NORM x,y,z  
N/A not applicable or not measured

**Calibration is Performed According to the Following Standards:**

- a) IEEE Std 1528-2003, "IEEE Recommended Practice for Determining the Peak Spatial-Averaged Specific Absorption Rate (SAR) in the Human Head from Wireless Communications Devices: Measurement Techniques", December 2003
- b) IEC 62209-1, "Procedure to measure the Specific Absorption Rate (SAR) for hand-held devices used in close proximity to the ear (frequency range of 300 MHz to 3 GHz)", February 2005
- c) Federal Communications Commission Office of Engineering & Technology (FCC OET), "Evaluating Compliance with FCC Guidelines for Human Exposure to Radiofrequency Electromagnetic Fields; Additional Information for Evaluating Compliance of Mobile and Portable Devices with FCC Limits for Human Exposure to Radiofrequency Emissions", Supplement C (Edition 01-01) to Bulletin 65

**Additional Documentation:**

- d) DASY4/5 System Handbook

**Methods Applied and Interpretation of Parameters:**

- *Measurement Conditions:* Further details are available from the Validation Report at the end of the certificate. All figures stated in the certificate are valid at the frequency indicated.
- *Antenna Parameters with TSL:* The dipole is mounted with the spacer to position its feed point exactly below the center marking of the flat phantom section, with the arms oriented parallel to the body axis.
- *Feed Point Impedance and Return Loss:* These parameters are measured with the dipole positioned under the liquid filled phantom. The impedance stated is transformed from the measurement at the SMA connector to the feed point. The Return Loss ensures low reflected power. No uncertainty required.
- *Electrical Delay:* One-way delay between the SMA connector and the antenna feed point. No uncertainty required.
- *SAR measured:* SAR measured at the stated antenna input power.
- *SAR normalized:* SAR as measured, normalized to an input power of 1 W at the antenna connector.
- *SAR for nominal TSL parameters:* The measured TSL parameters are used to calculate the nominal SAR result.

The reported uncertainty of measurement is stated as the standard uncertainty of measurement multiplied by the coverage factor  $k=2$ , which for a normal distribution corresponds to a coverage probability of approximately 95%.

Unless otherwise stated the results shown in this test report refer only to the sample(s) tested and such sample(s) are retained for 90 days only.

除非另有說明，此報告結果僅對測試之樣品負責，同時此樣品僅保留90天。本報告未經本公司書面許可，不可部份複製。

This document is issued by the Company subject to its General Conditions of Service printed overleaf, available on request or accessible at [www.sgs.com/terms\\_and\\_conditions.htm](http://www.sgs.com/terms_and_conditions.htm) and, for electronic format documents, subject to Terms and Conditions for Electronic Documents at [www.sgs.com/terms\\_e-document.htm](http://www.sgs.com/terms_e-document.htm). Attention is drawn to the limitation of liability, indemnification and jurisdiction issues defined therein. Any holder of this document is advised that information contained hereon reflects the Company's findings at the time of its intervention only and within the limits of Client's instructions, if any. The Company's sole responsibility is to its Client and this document does not exonerate parties to a transaction from exercising all their rights and obligations under the transaction documents. This document cannot be reproduced except in full, without prior written approval of the Company. Any unauthorized alteration, forgery or falsification of the content or appearance of this document is unlawful and offenders may be prosecuted to the fullest extent of the law.

### Measurement Conditions

DASY system configuration, as far as not given on page 1

DASY Version	DASY5	V52.8.6
Extrapolation	Advanced Extrapolation	
Phantom	Modular Flat Phantom	
Distance Dipole Center - TSL	10 mm	with Spacer
Zoom Scan Resolution	dx, dy, dz = 5 mm	
Frequency	2450 MHz ± 1 MHz	

### Head TSL parameters

The following parameters and calculations were applied.

	Temperature	Permittivity	Conductivity
Nominal Head TSL parameters	22.0 °C	39.2	1.80 mho/m
Measured Head TSL parameters	(22.0 ± 0.2) °C	37.7 ± 6 %	1.83 mho/m ± 6 %
Head TSL temperature change during test	< 0.5 °C	---	---

### SAR result with Head TSL

SAR averaged over 1 cm <sup>3</sup> (1 g) of Head TSL	Condition	
SAR measured	250 mW input power	13.7 W/kg
SAR for nominal Head TSL parameters	normalized to 1W	53.9 W/kg ± 17.0 % (k=2)

SAR averaged over 10 cm <sup>3</sup> (10 g) of Head TSL	condition	
SAR measured	250 mW input power	6.35 W/kg
SAR for nominal Head TSL parameters	normalized to 1W	25.1 W/kg ± 16.5 % (k=2)

### Body TSL parameters

The following parameters and calculations were applied.

	Temperature	Permittivity	Conductivity
Nominal Body TSL parameters	22.0 °C	52.7	1.95 mho/m
Measured Body TSL parameters	(22.0 ± 0.2) °C	51.2 ± 6 %	2.03 mho/m ± 6 %
Body TSL temperature change during test	< 0.5 °C	---	---

### SAR result with Body TSL

SAR averaged over 1 cm <sup>3</sup> (1 g) of Body TSL	Condition	
SAR measured	250 mW input power	13.2 W/kg
SAR for nominal Body TSL parameters	normalized to 1W	51.5 W/kg ± 17.0 % (k=2)

SAR averaged over 10 cm <sup>3</sup> (10 g) of Body TSL	condition	
SAR measured	250 mW input power	6.09 W/kg
SAR for nominal Body TSL parameters	normalized to 1W	24.0 W/kg ± 16.5 % (k=2)

Unless otherwise stated the results shown in this test report refer only to the sample(s) tested and such sample(s) are retained for 90 days only.

除非另有說明，此報告結果僅對測試之樣品負責，同時此樣品僅保留90天。本報告未經本公司書面許可，不可部份複製。

This document is issued by the Company subject to its General Conditions of Service printed overleaf, available on request or accessible at [www.sgs.com/terms\\_and\\_conditions.htm](http://www.sgs.com/terms_and_conditions.htm) and, for electronic format documents, subject to Terms and Conditions for Electronic Documents at [www.sgs.com/terms\\_e-document.htm](http://www.sgs.com/terms_e-document.htm). Attention is drawn to the limitation of liability, indemnification and jurisdiction issues defined therein. Any holder of this document is advised that information contained hereon reflects the Company's findings at the time of its intervention only and within the limits of Client's instructions, if any. The Company's sole responsibility is to its Client and this document does not exonerate parties to a transaction from exercising all their rights and obligations under the transaction documents. This document cannot be reproduced except in full, without prior written approval of the Company. Any unauthorized alteration, forgery or falsification of the content or appearance of this document is unlawful and offenders may be prosecuted to the fullest extent of the law.



**Appendix**

**Antenna Parameters with Head TSL**

Impedance, transformed to feed point	55.6 Ω + 1.9 jΩ
Return Loss	- 25.0 dB

**Antenna Parameters with Body TSL**

Impedance, transformed to feed point	51.9 Ω + 4.0 jΩ
Return Loss	- 27.2 dB

**General Antenna Parameters and Design**

Electrical Delay (one direction)	1.150 ns
----------------------------------	----------

After long term use with 100W radiated power, only a slight warming of the dipole near the feedpoint can be measured.

The dipole is made of standard semirigid coaxial cable. The center conductor of the feeding line is directly connected to the second arm of the dipole. The antenna is therefore short-circuited for DC-signals. On some of the dipoles, small end caps are added to the dipole arms in order to improve matching when loaded according to the position as explained in the "Measurement Conditions" paragraph. The SAR data are not affected by this change. The overall dipole length is still according to the Standard.

No excessive force must be applied to the dipole arms, because they might bend or the soldered connections near the feedpoint may be damaged.

**Additional EUT Data**

Manufactured by	SPEAG
Manufactured on	January 09, 2003

Unless otherwise stated the results shown in this test report refer only to the sample(s) tested and such sample(s) are retained for 90 days only.

除非另有說明，此報告結果僅對測試之樣品負責，同時此樣品僅保留90天。本報告未經本公司書面許可，不可部份複製。

This document is issued by the Company subject to its General Conditions of Service printed overleaf, available on request or accessible at [www.sgs.com/terms\\_and\\_conditions.htm](http://www.sgs.com/terms_and_conditions.htm) and, for electronic format documents, subject to Terms and Conditions for Electronic Documents at [www.sgs.com/terms\\_e-document.htm](http://www.sgs.com/terms_e-document.htm). Attention is drawn to the limitation of liability, indemnification and jurisdiction issues defined therein. Any holder of this document is advised that information contained hereon reflects the Company's findings at the time of its intervention only and within the limits of Client's instructions, if any. The Company's sole responsibility is to its Client and this document does not exonerate parties to a transaction from exercising all their rights and obligations under the transaction documents. This document cannot be reproduced except in full, without prior written approval of the Company. Any unauthorized alteration, forgery or falsification of the content or appearance of this document is unlawful and offenders may be prosecuted to the fullest extent of the law.

**DASY5 Validation Report for Head TSL**

Date: 02.05.2013

Test Laboratory: SPEAG, Zurich, Switzerland

**DUT: Dipole 2450 MHz; Type: D2450V2; Serial: D2450V2 - SN: 727**


Communication System: UID 0 - CW; Frequency: 2450 MHz  
Medium parameters used:  $f = 2450$  MHz;  $\sigma = 1.83$  S/m;  $\epsilon_r = 37.7$ ;  $\rho = 1000$  kg/m<sup>3</sup>  
Phantom section: Flat Section  
Measurement Standard: DASY5 (IEEE/IEC/ANSI C63.19-2007)

DASY52 Configuration:

- Probe: ES3DV3 - SN3205; ConvF(4.52, 4.52, 4.52); Calibrated: 28.12.2012;
- Sensor-Surface: 3mm (Mechanical Surface Detection)
- Electronics: DAE4 Sn601; Calibrated: 25.04.2013
- Phantom: Flat Phantom 5.0 (front); Type: QD000P50AA; Serial: 1001
- DASY52 52.8.6(1115); SEMCAD X 14.6.9(7117)

**Dipole Calibration for Head Tissue/Pin=250 mW, d=10mm/Zoom Scan (7x7x7)/Cube 0:**

Measurement grid: dx=5mm, dy=5mm, dz=5mm  
Reference Value = 95.668 V/m; Power Drift = 0.09 dB  
Peak SAR (extrapolated) = 28.6 W/kg  
**SAR(1 g) = 13.7 W/kg; SAR(10 g) = 6.35 W/kg**  
Maximum value of SAR (measured) = 17.5 W/kg

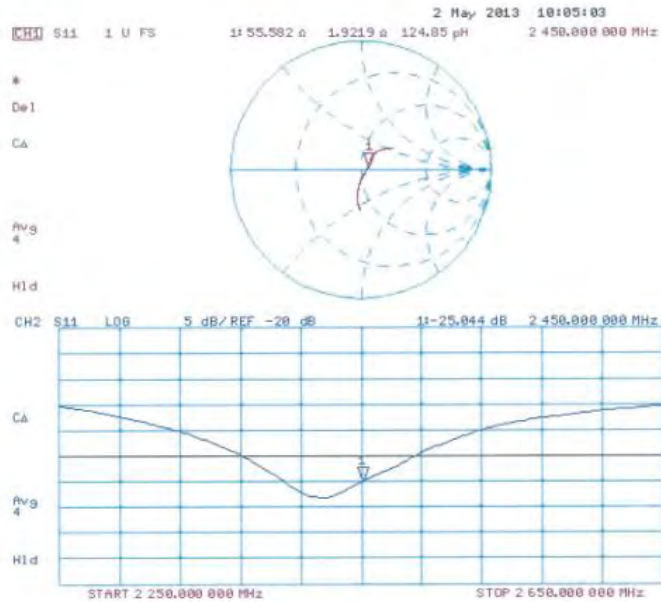


Unless otherwise stated the results shown in this test report refer only to the sample(s) tested and such sample(s) are retained for 90 days only.

除非另有說明，此報告結果僅對測試之樣品負責，同時此樣品僅保留90天。本報告未經本公司書面許可，不可部份複製。

This document is issued by the Company subject to its General Conditions of Service printed overleaf, available on request or accessible at [www.sgs.com/terms\\_and\\_conditions.htm](http://www.sgs.com/terms_and_conditions.htm) and, for electronic format documents, subject to Terms and Conditions for Electronic Documents at [www.sgs.com/terms\\_e-document.htm](http://www.sgs.com/terms_e-document.htm). Attention is drawn to the limitation of liability, indemnification and jurisdiction issues defined therein. Any holder of this document is advised that information contained hereon reflects the Company's findings at the time of its intervention only and within the limits of Client's instructions, if any. The Company's sole responsibility is to its Client and this document does not exonerate parties to a transaction from exercising all their rights and obligations under the transaction documents. This document cannot be reproduced except in full, without prior written approval of the Company. Any unauthorized alteration, forgery or falsification of the content or appearance of this document is unlawful and offenders may be prosecuted to the fullest extent of the law.

### Impedance Measurement Plot for Head TSL



Unless otherwise stated the results shown in this test report refer only to the sample(s) tested and such sample(s) are retained for 90 days only.

除非另有說明，此報告結果僅對測試之樣品負責，同時此樣品僅保留90天。本報告未經本公司書面許可，不可部份複製。

This document is issued by the Company subject to its General Conditions of Service printed overleaf, available on request or accessible at [www.sgs.com/terms\\_and\\_conditions.htm](http://www.sgs.com/terms_and_conditions.htm) and, for electronic format documents, subject to Terms and Conditions for Electronic Documents at [www.sgs.com/terms\\_e-document.htm](http://www.sgs.com/terms_e-document.htm). Attention is drawn to the limitation of liability, indemnification and jurisdiction issues defined therein. Any holder of this document is advised that information contained hereon reflects the Company's findings at the time of its intervention only and within the limits of Client's instructions, if any. The Company's sole responsibility is to its Client and this document does not exonerate parties to a transaction from exercising all their rights and obligations under the transaction documents. This document cannot be reproduced except in full, without prior written approval of the Company. Any unauthorized alteration, forgery or falsification of the content or appearance of this document is unlawful and offenders may be prosecuted to the fullest extent of the law.

**DASY5 Validation Report for Body TSL**

Date: 02.05.2013

Test Laboratory: SPEAG, Zurich, Switzerland

**DUT: Dipole 2450 MHz; Type: D2450V2; Serial: D2450V2 - SN: 727**


Communication System: UID 0 - CW; Frequency: 2450 MHz  
Medium parameters used:  $f = 2450$  MHz;  $\sigma = 2.03$  S/m;  $\epsilon_r = 51.2$ ;  $\rho = 1000$  kg/m<sup>3</sup>  
Phantom section: Flat Section  
Measurement Standard: DASY5 (IEEE/IEC/ANSI C63.19-2007)

DASY52 Configuration:

- Probe: ES3DV3 - SN3205; ConvF(4.42, 4.42, 4.42); Calibrated: 28.12.2012;
- Sensor-Surface: 3mm (Mechanical Surface Detection)
- Electronics: DAE4 Sn601; Calibrated: 25.04.2013
- Phantom: Flat Phantom 5.0 (back); Type: QD000P50AA; Serial: 1002
- DASY52 52.8.6(1115); SEMCAD X 14.6.9(7117)

**Dipole Calibration for Body Tissue/Pin=250 mW, d=10mm/Zoom Scan (7x7x7)/Cube 0:**

Measurement grid: dx=5mm, dy=5mm, dz=5mm  
Reference Value = 95.668 V/m; Power Drift = 0.00 dB  
Peak SAR (extrapolated) = 27.5 W/kg  
**SAR(1 g) = 13.2 W/kg; SAR(10 g) = 6.09 W/kg**  
Maximum value of SAR (measured) = 17.5 W/kg

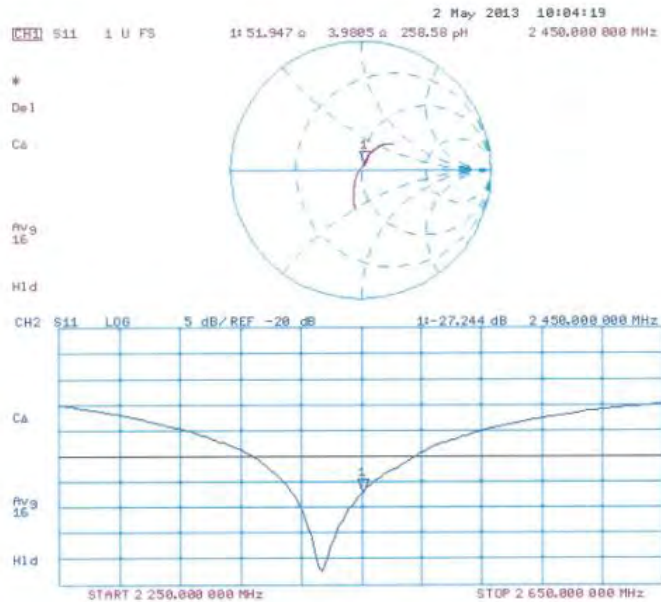


Unless otherwise stated the results shown in this test report refer only to the sample(s) tested and such sample(s) are retained for 90 days only.

除非另有說明，此報告結果僅對測試之樣品負責，同時此樣品僅保留90天。本報告未經本公司書面許可，不可部份複製。

This document is issued by the Company subject to its General Conditions of Service printed overleaf, available on request or accessible at [www.sgs.com/terms\\_and\\_conditions.htm](http://www.sgs.com/terms_and_conditions.htm) and, for electronic format documents, subject to Terms and Conditions for Electronic Documents at [www.sgs.com/terms\\_e-document.htm](http://www.sgs.com/terms_e-document.htm). Attention is drawn to the limitation of liability, indemnification and jurisdiction issues defined therein. Any holder of this document is advised that information contained hereon reflects the Company's findings at the time of its intervention only and within the limits of Client's instructions, if any. The Company's sole responsibility is to its Client and this document does not exonerate parties to a transaction from exercising all their rights and obligations under the transaction documents. This document cannot be reproduced except in full, without prior written approval of the Company. Any unauthorized alteration, forgery or falsification of the content or appearance of this document is unlawful and offenders may be prosecuted to the fullest extent of the law.

### Impedance Measurement Plot for Body TSL



Unless otherwise stated the results shown in this test report refer only to the sample(s) tested and such sample(s) are retained for 90 days only.

除非另有說明，此報告結果僅對測試之樣品負責，同時此樣品僅保留90天。本報告未經本公司書面許可，不可部份複製。

This document is issued by the Company subject to its General Conditions of Service printed overleaf, available on request or accessible at [www.sgs.com/terms\\_and\\_conditions.htm](http://www.sgs.com/terms_and_conditions.htm) and, for electronic format documents, subject to Terms and Conditions for Electronic Documents at [www.sgs.com/terms\\_e-document.htm](http://www.sgs.com/terms_e-document.htm). Attention is drawn to the limitation of liability, indemnification and jurisdiction issues defined therein. Any holder of this document is advised that information contained hereon reflects the Company's findings at the time of its intervention only and within the limits of Client's instructions, if any. The Company's sole responsibility is to its Client and this document does not exonerate parties to a transaction from exercising all their rights and obligations under the transaction documents. This document cannot be reproduced except in full, without prior written approval of the Company. Any unauthorized alteration, forgery or falsification of the content or appearance of this document is unlawful and offenders may be prosecuted to the fullest extent of the law.

**Calibration Laboratory of  
Schmid & Partner  
Engineering AG**  
Zeughausstrasse 43, 8004 Zurich, Switzerland



S Schweizerischer Kalibrierdienst  
S Service suisse d'étalonnage  
C Servizio svizzero di taratura  
S Swiss Calibration Service

Accredited by the Swiss Accreditation Service (SAS)  
The Swiss Accreditation Service is one of the signatories to the EA  
Multilateral Agreement for the recognition of calibration certificates

Accreditation No.: **SCS 108**

Client **SGS-TW (Auden)**

Certificate No: **D5GHzV2-1023\_Jan14**

## CALIBRATION CERTIFICATE

Object: **D5GHzV2 - SN: 1023**

Calibration procedure(s): **QA CAL-22.V2  
Calibration procedure for dipole validation kits between 3-6 GHz**


Calibration date: **January 30, 2014**


This calibration certificate documents the traceability to national standards, which realize the physical units of measurements (SI).  
The measurements and the uncertainties with confidence probability are given on the following pages and are part of this certificate.

All calibrations have been conducted in the closed laboratory facility: environment temperature (22 ± 3)°C and humidity < 70%.

Calibration Equipment used (MATE critical for calibration)

Primary Standards	ID #	Cal Date (Certificate No.)	Scheduled Calibration
Power meter EPM-442A	BB3748/704	09-Oct-13 (No. 217-01827)	Oct-14
Power sensor HP 8481A	US37292753	09-Oct-13 (No. 217-01827)	Oct-14
Power sensor HP 8481A	MY41092317	09-Oct-13 (No. 217-01828)	Oct-14
Reference 20 dB Attenuator	SN: 5058 (20k)	01-Apr-13 (No. 217-01736)	Apr-14
Type-N mismatch combination	SN: 5047.3 / 08327	04-Apr-13 (No. 217-01739)	Apr-14
Reference Probe EX3DV4	SN: 3503	30-Dec-13 (No. EX3-3503_Dec13)	Dec-14
DAE4	SN: 601	25-Apr-13 (No. DAE4-601_Apr13)	Apr-14
Secondary Standards	ID #	Check Date (in house)	Scheduled Check
HP generator #35 SMT-00	100000	04-Aug-09 (in house check Oct-13)	in house check Oct-14
Network Analyzer HP 8753E	US37380585 54206	18-Oct-11 (in house check Oct-13)	in house check Oct-14

Calibrated by: **Jerón Kasivili** (Name)      **Laboratory Technician** (Function)       (Signature)

Approved by: **Katja Pokovic** (Name)      **Technical Manager** (Function)       (Signature)

Issued: January 31, 2014

This calibration certificate shall not be reproduced except in full without written approval of the laboratory.

Certificate No: D5GHzV2-1023\_Jan14

Page 1 of 14

Unless otherwise stated the results shown in this test report refer only to the sample(s) tested and such sample(s) are retained for 90 days only.

除非另有說明，此報告結果僅對測試之樣品負責，同時此樣品僅保留90天。本報告未經本公司書面許可，不可部份複製。

This document is issued by the Company subject to its General Conditions of Service printed overleaf, available on request or accessible at [www.sgs.com/terms\\_and\\_conditions.htm](http://www.sgs.com/terms_and_conditions.htm) and, for electronic format documents, subject to Terms and Conditions for Electronic Documents at [www.sgs.com/terms\\_e-document.htm](http://www.sgs.com/terms_e-document.htm). Attention is drawn to the limitation of liability, indemnification and jurisdiction issues defined therein. Any holder of this document is advised that information contained hereon reflects the Company's findings at the time of its intervention only and within the limits of Client's instructions, if any. The Company's sole responsibility is to its Client and this document does not exonerate parties to a transaction from exercising all their rights and obligations under the transaction documents. This document cannot be reproduced except in full, without prior written approval of the Company. Any unauthorized alteration, forgery or falsification of the content or appearance of this document is unlawful and offenders may be prosecuted to the fullest extent of the law.

**Calibration Laboratory of  
Schmid & Partner  
Engineering AG**  
Zeughausstrasse 43, 8004 Zurich, Switzerland



**S** Schweizerischer Kalibrierdienst  
**C** Service suisse d'étalonnage  
**S** Servizio svizzero di taratura  
**S** Swiss Calibration Service

Accredited by the Swiss Accreditation Service (SAS)  
The Swiss Accreditation Service is one of the signatories to the EA  
Multilateral Agreement for the recognition of calibration certificates

Accreditation No.: **SCS 108**

**Glossary:**

TSL tissue simulating liquid  
ConvF sensitivity in TSL / NORM x,y,z  
N/A not applicable or not measured

**Calibration is Performed According to the Following Standards:**

- a) IEC 62209-2, "Evaluation of Human Exposure to Radio Frequency Fields from Handheld and Body-Mounted Wireless Communication Devices in the Frequency Range of 30 MHz to 6 GHz: Human models, Instrumentation, and Procedures"; Part 2: "Procedure to determine the Specific Absorption Rate (SAR) for including accessories and multiple transmitters", March 2010
- b) KDB 865664, "SAR Measurement Requirements for 100 MHz to 6 GHz"
- c) IEEE Std 1528-2013, "IEEE Recommended Practice for Determining the Peak Spatial-Averaged Specific Absorption Rate (SAR) in the Human Head from Wireless Communications Devices: Measurement Techniques", June 2013

**Additional Documentation:**

- d) DASY4/5 System Handbook

**Methods Applied and Interpretation of Parameters:**

- *Measurement Conditions:* Further details are available from the Validation Report at the end of the certificate. All figures stated in the certificate are valid at the frequency indicated.
- *Antenna Parameters with TSL:* The dipole is mounted with the spacer to position its feed point exactly below the center marking of the flat phantom section, with the arms oriented parallel to the body axis.
- *Feed Point Impedance and Return Loss:* These parameters are measured with the dipole positioned under the liquid filled phantom. The impedance stated is transformed from the measurement at the SMA connector to the feed point. The Return Loss ensures low reflected power. No uncertainty required.
- *Electrical Delay:* One-way delay between the SMA connector and the antenna feed point. No uncertainty required.
- *SAR measured:* SAR measured at the stated antenna input power.
- *SAR normalized:* SAR as measured, normalized to an input power of 1 W at the antenna connector.
- *SAR for nominal TSL parameters:* The measured TSL parameters are used to calculate the nominal SAR result.

The reported uncertainty of measurement is stated as the standard uncertainty of measurement multiplied by the coverage factor k=2, which for a normal distribution corresponds to a coverage probability of approximately 95%.

Unless otherwise stated the results shown in this test report refer only to the sample(s) tested and such sample(s) are retained for 90 days only.

除非另有說明，此報告結果僅對測試之樣品負責，同時此樣品僅保留90天。本報告未經本公司書面許可，不可部份複製。

This document is issued by the Company subject to its General Conditions of Service printed overleaf, available on request or accessible at [www.sgs.com/terms\\_and\\_conditions.htm](http://www.sgs.com/terms_and_conditions.htm) and, for electronic format documents, subject to Terms and Conditions for Electronic Documents at [www.sgs.com/terms\\_e-document.htm](http://www.sgs.com/terms_e-document.htm). Attention is drawn to the limitation of liability, indemnification and jurisdiction issues defined therein. Any holder of this document is advised that information contained hereon reflects the Company's findings at the time of its intervention only and within the limits of Client's instructions, if any. The Company's sole responsibility is to its Client and this document does not exonerate parties to a transaction from exercising all their rights and obligations under the transaction documents. This document cannot be reproduced except in full, without prior written approval of the Company. Any unauthorized alteration, forgery or falsification of the content or appearance of this document is unlawful and offenders may be prosecuted to the fullest extent of the law.

### Measurement Conditions

DASY system configuration, as far as not given on page 1.

DASY Version	DASY5	V52.8.7
Extrapolation	Advanced Extrapolation	
Phantom	Modular Flat Phantom V5.0	
Distance Dipole Center - TSL	10 mm	with Spacer
Zoom Scan Resolution	dx, dy = 4.0 mm, dz = 1.4 mm	Graded Ratio = 1.4 (Z direction)
Frequency	5200 MHz ± 1 MHz 5300 MHz ± 1 MHz 5600 MHz ± 1 MHz 5800 MHz ± 1 MHz	

### Head TSL parameters at 5200 MHz

The following parameters and calculations were applied.

	Temperature	Permittivity	Conductivity
Nominal Head TSL parameters	22.0 °C	36.0	4.66 mho/m
Measured Head TSL parameters	(22.0 ± 0.2) °C	37.2 ± 6 %	4.54 mho/m ± 6 %
Head TSL temperature change during test	< 0.5 °C	---	---

### SAR result with Head TSL at 5200 MHz

SAR averaged over 1 cm <sup>3</sup> (1 g) of Head TSL	Condition	
SAR measured	100 mW input power	7.67 W/kg
SAR for nominal Head TSL parameters	normalized to 1W	77.2 W/kg ± 19.9 % (k=2)

SAR averaged over 10 cm <sup>3</sup> (10 g) of Head TSL	condition	
SAR measured	100 mW input power	2.19 W/kg
SAR for nominal Head TSL parameters	normalized to 1W	22.1 W/kg ± 19.5 % (k=2)

### Head TSL parameters at 5300 MHz

The following parameters and calculations were applied.

	Temperature	Permittivity	Conductivity
Nominal Head TSL parameters	22.0 °C	35.9	4.76 mho/m
Measured Head TSL parameters	(22.0 ± 0.2) °C	37.0 ± 6 %	4.65 mho/m ± 6 %
Head TSL temperature change during test	< 0.5 °C	---	---

### SAR result with Head TSL at 5300 MHz

SAR averaged over 1 cm <sup>3</sup> (1 g) of Head TSL	Condition	
SAR measured	100 mW input power	8.14 W/kg
SAR for nominal Head TSL parameters	normalized to 1W	81.6 W / kg ± 19.9 % (k=2)

SAR averaged over 10 cm <sup>3</sup> (10 g) of Head TSL	condition	
SAR measured	100 mW input power	2.32 W/kg
SAR for nominal Head TSL parameters	normalized to 1W	23.4 W/kg ± 19.5 % (k=2)

Unless otherwise stated the results shown in this test report refer only to the sample(s) tested and such sample(s) are retained for 90 days only.

除非另有說明，此報告結果僅對測試之樣品負責，同時此樣品僅保留90天。本報告未經本公司書面許可，不可部份複製。

This document is issued by the Company subject to its General Conditions of Service printed overleaf, available on request or accessible at [www.sgs.com/terms\\_and\\_conditions.htm](http://www.sgs.com/terms_and_conditions.htm) and, for electronic format documents, subject to Terms and Conditions for Electronic Documents at [www.sgs.com/terms\\_e-document.htm](http://www.sgs.com/terms_e-document.htm). Attention is drawn to the limitation of liability, indemnification and jurisdiction issues defined therein. Any holder of this document is advised that information contained hereon reflects the Company's findings at the time of its intervention only and within the limits of Client's instructions, if any. The Company's sole responsibility is to its Client and this document does not exonerate parties to a transaction from exercising all their rights and obligations under the transaction documents. This document cannot be reproduced except in full, without prior written approval of the Company. Any unauthorized alteration, forgery or falsification of the content or appearance of this document is unlawful and offenders may be prosecuted to the fullest extent of the law.



**Head TSL parameters at 5600 MHz**

The following parameters and calculations were applied.

	Temperature	Permittivity	Conductivity
Nominal Head TSL parameters	22.0 °C	35.5	5.07 mho/m
Measured Head TSL parameters	(22.0 ± 0.2) °C	36.6 ± 6 %	4.96 mho/m ± 6 %
Head TSL temperature change during test	< 0.5 °C	---	---

**SAR result with Head TSL at 5600 MHz**

SAR averaged over 1 cm <sup>3</sup> (1 g) of Head TSL	Condition	
SAR measured	100 mW input power	8.09 W/kg
SAR for nominal Head TSL parameters	normalized to 1W	81.3 W/kg ± 19.9 % (k=2)

SAR averaged over 10 cm <sup>3</sup> (10 g) of Head TSL	condition	
SAR measured	100 mW input power	2.30 W/kg
SAR for nominal Head TSL parameters	normalized to 1W	23.2 W/kg ± 19.5 % (k=2)

**Head TSL parameters at 5800 MHz**

The following parameters and calculations were applied.

	Temperature	Permittivity	Conductivity
Nominal Head TSL parameters	22.0 °C	35.3	5.27 mho/m
Measured Head TSL parameters	(22.0 ± 0.2) °C	36.3 ± 6 %	5.18 mho/m ± 6 %
Head TSL temperature change during test	< 0.5 °C	---	---

**SAR result with Head TSL at 5800 MHz**

SAR averaged over 1 cm <sup>3</sup> (1 g) of Head TSL	Condition	
SAR measured	100 mW input power	7.77 W/kg
SAR for nominal Head TSL parameters	normalized to 1W	78.1 W/kg ± 19.9 % (k=2)

SAR averaged over 10 cm <sup>3</sup> (10 g) of Head TSL	condition	
SAR measured	100 mW input power	2.20 W/kg
SAR for nominal Head TSL parameters	normalized to 1W	22.1 W/kg ± 19.5 % (k=2)

Unless otherwise stated the results shown in this test report refer only to the sample(s) tested and such sample(s) are retained for 90 days only.

除非另有說明，此報告結果僅對測試之樣品負責，同時此樣品僅保留90天。本報告未經本公司書面許可，不可部份複製。

This document is issued by the Company subject to its General Conditions of Service printed overleaf, available on request or accessible at [www.sgs.com/terms\\_and\\_conditions.htm](http://www.sgs.com/terms_and_conditions.htm) and, for electronic format documents, subject to Terms and Conditions for Electronic Documents at [www.sgs.com/terms\\_e-document.htm](http://www.sgs.com/terms_e-document.htm). Attention is drawn to the limitation of liability, indemnification and jurisdiction issues defined therein. Any holder of this document is advised that information contained hereon reflects the Company's findings at the time of its intervention only and within the limits of Client's instructions, if any. The Company's sole responsibility is to its Client and this document does not exonerate parties to a transaction from exercising all their rights and obligations under the transaction documents. This document cannot be reproduced except in full, without prior written approval of the Company. Any unauthorized alteration, forgery or falsification of the content or appearance of this document is unlawful and offenders may be prosecuted to the fullest extent of the law.

**Body TSL parameters at 5200 MHz**

The following parameters and calculations were applied.

	Temperature	Permittivity	Conductivity
Nominal Body TSL parameters	22.0 °C	49.0	5.30 mho/m
Measured Body TSL parameters	(22.0 ± 0.2) °C	47.8 ± 6 %	5.40 mho/m ± 6 %
Body TSL temperature change during test	< 0.5 °C	----	----

**SAR result with Body TSL at 5200 MHz**

SAR averaged over 1 cm <sup>3</sup> (1 g) of Body TSL	Condition	
SAR measured	100 mW input power	7.39 W/kg
SAR for nominal Body TSL parameters	normalized to 1W	<b>73.6 W/kg ± 19.9 % (k=2)</b>

SAR averaged over 10 cm <sup>3</sup> (10 g) of Body TSL	condition	
SAR measured	100 mW input power	2.06 W/kg
SAR for nominal Body TSL parameters	normalized to 1W	<b>20.5 W/kg ± 19.5 % (k=2)</b>

**Body TSL parameters at 5300 MHz**

The following parameters and calculations were applied.

	Temperature	Permittivity	Conductivity
Nominal Body TSL parameters	22.0 °C	48.9	5.42 mho/m
Measured Body TSL parameters	(22.0 ± 0.2) °C	47.6 ± 6 %	5.53 mho/m ± 6 %
Body TSL temperature change during test	< 0.5 °C	----	----

**SAR result with Body TSL at 5300 MHz**

SAR averaged over 1 cm <sup>3</sup> (1 g) of Body TSL	Condition	
SAR measured	100 mW input power	7.62 W/kg
SAR for nominal Body TSL parameters	normalized to 1W	<b>75.8 W/kg ± 19.9 % (k=2)</b>

SAR averaged over 10 cm <sup>3</sup> (10 g) of Body TSL	condition	
SAR measured	100 mW input power	2.13 W/kg
SAR for nominal Body TSL parameters	normalized to 1W	<b>21.2 W/kg ± 19.5 % (k=2)</b>

Unless otherwise stated the results shown in this test report refer only to the sample(s) tested and such sample(s) are retained for 90 days only.

除非另有說明，此報告結果僅對測試之樣品負責，同時此樣品僅保留90天。本報告未經本公司書面許可，不可部份複製。

This document is issued by the Company subject to its General Conditions of Service printed overleaf, available on request or accessible at [www.sgs.com/terms\\_and\\_conditions.htm](http://www.sgs.com/terms_and_conditions.htm) and, for electronic format documents, subject to Terms and Conditions for Electronic Documents at [www.sgs.com/terms\\_e-document.htm](http://www.sgs.com/terms_e-document.htm). Attention is drawn to the limitation of liability, indemnification and jurisdiction issues defined therein. Any holder of this document is advised that information contained hereon reflects the Company's findings at the time of its intervention only and within the limits of Client's instructions, if any. The Company's sole responsibility is to its Client and this document does not exonerate parties to a transaction from exercising all their rights and obligations under the transaction documents. This document cannot be reproduced except in full, without prior written approval of the Company. Any unauthorized alteration, forgery or falsification of the content or appearance of this document is unlawful and offenders may be prosecuted to the fullest extent of the law.

**Body TSL parameters at 5600 MHz**

The following parameters and calculations were applied.

	Temperature	Permittivity	Conductivity
Nominal Body TSL parameters	22.0 °C	48.6	5.77 mho/m
Measured Body TSL parameters	(22.0 ± 0.2) °C	47.1 ± 6 %	5.93 mho/m ± 6 %
Body TSL temperature change during test	< 0.5 °C	---	---

**SAR result with Body TSL at 5600 MHz**

SAR averaged over 1 cm <sup>3</sup> (1 g) of Body TSL	Condition	
SAR measured	100 mW input power	8.04 W/kg
SAR for nominal Body TSL parameters	normalized to 1W	<b>80.0 W/kg ± 19.9 % (k=2)</b>

SAR averaged over 10 cm <sup>3</sup> (10 g) of Body TSL	condition	
SAR measured	100 mW input power	2.23 W/kg
SAR for nominal Body TSL parameters	normalized to 1W	<b>22.2 W/kg ± 19.5 % (k=2)</b>

**Body TSL parameters at 5800 MHz**

The following parameters and calculations were applied.

	Temperature	Permittivity	Conductivity
Nominal Body TSL parameters	22.0 °C	48.2	6.00 mho/m
Measured Body TSL parameters	(22.0 ± 0.2) °C	46.8 ± 6 %	6.21 mho/m ± 6 %
Body TSL temperature change during test	< 0.5 °C	---	---

**SAR result with Body TSL at 5800 MHz**

SAR averaged over 1 cm <sup>3</sup> (1 g) of Body TSL	Condition	
SAR measured	100 mW input power	7.44 W/kg
SAR for nominal Body TSL parameters	normalized to 1W	<b>74.1 W/kg ± 19.9 % (k=2)</b>

SAR averaged over 10 cm <sup>3</sup> (10 g) of Body TSL	condition	
SAR measured	100 mW input power	2.05 W/kg
SAR for nominal Body TSL parameters	normalized to 1W	<b>20.4 W/kg ± 19.5 % (k=2)</b>

Unless otherwise stated the results shown in this test report refer only to the sample(s) tested and such sample(s) are retained for 90 days only.

除非另有說明，此報告結果僅對測試之樣品負責，同時此樣品僅保留90天。本報告未經本公司書面許可，不可部份複製。

This document is issued by the Company subject to its General Conditions of Service printed overleaf, available on request or accessible at [www.sgs.com/terms\\_and\\_conditions.htm](http://www.sgs.com/terms_and_conditions.htm) and, for electronic format documents, subject to Terms and Conditions for Electronic Documents at [www.sgs.com/terms\\_e-document.htm](http://www.sgs.com/terms_e-document.htm). Attention is drawn to the limitation of liability, indemnification and jurisdiction issues defined therein. Any holder of this document is advised that information contained hereon reflects the Company's findings at the time of its intervention only and within the limits of Client's instructions, if any. The Company's sole responsibility is to its Client and this document does not exonerate parties to a transaction from exercising all their rights and obligations under the transaction documents. This document cannot be reproduced except in full, without prior written approval of the Company. Any unauthorized alteration, forgery or falsification of the content or appearance of this document is unlawful and offenders may be prosecuted to the fullest extent of the law.

**Appendix**

**Antenna Parameters with Head TSL at 5200 MHz**

Impedance, transformed to feed point	49.9 $\Omega$ - 7.7 j $\Omega$
Return Loss	- 22.3 dB

**Antenna Parameters with Head TSL at 5300 MHz**

Impedance, transformed to feed point	51.2 $\Omega$ - 4.0 j $\Omega$
Return Loss	- 27.6 dB

**Antenna Parameters with Head TSL at 5600 MHz**

Impedance, transformed to feed point	53.8 $\Omega$ - 2.5 j $\Omega$
Return Loss	- 27.1 dB

**Antenna Parameters with Head TSL at 5800 MHz**

Impedance, transformed to feed point	56.5 $\Omega$ + 0.5 j $\Omega$
Return Loss	- 24.3 dB

**Antenna Parameters with Body TSL at 5200 MHz**

Impedance, transformed to feed point	50.0 $\Omega$ - 6.1 j $\Omega$
Return Loss	- 24.3 dB

**Antenna Parameters with Body TSL at 5300 MHz**

Impedance, transformed to feed point	51.3 $\Omega$ - 1.9 j $\Omega$
Return Loss	- 32.7 dB

**Antenna Parameters with Body TSL at 5600 MHz**

Impedance, transformed to feed point	54.3 $\Omega$ - 0.4 j $\Omega$
Return Loss	- 27.6 dB

**Antenna Parameters with Body TSL at 5800 MHz**

Impedance, transformed to feed point	57.1 $\Omega$ + 3.3 j $\Omega$
Return Loss	- 22.7 dB

Unless otherwise stated the results shown in this test report refer only to the sample(s) tested and such sample(s) are retained for 90 days only.

除非另有說明，此報告結果僅對測試之樣品負責，同時此樣品僅保留90天。本報告未經本公司書面許可，不可部份複製。

This document is issued by the Company subject to its General Conditions of Service printed overleaf, available on request or accessible at [www.sgs.com/terms\\_and\\_conditions.htm](http://www.sgs.com/terms_and_conditions.htm) and, for electronic format documents, subject to Terms and Conditions for Electronic Documents at [www.sgs.com/terms\\_e-document.htm](http://www.sgs.com/terms_e-document.htm). Attention is drawn to the limitation of liability, indemnification and jurisdiction issues defined therein. Any holder of this document is advised that information contained hereon reflects the Company's findings at the time of its intervention only and within the limits of Client's instructions, if any. The Company's sole responsibility is to its Client and this document does not exonerate parties to a transaction from exercising all their rights and obligations under the transaction documents. This document cannot be reproduced except in full, without prior written approval of the Company. Any unauthorized alteration, forgery or falsification of the content or appearance of this document is unlawful and offenders may be prosecuted to the fullest extent of the law.

**General Antenna Parameters and Design**

Electrical Delay (one direction)	1.199 ns
----------------------------------	----------

After long term use with 100W radiated power, only a slight warming of the dipole near the feedpoint can be measured.

The dipole is made of standard semirigid coaxial cable. The center conductor of the feeding line is directly connected to the second arm of the dipole. The antenna is therefore short-circuited for DC-signals. On some of the dipoles, small end caps are added to the dipole arms in order to improve matching when loaded according to the position as explained in the "Measurement Conditions" paragraph. The SAR data are not affected by this change. The overall dipole length is still according to the Standard.

No excessive force must be applied to the dipole arms, because they might bend or the soldered connections near the feedpoint may be damaged.

**Additional EUT Data**

Manufactured by	SPEAG
Manufactured on	February 05, 2004

Unless otherwise stated the results shown in this test report refer only to the sample(s) tested and such sample(s) are retained for 90 days only.

除非另有說明，此報告結果僅對測試之樣品負責，同時此樣品僅保留90天。本報告未經本公司書面許可，不可部份複製。

This document is issued by the Company subject to its General Conditions of Service printed overleaf, available on request or accessible at [www.sgs.com/terms\\_and\\_conditions.htm](http://www.sgs.com/terms_and_conditions.htm) and, for electronic format documents, subject to Terms and Conditions for Electronic Documents at [www.sgs.com/terms\\_e-document.htm](http://www.sgs.com/terms_e-document.htm). Attention is drawn to the limitation of liability, indemnification and jurisdiction issues defined therein. Any holder of this document is advised that information contained hereon reflects the Company's findings at the time of its intervention only and within the limits of Client's instructions, if any. The Company's sole responsibility is to its Client and this document does not exonerate parties to a transaction from exercising all their rights and obligations under the transaction documents. This document cannot be reproduced except in full, without prior written approval of the Company. Any unauthorized alteration, forgery or falsification of the content or appearance of this document is unlawful and offenders may be prosecuted to the fullest extent of the law.

**DASY5 Validation Report for Head TSL**

Date: 30.01.2014

Test Laboratory: SPEAG, Zurich, Switzerland

**DUT: Dipole 5GHz; Type: D5GHzV2; Serial: D5GHzV2 - SN: 1023**

Communication System: UID 0 - CW; Frequency: 5200 MHz, Frequency: 5300 MHz, Frequency: 5500 MHz, Frequency: 5600 MHz, Frequency: 5800 MHz

Medium parameters used:  $f = 5200$  MHz;  $\sigma = 4.54$  S/m;  $\epsilon_r = 37.2$ ;  $\rho = 1000$  kg/m<sup>3</sup>, Medium parameters used:  $f = 5300$  MHz;  $\sigma = 4.65$  S/m;  $\epsilon_r = 37$ ;  $\rho = 1000$  kg/m<sup>3</sup>, Medium parameters used:  $f = 5600$  MHz;  $\sigma = 4.96$  S/m;  $\epsilon_r = 36.6$ ;  $\rho = 1000$  kg/m<sup>3</sup>, Medium parameters used:  $f = 5800$  MHz;  $\sigma = 5.18$  S/m;  $\epsilon_r = 36.3$ ;  $\rho = 1000$  kg/m<sup>3</sup>

Phantom section: Flat Section

Measurement Standard: DASY5 (IEEE/IEC/ANSI C63.19-2007)

DASY52 Configuration:

- Probe: EX3DV4 - SN3503; ConvF(5.52, 5.52, 5.52); Calibrated: 30.12.2013, ConvF(5.2, 5.2, 5.2); Calibrated: 30.12.2013, ConvF(4.86, 4.86, 4.86); Calibrated: 30.12.2013, ConvF(4.91, 4.91, 4.91); Calibrated: 30.12.2013;
- Sensor-Surface: 1.4mm (Mechanical Surface Detection)
- Electronics: DAE4 Sn601; Calibrated: 25.04.2013
- Phantom: Flat Phantom 5.0 (front); Type: QD000P50AA; Serial: 1001
- DASY52 52.8.7(1137); SEMCAD X 14.6.10(7164)

**Dipole Calibration for Head Tissue/Pin=100mW, dist=10mm, f=5200 MHz/Zoom Scan, dist=1.4mm (8x8x7)/Cube 0:** Measurement grid: dx=4mm, dy=4mm, dz=1.4mm  
Reference Value = 62.583 V/m; Power Drift = 0.03 dB  
Peak SAR (extrapolated) = 28.2 W/kg  
**SAR(1 g) = 7.67 W/kg; SAR(10 g) = 2.19 W/kg**  
Maximum value of SAR (measured) = 18.2 W/kg

**Dipole Calibration for Head Tissue/Pin=100mW, dist=10mm, f=5300 MHz/Zoom Scan, dist=1.4mm (8x8x7)/Cube 0:** Measurement grid: dx=4mm, dy=4mm, dz=1.4mm  
Reference Value = 63.619 V/m; Power Drift = 0.01 dB  
Peak SAR (extrapolated) = 30.8 W/kg  
**SAR(1 g) = 8.14 W/kg; SAR(10 g) = 2.32 W/kg**  
Maximum value of SAR (measured) = 19.4 W/kg

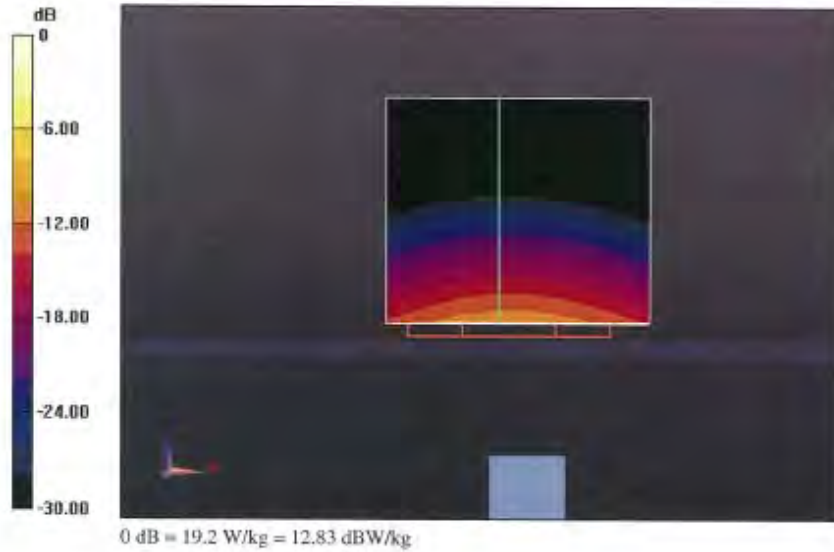
**Dipole Calibration for Head Tissue/Pin=100mW, dist=10mm, f=5600 MHz/Zoom Scan, dist=1.4mm (8x8x7)/Cube 0:** Measurement grid: dx=4mm, dy=4mm, dz=1.4mm  
Reference Value = 61.852 V/m; Power Drift = 0.04 dB  
Peak SAR (extrapolated) = 32.3 W/kg  
**SAR(1 g) = 8.09 W/kg; SAR(10 g) = 2.3 W/kg**  
Maximum value of SAR (measured) = 19.7 W/kg

Unless otherwise stated the results shown in this test report refer only to the sample(s) tested and such sample(s) are retained for 90 days only.

除非另有說明，此報告結果僅對測試之樣品負責，同時此樣品僅保留90天。本報告未經本公司書面許可，不可部份複製。

This document is issued by the Company subject to its General Conditions of Service printed overleaf, available on request or accessible at [www.sgs.com/terms\\_and\\_conditions.htm](http://www.sgs.com/terms_and_conditions.htm) and, for electronic format documents, subject to Terms and Conditions for Electronic Documents at [www.sgs.com/terms\\_e-document.htm](http://www.sgs.com/terms_e-document.htm). Attention is drawn to the limitation of liability, indemnification and jurisdiction issues defined therein. Any holder of this document is advised that information contained hereon reflects the Company's findings at the time of its intervention only and within the limits of Client's instructions, if any. The Company's sole responsibility is to its Client and this document does not exonerate parties to a transaction from exercising all their rights and obligations under the transaction documents. This document cannot be reproduced except in full, without prior written approval of the Company. Any unauthorized alteration, forgery or falsification of the content or appearance of this document is unlawful and offenders may be prosecuted to the fullest extent of the law.

**Dipole Calibration for Head Tissue/Pin=100mW, dist=10mm, f=5800 MHz/Zoom Scan, dist=1.4mm (8x8x7)/Cube 0:** Measurement grid: dx=4mm, dy=4mm, dz=1.4mm  
 Reference Value = 59.398 V/m; Power Drift = 0.01 dB  
 Peak SAR (extrapolated) = 32.6 W/kg  
 SAR(1 g) = 7.77 W/kg; SAR(10 g) = 2.2 W/kg  
 Maximum value of SAR (measured) = 19.2 W/kg

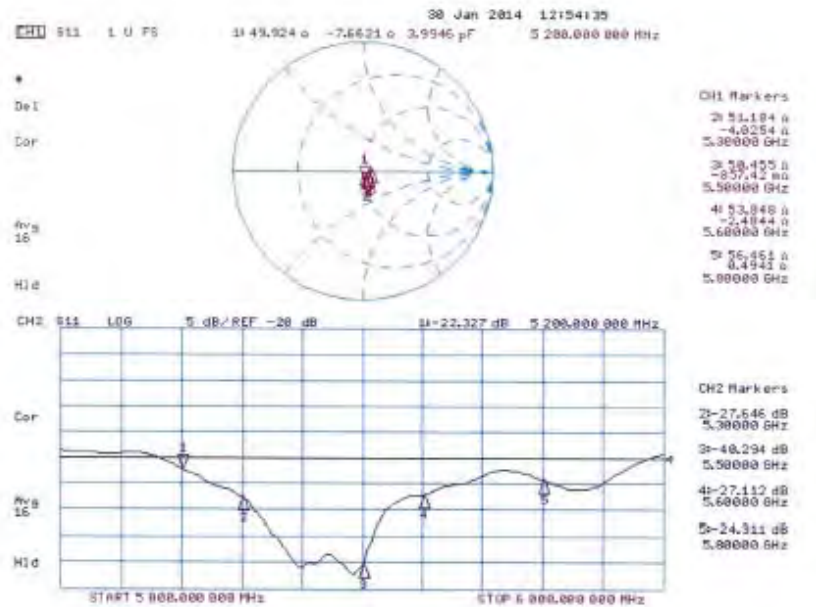


Unless otherwise stated the results shown in this test report refer only to the sample(s) tested and such sample(s) are retained for 90 days only.

除非另有說明，此報告結果僅對測試之樣品負責，同時此樣品僅保留90天。本報告未經本公司書面許可，不可部份複製。

This document is issued by the Company subject to its General Conditions of Service printed overleaf, available on request or accessible at [www.sgs.com/terms\\_and\\_conditions.htm](http://www.sgs.com/terms_and_conditions.htm) and, for electronic format documents, subject to Terms and Conditions for Electronic Documents at [www.sgs.com/terms\\_e-document.htm](http://www.sgs.com/terms_e-document.htm). Attention is drawn to the limitation of liability, indemnification and jurisdiction issues defined therein. Any holder of this document is advised that information contained hereon reflects the Company's findings at the time of its intervention only and within the limits of Client's instructions, if any. The Company's sole responsibility is to its Client and this document does not exonerate parties to a transaction from exercising all their rights and obligations under the transaction documents. This document cannot be reproduced except in full, without prior written approval of the Company. Any unauthorized alteration, forgery or falsification of the content or appearance of this document is unlawful and offenders may be prosecuted to the fullest extent of the law.

## Impedance Measurement Plot for Head TSL



Unless otherwise stated the results shown in this test report refer only to the sample(s) tested and such sample(s) are retained for 90 days only.

除非另有說明，此報告結果僅對測試之樣品負責，同時此樣品僅保留90天。本報告未經本公司書面許可，不可部份複製。

This document is issued by the Company subject to its General Conditions of Service printed overleaf, available on request or accessible at [www.sgs.com/terms\\_and\\_conditions.htm](http://www.sgs.com/terms_and_conditions.htm) and, for electronic format documents, subject to Terms and Conditions for Electronic Documents at [www.sgs.com/terms\\_e-document.htm](http://www.sgs.com/terms_e-document.htm). Attention is drawn to the limitation of liability, indemnification and jurisdiction issues defined therein. Any holder of this document is advised that information contained hereon reflects the Company's findings at the time of its intervention only and within the limits of Client's instructions, if any. The Company's sole responsibility is to its Client and this document does not exonerate parties to a transaction from exercising all their rights and obligations under the transaction documents. This document cannot be reproduced except in full, without prior written approval of the Company. Any unauthorized alteration, forgery or falsification of the content or appearance of this document is unlawful and offenders may be prosecuted to the fullest extent of the law.



**DASY5 Validation Report for Body TSL**

Date: 29.01.2014

Test Laboratory: SPEAG, Zurich, Switzerland

**DUT: Dipole 5GHz; Type: D5GHzV2; Serial: D5GHzV2 - SN: 1023**

Communication System: UID 0 - CW; Frequency: 5200 MHz, Frequency: 5300 MHz, Frequency: 5500 MHz, Frequency: 5600 MHz, Frequency: 5800 MHz  
Medium parameters used:  $f = 5200$  MHz;  $\sigma = 5.4$  S/m;  $\epsilon_r = 47.8$ ;  $\rho = 1000$  kg/m<sup>3</sup>, Medium parameters used:  $f = 5300$  MHz;  $\sigma = 5.53$  S/m;  $\epsilon_r = 47.6$ ;  $\rho = 1000$  kg/m<sup>3</sup>, Medium parameters used:  $f = 5600$  MHz;  $\sigma = 5.93$  S/m;  $\epsilon_r = 47.1$ ;  $\rho = 1000$  kg/m<sup>3</sup>, Medium parameters used:  $f = 5800$  MHz;  $\sigma = 6.21$  S/m;  $\epsilon_r = 46.8$ ;  $\rho = 1000$  kg/m<sup>3</sup>  
Phantom section: Flat Section  
Measurement Standard: DASY5 (IEEE/IEC/ANSI C63.19-2007)

DASY52 Configuration:

- Probe: EX3DV4 - SN3503; ConvF(5.01, 5.01, 5.01); Calibrated: 30.12.2013, ConvF(4.76, 4.76, 4.76); Calibrated: 30.12.2013, ConvF(4.3, 4.3, 4.3); Calibrated: 30.12.2013, ConvF(4.47, 4.47, 4.47); Calibrated: 30.12.2013;
- Sensor-Surface: 1.4mm (Mechanical Surface Detection)
- Electronics: DAE4 Sn601; Calibrated: 25.04.2013
- Phantom: Flat Phantom 5.0 (back); Type: QD000P50AA; Serial: 1002
- DASY52 52.8.7(1137); SEMCAD X 14.6.10(7164)

**Dipole Calibration for Body Tissue/Pin=100mW, dist=10mm, f=5200 MHz/Zoom Scan, dist=1.4mm (8x8x7)/Cube 0:** Measurement grid: dx=4mm, dy=4mm, dz=1.4mm  
Reference Value = 57.977 V/m; Power Drift = -0.03 dB  
Peak SAR (extrapolated) = 29.2 W/kg  
**SAR(1 g) = 7.39 W/kg; SAR(10 g) = 2.06 W/kg**  
Maximum value of SAR (measured) = 17.6 W/kg

**Dipole Calibration for Body Tissue/Pin=100mW, dist=10mm, f=5300 MHz/Zoom Scan, dist=1.4mm (8x8x7)/Cube 0:** Measurement grid: dx=4mm, dy=4mm, dz=1.4mm  
Reference Value = 58.404 V/m; Power Drift = 0.00 dB  
Peak SAR (extrapolated) = 30.9 W/kg  
**SAR(1 g) = 7.62 W/kg; SAR(10 g) = 2.13 W/kg**  
Maximum value of SAR (measured) = 18.5 W/kg


**Dipole Calibration for Body Tissue/Pin=100mW, dist=10mm, f=5600 MHz/Zoom Scan, dist=1.4mm (8x8x7)/Cube 0:** Measurement grid: dx=4mm, dy=4mm, dz=1.4mm  
Reference Value = 58.115 V/m; Power Drift = 0.02 dB  
Peak SAR (extrapolated) = 35.7 W/kg  
**SAR(1 g) = 8.04 W/kg; SAR(10 g) = 2.23 W/kg**  
Maximum value of SAR (measured) = 20.0 W/kg

Unless otherwise stated the results shown in this test report refer only to the sample(s) tested and such sample(s) are retained for 90 days only.

除非另有說明，此報告結果僅對測試之樣品負責，同時此樣品僅保留90天。本報告未經本公司書面許可，不可部份複製。

This document is issued by the Company subject to its General Conditions of Service printed overleaf, available on request or accessible at [www.sgs.com/terms\\_and\\_conditions.htm](http://www.sgs.com/terms_and_conditions.htm) and, for electronic format documents, subject to Terms and Conditions for Electronic Documents at [www.sgs.com/terms\\_e-document.htm](http://www.sgs.com/terms_e-document.htm). Attention is drawn to the limitation of liability, indemnification and jurisdiction issues defined therein. Any holder of this document is advised that information contained hereon reflects the Company's findings at the time of its intervention only and within the limits of Client's instructions, if any. The Company's sole responsibility is to its Client and this document does not exonerate parties to a transaction from exercising all their rights and obligations under the transaction documents. This document cannot be reproduced except in full, without prior written approval of the Company. Any unauthorized alteration, forgery or falsification of the content or appearance of this document is unlawful and offenders may be prosecuted to the fullest extent of the law.

**Dipole Calibration for Body Tissue/Pin=100mW, dist=10mm, f=5800 MHz/Zoom Scan, dist=1.4mm (8x8x7)/Cube 0:** Measurement grid: dx=4mm, dy=4mm, dz=1.4mm  
Reference Value = 54.877 V/m; Power Drift = 0.00 dB  
Peak SAR (extrapolated) = 34.9 W/kg  
SAR(1 g) = 7.44 W/kg; SAR(10 g) = 2.05 W/kg  
Maximum value of SAR (measured) = 19.0 W/kg

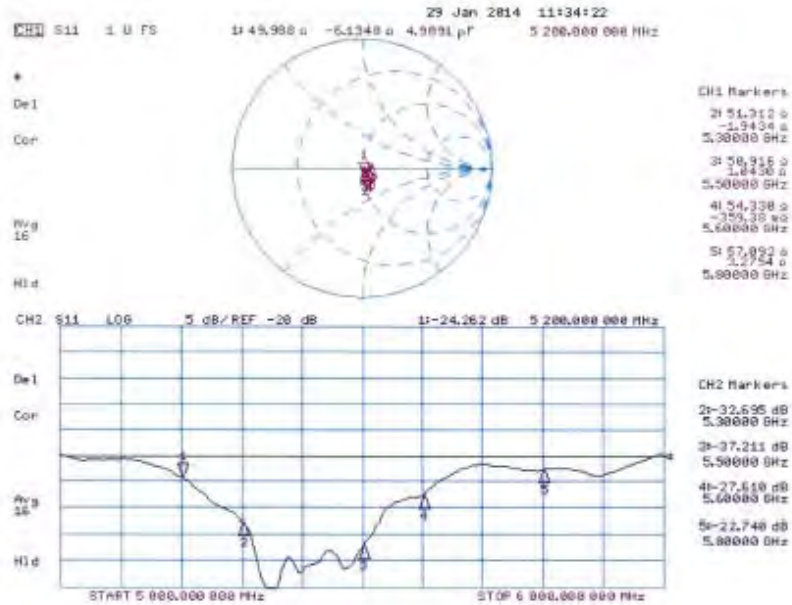


Unless otherwise stated the results shown in this test report refer only to the sample(s) tested and such sample(s) are retained for 90 days only.

除非另有說明，此報告結果僅對測試之樣品負責，同時此樣品僅保留90天。本報告未經本公司書面許可，不可部份複製。

This document is issued by the Company subject to its General Conditions of Service printed overleaf, available on request or accessible at [www.sgs.com/terms\\_and\\_conditions.htm](http://www.sgs.com/terms_and_conditions.htm) and, for electronic format documents, subject to Terms and Conditions for Electronic Documents at [www.sgs.com/terms\\_e-document.htm](http://www.sgs.com/terms_e-document.htm). Attention is drawn to the limitation of liability, indemnification and jurisdiction issues defined therein. Any holder of this document is advised that information contained hereon reflects the Company's findings at the time of its intervention only and within the limits of Client's instructions, if any. The Company's sole responsibility is to its Client and this document does not exonerate parties to a transaction from exercising all their rights and obligations under the transaction documents. This document cannot be reproduced except in full, without prior written approval of the Company. Any unauthorized alteration, forgery or falsification of the content or appearance of this document is unlawful and offenders may be prosecuted to the fullest extent of the law.

Impedance Measurement Plot for Body TSL



- End of 1<sup>st</sup> part of report -

Unless otherwise stated the results shown in this test report refer only to the sample(s) tested and such sample(s) are retained for 90 days only.

除非另有說明，此報告結果僅對測試之樣品負責，同時此樣品僅保留90天。本報告未經本公司書面許可，不可部份複製。

This document is issued by the Company subject to its General Conditions of Service printed overleaf, available on request or accessible at [www.sgs.com/terms\\_and\\_conditions.htm](http://www.sgs.com/terms_and_conditions.htm) and, for electronic format documents, subject to Terms and Conditions for Electronic Documents at [www.sgs.com/terms\\_e-document.htm](http://www.sgs.com/terms_e-document.htm). Attention is drawn to the limitation of liability, indemnification and jurisdiction issues defined therein. Any holder of this document is advised that information contained hereon reflects the Company's findings at the time of its intervention only and within the limits of Client's instructions, if any. The Company's sole responsibility is to its Client and this document does not exonerate parties to a transaction from exercising all their rights and obligations under the transaction documents. This document cannot be reproduced except in full, without prior written approval of the Company. Any unauthorized alteration, forgery or falsification of the content or appearance of this document is unlawful and offenders may be prosecuted to the fullest extent of the law.