

FCC Test Report

FCC ID : COF-WMBANMT41
Equipment : 802.11 a/b/g/n + BT 4.2 module
Brand Name : USI
Model Name : WM-BAN-MT-41
Applicant : Universal Global Scientific Industrial Co., Ltd
141, Lane 351, Sec. 1, Taiping Road., Tsaotuen, Nantou
54261, Taiwan
Manufacturer : Universal Global Scientific Industrial Co., Ltd
141, Lane 351, Sec. 1, Taiping Road., Tsaotuen, Nantou
54261, Taiwan
Standard : 47 CFR FCC Part 15.407

The product was received on May 20, 2019, and testing was started from May 22, 2019 and completed on May 31, 2019. We, SPORTON INTERNATIONAL INC. EMC & Wireless Communications Laboratory, would like to declare that the tested sample has been evaluated in accordance with the procedures given in ANSI C63.10-2013 and shown compliance with the applicable technical standards.

The report must not be used by the client to claim product certification, approval, or endorsement by TAF or any agency of government.

The test results in this report apply exclusively to the tested model / sample. Without written approval of SPORTON INTERNATIONAL INC. EMC & Wireless Communications Laboratory, the test report shall not be reproduced except in full.



Approved by: Allen Lin

SPORTON INTERNATIONAL INC. EMC & Wireless Communications Laboratory

No. 52, Huaya 1st Rd., Guishan Dist., Taoyuan City, Taiwan (R.O.C.)



Table of Contents

HISTORY OF THIS TEST REPORT3

SUMMARY OF TEST RESULT4

1 GENERAL DESCRIPTION5

1.1 Information.....5

1.2 Testing Applied Standards8

1.3 Testing Location Information8

1.4 Measurement Uncertainty8

2 TEST CONFIGURATION OF EUT.....9

2.1 Test Condition9

2.2 Test Channel Mode9

2.3 The Worst Case Measurement Configuration.....11

2.4 Support Equipment.....12

2.5 Test Setup Diagram13

3 TRANSMITTER TEST RESULT15

3.1 AC Power-line Conducted Emissions15

3.2 Emission Bandwidth16

3.3 Maximum Conducted Output Power17

3.4 Peak Power Spectral Density.....19

3.5 Unwanted Emissions.....21

3.6 Test Equipment and Calibration Data25

APPENDIX A. TEST RESULTS OF AC POWER-LINE CONDUCTED EMISSIONS

APPENDIX B. TEST RESULTS OF EMISSION BANDWIDTH

APPENDIX C. TEST RESULTS OF MAXIMUM CONDUCTED OUTPUT POWER

APPENDIX D. TEST RESULTS OF PEAK POWER SPECTRAL DENSITY

APPENDIX E. TEST RESULTS OF UNWANTED EMISSIONS

APPENDIX F. TEST RESULTS OF RADIATED EMISSION CO-LOCATION

APPENDIX G. TEST PHOTOS

PHOTOGRAPHS OF EUT V01



History of this test report

Report No.	Version	Description	Issued Date
FR952001AN	01	Initial issue of report	Jun. 24, 2019



Summary of Test Result

Report Clause	Ref. Std. Clause	Test Items	Result (PASS/FAIL)	Remark
1.1.2	15.203	Antenna Requirement	PASS	-
3.1	15.207	AC Power-line Conducted Emissions	PASS	-
3.2	15.407(a)	Emission Bandwidth	PASS	-
3.3	15.407(a)	Maximum Conducted Output Power	PASS	-
3.4	15.407(a)	Peak Power Spectral Density	PASS	-
3.5	15.407(b)	Unwanted Emissions	PASS	-

Declaration of Conformity:
The test results with all measurement uncertainty excluded are presented in accordance with the regulation limits or requirements declared by manufacturers.
Comments and explanations:
None

Reviewed by: Sam Chen

Report Producer: Amber Chiu



1 General Description

1.1 Information

1.1.1 RF General Information

Frequency Range (MHz)	IEEE Std. 802.11	Ch. Frequency (MHz)	Channel Number
5150-5250	a, n (HT20))	5180-5240	36-48 [4]
5250-5350		5260-5320	52-64 [4]
5470-5725		5500-5700	100-140 [11]
Straddle 5720		5720	144 [1]
5725-5850		5745-5825	149-165 [5]
5150-5250	n (HT40)	5190-5230	38-46 [2]
5250-5350		5270-5310	54-62 [2]
5470-5725		5510-5670	102-134 [5]
Straddle 5710		5710	142 [1]
5725-5850		5755-5795	151-159 [2]

Band	Mode	BWch (MHz)	Nant
5.15-5.25GHz	802.11a	20	1TX
5.25-5.35GHz	802.11a	20	1TX
5.47-5.725GHz	802.11a	20	1TX
5.725-5.85GHz	802.11a	20	1TX
5.15-5.25GHz	802.11n HT20	20	1TX
5.25-5.35GHz	802.11n HT20	20	1TX
5.47-5.725GHz	802.11n HT20	20	1TX
5.725-5.85GHz	802.11n HT20	20	1TX
5.15-5.25GHz	802.11n HT40	40	1TX
5.25-5.35GHz	802.11n HT40	40	1TX
5.47-5.725GHz	802.11n HT40	40	1TX
5.725-5.85GHz	802.11n HT40	40	1TX

Note:

- ♦ 11a, HT20 and HT40 use a combination of OFDM-BPSK, QPSK, 16QAM, 64QAM modulation.
- ♦ BWch is the nominal channel bandwidth.



1.1.2 Antenna Information

Ant.	Brand	Model Name	Antenna Type	Connector
1	-	-	Printed antenna	Murata

Ant.	Port	Gain (dBi)		
		2.4G	5G	BT
1	1	0	3	0

For 2.4GHz function:

For IEEE 802.11 b/g/n mode (1TX/1RX)

Ant. 1 could transmit/receive simultaneously.

For BT function:

For IEEE 802.15.1 Bluetooth mode (1TX/1RX)

Ant. 1 could transmit/receive simultaneously.

For 5GHz function:

For IEEE 802.11 a/n mode (1TX/1RX)

Ant. 1 could transmit/receive simultaneously.

1.1.3 EUT Information

Operational Condition				
EUT Power Type	From AC Adapter / DC power supply / Host System			
EUT Function	<input type="checkbox"/>	Outdoor	<input type="checkbox"/>	Indoor
	<input type="checkbox"/>	Fixed P2P	<input checked="" type="checkbox"/>	Client
Beamforming Function	<input type="checkbox"/>	With beamforming	<input checked="" type="checkbox"/>	Without beamforming
TPC Function	<input checked="" type="checkbox"/>	With TPC Function	<input type="checkbox"/>	Without TPC Function
Weather Band	<input checked="" type="checkbox"/>	With 5600~5650MHz	<input type="checkbox"/>	Without 5600~5650MHz
Type of EUT				
<input checked="" type="checkbox"/>	Stand-alone			
<input type="checkbox"/>	Combined (EUT where the radio part is fully integrated within another device)			
	Combined Equipment - Brand Name / Model No.: ...			
<input type="checkbox"/>	Plug-in radio (EUT intended for a variety of host systems)			
	Host System - Brand Name / Model No.: ...			
<input type="checkbox"/>	Other:			

1.1.4 Mode Test Duty Cycle

Mode	DC	DCF(dB)	T(s)	VBW(Hz) ≥ 1/T
802.11a	1	0	n/a (DC≥0.98)	n/a (DC≥0.98)
802.11n HT20	1	0	n/a (DC≥0.98)	n/a (DC≥0.98)
802.11n HT40	1	0	n/a (DC≥0.98)	n/a (DC≥0.98)

Note. If DC < 0.98, the DCF was added while measuring Output power and PSD.

1.2 Testing Applied Standards

According to the specifications of the manufacturer, the EUT must comply with the requirements of the following standards:

- ◆ 47 CFR FCC Part 15
- ◆ ANSI C63.10-2013
- ◆ KDB 789033 D02 v02r01

1.3 Testing Location Information

Testing Location				
<input checked="" type="checkbox"/>	HWA YA	ADD : No. 52, Huaya 1st Rd., Guishan Dist., Taoyuan City, Taiwan (R.O.C.)		
		TEL : 886-3-327-3456	FAX : 886-3-327-0973	
Test site Designation No. TW1190 with FCC.				
<input type="checkbox"/>	JHUBEI	ADD : No.8, Ln. 724, Bo'ai St., Zhubei City, Hsinchu County, Taiwan (R.O.C.)		
		TEL : 886-3-656-9065	FAX : 886-3-656-9085	
Test site Designation No. TW0006 with FCC.				

Test Condition	Test Site No.	Test Engineer	Test Environment	Test Date
RF Conducted	TH01-HY	Tim	23-24°C / 61-64%	28/May/2019~ 31/May/2019
Radiated	03CH02-HY	Patrick	24.6-27.8°C / 52.5-56.9%	22/May/2019~ 31/May/2019
AC Conduction	CO01-HY	Edward	24.3-27.8°C / 52.4-63.1%	25/May/2019

1.4 Measurement Uncertainty

ISO/IEC 17025 requires that an estimate of the measurement uncertainties associated with the emissions test results be included in the report. The measurement uncertainties given below are based on a 95% confidence level (based on a coverage factor (k=2))

Test Items	Uncertainty	Remark
Conducted Emission (150kHz ~ 30MHz)	3.54 dB	Confidence levels of 95%
Radiated Emission (9kHz ~ 30MHz)	1.6 dB	Confidence levels of 95%
Radiated Emission (30MHz ~ 1,000MHz)	4.3 dB	Confidence levels of 95%
Radiated Emission (1GHz ~ 18GHz)	3.9 dB	Confidence levels of 95%
Radiated Emission (18GHz ~ 40GHz)	3.5 dB	Confidence levels of 95%
Conducted Emission	1.3 dB	Confidence levels of 95%
Temperature	0.7 °C	Confidence levels of 95%
Humidity	4 %	Confidence levels of 95%



2 Test Configuration of EUT

2.1 Test Condition

Condition Item	Abbreviation/Remark	Remark
RF Conducted	Abbreviation	Remark
TnomVnom	Tnom	20°C
-	Vnom	5V

2.2 Test Channel Mode

Test Software Version	QATool_Dbg_ARM
-----------------------	----------------

Mode	PowerSetting
802.11a_Nss1,(6Mbps)_1TX	-
5180MHz	18
5200MHz	18
5240MHz	18
5260MHz	18
5300MHz	18
5320MHz	18
5500MHz	17
5580MHz	16
5700MHz	17
5720MHz Straddle 5.47-5.725GHz	1A
5720MHz Straddle 5.725-5.85GHz	1A
5745MHz	17
5785MHz	18
5825MHz	18
802.11n HT20_Nss1,(MCS0)_1TX	-
5180MHz	18
5200MHz	18
5240MHz	18
5260MHz	18
5300MHz	18
5320MHz	18
5500MHz	17






Mode	PowerSetting
5580MHz	16
5700MHz	18
5720MHz Straddle 5.47-5.725GHz	1B
5720MHz Straddle 5.725-5.85GHz	1B
5745MHz	18
5785MHz	18
5825MHz	19
802.11n HT40_Nss1,(MCS0)_1TX	-
5190MHz	16
5230MHz	15
5270MHz	15
5310MHz	14
5510MHz	14
5550MHz	14
5670MHz	14
5710MHz Straddle 5.47-5.725GHz	17
5710MHz Straddle 5.725-5.85GHz	17
5755MHz	14
5795MHz	15

2.3 The Worst Case Measurement Configuration

The Worst Case Mode for Following Conformance Tests	
Tests Item	AC power-line conducted emissions
Condition	AC power-line conducted measurement for line and neutral
Operating Mode	CTX
1	DC Power Supply mode

The Worst Case Mode for Following Conformance Tests	
Tests Item	Emission Bandwidth Maximum Conducted Output Power Peak Power Spectral Density
Test Condition	Conducted measurement at transmit chains

The Worst Case Mode for Following Conformance Tests			
Tests Item	Unwanted Emissions		
Test Condition	Radiated measurement If EUT consist of multiple antenna assembly (multiple antenna are used in EUT regardless of spatial multiplexing MIMO configuration), the radiated test should be performed with highest antenna gain of each antenna type.		
Operating Mode < 1GHz	CTX		
1	DC Power Supply mode		
Operating Mode > 1GHz	CTX		
Orthogonal Planes of EUT	X Plane	Y Plane	Z Plane
			
Worst Planes of EUT			V

The Worst Case Mode for Following Conformance Tests	
Tests Item	Simultaneous Transmission Analysis
Test Condition	Radiated measurement
Operating Mode	Normal Link
1	Bluetooth+WLAN 2.4GHz
2	Bluetooth+WLAN 5GHz
Refer to Sporton Test Report No.: FA952001 for Co-location RF Exposure Evaluation and Appendix F for Radiated Emission Co-location.	



2.4 Support Equipment

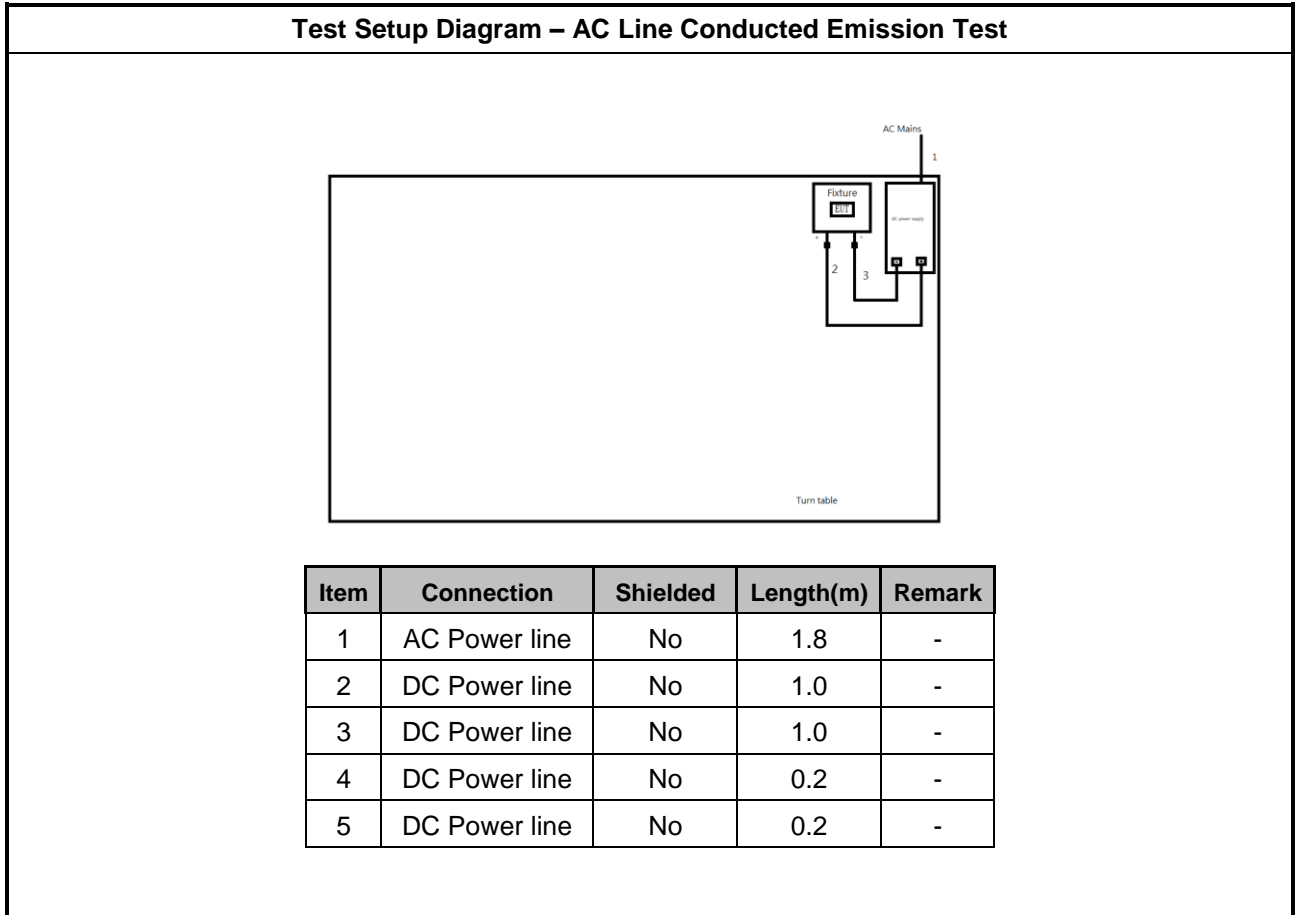
Support Equipment – AC Conduction				
No.	Equipment	Brand Name	Model Name	FCC ID
1	DC Power Supply	GW	GPR-3510HD	N/A
2	Test Fixture	N/A	N/A	N/A

Support Equipment – RF Conducted				
No.	Equipment	Brand Name	Model Name	FCC ID
1	PC	ASUS	D302MT	N/A
2	Monitor	DELL	VCDT S21553-3P	DoC
3	Test Fixture	N/A	N/A	N/A

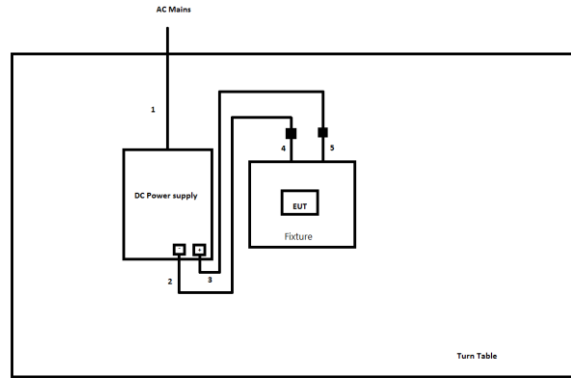
Note: Support equipment No.1 was provided by customer.

Support Equipment – Radiated Emission				
No.	Equipment	Brand Name	Model Name	FCC ID
1	DC Power Supply	GW	GPR-3510HD	N/A
2	Test Fixture	N/A	N/A	N/A

2.5 Test Setup Diagram



Test Setup Diagram - Radiated Test



Item	Connection	Shielded	Length(m)	Remark
1	AC Power line	No	1.8	-
2	DC Power line	No	1.0	-
3	DC Power line	No	1.0	-
4	DC Power line	No	0.2	-
5	DC Power line	No	0.2	-

3 Transmitter Test Result

3.1 AC Power-line Conducted Emissions

3.1.1 AC Power-line Conducted Emissions Limit

AC Power-line Conducted Emissions Limit		
Frequency Emission (MHz)	Quasi-Peak	Average
0.15-0.5	66 - 56 *	56 - 46 *
0.5-5	56	46
5-30	60	50

Note 1: * Decreases with the logarithm of the frequency.

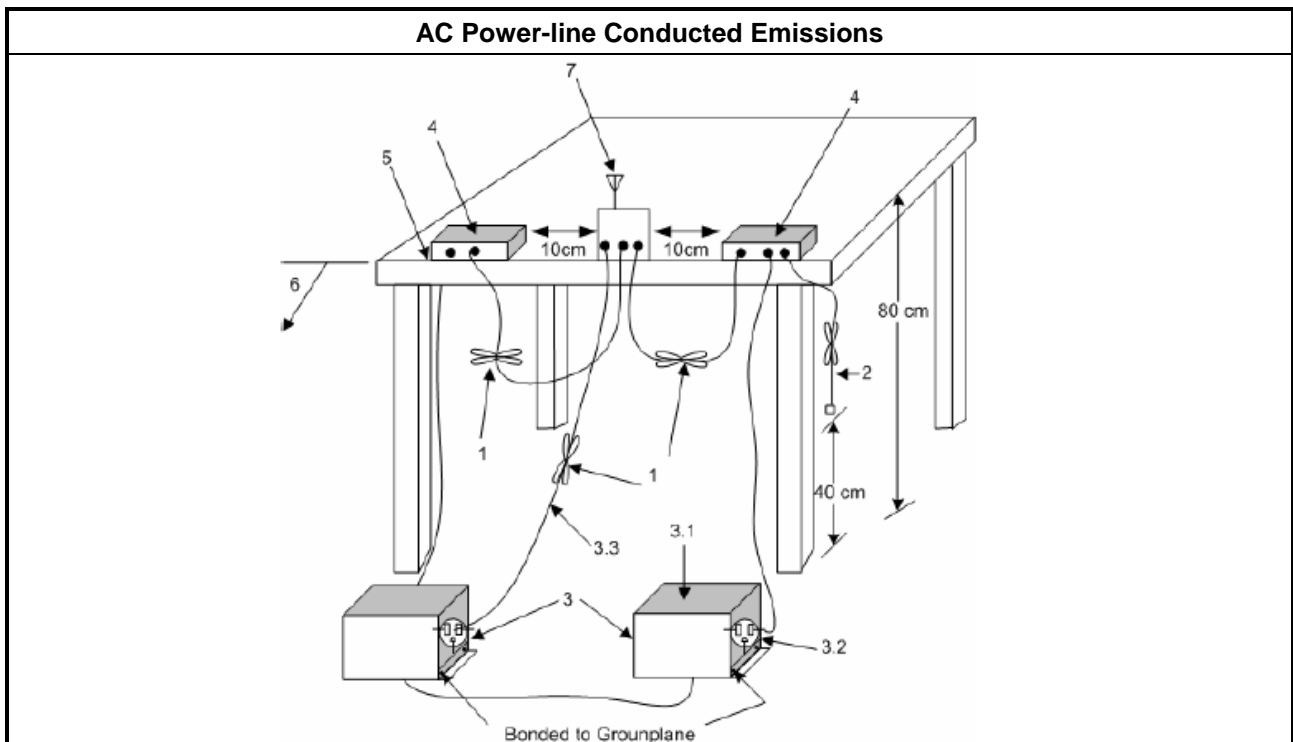
3.1.2 Measuring Instruments

Refer a test equipment and calibration data table in this test report.

3.1.3 Test Procedures

Test Method
<input checked="" type="checkbox"/> Refer as ANSI C63.10-2013, clause 6.2 for AC power-line conducted emissions.

3.1.4 Test Setup



3.1.5 Test Result of AC Power-line Conducted Emissions

Refer as Appendix A

3.2 Emission Bandwidth

3.2.1 Emission Bandwidth Limit

Emission Bandwidth Limit	
UNII Devices	
<input checked="" type="checkbox"/>	For the 5.15-5.25 GHz band, N/A
<input checked="" type="checkbox"/>	For the 5.25-5.35 GHz band, N/A
<input checked="" type="checkbox"/>	For the 5.47-5.725 GHz band, N/A
<input checked="" type="checkbox"/>	For the 5.725-5.85 GHz band, 6 dB emission bandwidth \geq 500kHz.

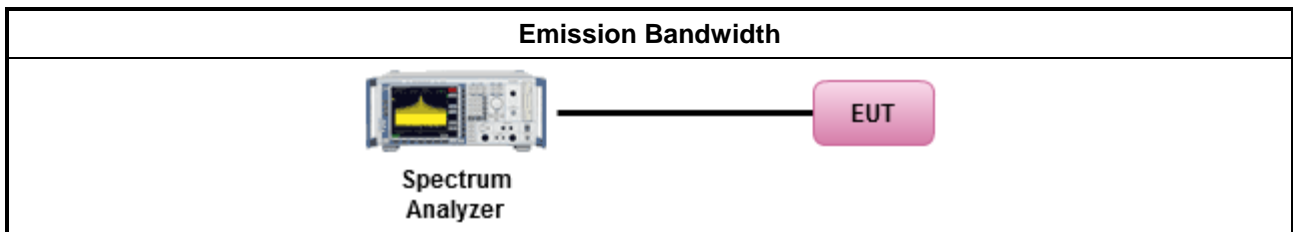
3.2.2 Measuring Instruments

Refer a test equipment and calibration data table in this test report.

3.2.3 Test Procedures

Test Method	
<ul style="list-style-type: none"> ▪ For the emission bandwidth shall be measured using one of the options below: 	
<input checked="" type="checkbox"/>	Refer as KDB 789033, clause C for EBW and clause D for OBW measurement.
<input type="checkbox"/>	Refer as ANSI C63.10, clause 6.9.3 for occupied bandwidth testing.
<input type="checkbox"/>	Refer as IC RSS-Gen, clause 6.7 for bandwidth testing.

3.2.4 Test Setup



3.2.5 Test Result of Emission Bandwidth

Refer as Appendix B

3.3 Maximum Conducted Output Power

3.3.1 Maximum Conducted Output Power Limit

Maximum Conducted Output Power Limit	
UNII Devices	
<input checked="" type="checkbox"/> For the 5.15-5.25 GHz band:	
	<ul style="list-style-type: none"> ▪ Outdoor AP: the maximum conducted output power (P_{Out}) shall not exceed the lesser of 1 W. If $G_{TX} > 6$ dBi, then $P_{Out} = 30 - (G_{TX} - 6)$. e.i.r.p. at any elevation angle above 30 degrees $\leq 125mW$ [21dBm] ▪ Indoor AP: the maximum conducted output power (P_{Out}) shall not exceed the lesser of 1 W. If $G_{TX} > 6$ dBi, then $P_{Out} = 30 - (G_{TX} - 6)$ ▪ Point-to-point AP: the maximum conducted output power (P_{Out}) shall not exceed the lesser of 1 W. If $G_{TX} > 23$ dBi, then $P_{Out} = 30 - (G_{TX} - 23)$. ▪ Mobile or Portable Client: the maximum conducted output power (P_{Out}) shall not exceed the lesser of 250 mW. If $G_{TX} > 6$ dBi, then $P_{Out} = 24 - (G_{TX} - 6)$.
<input checked="" type="checkbox"/> For the 5.25-5.35 GHz band, the maximum conducted output power (P_{Out}) shall not exceed the lesser of 250 mW or $11 \text{ dBm} + 10 \log B$, where B is the 26 dB emission bandwidth in MHz. If $G_{TX} > 6$ dBi, then $P_{Out} = 24 - (G_{TX} - 6)$.	
<input checked="" type="checkbox"/> For the 5.47-5.725 GHz band, the maximum conducted output power (P_{Out}) shall not exceed the lesser of 250 mW or $11 \text{ dBm} + 10 \log B$, where B is the 26 dB emission bandwidth in MHz. If $G_{TX} > 6$ dBi, then $P_{Out} = 24 - (G_{TX} - 6)$.	
<input checked="" type="checkbox"/> For the 5.725-5.85 GHz band:	
	<ul style="list-style-type: none"> ▪ Point-to-multipoint systems (P2M): the maximum conducted output power (P_{Out}) shall not exceed the lesser of 1 W. If $G_{TX} > 6$ dBi, then $P_{Out} = 30 - (G_{TX} - 6)$. ▪ Point-to-point systems (P2P): the maximum conducted output power (P_{Out}) shall not exceed the lesser of 1 W.
P_{Out} = maximum conducted output power in dBm, G_{TX} = the maximum transmitting antenna directional gain in dBi.	

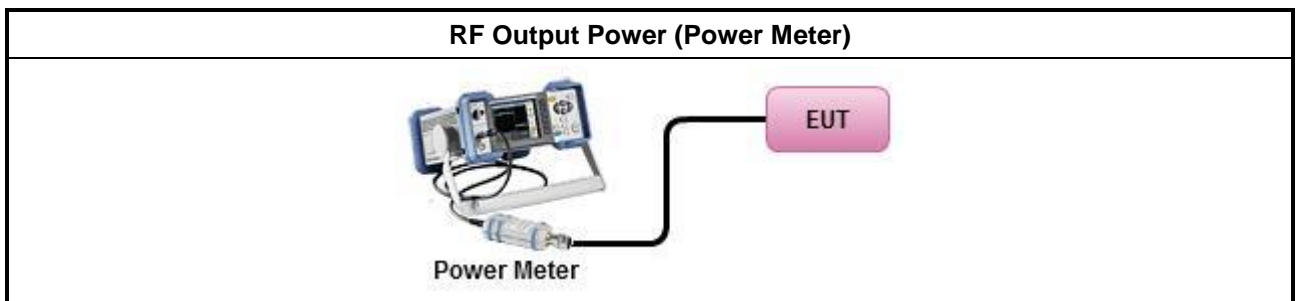
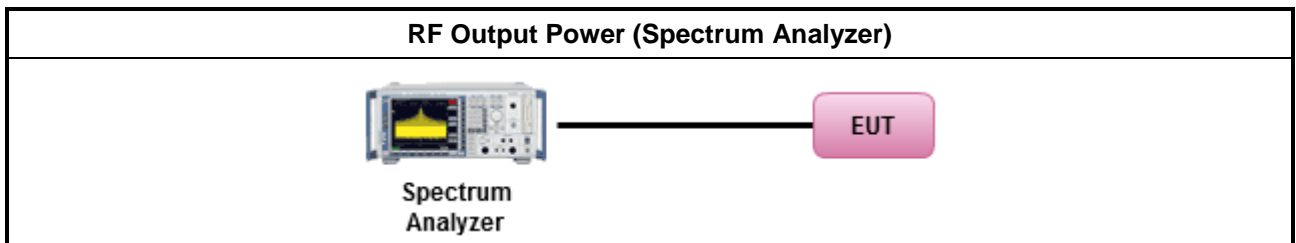
3.3.2 Measuring Instruments

Refer a test equipment and calibration data table in this test report.

3.3.3 Test Procedures

Test Method	
<ul style="list-style-type: none"> Maximum Conducted Output Power 	
	Duty cycle ≥ 98%
<input checked="" type="checkbox"/>	Refer as KDB 789033, clause E Method SA-2 (spectral trace averaging).
	Duty cycle < 98%
<input type="checkbox"/>	Refer as KDB 789033, clause E Method SA-2 Alt. (RMS detection with slow sweep speed)
Wideband RF power meter and average over on/off periods with duty factor	
<input checked="" type="checkbox"/>	Refer as KDB 789033, clause E Method PM (using an RF average power meter).
<ul style="list-style-type: none"> For conducted measurement. 	
	<ul style="list-style-type: none"> If the EUT supports multiple transmit chains using options given below: Refer as KDB 662911, In-band power measurements. Using the measure-and-sum approach, measured all transmit ports individually. Sum the power (in linear power units e.g., mW) of all ports for each individual sample and save them.
	<ul style="list-style-type: none"> If multiple transmit chains, EIRP calculation could be following as methods: $P_{total} = P_1 + P_2 + \dots + P_n$ (calculated in linear unit [mW] and transfer to log unit [dBm]) $EIRP_{total} = P_{total} + DG$

3.3.4 Test Setup



3.3.5 Test Result of Maximum Conducted Output Power

Refer as Appendix C

3.4 Peak Power Spectral Density

3.4.1 Peak Power Spectral Density Limit

Peak Power Spectral Density Limit	
UNII Devices	
<input checked="" type="checkbox"/> For the 5.15-5.25 GHz band:	
	<ul style="list-style-type: none"> ▪ Outdoor AP: the peak power spectral density (PPSD) shall not exceed the lesser of 17dBm/MHz. If $G_{TX} > 6$ dBi, then $P_{Out} = 17 - (G_{TX} - 6)$. ▪ Indoor AP: the peak power spectral density (PPSD) shall not exceed the lesser of 17dBm/MHz. If $G_{TX} > 6$ dBi, then $P_{Out} = 17 - (G_{TX} - 6)$. ▪ Point-to-point AP: the peak power spectral density (PPSD) shall not exceed the lesser of 17dBm/MHz. If $G_{TX} > 23$ dBi, then $P_{Out} = 17 - (G_{TX} - 23)$. ▪ Mobile or Portable Client: the peak power spectral density (PPSD) ≤ 11 dBm/MHz. If $G_{TX} > 6$ dBi, then $PPSD = 11 - (G_{TX} - 6)$.
<input checked="" type="checkbox"/> For the 5.25-5.35 GHz band, the peak power spectral density (PPSD) ≤ 11 dBm/MHz. If $G_{TX} > 6$ dBi, then $PPSD = 11 - (G_{TX} - 6)$.	
<input checked="" type="checkbox"/> For the 5.47-5.725 GHz band, the peak power spectral density (PPSD) ≤ 11 dBm/MHz. If $G_{TX} > 6$ dBi, then $PPSD = 11 - (G_{TX} - 6)$.	
<input checked="" type="checkbox"/> For the 5.725-5.85 GHz band:	
	<ul style="list-style-type: none"> ▪ Point-to-multipoint systems (P2M): the peak power spectral density (PPSD) ≤ 30 dBm/500kHz. If $G_{TX} > 6$ dBi, then $PPSD = 30 - (G_{TX} - 6)$. ▪ Point-to-point systems (P2P): the peak power spectral density (PPSD) ≤ 30 dBm/500kHz.
<p>PPSD = peak power spectral density that he same method as used to determine the conducted output power shall be used to determine the power spectral density. And power spectral density in dBm/MHz</p> <p>G_{TX} = the maximum transmitting antenna directional gain in dBi.</p>	

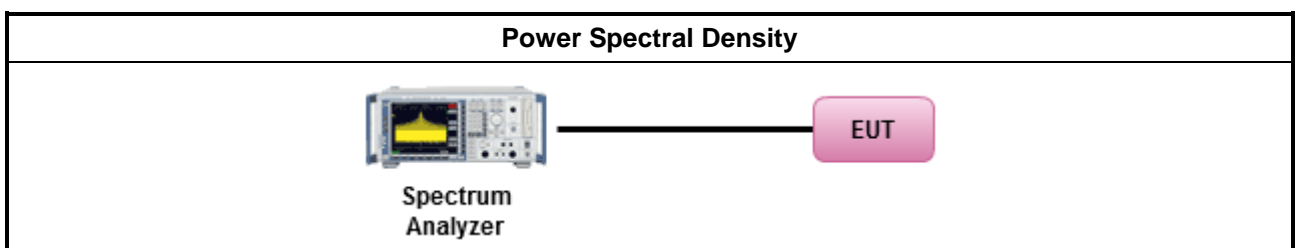
3.4.2 Measuring Instruments

Refer a test equipment and calibration data table in this test report.

3.4.3 Test Procedures

Test Method	
<ul style="list-style-type: none"> ▪ Peak power spectral density procedures that the same method as used to determine the conducted output power shall be used to determine the peak power spectral density and use the peak search function on the spectrum analyzer to find the peak of the spectrum. For the peak power spectral density shall be measured using below options: 	
<input type="checkbox"/>	Refer as KDB 789033, F)5) power spectral density can be measured using resolution bandwidths < 1 MHz provided that the results are integrated over 1 MHz bandwidth
Duty cycle ≥ 98%	
<input checked="" type="checkbox"/>	Refer as KDB 789033, clause E Method SA-2 (spectral trace averaging).
Duty cycle < 98%	
<input type="checkbox"/>	Refer as KDB 789033, clause E Method SA-2 Alt. (RMS detection with slow sweep speed)
<ul style="list-style-type: none"> ▪ For conducted measurement. 	
<ul style="list-style-type: none"> ▪ If the EUT supports multiple transmit chains using options given below: 	
	<ul style="list-style-type: none"> ▪ Measure and sum the spectra across the outputs. Refer as KDB 662911, In-band power spectral density (PSD). Sample all transmit ports simultaneously using a spectrum analyzer for each transmit port. Where the trace bin-by-bin of each transmit port summing can be performed. (i.e., in the first spectral bin of output 1 is summed with that in the first spectral bin of output 2 and that from the first spectral bin of output 3, and so on up to the NTX output to obtain the value for the first frequency bin of the summed spectrum.). Add up the amplitude (power) values for the different transmit chains and use this as the new data trace.
	<ul style="list-style-type: none"> ▪ If multiple transmit chains, EIRP PPSD calculation could be following as methods: $PPSD_{total} = PPSD_1 + PPSD_2 + \dots + PPSD_n$ (calculated in linear unit [mW] and transfer to log unit [dBm]) $EIRP_{total} = PPSD_{total} + DG$

3.4.4 Test Setup



3.4.5 Test Result of Peak Power Spectral Density

Refer as Appendix D

3.5 Unwanted Emissions

3.5.1 Transmitter Radiated Unwanted Emissions Limit

Unwanted emissions below 1 GHz and restricted band emissions above 1GHz limit			
Frequency Range (MHz)	Field Strength (uV/m)	Field Strength (dBuV/m)	Measure Distance (m)
0.009~0.490	2400/F(kHz)	48.5 - 13.8	300
0.490~1.705	24000/F(kHz)	33.8 - 23	30
1.705~30.0	30	29	30
30~88	100	40	3
88~216	150	43.5	3
216~960	200	46	3
Above 960	500	54	3

Note 1: Test distance for frequencies at or above 30 MHz, measurements may be performed at a distance other than the limit distance provided they are not performed in the near field and the emissions to be measured can be detected by the measurement equipment. When performing measurements at a distance other than that specified, the results shall be extrapolated to the specified distance using an extrapolation factor of 20 dB/decade (inverse of linear distance for field-strength measurements, inverse of linear distance-squared for power-density measurements).

Note 2: Test distance for frequencies at below 30 MHz, measurements may be performed at a distance closer than the EUT limit distance; however, an attempt should be made to avoid making measurements in the near field. When performing measurements below 30 MHz at a closer distance than the limit distance, the results shall be extrapolated to the specified distance by either making measurements at a minimum of two or more distances on at least one radial to determine the proper extrapolation factor or by using the square of an inverse linear distance extrapolation factor (40 dB/decade). The test report shall specify the extrapolation method used to determine compliance of the EUT.

Note 3: Using the distance of 1m during the test for above 18 GHz, and the test value to correct for the distance factor at 3m.

Un-restricted band emissions above 1GHz Limit	
Operating Band	Limit
5.15 - 5.25 GHz	e.i.r.p. -27 dBm [68.2 dBuV/m@3m]
5.25 - 5.35 GHz	e.i.r.p. -27 dBm [68.2 dBuV/m@3m]
5.47 - 5.725 GHz	e.i.r.p. -27 dBm [68.2 dBuV/m@3m]
5.725 - 5.85 GHz	5.650-5700 GHz: e.i.r.p. -27 ~ 10 dBm [68.2 ~ 105.2 dBuV/m@3m] 5.700-5720 GHz: e.i.r.p. 10 ~ 15.6 dBm [105.2 ~ 110.8 dBuV/m@3m] 5.720-5725 GHz: e.i.r.p. 15.6 ~ 27 dBm [110.8 ~ 122.2 dBuV/m@3m] 5.850-5.855 GHz: e.i.r.p. 27 ~ 15.6 dBm [122.2 ~ 110.8 dBuV/m@3m] 5.855-5.875 GHz: e.i.r.p. 15.6 ~ 10 dBm [110.8 ~ 105.2 dBuV/m@3m] 5.875-5.925 GHz: e.i.r.p. 10 ~ -27 dBm [105.2 ~ 68.2dBuV/m@3m] Other un-restricted band: e.i.r.p. -27 dBm [68.2 dBuV/m@3m]

Note 1: Measurements may be performed at a distance other than the limit distance provided they are not performed in the near field and the emissions to be measured can be detected by the measurement equipment. When performing measurements at a distance other than that specified, the results shall



be extrapolated to the specified distance using an extrapolation factor of 20 dB/decade (inverse of linear distance for field-strength measurements, inverse of linear distance-squared for power-density measurements).

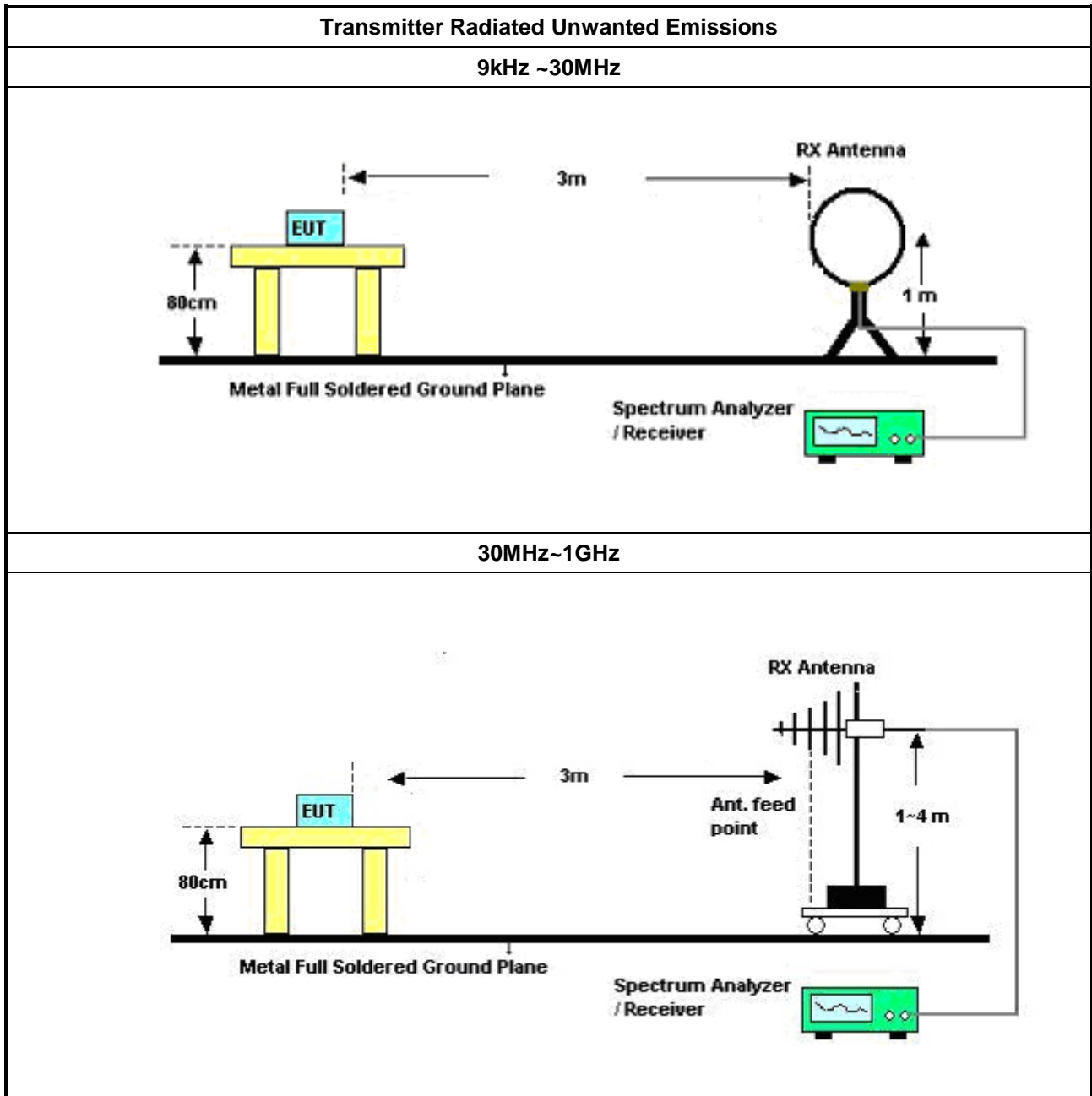
3.5.2 Measuring Instruments

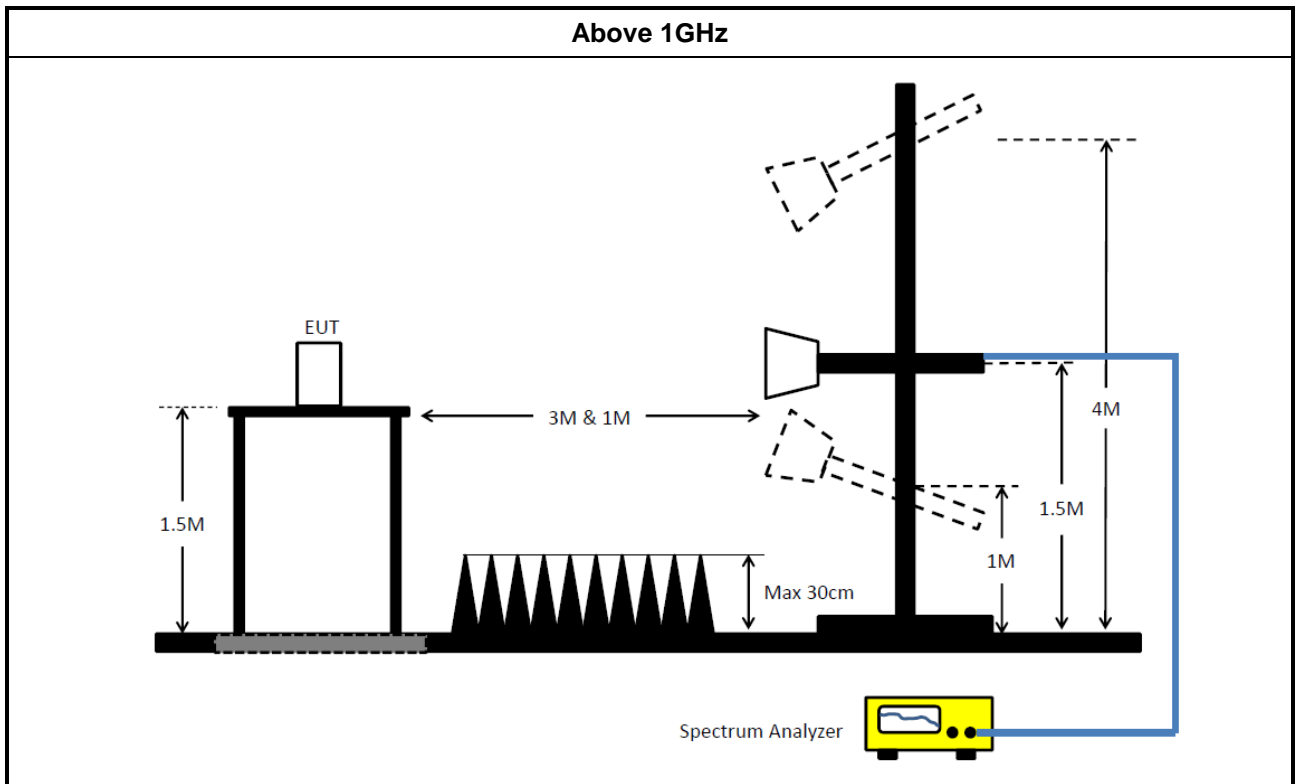
Refer a test equipment and calibration data table in this test report.

3.5.3 Test Procedures

Test Method	
<ul style="list-style-type: none"> ▪ Measurements may be performed at a distance other than the limit distance provided they are not performed in the near field and the emissions to be measured can be detected by the measurement equipment. Measurements shall not be performed at a distance greater than 30 m for frequencies above 30 MHz, unless it can be further demonstrated that measurements at a distance of 30 m or less are impractical. When performing measurements at a distance other than that specified, the results shall be extrapolated to the specified distance using an extrapolation factor of 20 dB/decade (inverse of linear distance for field-strength measurements, inverse of linear distance-squared for power-density measurements). 	
<ul style="list-style-type: none"> ▪ The average emission levels shall be measured in [duty cycle ≥ 98 or duty factor]. 	
<ul style="list-style-type: none"> ▪ For the transmitter unwanted emissions shall be measured using following options below: 	
	<ul style="list-style-type: none"> ▪ Refer as KDB 789033, clause G)2) for unwanted emissions into non-restricted bands.
	<ul style="list-style-type: none"> ▪ Refer as KDB 789033, clause G)1) for unwanted emissions into restricted bands.
	<input checked="" type="checkbox"/> Refer as KDB 789033, G)6) Method VB (ANSI C63.10, clause 4.1.4.2.3), Reduced VBW.
	<input checked="" type="checkbox"/> Refer as KDB 789033, clause G)5) (ANSI C63.10, clause 4.1.4.2.2), measurement procedure peak limit.
<ul style="list-style-type: none"> ▪ For radiated measurement. 	
	<ul style="list-style-type: none"> ▪ Refer as ANSI C63.10, clause 6.4 for radiated emissions below 30 MHz and test distance is 3m.
	<ul style="list-style-type: none"> ▪ Refer as ANSI C63.10, clause 6.5 for radiated emissions 30 MHz to 1 GHz and test distance is 3m.
	<ul style="list-style-type: none"> ▪ Refer as ANSI C63.10, clause 6.6 for radiated emissions above 1GHz.
<ul style="list-style-type: none"> ▪ The any unwanted emissions level shall not exceed the fundamental emission level. 	
<ul style="list-style-type: none"> ▪ All amplitude of spurious emissions that are attenuated by more than 20 dB below the permissible value has no need to be reported. 	

3.5.4 Test Setup





3.5.5 Transmitter Unwanted Emissions (Below 30MHz)

The amplitude of spurious emissions which are attenuated by more than 20dB below the permissible value has no need to be reported.

3.5.6 Test Result of Transmitter Unwanted Emissions

Refer as Appendix E

3.6 Test Equipment and Calibration Data

Instrument for AC Conduction

Instrument	Manufacturer	Model No.	Serial No.	Spec.	Calibration Date	Calibration Due Date
EMC Receiver	R&S	ESR3	102052	9kHz ~ 3.6GHz	09/Apr/2019	08/Apr/2020
LISN	R&S	ENV 216	101274	9kHz ~ 30MHz	12/Jun/2018	11/Jun/2019
RF Cable-CON	MTJ	RG142	CB001-CO	9kHz ~ 30MHz	17/Sep/2018	16/Sep/2019
AC POWER	APC	AFC-11003G	F308010045	47Hz~63Hz 5~300V	NCR	NCR
Impuls Begrenzer Puls e Limiter	SCHWARZBECK	VTSD 9561F	9495	9kHz ~ 30MHz	11/Oct/2018	10/Oct/2019

NCR : Non-Calibration Require
Instrument for Conducted Test

Instrument	Manufacturer	Model No.	Serial No.	Spec.	Calibration Date	Calibration Due Date
Spectrum Analyzer	R&S	FSV 40	101500	10Hz~40GHz	18/Jul/2018	17/Jul/2019
Power Sensor	Anritsu	MA2411B	1339407	300MHz ~ 40GHz	17/Nov/2018	16/Nov/2019
Power Meter	Anritsu	ML2495A	1517010	300MHz ~ 40GHz	17/Nov/2018	16/Nov/2019
Cable 0.2m	HUBER	MY10710/4	RF Cable - 01	30MHz ~18G	10/Jan/2019	09/Jan/2020
Cable 0.2m	HUBER	MY10711/4	RF Cable - 02	30MHz ~18G	10/Jan/2019	09/Jan/2020
Cable 0.5m	HUBER	MY39470/4	RF Cable - 29	30MHz ~18G	10/Jan/2019	09/Jan/2020
SMB100A Signal Generator	R&S	SMB100A03	181147	100kHz~40GHz	12/Nov/2018	10/Nov/2020



Instrument for Radiated Test

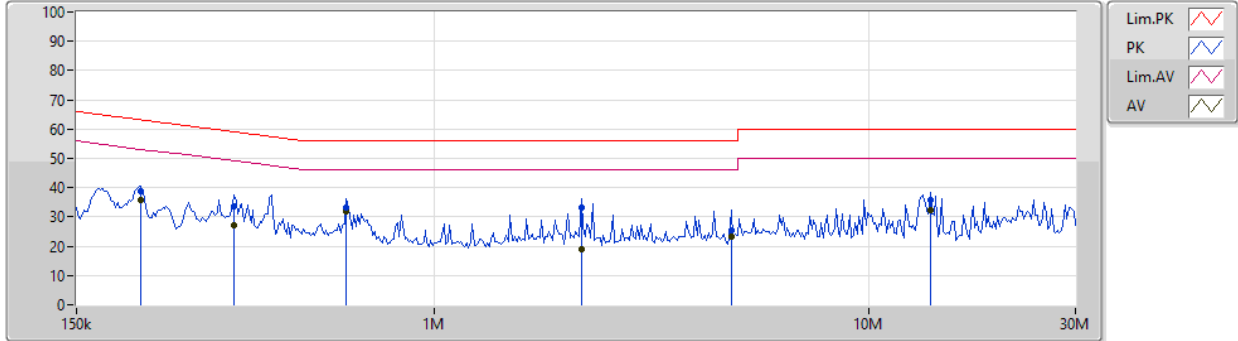
Instrument	Manufacturer	Model No.	Serial No.	Spec.	Calibration Date	Calibration Due Date
3m Semi Anechoic Chamber	SIDT FRANKONIA	SAC-3M	03CH02-HY	30MHz ~ 1GHz 3m	19/Oct/2018	18/Oct/2019
3m Semi Anechoic Chamber	SIDT FRANKONIA	SAC-3M	03CH02-HY	1GHz ~ 18GHz 3m	17/Oct/2018	16/Oct/2019
Amplifier	Agilent	8447D	2944A11149	100kHz ~ 1.3GHz	27Jul/2018	02/Jul/2019
Microwave Preamplifier	Agilent	8449B	3008A0237 3	1GHz ~ 26.5GHz	23/Oct/2018	22/Oct/2019
Signal Analyzer	R&S	FSV40	101500	10Hz ~ 40GHz	18/Jul/2018	17/Jul/2019
RF Cable-R03m	Jye Bao	RG142	CB017	9kHz ~ 1GHz	18/Jan/2019	17/Jan/2020
RF Cable-high	SUHNER	SUCOFLEX104	MY34918/4	1GHz ~ 40GHz	18/Jan/2019	17/Jan/2020
Bilog Antenna & 5dB Attenuator	SCHAFFNER / MTJ	CBL 6112B / MTJ6102-05	2723 / 2	30MHz ~ 1GHz	08/Sep/2018	07/Sep/2019
Preamplifier	MITEQ	TTA1840-35-HG	1864481	18GHz ~ 40GHz	24/Aug/2018	23/Aug/2019
EMI Test Receiver	R&S	ESR	102052	9kHz ~ 3.6GHz	09/Apr/2019	08/Apr/2020
Loop Antenna	TESEQ	HLA 6120	31244	9k-30MHz	15/Mar/2019	14/Mar/2020
Broadband Horn Antenna	SCHWARZBECK	BBHA 9170	BBHA 9170221	15GHz ~ 40GHz	22/Mar/2019	21/Mar/2020
Double Ridged Guide Horn Antenna	SCHWARZBECK	BBHA 9120 D	BBHA 9120 D 01543	1GHz ~ 18GHz	03/Jun/2019	02/Jun/2020



AC Power-line Conducted Emissions Result

Operating Mode	1	Power Phase	Neutral
Operating Function	DC power supply		

25/05/2019



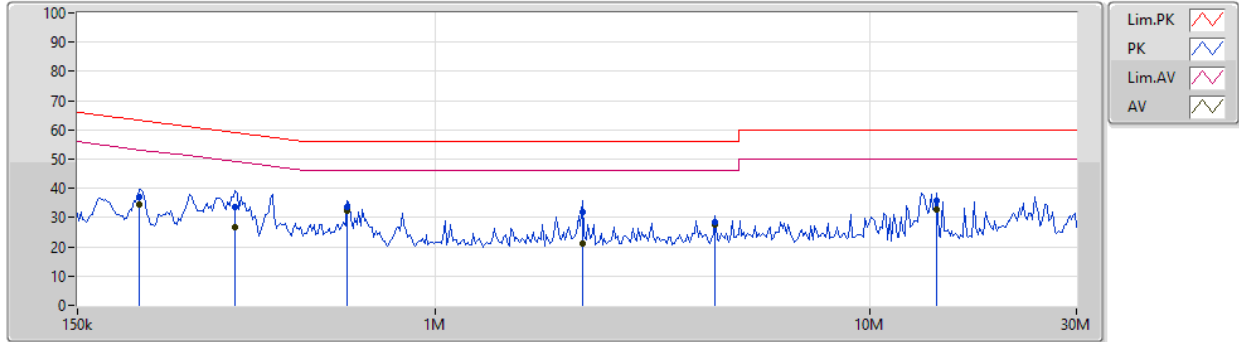
Type	Freq (Hz)	Level (dBuV)	Limit (dBuV)	Margin (dB)	Factor (dB)	Condition	Comment	Raw (dBuV)	LISN (dB)	CL (dB)	AT (dB)
QP	210.387k	38.77	63.19	-24.42	19.51	Neutral	-	19.26	9.64	0.01	9.86
AV	210.387k	35.59	53.19	-17.60	19.51	Neutral	-	16.08	9.64	0.01	9.86
QP	346.008k	33.44	59.06	-25.62	19.51	Neutral	-	13.93	9.64	0.01	9.86
AV	346.008k	27.00	49.06	-22.06	19.51	Neutral	-	7.49	9.64	0.01	9.86
QP	628.592k	33.16	56.00	-22.84	19.51	Neutral	-	13.65	9.64	0.01	9.86
AV	628.592k	31.81	46.00	-14.19	19.51	Neutral	"Worst"	12.30	9.64	0.01	9.86
QP	2.18M	33.25	56.00	-22.75	19.55	Neutral	-	13.70	9.65	0.03	9.87
AV	2.18M	18.96	46.00	-27.04	19.55	Neutral	-	-0.59	9.65	0.03	9.87
QP	4.833M	25.62	56.00	-30.38	19.60	Neutral	-	6.02	9.67	0.05	9.88
AV	4.833M	23.34	46.00	-22.66	19.60	Neutral	-	3.74	9.67	0.05	9.88
QP	13.878M	35.82	60.00	-24.18	19.73	Neutral	-	16.09	9.71	0.09	9.93
AV	13.878M	32.17	50.00	-17.83	19.73	Neutral	-	12.44	9.71	0.09	9.93



AC Power-line Conducted Emissions Result

Operating Mode	1	Power Phase	Line
Operating Function	DC power supply		

25/05/2019



Type	Freq (Hz)	Level (dBuV)	Limit (dBuV)	Margin (dB)	Factor (dB)	Condition	Comment	Raw (dBuV)	LISN (dB)	CL (dB)	AT (dB)
QP	208.304k	37.28	63.27	-25.99	19.48	Line	-	17.80	9.61	0.01	9.86
AV	208.304k	34.63	53.27	-18.64	19.48	Line	-	15.15	9.61	0.01	9.86
QP	346.008k	33.57	59.06	-25.49	19.48	Line	-	14.09	9.61	0.01	9.86
AV	346.008k	26.58	49.06	-22.48	19.48	Line	-	7.10	9.61	0.01	9.86
QP	628.592k	33.53	56.00	-22.47	19.48	Line	-	14.05	9.61	0.01	9.86
AV	628.592k	32.34	46.00	-13.66	19.48	Line	"Worst"	12.86	9.61	0.01	9.86
QP	2.18M	31.85	56.00	-24.15	19.52	Line	-	12.33	9.62	0.03	9.87
AV	2.18M	21.19	46.00	-24.81	19.52	Line	-	1.67	9.62	0.03	9.87
QP	4.419M	28.26	56.00	-27.74	19.56	Line	-	8.70	9.63	0.05	9.88
AV	4.419M	27.76	46.00	-18.24	19.56	Line	-	8.20	9.63	0.05	9.88
QP	14.298M	35.89	60.00	-24.11	19.67	Line	-	16.22	9.65	0.09	9.93
AV	14.298M	32.88	50.00	-17.12	19.67	Line	-	13.21	9.65	0.09	9.93

Summary

Mode	Max-N dB (Hz)	Max-OBW (Hz)	ITU-Code	Min-N dB (Hz)	Min-OBW (Hz)
5.15-5.25GHz	-	-	-	-	-
802.11a_Nss1,(6Mbps)_1TX	20.31M	16.372M	16M4D1D	19.98M	16.342M
802.11n HT20_Nss1,(MCS0)_1TX	21.24M	17.541M	17M5D1D	20.49M	17.511M
802.11n HT40_Nss1,(MCS0)_1TX	40.8M	35.862M	35M9D1D	40.62M	35.862M
5.25-5.35GHz	-	-	-	-	-
802.11a_Nss1,(6Mbps)_1TX	20.4M	16.372M	16M4D1D	19.86M	16.342M
802.11n HT20_Nss1,(MCS0)_1TX	20.67M	17.541M	17M5D1D	20.43M	17.511M
802.11n HT40_Nss1,(MCS0)_1TX	40.56M	35.922M	35M9D1D	40.56M	35.802M
5.47-5.725GHz	-	-	-	-	-
802.11a_Nss1,(6Mbps)_1TX	19.89M	16.342M	16M3D1D	14.88M	13.193M
802.11n HT20_Nss1,(MCS0)_1TX	20.49M	17.541M	17M5D1D	15.09M	13.748M
802.11n HT40_Nss1,(MCS0)_1TX	40.74M	35.982M	36M0D1D	35.49M	32.674M
5.725-5.85GHz	-	-	-	-	-
802.11a_Nss1,(6Mbps)_1TX	16.32M	16.372M	16M4D1D	3.16M	3.698M
802.11n HT20_Nss1,(MCS0)_1TX	17.55M	17.541M	17M5D1D	3.76M	4.078M
802.11n HT40_Nss1,(MCS0)_1TX	35.64M	35.862M	35M9D1D	3.24M	3.718M

Max-N dB = Maximum 6dB down bandwidth for 5.725-5.85GHz band / Maximum 26dB down bandwidth for other band;

Max-OBW = Maximum 99% occupied bandwidth;

Min-N dB = Minimum 6dB down bandwidth for 5.725-5.85GHz band / Maximum 26dB down bandwidth for other band;

Min-OBW = Minimum 99% occupied bandwidth;

Result

Mode	Result	Limit (Hz)	Port 1-N dB (Hz)	Port 1-OBW (Hz)
802.11a_Nss1,(6Mbps)_1TX	-	-	-	-
5180MHz_TnomVnom	Pass	Inf	19.98M	16.342M
5200MHz_TnomVnom	Pass	Inf	20.31M	16.342M
5240MHz_TnomVnom	Pass	Inf	20.07M	16.372M
5260MHz_TnomVnom	Pass	Inf	20.4M	16.342M
5300MHz_TnomVnom	Pass	Inf	19.89M	16.372M
5320MHz_TnomVnom	Pass	Inf	19.86M	16.342M
5500MHz_TnomVnom	Pass	Inf	19.89M	16.342M
5580MHz_TnomVnom	Pass	Inf	19.77M	16.342M
5700MHz_TnomVnom	Pass	Inf	19.89M	16.342M
5720MHz Straddle 5.47-5.725GHz_TnomVnom	Pass	Inf	14.88M	13.193M
5720MHz Straddle 5.725-5.85GHz_TnomVnom	Pass	500k	3.16M	3.698M
5745MHz_TnomVnom	Pass	500k	16.32M	16.372M
5785MHz_TnomVnom	Pass	500k	16.26M	16.282M
5825MHz_TnomVnom	Pass	500k	16.26M	16.342M
802.11n HT20_Nss1,(MCS0)_1TX	-	-	-	-
5180MHz_TnomVnom	Pass	Inf	20.52M	17.511M
5200MHz_TnomVnom	Pass	Inf	20.49M	17.511M
5240MHz_TnomVnom	Pass	Inf	21.24M	17.541M
5260MHz_TnomVnom	Pass	Inf	20.43M	17.511M
5300MHz_TnomVnom	Pass	Inf	20.49M	17.541M
5320MHz_TnomVnom	Pass	Inf	20.67M	17.541M
5500MHz_TnomVnom	Pass	Inf	20.34M	17.481M
5580MHz_TnomVnom	Pass	Inf	20.46M	17.481M
5700MHz_TnomVnom	Pass	Inf	20.49M	17.541M
5720MHz Straddle 5.47-5.725GHz_TnomVnom	Pass	Inf	15.09M	13.748M
5720MHz Straddle 5.725-5.85GHz_TnomVnom	Pass	500k	3.76M	4.078M
5745MHz_TnomVnom	Pass	500k	17.52M	17.511M
5785MHz_TnomVnom	Pass	500k	17.52M	17.511M
5825MHz_TnomVnom	Pass	500k	17.55M	17.541M
802.11n HT40_Nss1,(MCS0)_1TX	-	-	-	-
5190MHz_TnomVnom	Pass	Inf	40.8M	35.862M
5230MHz_TnomVnom	Pass	Inf	40.62M	35.862M
5270MHz_TnomVnom	Pass	Inf	40.56M	35.802M
5310MHz_TnomVnom	Pass	Inf	40.56M	35.922M
5510MHz_TnomVnom	Pass	Inf	40.56M	35.982M
5550MHz_TnomVnom	Pass	Inf	40.74M	35.862M
5670MHz_TnomVnom	Pass	Inf	40.68M	35.862M
5710MHz Straddle 5.47-5.725GHz_TnomVnom	Pass	Inf	35.49M	32.674M
5710MHz Straddle 5.725-5.85GHz_TnomVnom	Pass	500k	3.24M	3.718M
5755MHz_TnomVnom	Pass	500k	35.64M	35.802M
5795MHz_TnomVnom	Pass	500k	35.4M	35.862M

Port X-N dB = Port X 6dB down bandwidth for 5.725-5.85GHz band / 26dB down bandwidth for other band

Port X-OBW = Port X 99% occupied bandwidth;

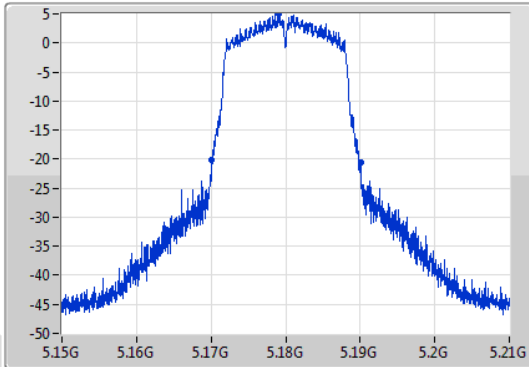
802.11a_Nss1,(6Mbps)_1TX

EBW

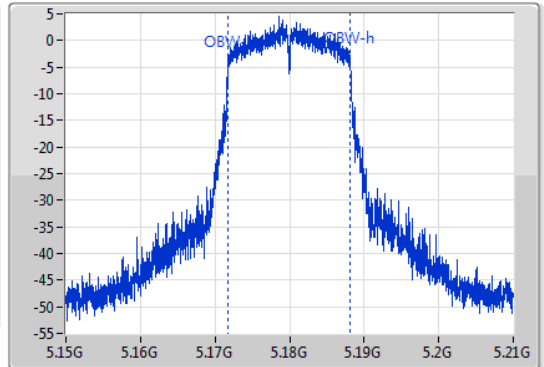
5180MHz

28/05/2019

CF
5.18GHz
Span
60MHz
RBW
200kHz
VBW
1MHz
Sweep Time
100ms
Detector Type
Peak
Port1



CF
5.18GHz
Span
60MHz
RBW
200kHz
VBW
1MHz
Sweep Time
100ms
Detector Type
Sample



26dB(Hz)	Fl-26dB(Hz)	Fh-26dB(Hz)	OBW(Hz)	Fl-OBW(Hz)	Fh-OBW(Hz)	Limit(Hz)	Port
19.98M	5.17007G	5.19005G	16.342M	5.171784G	5.188126G	Inf	1

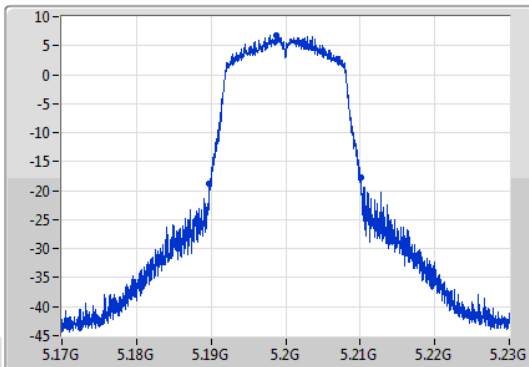
802.11a_Nss1,(6Mbps)_1TX

EBW

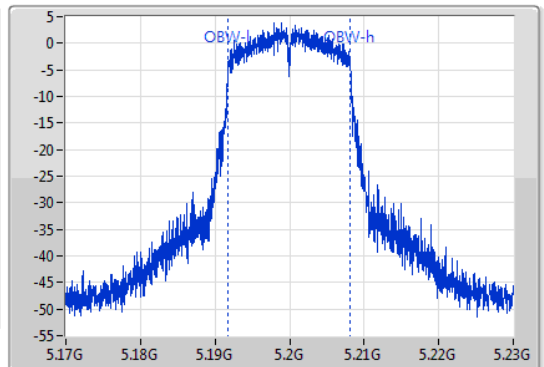
5200MHz

28/05/2019

CF
5.2GHz
Span
60MHz
RBW
300kHz
VBW
1MHz
Sweep Time
100ms
Detector Type
Peak
Port1



CF
5.2GHz
Span
60MHz
RBW
200kHz
VBW
1MHz
Sweep Time
100ms
Detector Type
Sample



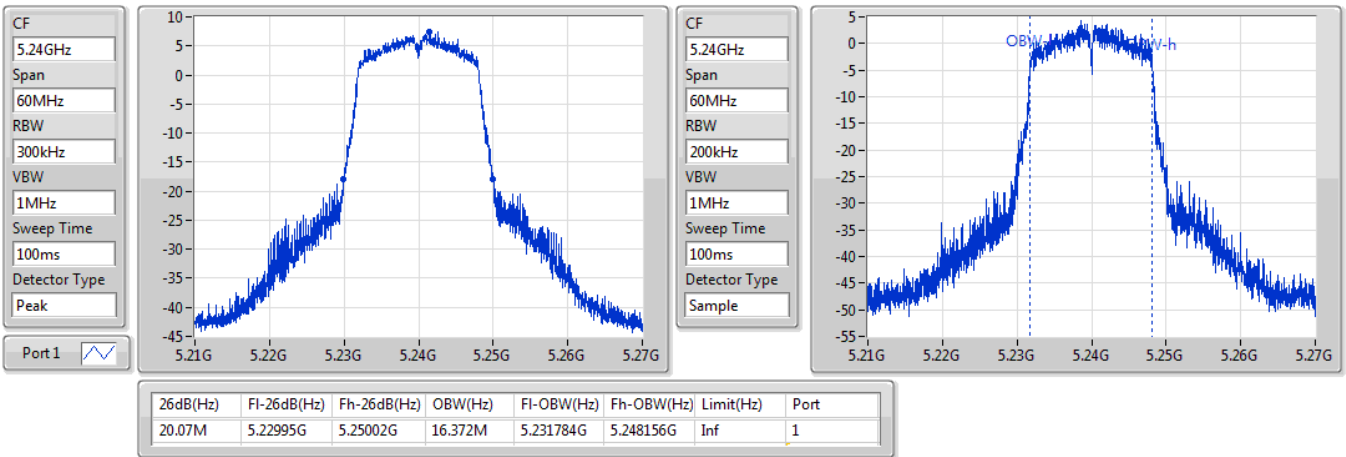
26dB(Hz)	Fl-26dB(Hz)	Fh-26dB(Hz)	OBW(Hz)	Fl-OBW(Hz)	Fh-OBW(Hz)	Limit(Hz)	Port
20.31M	5.1898G	5.21011G	16.342M	5.191784G	5.208126G	Inf	1

802.11a_Nss1,(6Mbps)_1TX

EBW

5240MHz

28/05/2019

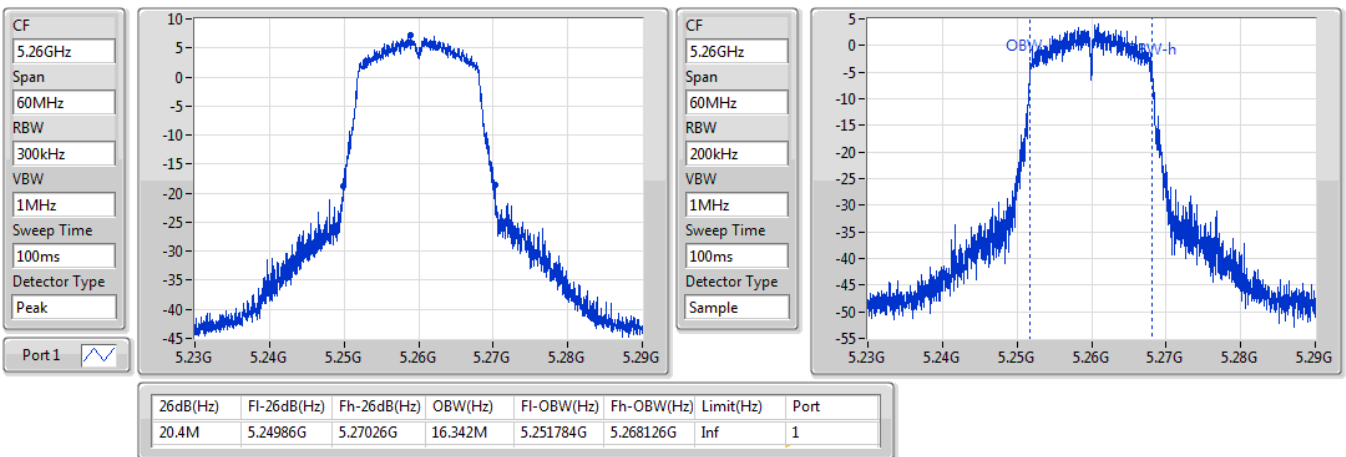


802.11a_Nss1,(6Mbps)_1TX

EBW

5260MHz

28/05/2019

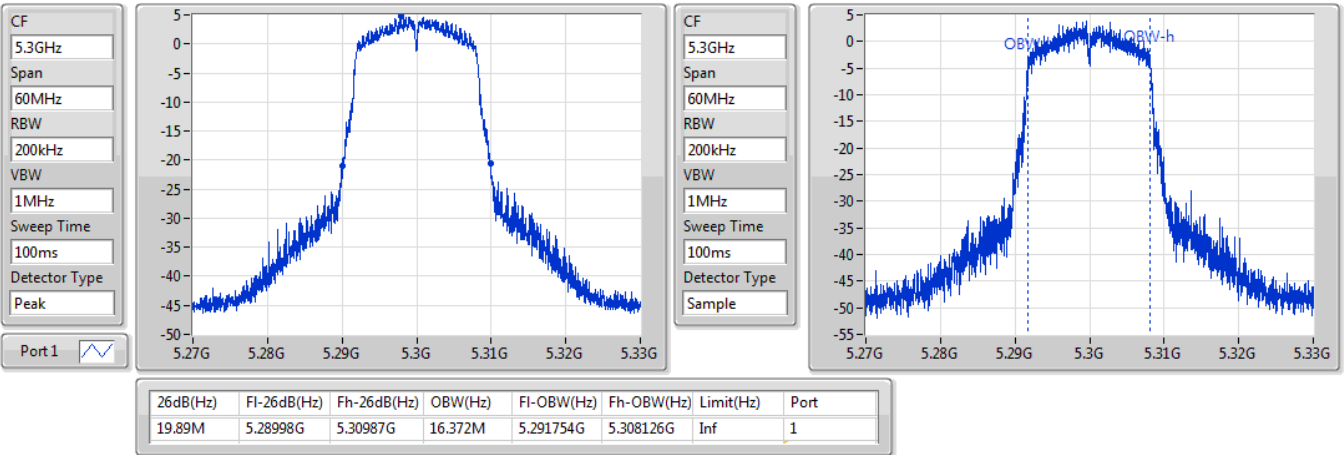


802.11a_Nss1,(6Mbps)_1TX

EBW

5300MHz

28/05/2019

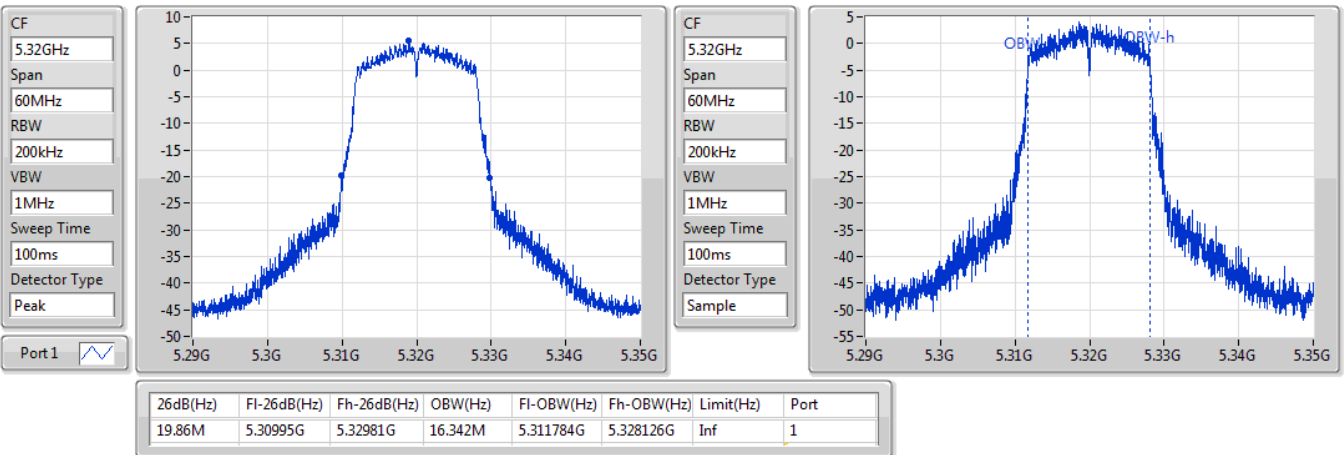


802.11a_Nss1,(6Mbps)_1TX

EBW

5320MHz

28/05/2019



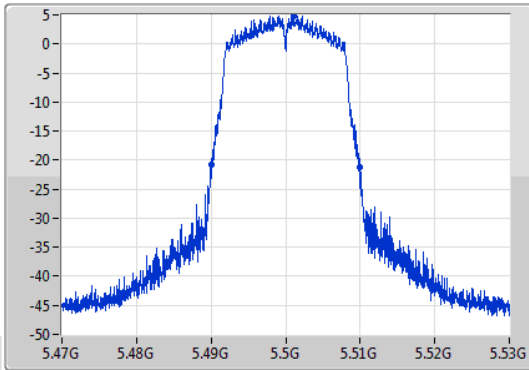
802.11a_Nss1,(6Mbps)_1TX

EBW

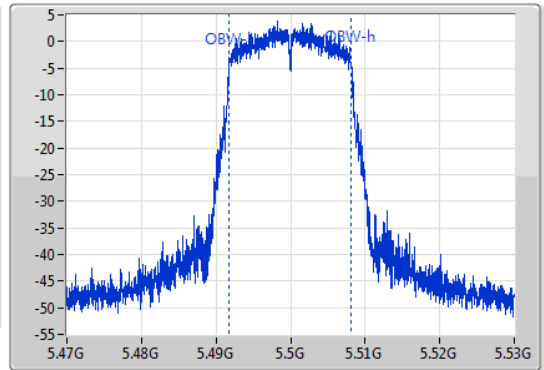
5500MHz

28/05/2019

CF: 5.5GHz
 Span: 60MHz
 RBW: 200kHz
 VBW: 1MHz
 Sweep Time: 100ms
 Detector Type: Peak
 Port 1



CF: 5.5GHz
 Span: 60MHz
 RBW: 200kHz
 VBW: 1MHz
 Sweep Time: 100ms
 Detector Type: Sample



26dB(Hz)	Fl-26dB(Hz)	Fh-26dB(Hz)	OBW(Hz)	Fl-OBW(Hz)	Fh-OBW(Hz)	Limit(Hz)	Port
19.89M	5.49001G	5.5099G	16.342M	5.491784G	5.508126G	Inf	1

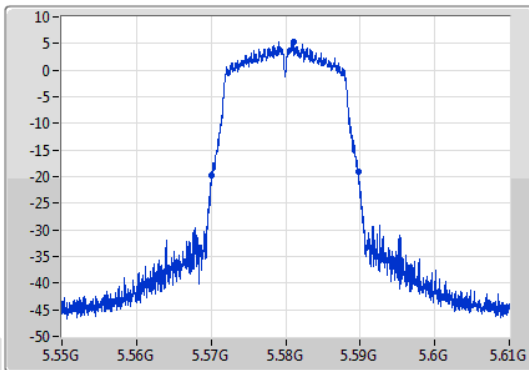
802.11a_Nss1,(6Mbps)_1TX

EBW

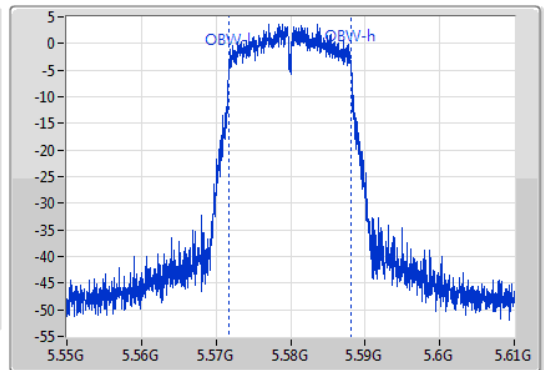
5580MHz

28/05/2019

CF: 5.58GHz
 Span: 60MHz
 RBW: 200kHz
 VBW: 1MHz
 Sweep Time: 100ms
 Detector Type: Peak
 Port 1



CF: 5.58GHz
 Span: 60MHz
 RBW: 200kHz
 VBW: 1MHz
 Sweep Time: 100ms
 Detector Type: Sample



26dB(Hz)	Fl-26dB(Hz)	Fh-26dB(Hz)	OBW(Hz)	Fl-OBW(Hz)	Fh-OBW(Hz)	Limit(Hz)	Port
19.77M	5.56998G	5.58975G	16.342M	5.571784G	5.588126G	Inf	1

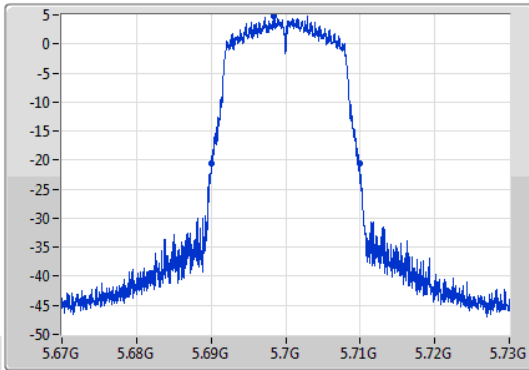
802.11a_Nss1,(6Mbps)_1TX

EBW

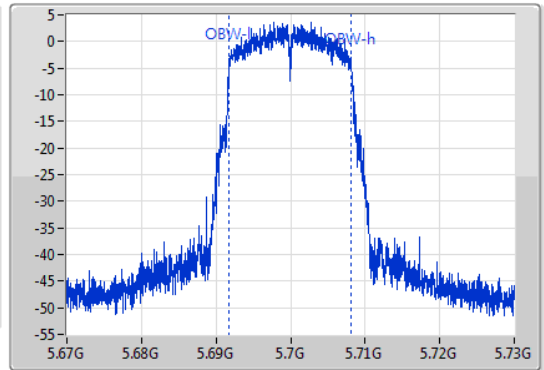
5700MHz

28/05/2019

CF: 5.7GHz
 Span: 60MHz
 RBW: 200kHz
 VBW: 1MHz
 Sweep Time: 100ms
 Detector Type: Peak
 Port 1



CF: 5.7GHz
 Span: 60MHz
 RBW: 200kHz
 VBW: 1MHz
 Sweep Time: 100ms
 Detector Type: Sample



26dB(Hz)	Fl-26dB(Hz)	Fh-26dB(Hz)	OBW(Hz)	Fl-OBW(Hz)	Fh-OBW(Hz)	Limit(Hz)	Port
19.89M	5.69001G	5.7099G	16.342M	5.691784G	5.708126G	Inf	1

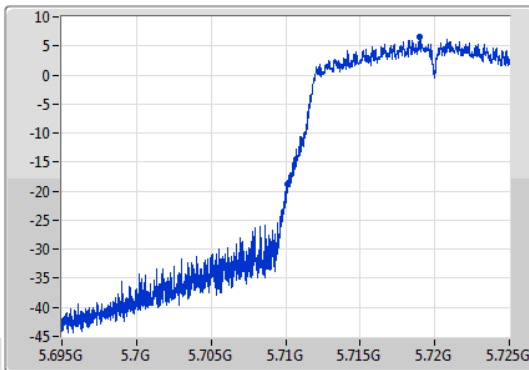
802.11a_Nss1,(6Mbps)_1TX

EBW

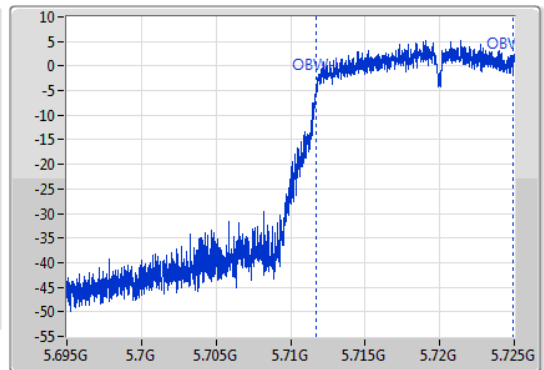
5720MHz Straddle 5.47-5.725GHz

28/05/2019

CF: 5.71GHz
 Span: 30MHz
 RBW: 200kHz
 VBW: 1MHz
 Sweep Time: 100ms
 Detector Type: Peak
 Port 1



CF: 5.71GHz
 Span: 30MHz
 RBW: 200kHz
 VBW: 1MHz
 Sweep Time: 100ms
 Detector Type: Sample



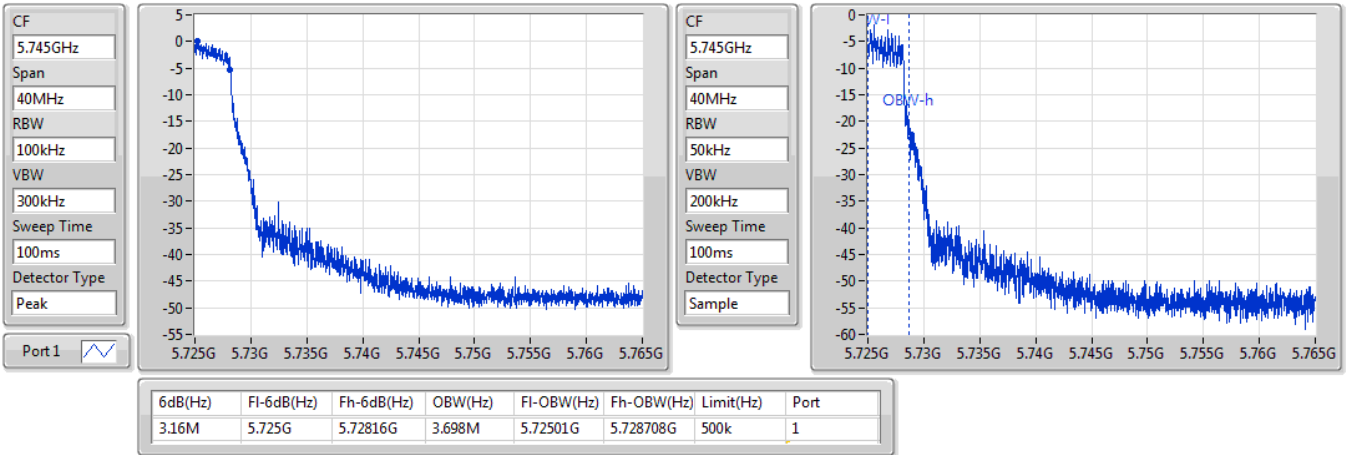
26dB(Hz)	Fl-26dB(Hz)	Fh-26dB(Hz)	OBW(Hz)	Fl-OBW(Hz)	Fh-OBW(Hz)	Limit(Hz)	Port
14.88M	5.71012G	5.725G	13.193M	5.711739G	5.724933G	Inf	1

802.11a_Nss1,(6Mbps)_1TX

EBW

5720MHz Straddle 5.725-5.85GHz

28/05/2019

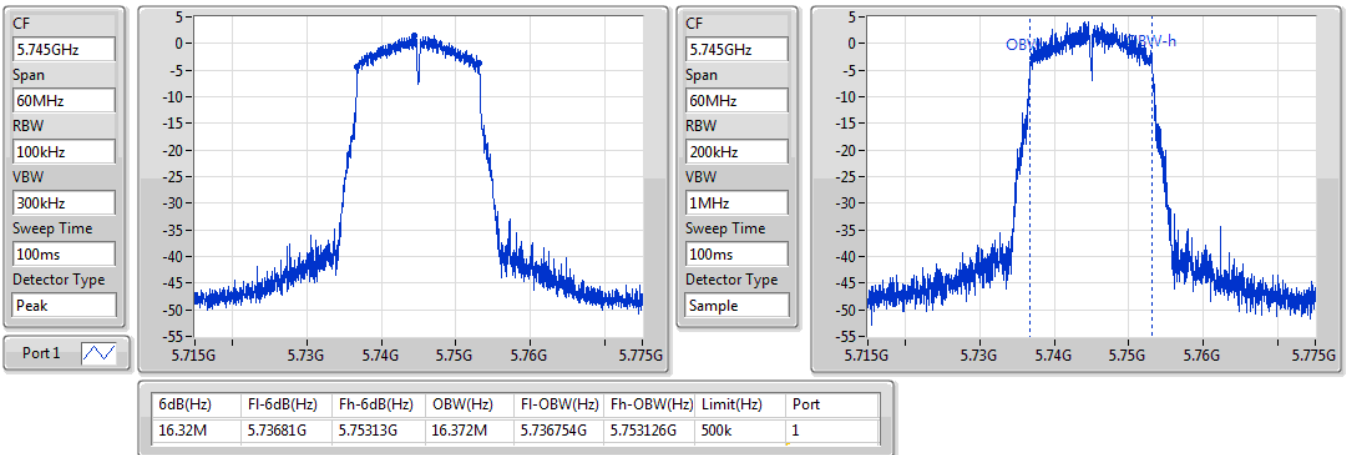


802.11a_Nss1,(6Mbps)_1TX

EBW

5745MHz

28/05/2019



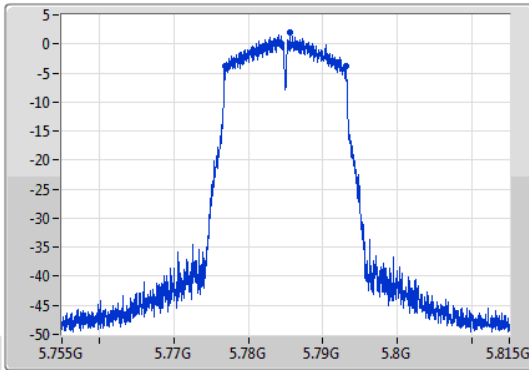
802.11a_Nss1,(6Mbps)_1TX

EBW

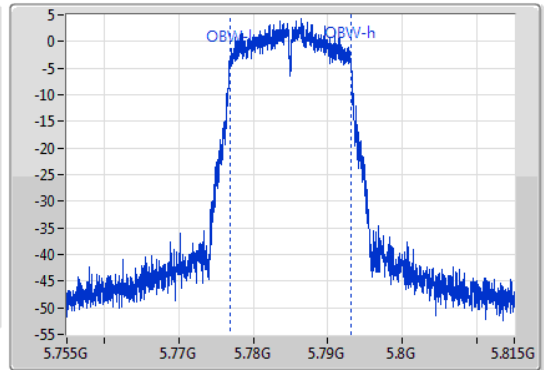
5785MHz

28/05/2019

CF
5.785GHz
Span
60MHz
RBW
100kHz
VBW
300kHz
Sweep Time
100ms
Detector Type
Peak
Port 1



CF
5.785GHz
Span
60MHz
RBW
200kHz
VBW
1MHz
Sweep Time
100ms
Detector Type
Sample



6dB(Hz)	Fl-6dB(Hz)	Fh-6dB(Hz)	OBW(Hz)	Fl-OBW(Hz)	Fh-OBW(Hz)	Limit(Hz)	Port
16.26M	5.77684G	5.7931G	16.282M	5.776814G	5.793096G	500k	1

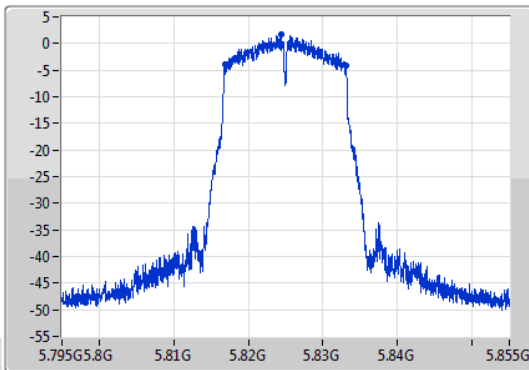
802.11a_Nss1,(6Mbps)_1TX

EBW

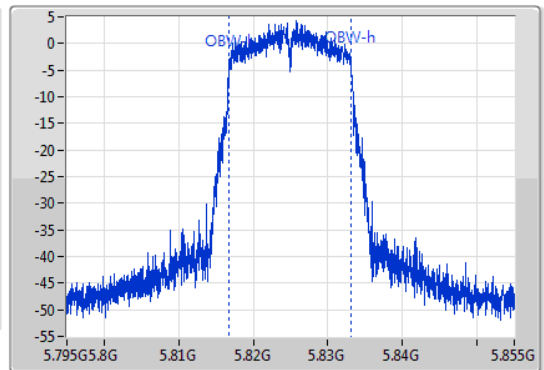
5825MHz

28/05/2019

CF
5.825GHz
Span
60MHz
RBW
100kHz
VBW
300kHz
Sweep Time
100ms
Detector Type
Peak
Port 1



CF
5.825GHz
Span
60MHz
RBW
200kHz
VBW
1MHz
Sweep Time
100ms
Detector Type
Sample



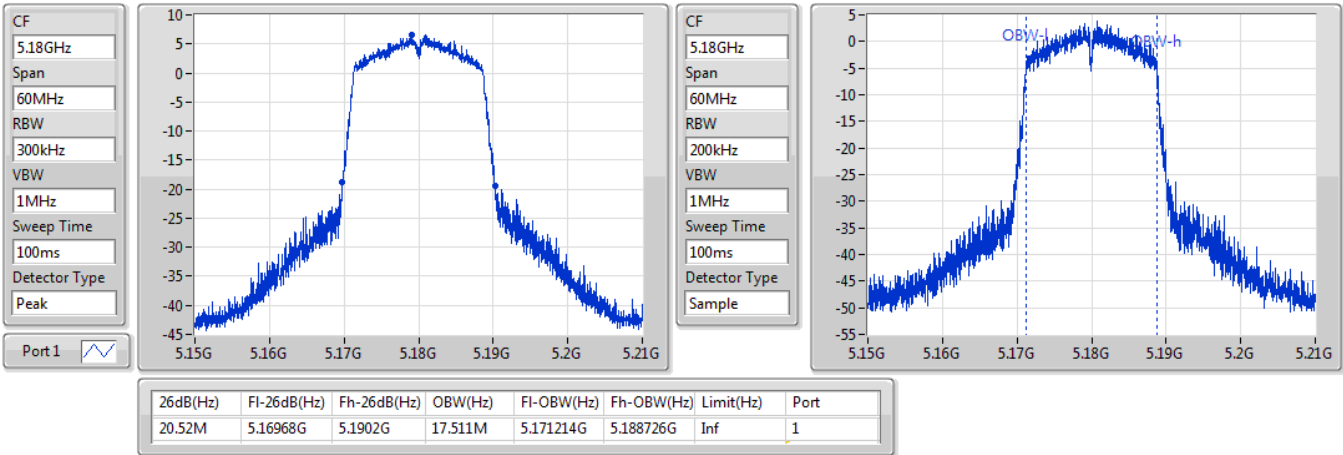
6dB(Hz)	Fl-6dB(Hz)	Fh-6dB(Hz)	OBW(Hz)	Fl-OBW(Hz)	Fh-OBW(Hz)	Limit(Hz)	Port
16.26M	5.81684G	5.8331G	16.342M	5.816784G	5.833126G	500k	1

802.11n HT20_Nss1,(MCS0)_1TX

EBW

5180MHz

28/05/2019

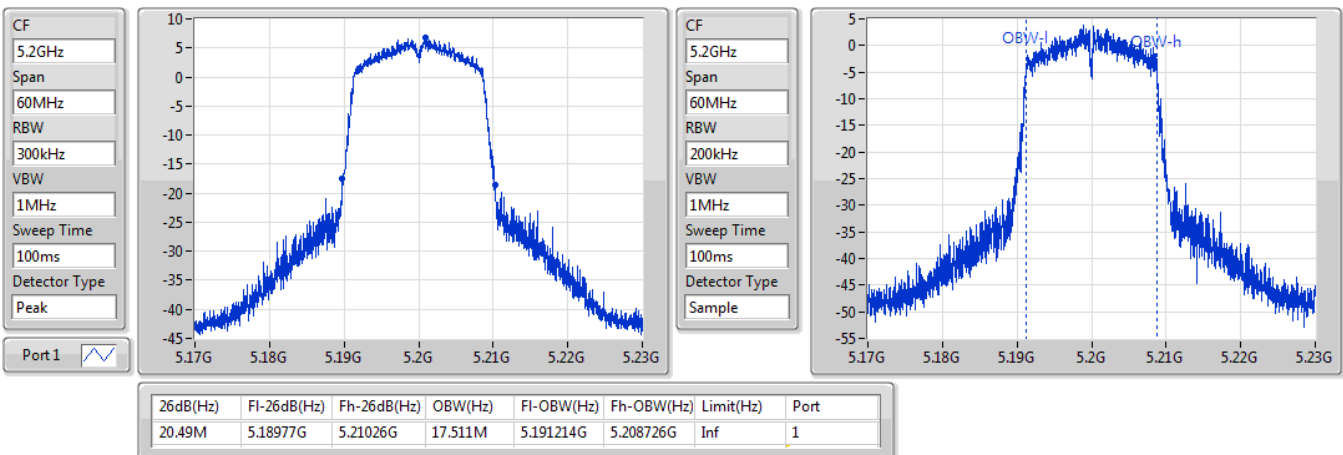


802.11n HT20_Nss1,(MCS0)_1TX

EBW

5200MHz

28/05/2019

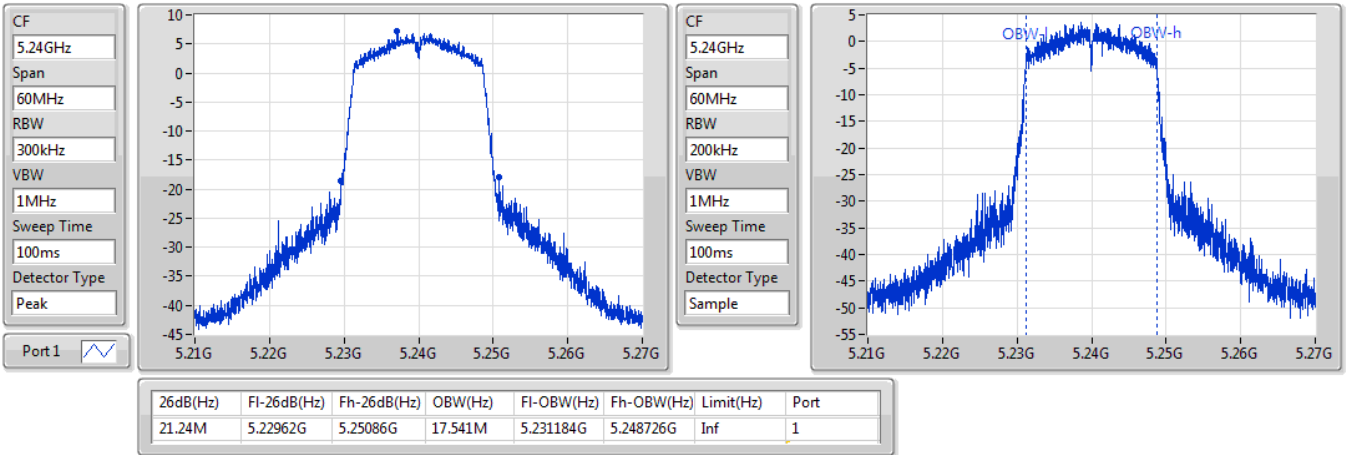


802.11n HT20_Nss1,(MCS0)_1TX

EBW

5240MHz

28/05/2019

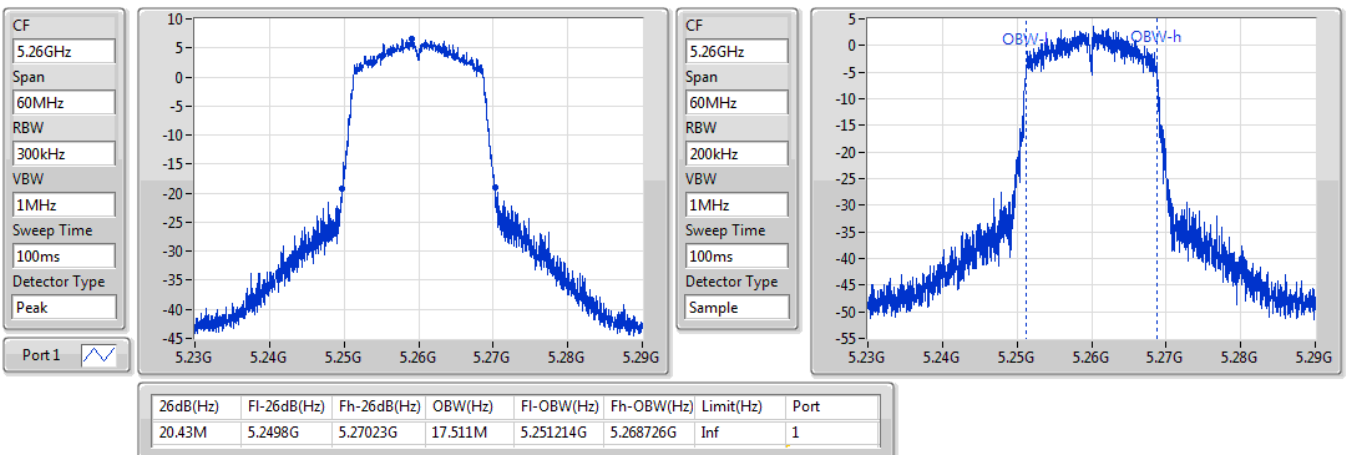


802.11n HT20_Nss1,(MCS0)_1TX

EBW

5260MHz

28/05/2019

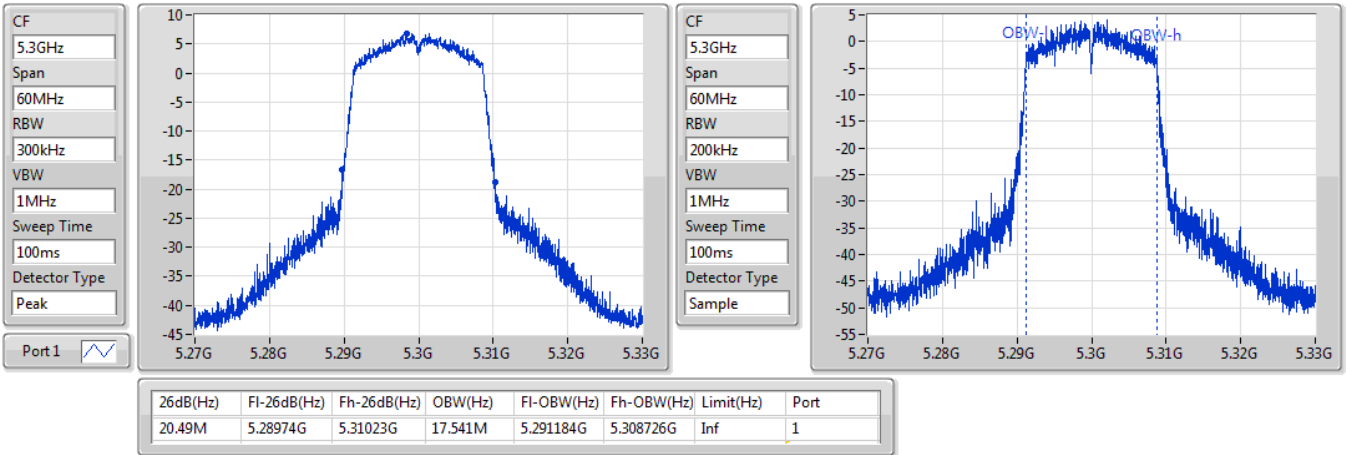


802.11n HT20_Nss1,(MCS0)_1TX

EBW

5300MHz

28/05/2019

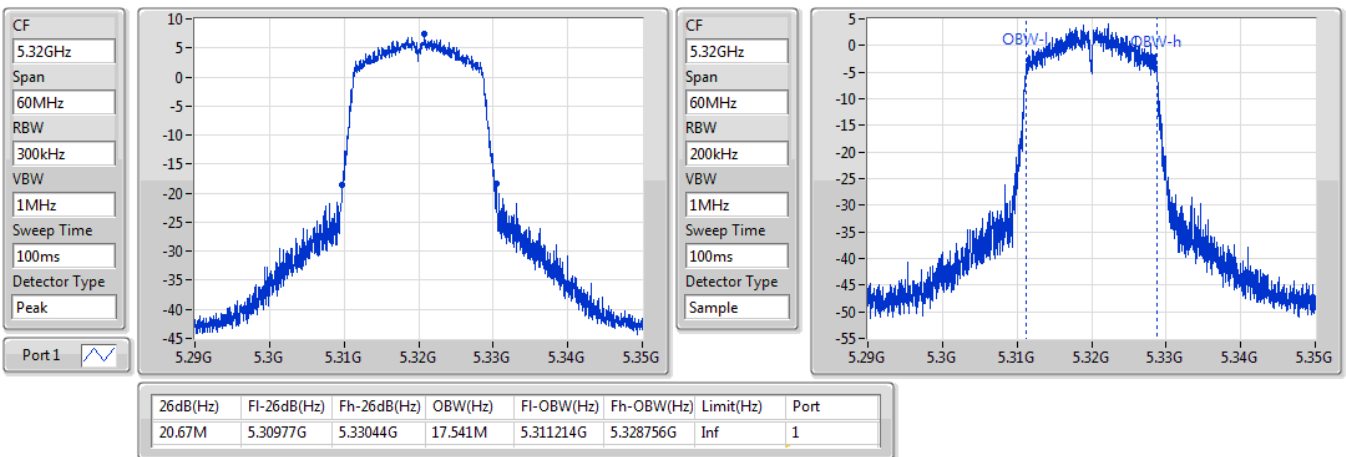


802.11n HT20_Nss1,(MCS0)_1TX

EBW

5320MHz

28/05/2019

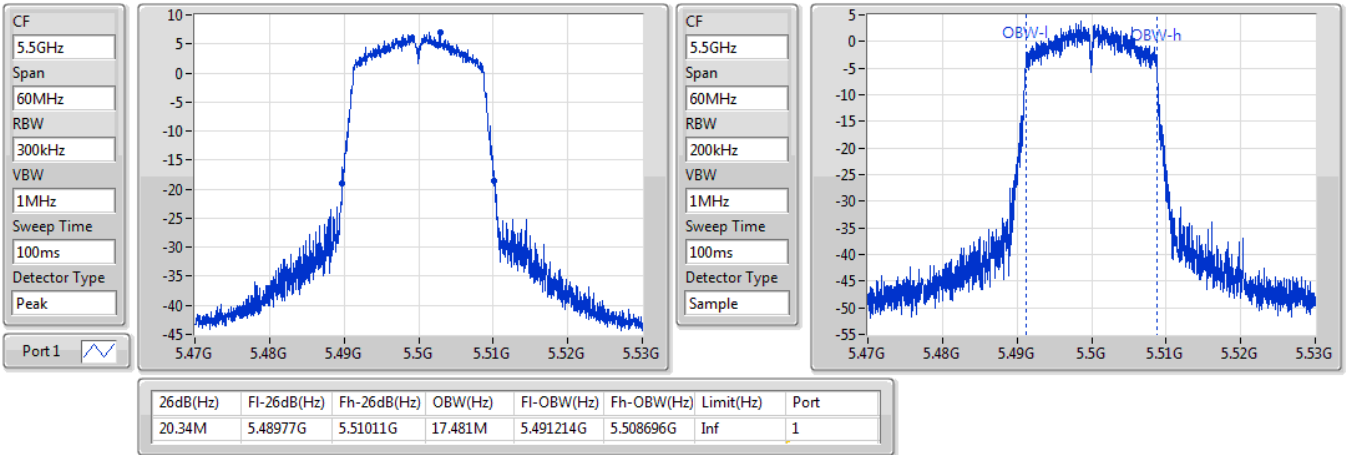


802.11n HT20_Nss1,(MCS0)_1TX

EBW

5500MHz

28/05/2019

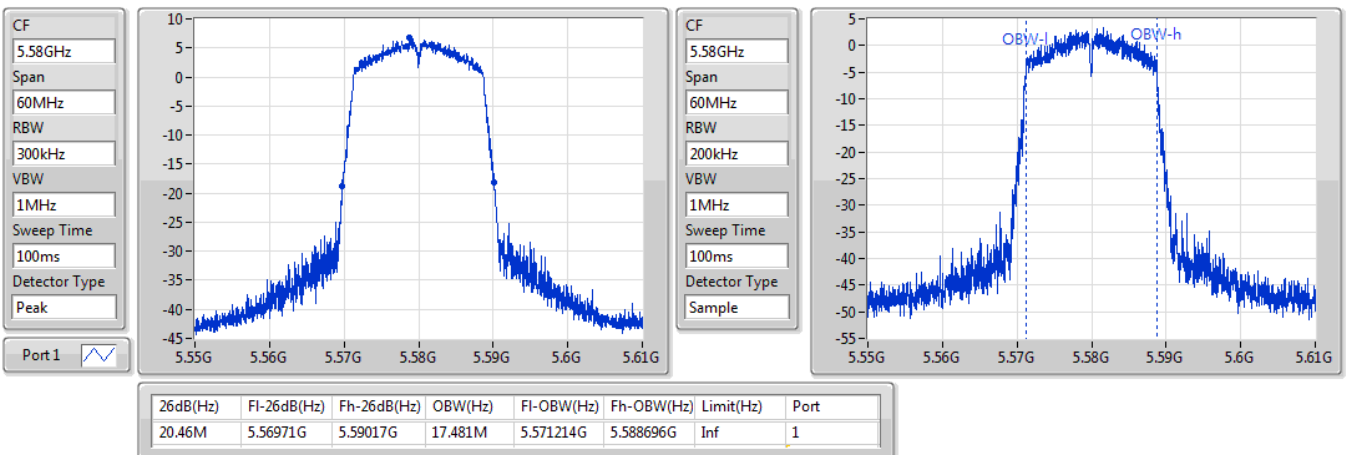


802.11n HT20_Nss1,(MCS0)_1TX

EBW

5580MHz

28/05/2019



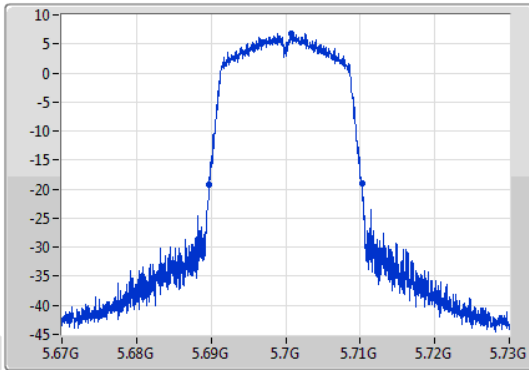
802.11n HT20_Nss1,(MCS0)_1TX

EBW

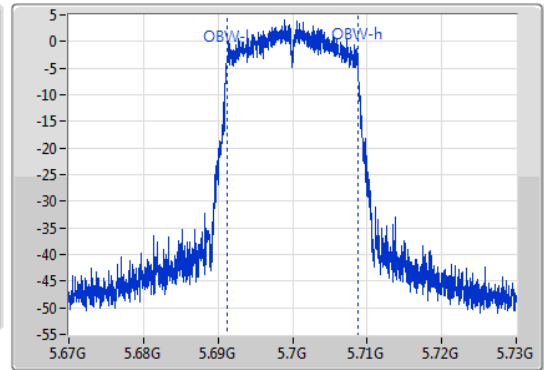
5700MHz

28/05/2019

CF: 5.7GHz
 Span: 60MHz
 RBW: 300kHz
 VBW: 1MHz
 Sweep Time: 100ms
 Detector Type: Peak
 Port 1



CF: 5.7GHz
 Span: 60MHz
 RBW: 200kHz
 VBW: 1MHz
 Sweep Time: 100ms
 Detector Type: Sample



26dB(Hz)	Fl-26dB(Hz)	Fh-26dB(Hz)	OBW(Hz)	Fl-OBW(Hz)	Fh-OBW(Hz)	Limit(Hz)	Port
20.49M	5.68971G	5.7102G	17.541M	5.691184G	5.708726G	Inf	1

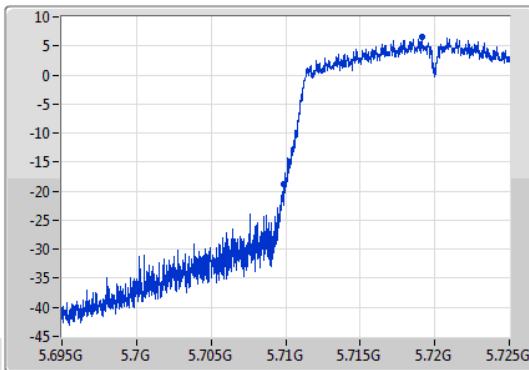
802.11n HT20_Nss1,(MCS0)_1TX

EBW

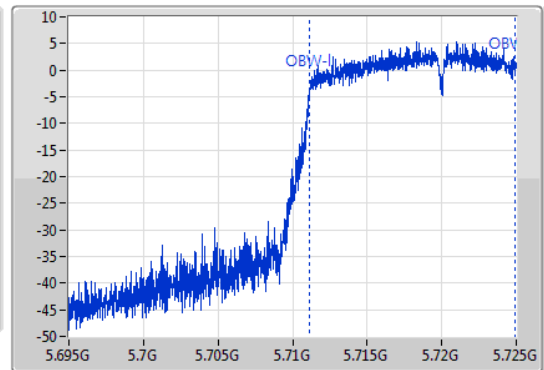
5720MHz Straddle 5.47-5.725GHz

28/05/2019

CF: 5.71GHz
 Span: 30MHz
 RBW: 200kHz
 VBW: 1MHz
 Sweep Time: 100ms
 Detector Type: Peak
 Port 1



CF: 5.71GHz
 Span: 30MHz
 RBW: 200kHz
 VBW: 1MHz
 Sweep Time: 100ms
 Detector Type: Sample



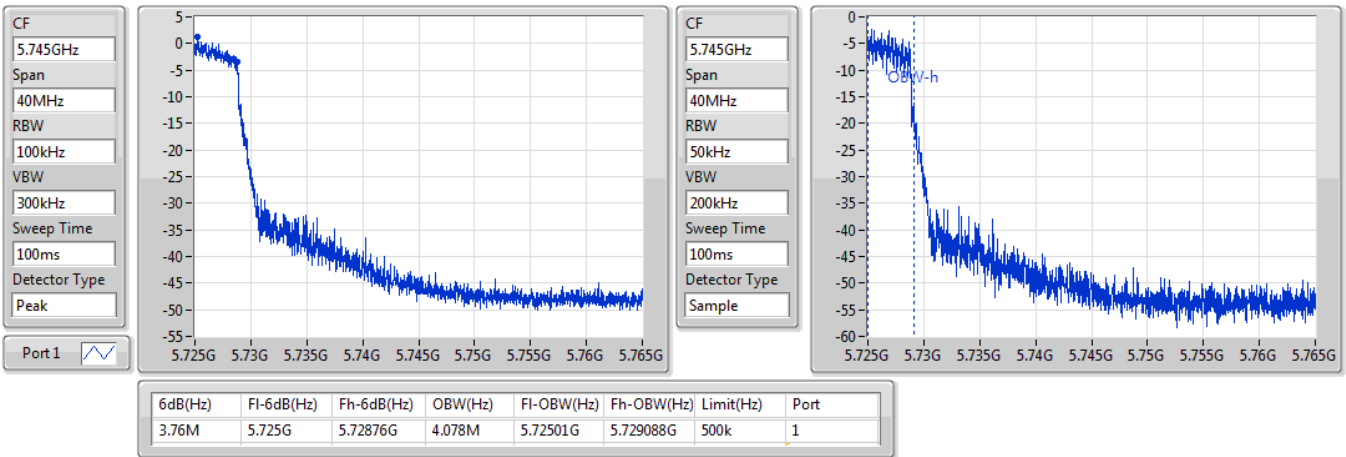
26dB(Hz)	Fl-26dB(Hz)	Fh-26dB(Hz)	OBW(Hz)	Fl-OBW(Hz)	Fh-OBW(Hz)	Limit(Hz)	Port
15.09M	5.70991G	5.725G	13.748M	5.711169G	5.724918G	Inf	1

802.11n HT20_Nss1,(MCS0)_1TX

EBW

5720MHz Straddle 5.725-5.85GHz

28/05/2019

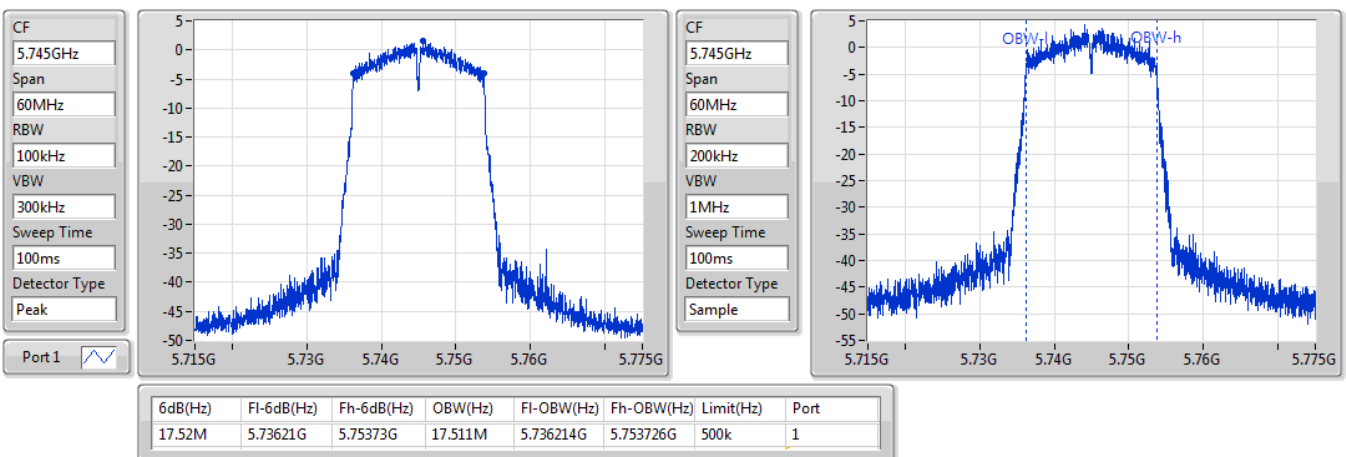


802.11n HT20_Nss1,(MCS0)_1TX

EBW

5745MHz

28/05/2019



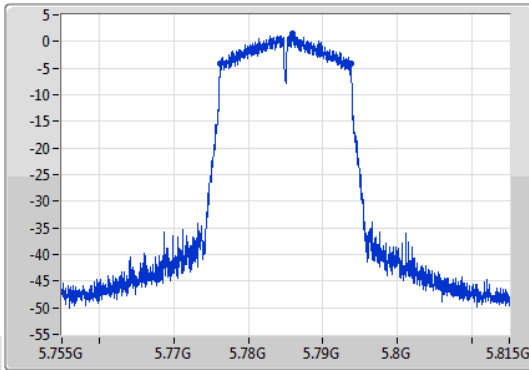
802.11n HT20_Nss1,(MCS0)_1TX

EBW

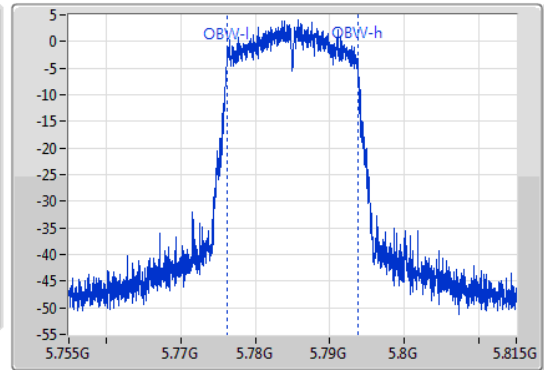
5785MHz

28/05/2019

CF
5.785GHz
Span
60MHz
RBW
100kHz
VBW
300kHz
Sweep Time
100ms
Detector Type
Peak
Port 1



CF
5.785GHz
Span
60MHz
RBW
200kHz
VBW
1MHz
Sweep Time
100ms
Detector Type
Sample



6dB(Hz)	Fl-6dB(Hz)	Fh-6dB(Hz)	OBW(Hz)	Fl-OBW(Hz)	Fh-OBW(Hz)	Limit(Hz)	Port
17.52M	5.77621G	5.79373G	17.511M	5.776184G	5.793696G	500k	1

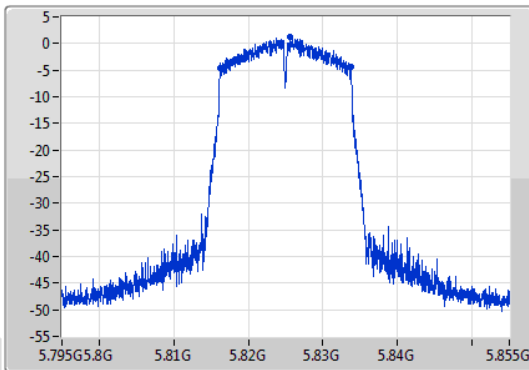
802.11n HT20_Nss1,(MCS0)_1TX

EBW

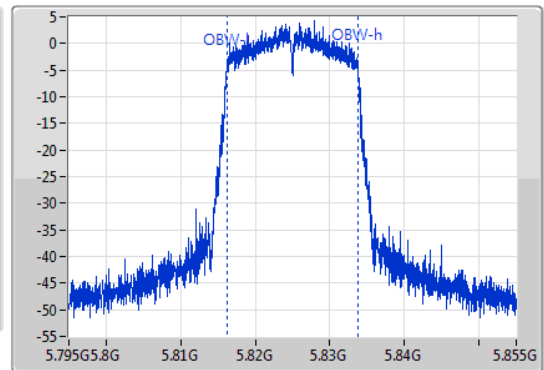
5825MHz

28/05/2019

CF
5.825GHz
Span
60MHz
RBW
100kHz
VBW
300kHz
Sweep Time
100ms
Detector Type
Peak
Port 1



CF
5.825GHz
Span
60MHz
RBW
200kHz
VBW
1MHz
Sweep Time
100ms
Detector Type
Sample



6dB(Hz)	Fl-6dB(Hz)	Fh-6dB(Hz)	OBW(Hz)	Fl-OBW(Hz)	Fh-OBW(Hz)	Limit(Hz)	Port
17.55M	5.81618G	5.83373G	17.541M	5.816184G	5.833726G	500k	1

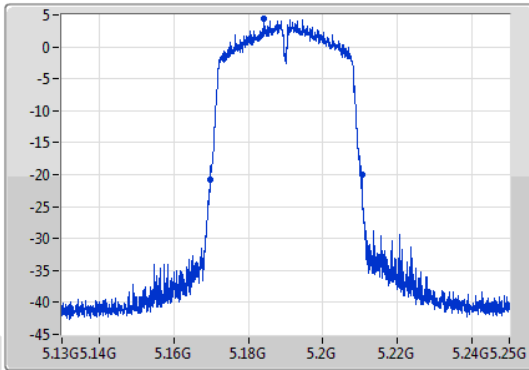
802.11n HT40_Nss1,(MCS0)_1TX

EBW

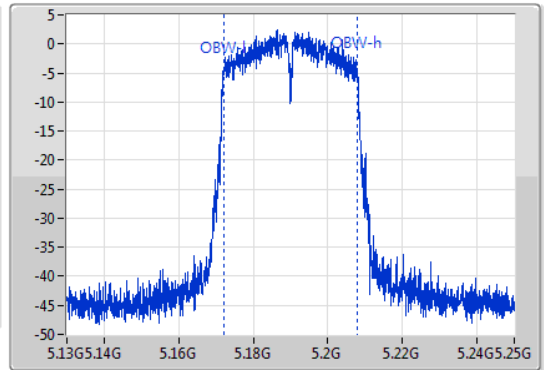
5190MHz

28/05/2019

CF
5.19GHz
Span
120MHz
RBW
500kHz
VBW
2MHz
Sweep Time
100ms
Detector Type
Peak
Port 1



CF
5.19GHz
Span
120MHz
RBW
500kHz
VBW
2MHz
Sweep Time
100ms
Detector Type
Sample



26dB(Hz)	Fl-26dB(Hz)	Fh-26dB(Hz)	OBW(Hz)	Fl-OBW(Hz)	Fh-OBW(Hz)	Limit(Hz)	Port
40.8M	5.16972G	5.21052G	35.862M	5.172009G	5.207871G	Inf	1

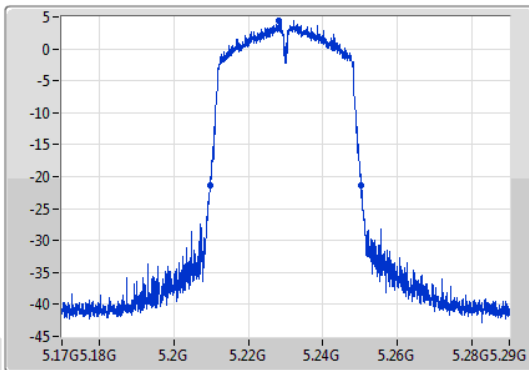
802.11n HT40_Nss1,(MCS0)_1TX

EBW

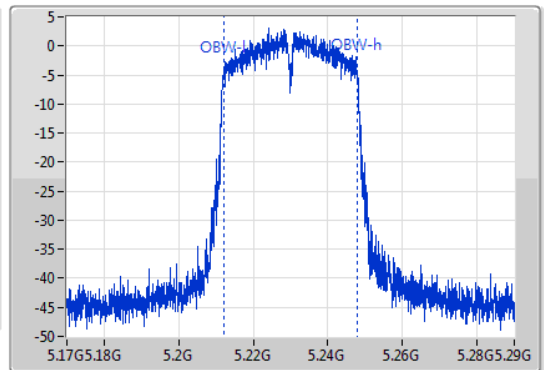
5230MHz

28/05/2019

CF
5.23GHz
Span
120MHz
RBW
500kHz
VBW
2MHz
Sweep Time
100ms
Detector Type
Peak
Port 1



CF
5.23GHz
Span
120MHz
RBW
500kHz
VBW
2MHz
Sweep Time
100ms
Detector Type
Sample



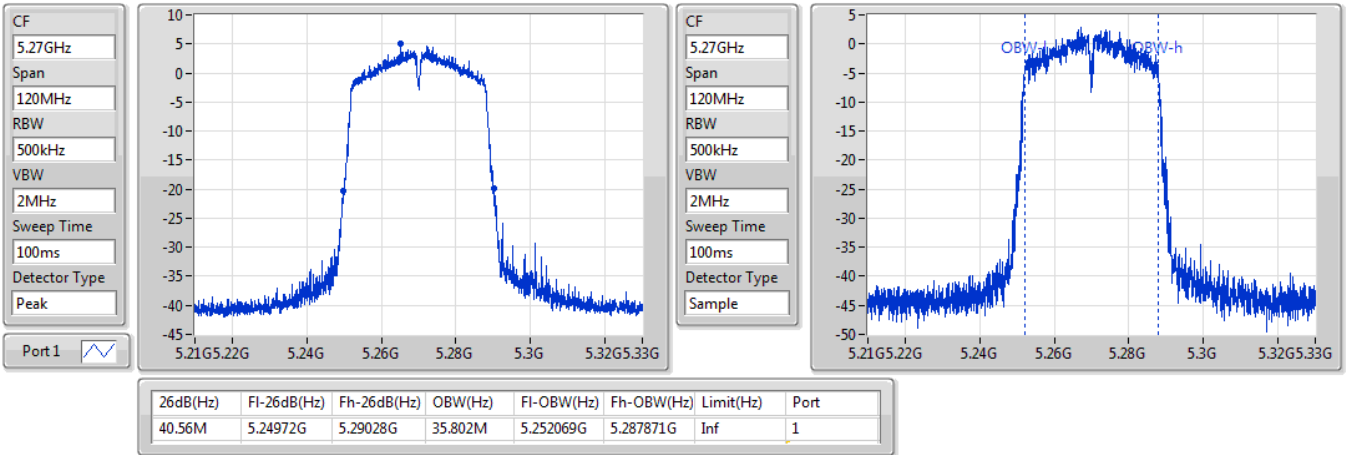
26dB(Hz)	Fl-26dB(Hz)	Fh-26dB(Hz)	OBW(Hz)	Fl-OBW(Hz)	Fh-OBW(Hz)	Limit(Hz)	Port
40.62M	5.20966G	5.25028G	35.862M	5.212009G	5.247871G	Inf	1

802.11n HT40_Nss1,(MCS0)_1TX

EBW

5270MHz

28/05/2019

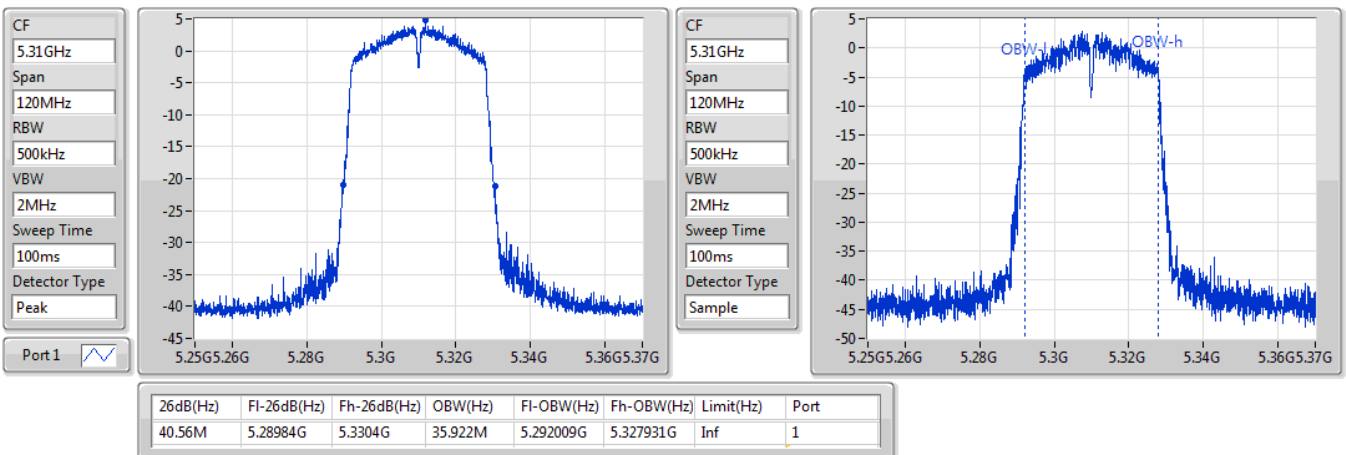


802.11n HT40_Nss1,(MCS0)_1TX

EBW

5310MHz

28/05/2019

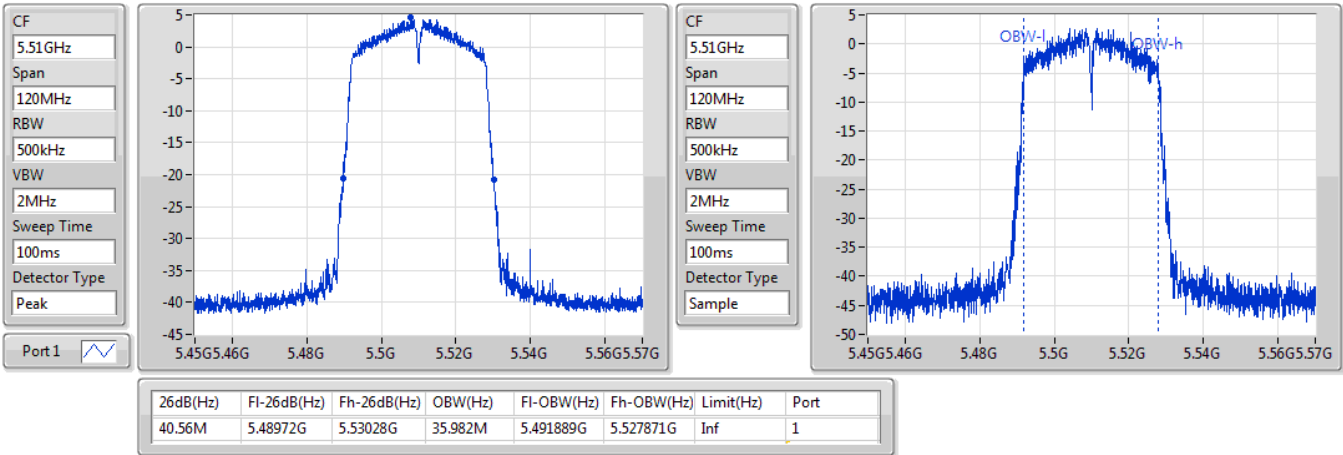


802.11n HT40_Nss1,(MCS0)_1TX

EBW

5510MHz

28/05/2019

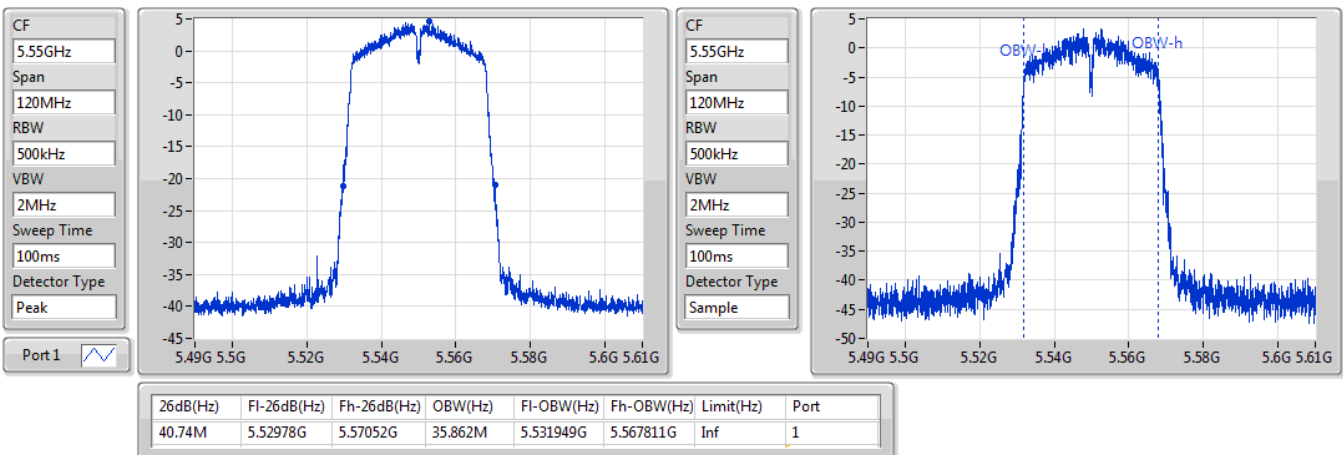


802.11n HT40_Nss1,(MCS0)_1TX

EBW

5550MHz

28/05/2019



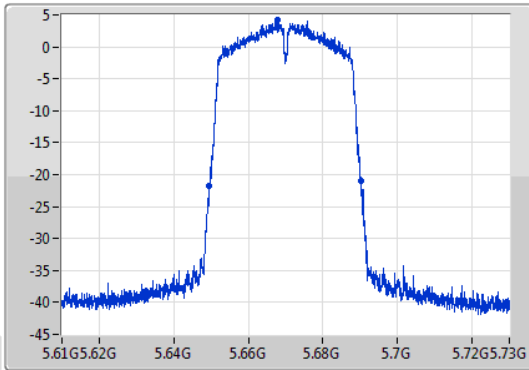
802.11n HT40_Nss1,(MCS0)_1TX

EBW

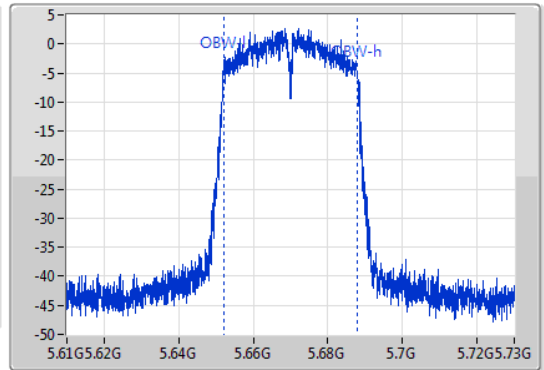
5670MHz

28/05/2019

CF
5.67GHz
Span
120MHz
RBW
500kHz
VBW
2MHz
Sweep Time
100ms
Detector Type
Peak



CF
5.67GHz
Span
120MHz
RBW
500kHz
VBW
2MHz
Sweep Time
100ms
Detector Type
Sample



26dB(Hz)	Fl-26dB(Hz)	Fh-26dB(Hz)	OBW(Hz)	Fl-OBW(Hz)	Fh-OBW(Hz)	Limit(Hz)	Port
40.68M	5.64954G	5.69022G	35.862M	5.652009G	5.687871G	Inf	1

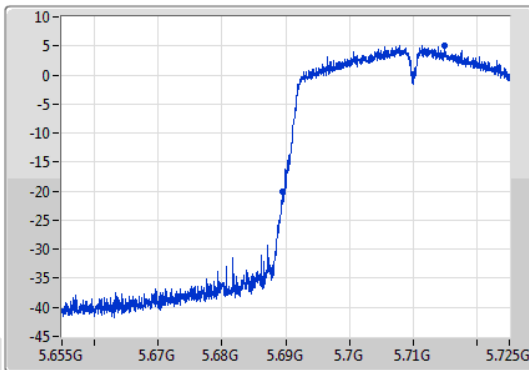
802.11n HT40_Nss1,(MCS0)_1TX

EBW

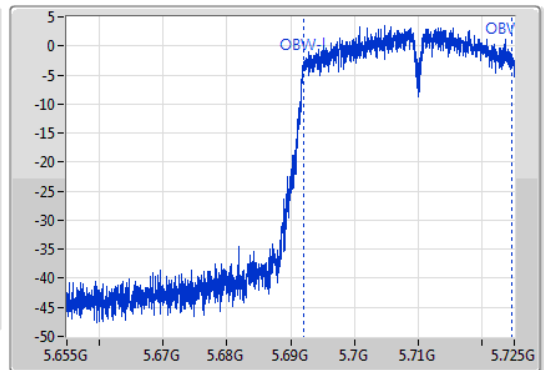
5710MHz Straddle 5.47-5.725GHz

28/05/2019

CF
5.69GHz
Span
70MHz
RBW
500kHz
VBW
2MHz
Sweep Time
100ms
Detector Type
Peak



CF
5.69GHz
Span
70MHz
RBW
500kHz
VBW
2MHz
Sweep Time
100ms
Detector Type
Sample



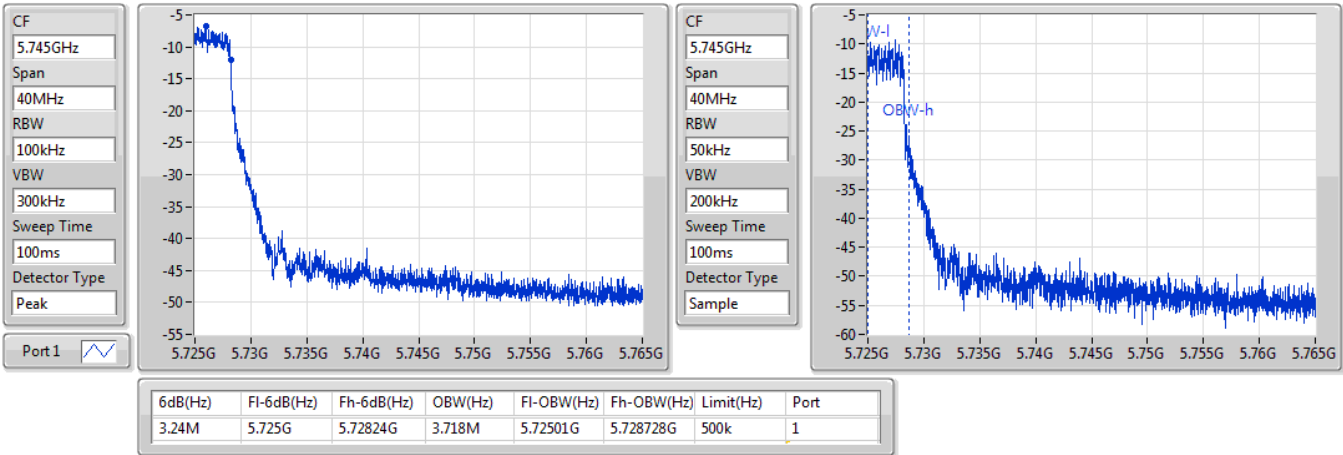
26dB(Hz)	Fl-26dB(Hz)	Fh-26dB(Hz)	OBW(Hz)	Fl-OBW(Hz)	Fh-OBW(Hz)	Limit(Hz)	Port
35.49M	5.68951G	5.725G	32.674M	5.691994G	5.724668G	Inf	1

802.11n HT40_Nss1,(MCS0)_1TX

EBW

5710MHz Straddle 5.725-5.85GHz

28/05/2019

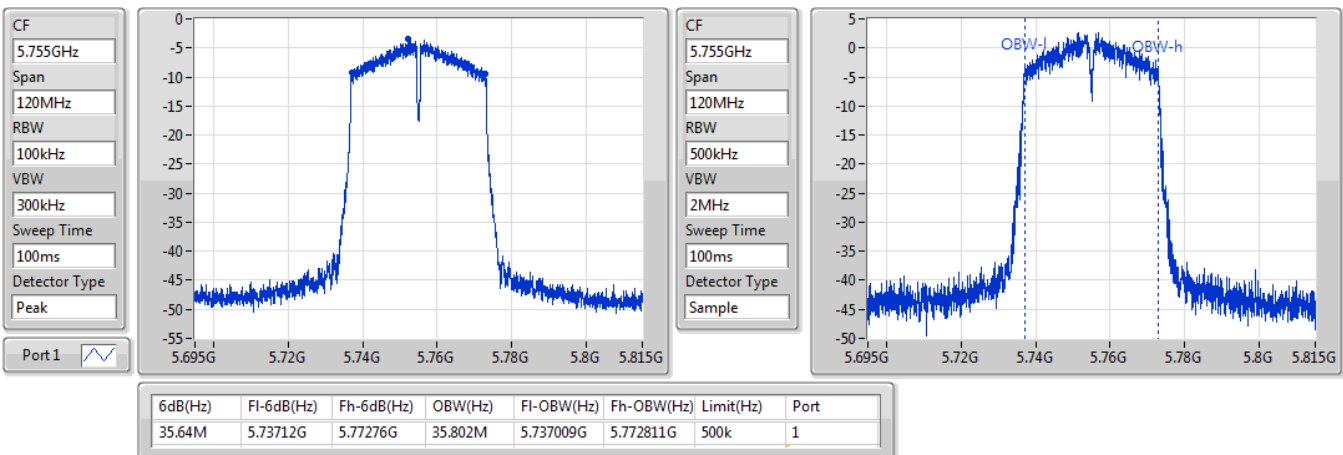


802.11n HT40_Nss1,(MCS0)_1TX

EBW

5755MHz

28/05/2019



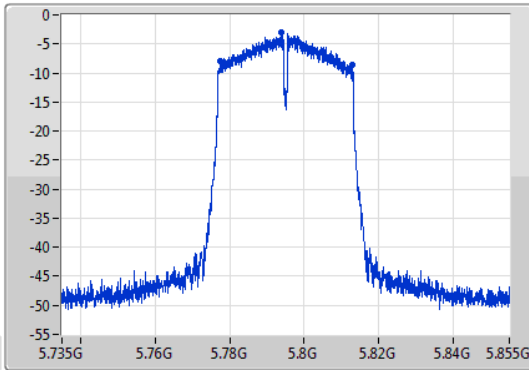
802.11n HT40_Nss1,(MCS0)_1TX

EBW

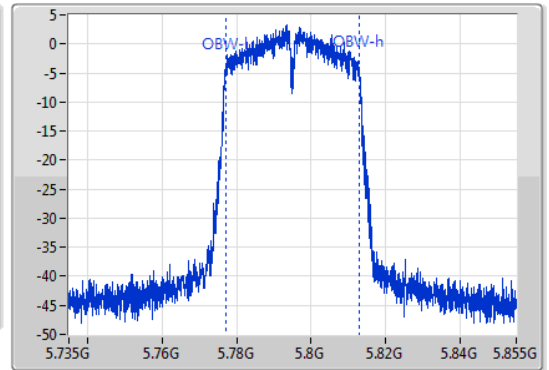
5795MHz

28/05/2019

CF
5.795GHz
Span
120MHz
RBW
100kHz
VBW
300kHz
Sweep Time
100ms
Detector Type
Peak
Port 1



CF
5.795GHz
Span
120MHz
RBW
500kHz
VBW
2MHz
Sweep Time
100ms
Detector Type
Sample



6dB(Hz)	Fl-6dB(Hz)	Fh-6dB(Hz)	OBW(Hz)	Fl-OBW(Hz)	Fh-OBW(Hz)	Limit(Hz)	Port
35.4M	5.77748G	5.81288G	35.862M	5.777009G	5.812871G	500k	1



Summary

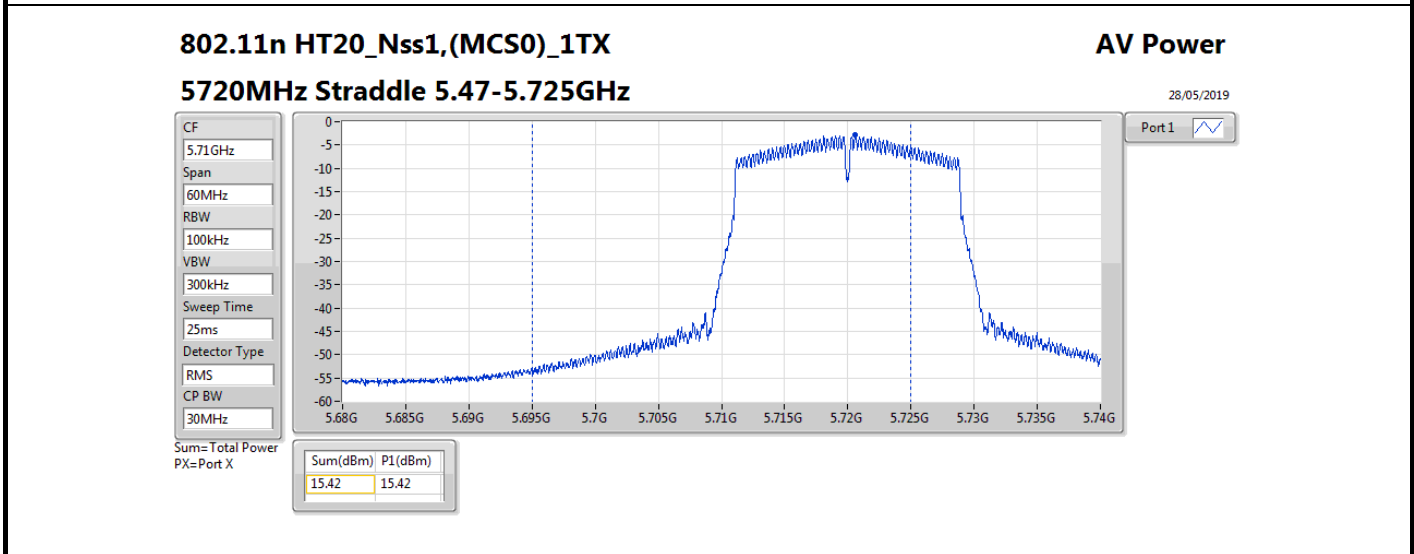
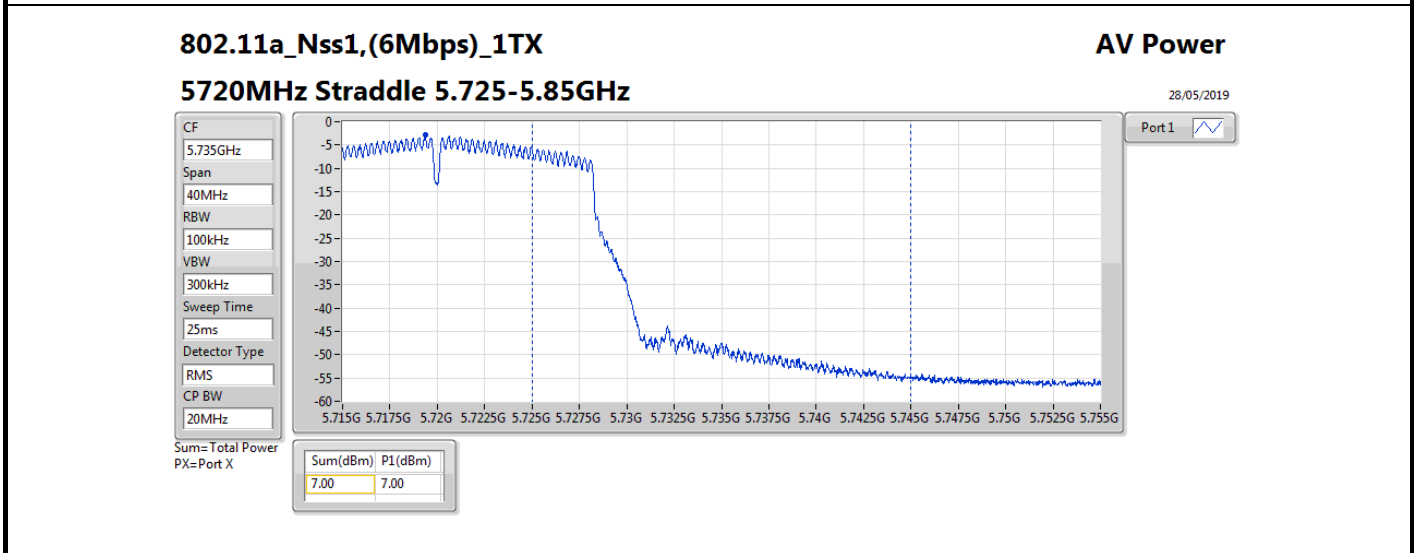
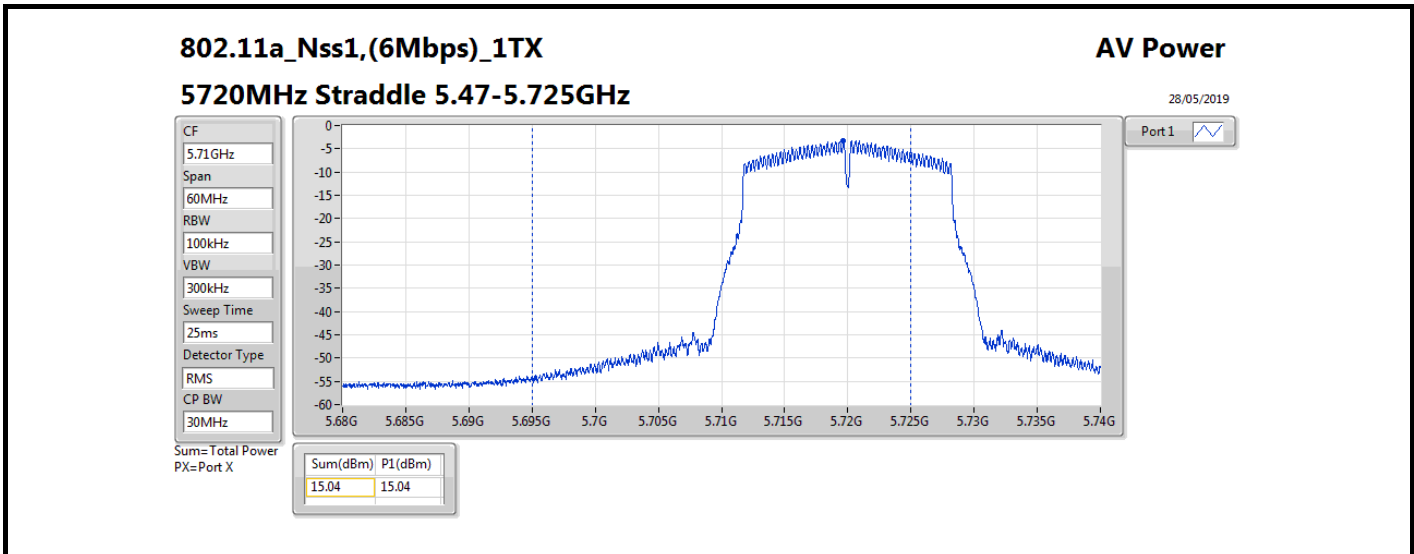
Mode	Total Power (dBm)	Total Power (W)	EIRP (dBm)	EIRP (W)
5.15-5.25GHz	-	-	-	-
802.11a_Nss1,(6Mbps)_1TX	15.48	0.03532	18.48	0.07047
802.11n HT20_Nss1,(MCS0)_1TX	15.39	0.03459	18.39	0.06902
802.11n HT40_Nss1,(MCS0)_1TX	13.25	0.02113	16.25	0.04217
5.25-5.35GHz	-	-	-	-
802.11a_Nss1,(6Mbps)_1TX	15.44	0.03499	18.44	0.06982
802.11n HT20_Nss1,(MCS0)_1TX	15.40	0.03467	18.40	0.06918
802.11n HT40_Nss1,(MCS0)_1TX	13.15	0.02065	16.15	0.04121
5.47-5.725GHz	-	-	-	-
802.11a_Nss1,(6Mbps)_1TX	15.25	0.03350	18.25	0.06683
802.11n HT20_Nss1,(MCS0)_1TX	15.45	0.03508	18.45	0.06998
802.11n HT40_Nss1,(MCS0)_1TX	13.47	0.02223	16.47	0.04436
5.725-5.85GHz	-	-	-	-
802.11a_Nss1,(6Mbps)_1TX	15.26	0.03357	18.26	0.06699
802.11n HT20_Nss1,(MCS0)_1TX	15.39	0.03459	18.39	0.06902
802.11n HT40_Nss1,(MCS0)_1TX	13.43	0.02203	16.43	0.04395

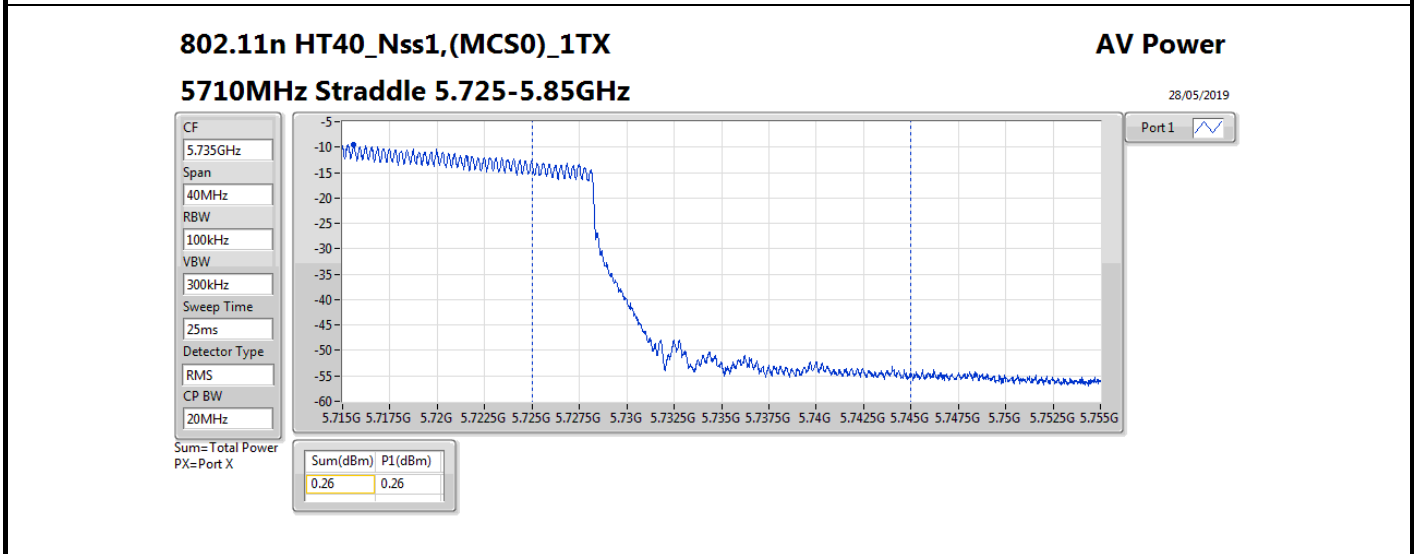
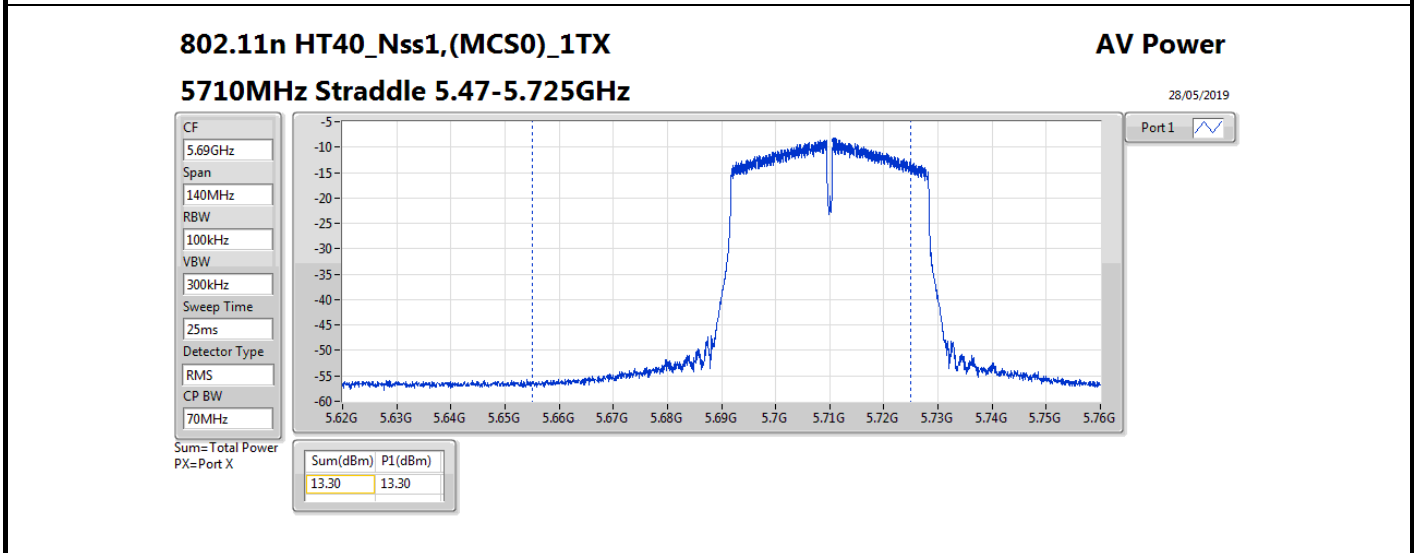
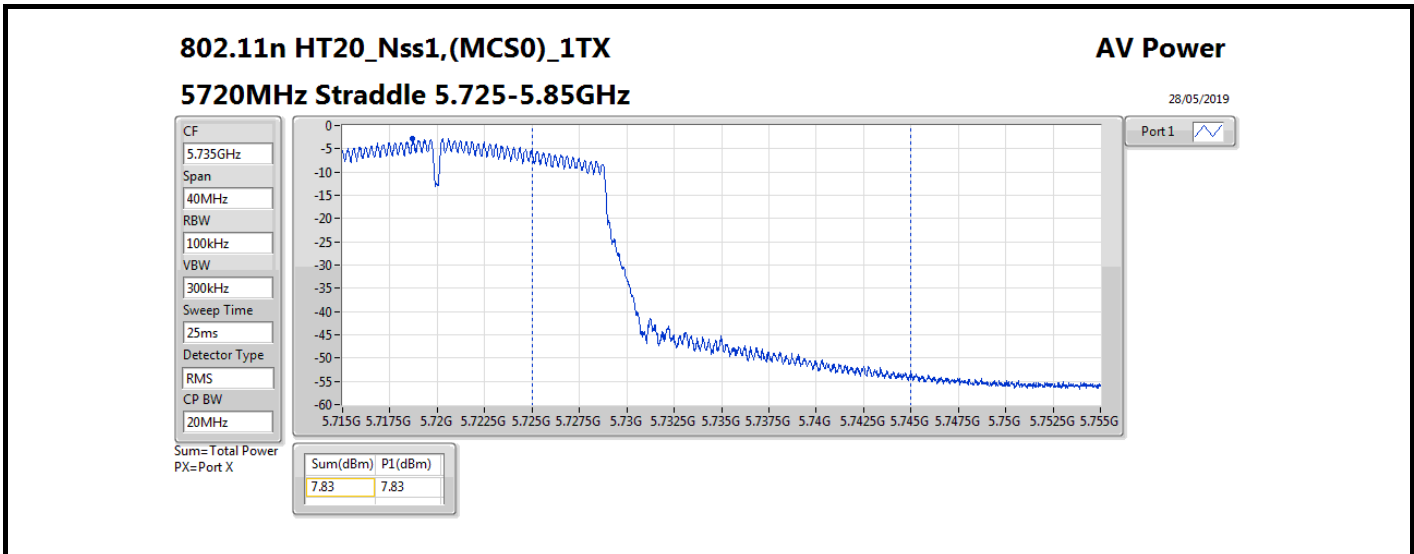


Result

Mode	Result	DG (dBi)	Port 1 (dBm)	Total Power (dBm)	Power Limit (dBm)	EIRP (dBm)	EIRP Limit (dBm)
802.11a_Nss1,(6Mbps)_1TX	-	-	-	-	-	-	-
5180MHz_TnomVnom	Pass	3.00	15.13	15.13	24.00	18.13	30.00
5200MHz_TnomVnom	Pass	3.00	15.26	15.26	24.00	18.26	30.00
5240MHz_TnomVnom	Pass	3.00	15.48	15.48	24.00	18.48	30.00
5260MHz_TnomVnom	Pass	3.00	15.33	15.33	24.00	18.33	30.00
5300MHz_TnomVnom	Pass	3.00	15.17	15.17	23.99	18.17	29.99
5320MHz_TnomVnom	Pass	3.00	15.44	15.44	23.98	18.44	29.98
5500MHz_TnomVnom	Pass	3.00	15.21	15.21	23.99	18.21	29.99
5580MHz_TnomVnom	Pass	3.00	15.25	15.25	23.96	18.25	29.96
5700MHz_TnomVnom	Pass	3.00	15.07	15.07	23.99	18.07	29.99
5720MHz Straddle 5.47-5.725GHz_TnomVnom	Pass	3.00	15.04	15.04	22.73	18.04	28.73
5720MHz Straddle 5.725-5.85GHz_TnomVnom	Pass	3.00	7.00	7.00	30.00	10.00	36.00
5745MHz_TnomVnom	Pass	3.00	15.26	15.26	30.00	18.26	36.00
5785MHz_TnomVnom	Pass	3.00	15.24	15.24	30.00	18.24	36.00
5825MHz_TnomVnom	Pass	3.00	15.12	15.12	30.00	18.12	36.00
802.11n HT20_Nss1,(MCS0)_1TX	-	-	-	-	-	-	-
5180MHz_TnomVnom	Pass	3.00	15.09	15.09	24.00	18.09	30.00
5200MHz_TnomVnom	Pass	3.00	15.18	15.18	24.00	18.18	30.00
5240MHz_TnomVnom	Pass	3.00	15.39	15.39	24.00	18.39	30.00
5260MHz_TnomVnom	Pass	3.00	15.21	15.21	24.00	18.21	30.00
5300MHz_TnomVnom	Pass	3.00	15.22	15.22	24.00	18.22	30.00
5320MHz_TnomVnom	Pass	3.00	15.40	15.40	24.00	18.40	30.00
5500MHz_TnomVnom	Pass	3.00	15.45	15.45	24.00	18.45	30.00
5580MHz_TnomVnom	Pass	3.00	15.35	15.35	24.00	18.35	30.00
5700MHz_TnomVnom	Pass	3.00	15.40	15.40	24.00	18.40	30.00
5720MHz Straddle 5.47-5.725GHz_TnomVnom	Pass	3.00	15.42	15.42	22.79	18.42	28.79
5720MHz Straddle 5.725-5.85GHz_TnomVnom	Pass	3.00	7.83	7.83	30.00	10.83	36.00
5745MHz_TnomVnom	Pass	3.00	15.38	15.38	30.00	18.38	36.00
5785MHz_TnomVnom	Pass	3.00	15.30	15.30	30.00	18.30	36.00
5825MHz_TnomVnom	Pass	3.00	15.39	15.39	30.00	18.39	36.00
802.11n HT40_Nss1,(MCS0)_1TX	-	-	-	-	-	-	-
5190MHz_TnomVnom	Pass	3.00	13.17	13.17	24.00	16.17	30.00
5230MHz_TnomVnom	Pass	3.00	13.25	13.25	24.00	16.25	30.00
5270MHz_TnomVnom	Pass	3.00	13.12	13.12	24.00	16.12	30.00
5310MHz_TnomVnom	Pass	3.00	13.15	13.15	24.00	16.15	30.00
5510MHz_TnomVnom	Pass	3.00	13.45	13.45	24.00	16.45	30.00
5550MHz_TnomVnom	Pass	3.00	13.47	13.47	24.00	16.47	30.00
5670MHz_TnomVnom	Pass	3.00	13.21	13.21	24.00	16.21	30.00
5710MHz Straddle 5.47-5.725GHz_TnomVnom	Pass	3.00	13.30	13.30	24.00	16.30	30.00
5710MHz Straddle 5.725-5.85GHz_TnomVnom	Pass	3.00	0.26	0.26	30.00	3.26	36.00
5755MHz_TnomVnom	Pass	3.00	13.18	13.18	30.00	16.18	36.00
5795MHz_TnomVnom	Pass	3.00	13.43	13.43	30.00	16.43	36.00

DG = Directional Gain; Port X = Port X output power







Summary

Mode	PD (dBm/RBW)	EIRP PD (dBm/RBW)
5.15-5.25GHz	-	-
802.11a_Nss1,(6Mbps)_1TX	3.20	6.20
802.11n HT20_Nss1,(MCS0)_1TX	2.95	5.95
802.11n HT40_Nss1,(MCS0)_1TX	-2.06	0.94
5.25-5.35GHz	-	-
802.11a_Nss1,(6Mbps)_1TX	3.16	6.16
802.11n HT20_Nss1,(MCS0)_1TX	3.01	6.01
802.11n HT40_Nss1,(MCS0)_1TX	-2.17	0.83
5.47-5.725GHz	-	-
802.11a_Nss1,(6Mbps)_1TX	3.89	6.89
802.11n HT20_Nss1,(MCS0)_1TX	4.17	7.17
802.11n HT40_Nss1,(MCS0)_1TX	-1.33	1.67
5.725-5.85GHz	-	-
802.11a_Nss1,(6Mbps)_1TX	1.62	4.62
802.11n HT20_Nss1,(MCS0)_1TX	1.49	4.49
802.11n HT40_Nss1,(MCS0)_1TX	-3.29	-0.29

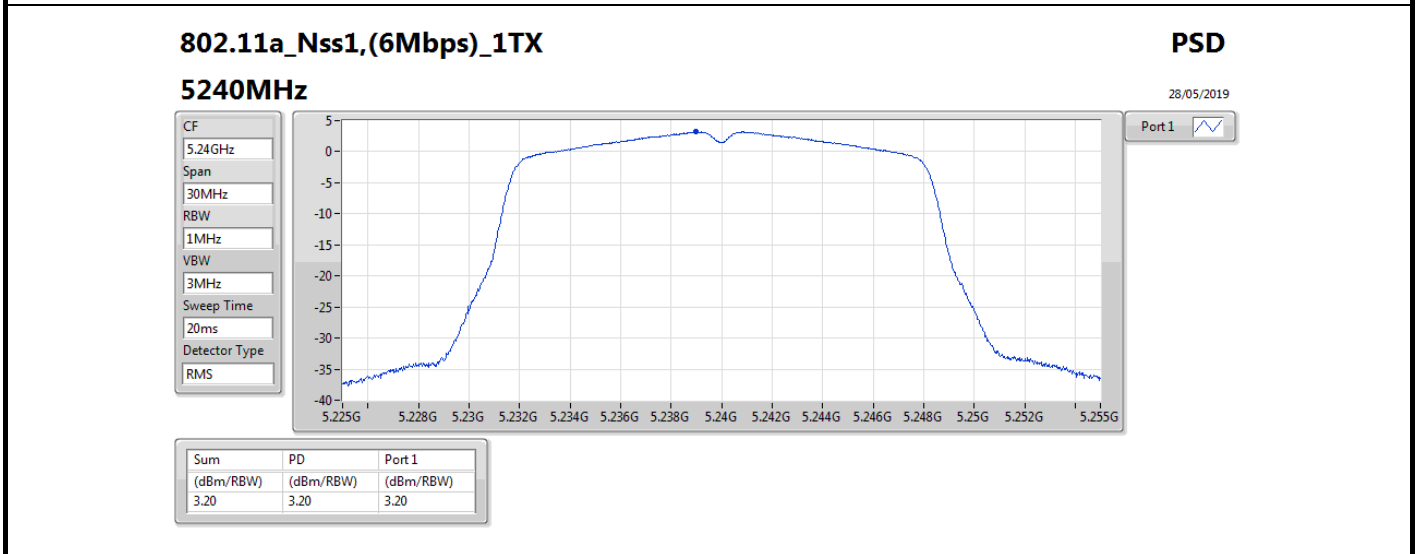
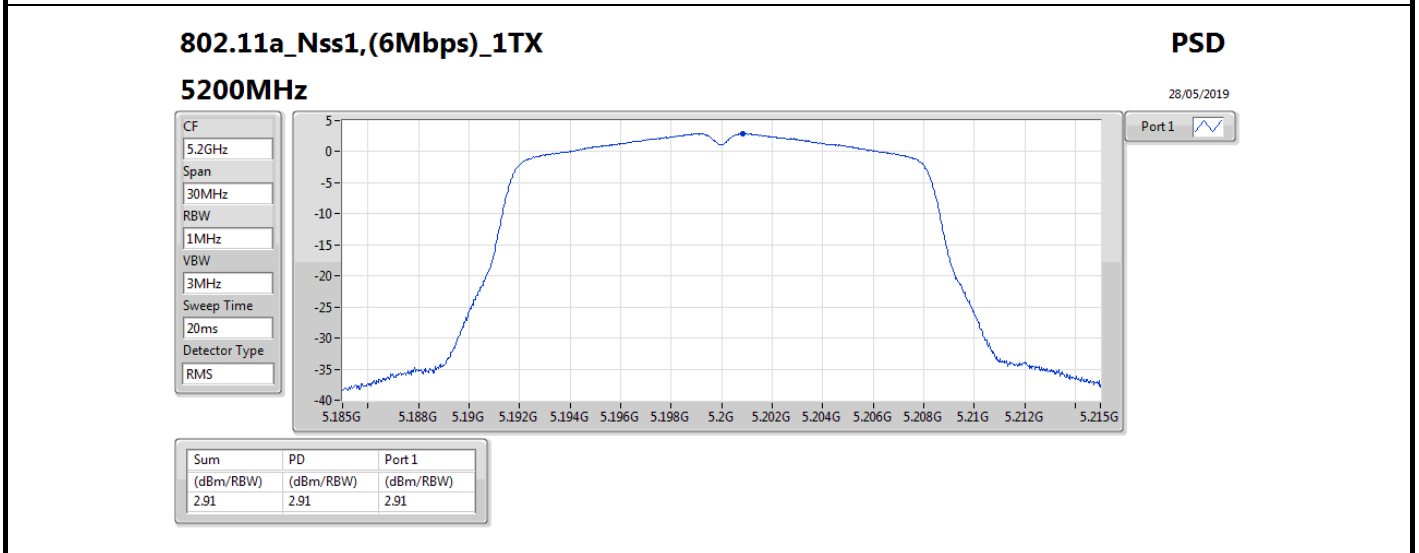
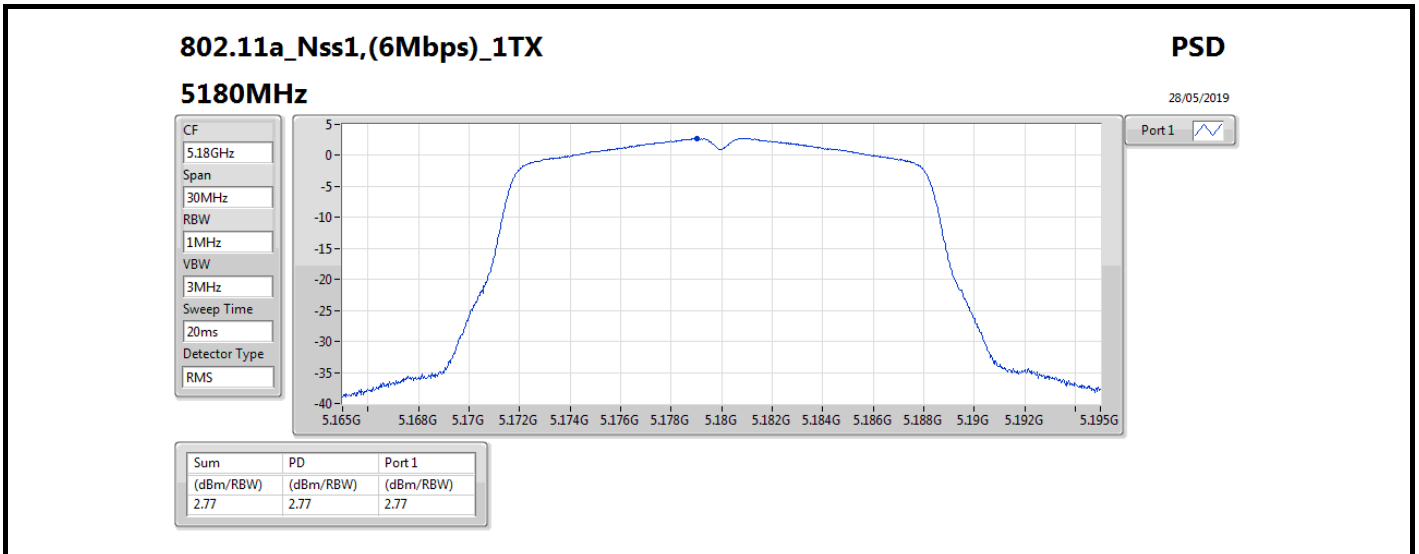
RBW = 500 kHz for 5.725-5.85GHz band / 1MHz for other band;

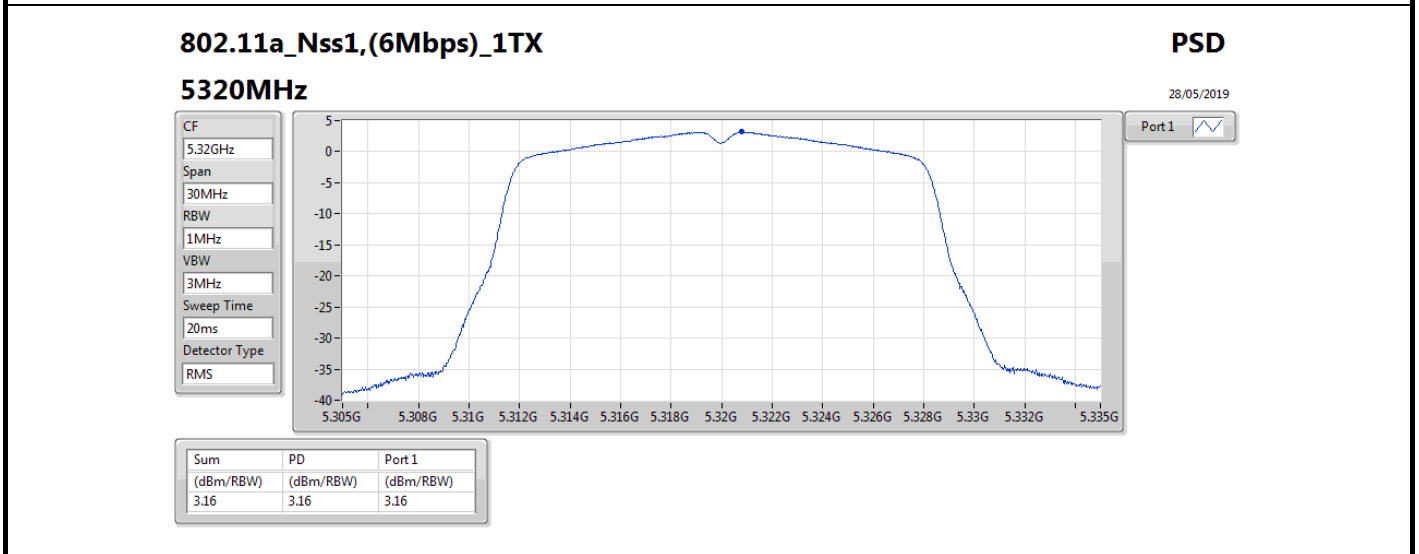
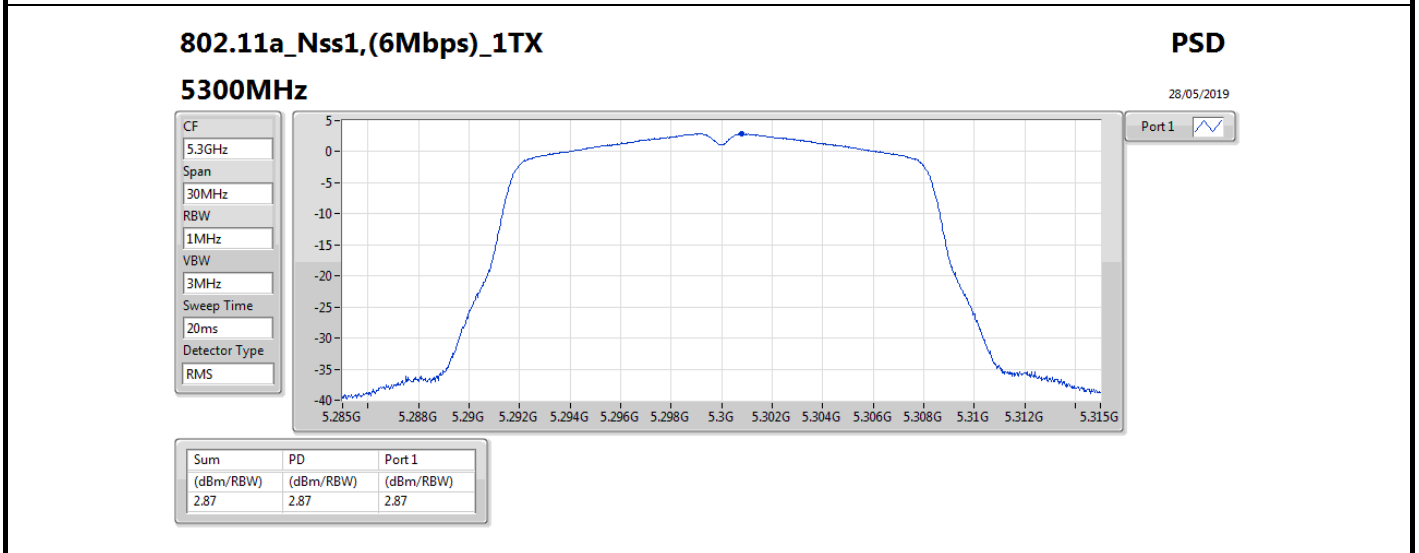
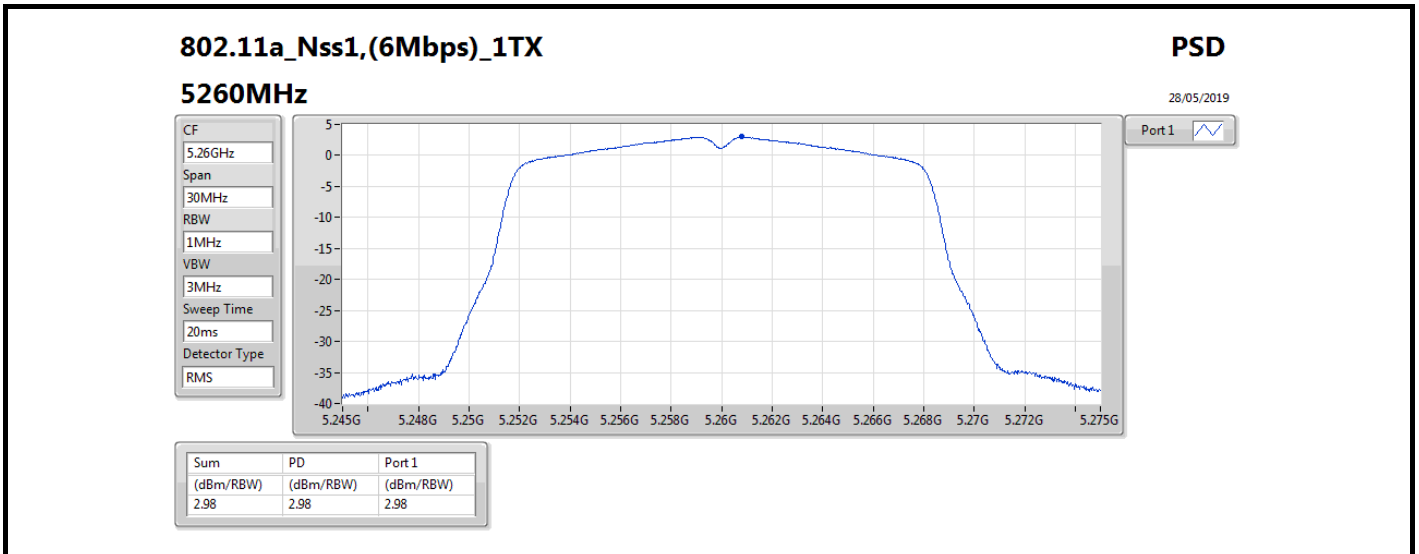
Result

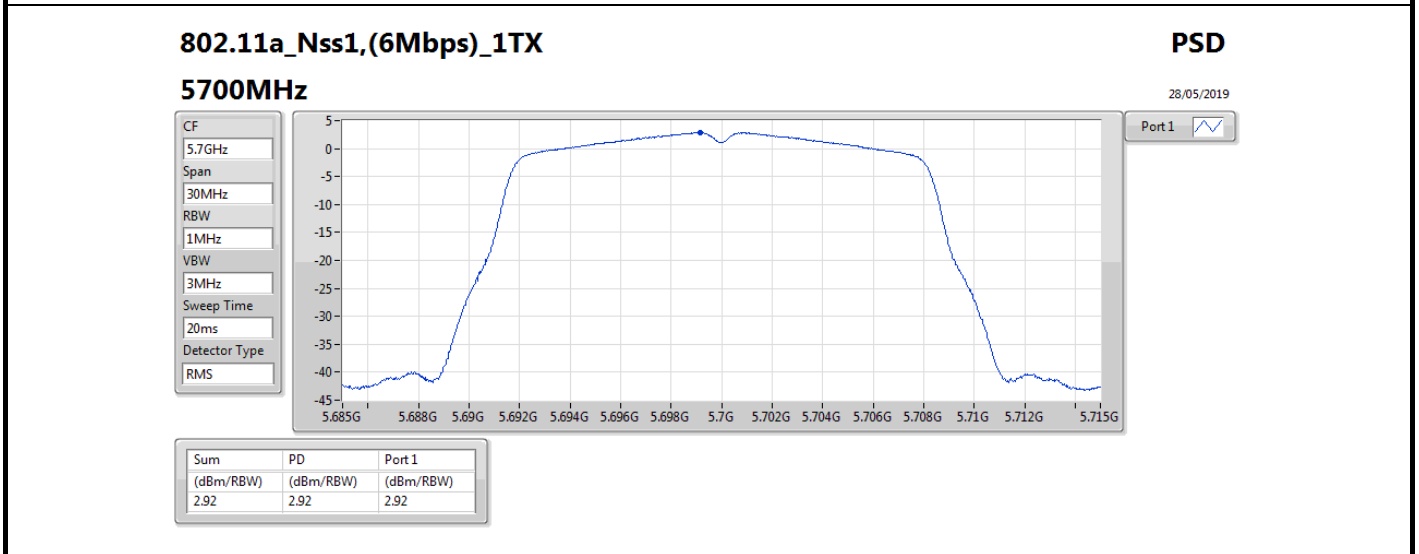
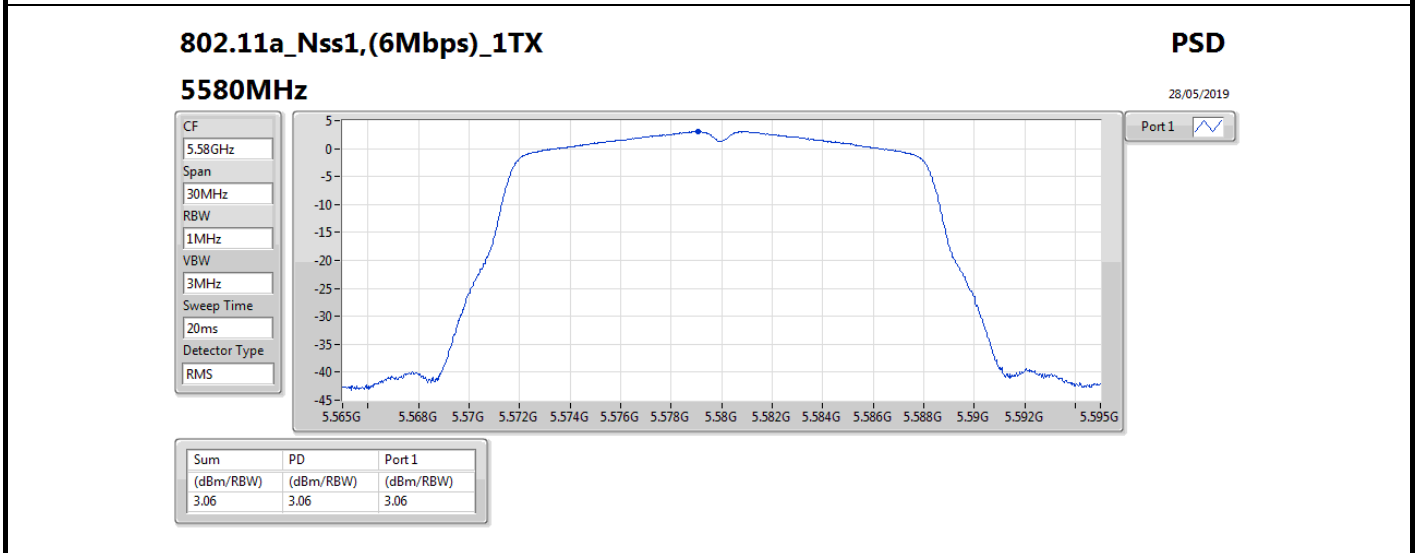
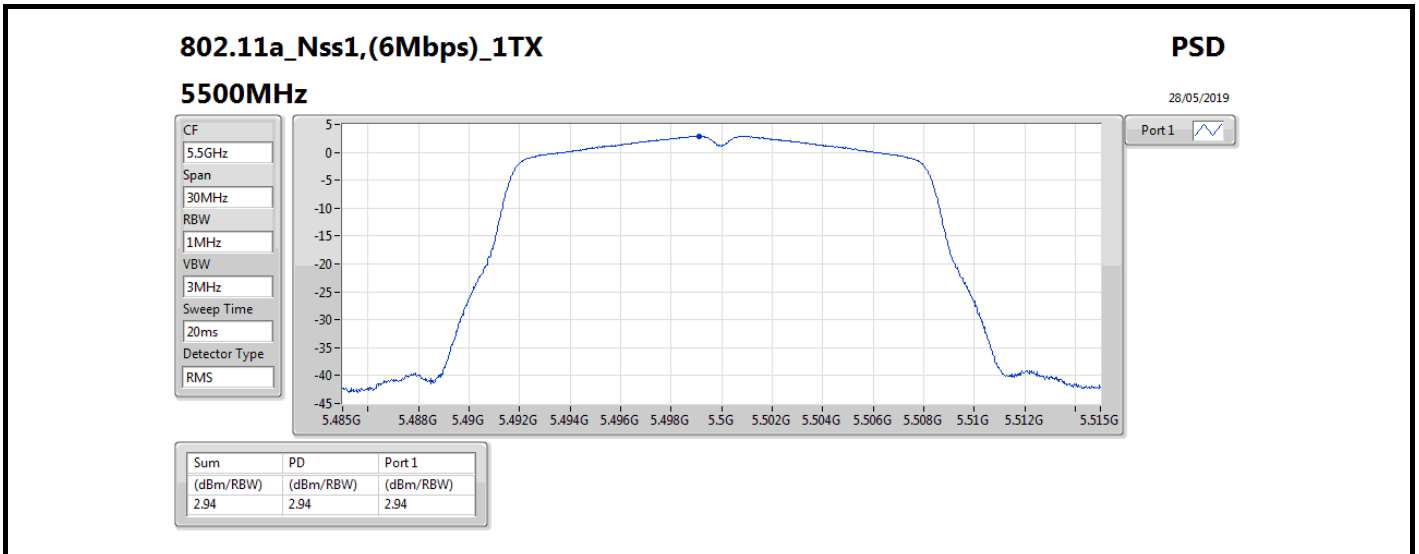
Mode	Result	DG (dBi)	Port 1 (dBm/RBW)	PD (dBm/RBW)	PD Limit (dBm/RBW)	EIRP PD (dBm/RBW)	EIRP PD Limit (dBm/RBW)
802.11a_Nss1,(6Mbps)_1TX	-	-	-	-	-	-	-
5180MHz_TnomVnom	Pass	3.00	2.77	2.77	11.00	5.77	17.00
5200MHz_TnomVnom	Pass	3.00	2.91	2.91	11.00	5.91	17.00
5240MHz_TnomVnom	Pass	3.00	3.20	3.20	11.00	6.20	17.00
5260MHz_TnomVnom	Pass	3.00	2.98	2.98	11.00	5.98	17.00
5300MHz_TnomVnom	Pass	3.00	2.87	2.87	11.00	5.87	17.00
5320MHz_TnomVnom	Pass	3.00	3.16	3.16	11.00	6.16	17.00
5500MHz_TnomVnom	Pass	3.00	2.94	2.94	11.00	5.94	17.00
5580MHz_TnomVnom	Pass	3.00	3.06	3.06	11.00	6.06	17.00
5700MHz_TnomVnom	Pass	3.00	2.92	2.92	11.00	5.92	17.00
5720MHz Straddle 5.47-5.725GHz_TnomVnom	Pass	3.00	3.89	3.89	11.00	6.89	17.00
5720MHz Straddle 5.725-5.85GHz_TnomVnom	Pass	3.00	0.28	0.28	30.00	3.28	36.00
5745MHz_TnomVnom	Pass	3.00	1.62	1.62	30.00	4.62	36.00
5785MHz_TnomVnom	Pass	3.00	1.48	1.48	30.00	4.48	36.00
5825MHz_TnomVnom	Pass	3.00	1.54	1.54	30.00	4.54	36.00
802.11n HT20_Nss1,(MCS0)_1TX	-	-	-	-	-	-	-
5180MHz_TnomVnom	Pass	3.00	2.53	2.53	11.00	5.53	17.00
5200MHz_TnomVnom	Pass	3.00	2.67	2.67	11.00	5.67	17.00
5240MHz_TnomVnom	Pass	3.00	2.95	2.95	11.00	5.95	17.00
5260MHz_TnomVnom	Pass	3.00	2.72	2.72	11.00	5.72	17.00
5300MHz_TnomVnom	Pass	3.00	3.01	3.01	11.00	6.01	17.00
5320MHz_TnomVnom	Pass	3.00	2.89	2.89	11.00	5.89	17.00
5500MHz_TnomVnom	Pass	3.00	2.93	2.93	11.00	5.93	17.00
5580MHz_TnomVnom	Pass	3.00	2.80	2.80	11.00	5.80	17.00
5700MHz_TnomVnom	Pass	3.00	2.95	2.95	11.00	5.95	17.00
5720MHz Straddle 5.47-5.725GHz_TnomVnom	Pass	3.00	4.17	4.17	11.00	7.17	17.00
5720MHz Straddle 5.725-5.85GHz_TnomVnom	Pass	3.00	0.61	0.61	30.00	3.61	36.00
5745MHz_TnomVnom	Pass	3.00	1.44	1.44	30.00	4.44	36.00
5785MHz_TnomVnom	Pass	3.00	1.49	1.49	30.00	4.49	36.00
5825MHz_TnomVnom	Pass	3.00	1.29	1.29	30.00	4.29	36.00
802.11n HT40_Nss1,(MCS0)_1TX	-	-	-	-	-	-	-
5190MHz_TnomVnom	Pass	3.00	-2.30	-2.30	11.00	0.70	17.00
5230MHz_TnomVnom	Pass	3.00	-2.06	-2.06	11.00	0.94	17.00
5270MHz_TnomVnom	Pass	3.00	-2.32	-2.32	11.00	0.68	17.00
5310MHz_TnomVnom	Pass	3.00	-2.17	-2.17	11.00	0.83	17.00
5510MHz_TnomVnom	Pass	3.00	-1.97	-1.97	11.00	1.03	17.00
5550MHz_TnomVnom	Pass	3.00	-1.92	-1.92	11.00	1.08	17.00
5670MHz_TnomVnom	Pass	3.00	-2.22	-2.22	11.00	0.78	17.00
5710MHz Straddle 5.47-5.725GHz_TnomVnom	Pass	3.00	-1.33	-1.33	11.00	1.67	17.00
5710MHz Straddle 5.725-5.85GHz_TnomVnom	Pass	3.00	-6.95	-6.95	30.00	-3.95	36.00
5755MHz_TnomVnom	Pass	3.00	-3.67	-3.67	30.00	-0.67	36.00
5795MHz_TnomVnom	Pass	3.00	-3.29	-3.29	30.00	-0.29	36.00

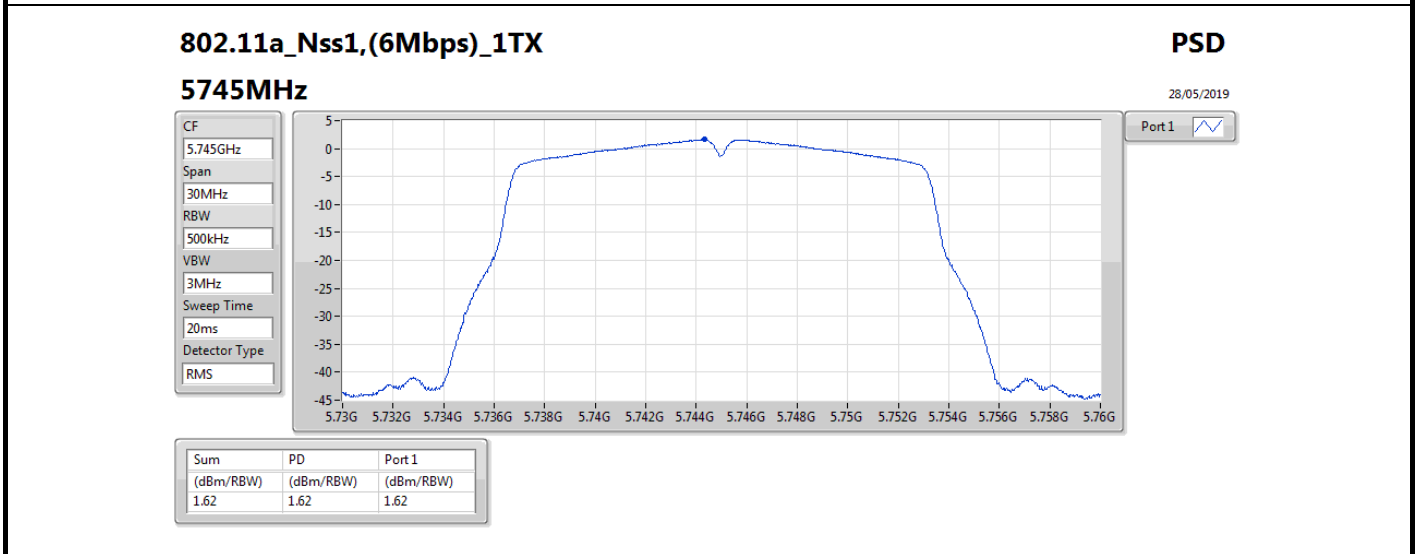
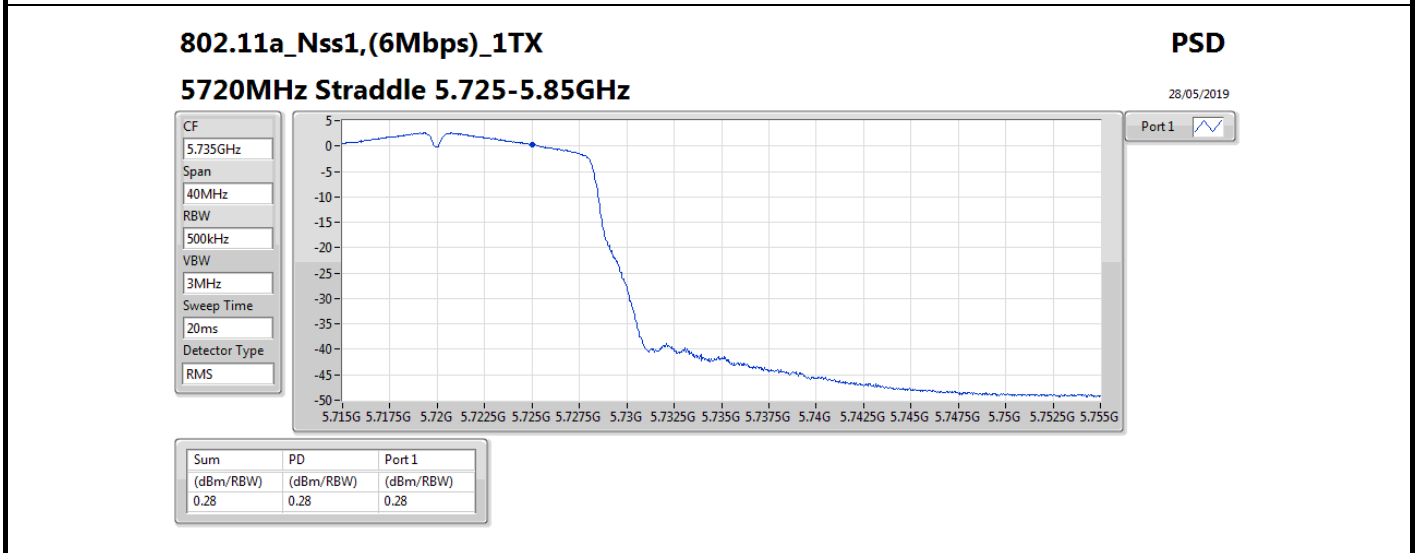
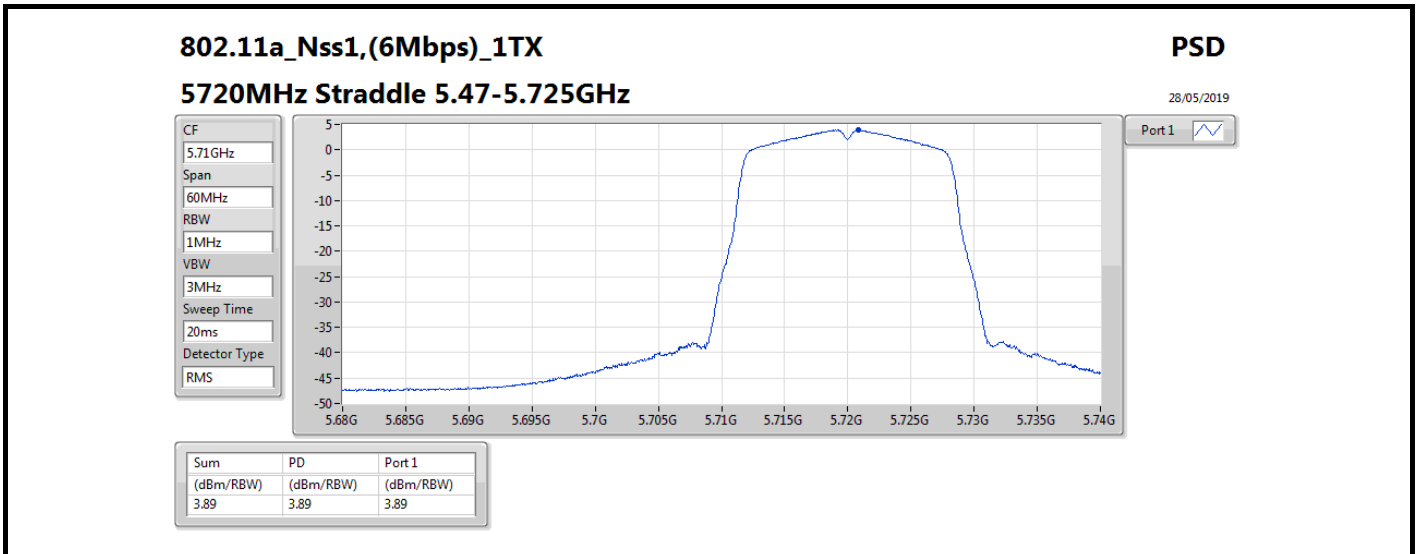
DG = Directional Gain; RBW = 500 kHz for 5.725-5.85GHz band / 1MHz for other band;

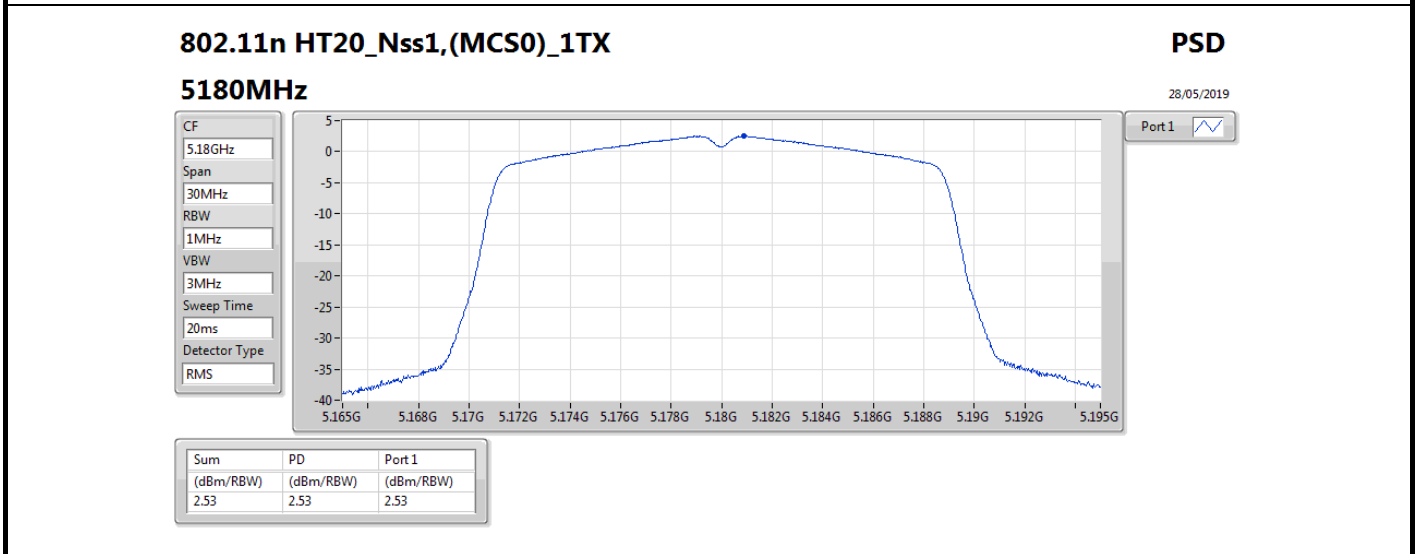
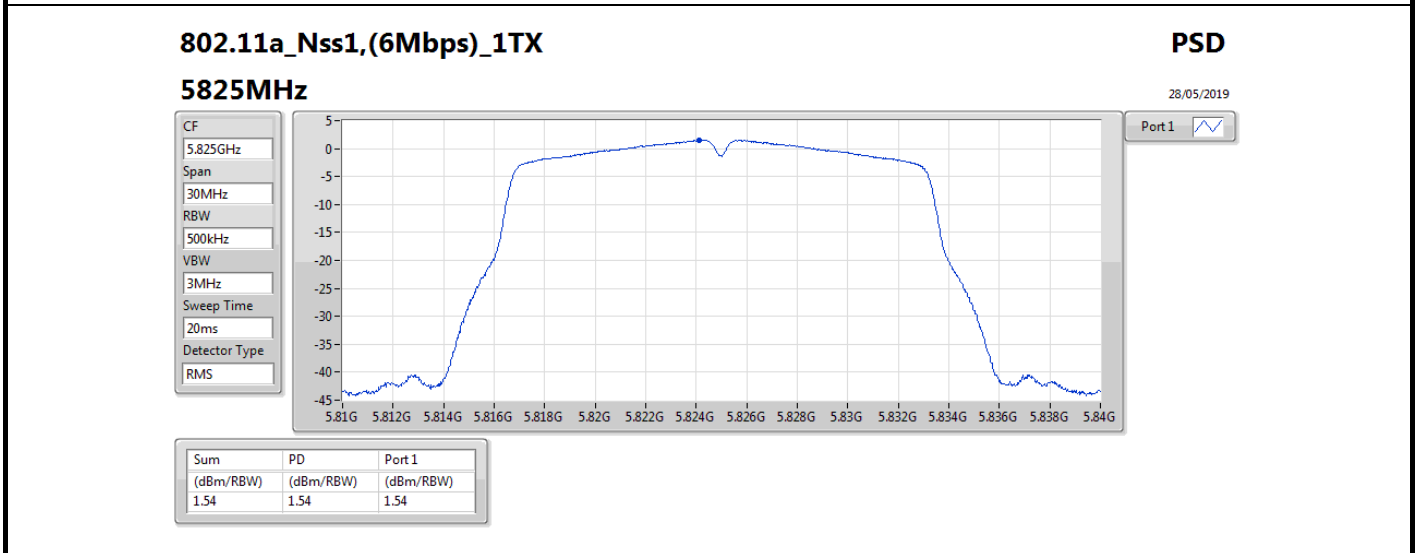
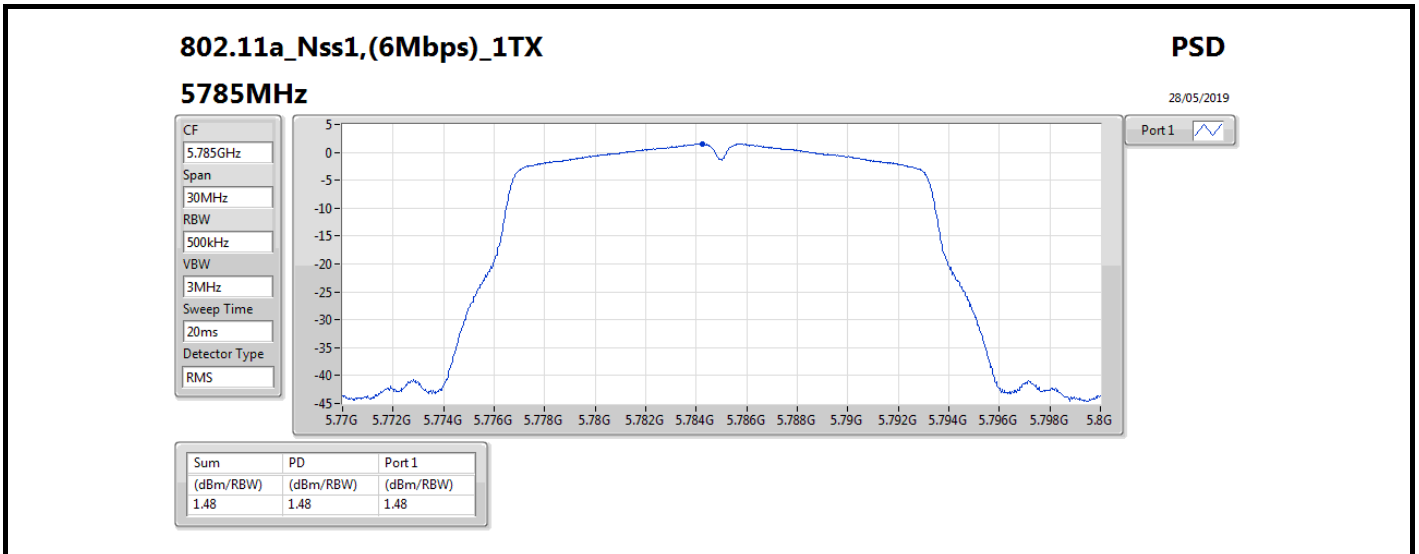
PD = trace bin-by-bin of each transmits port summing can be performed maximum power density; Port X = Port X power density;

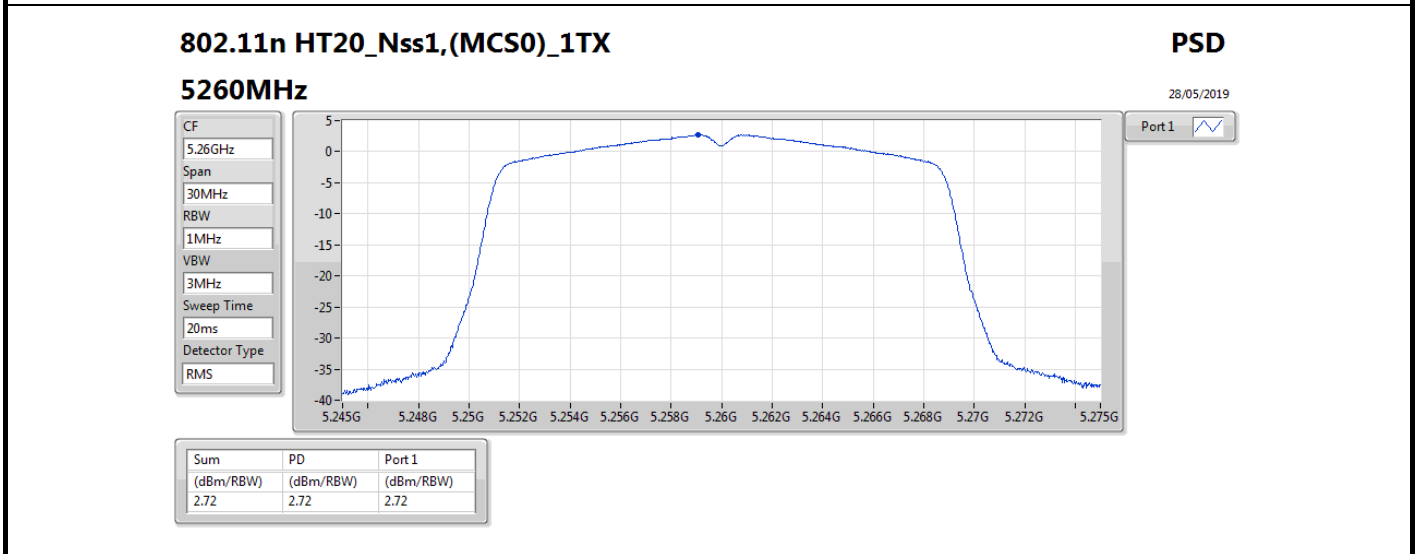
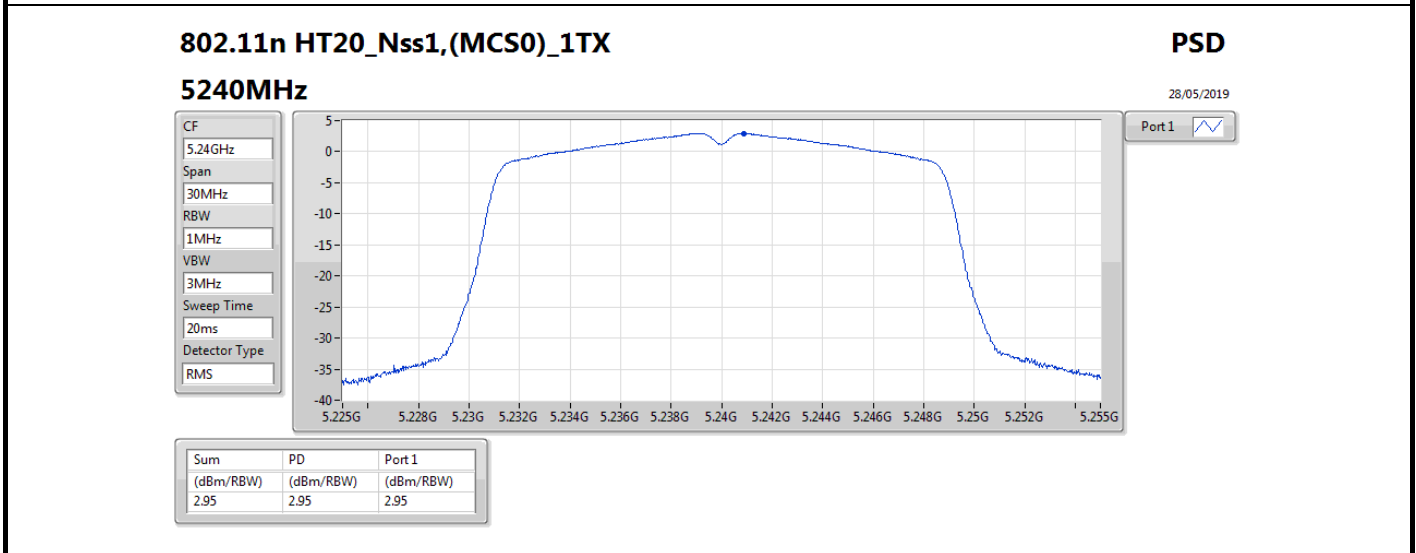
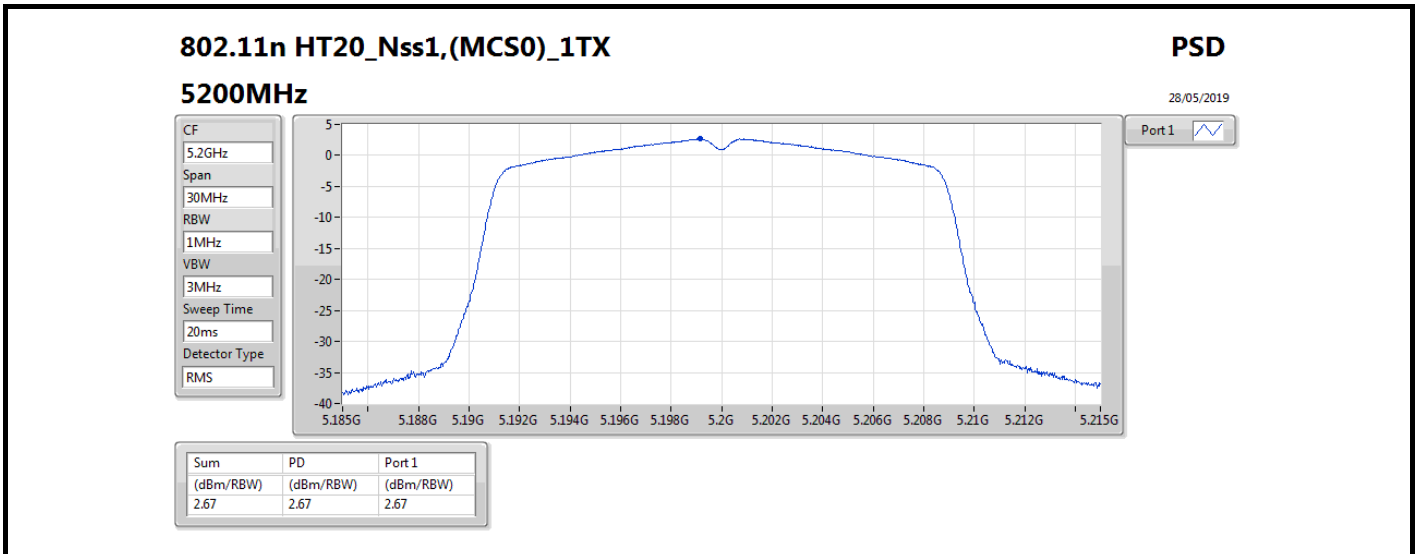


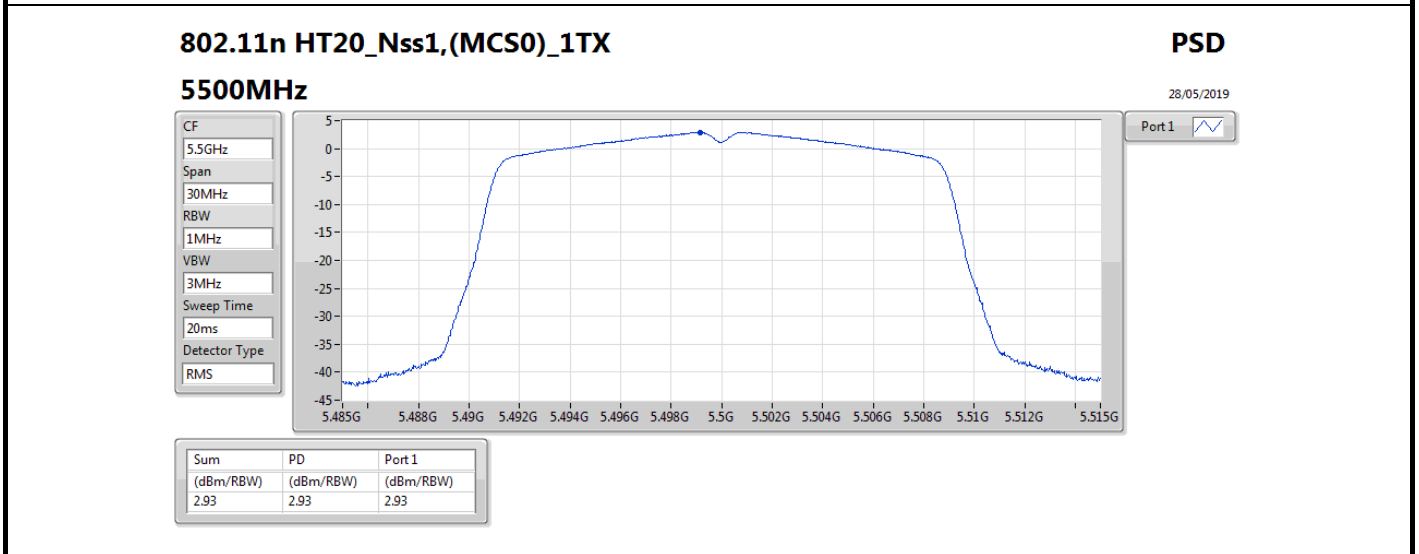
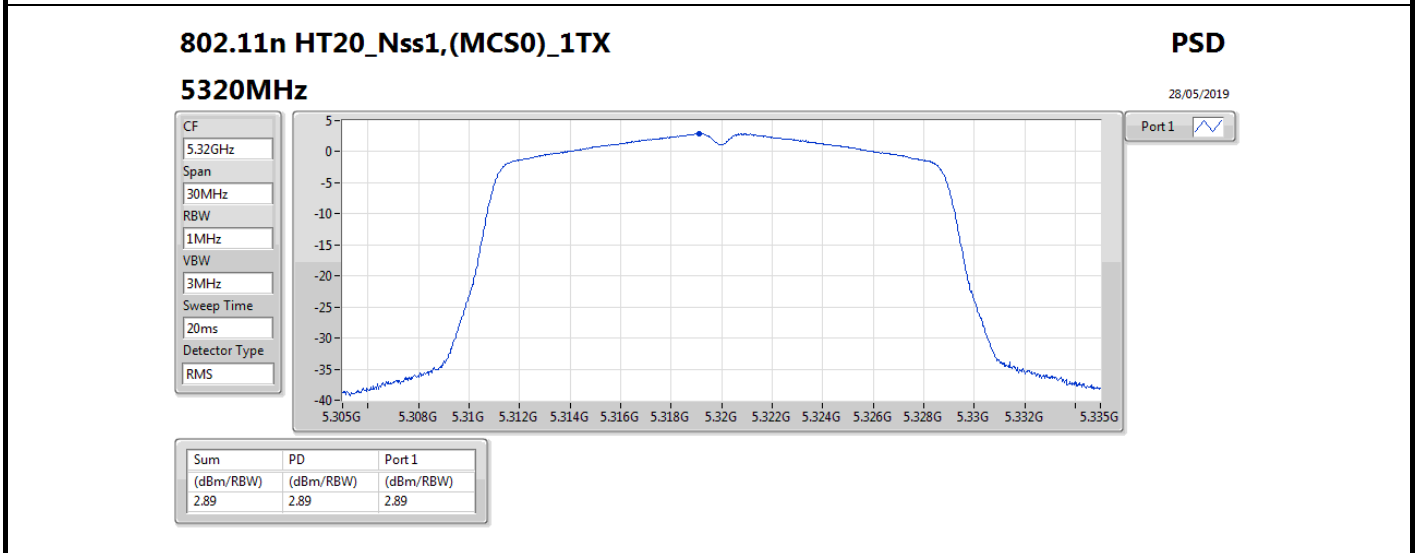
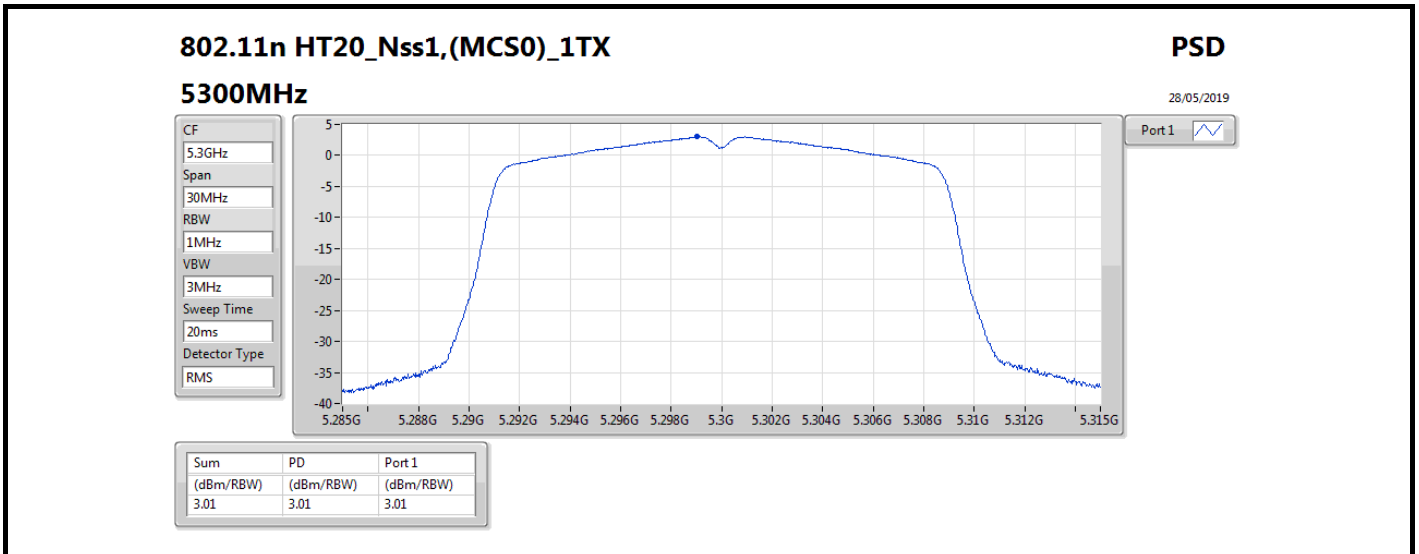


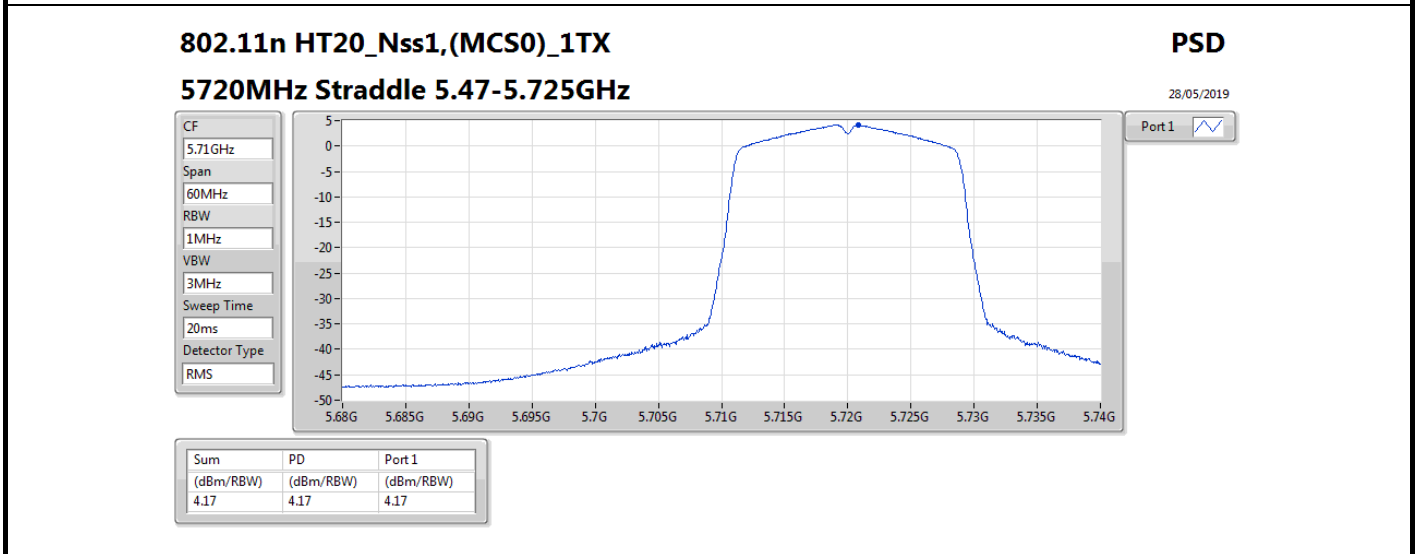
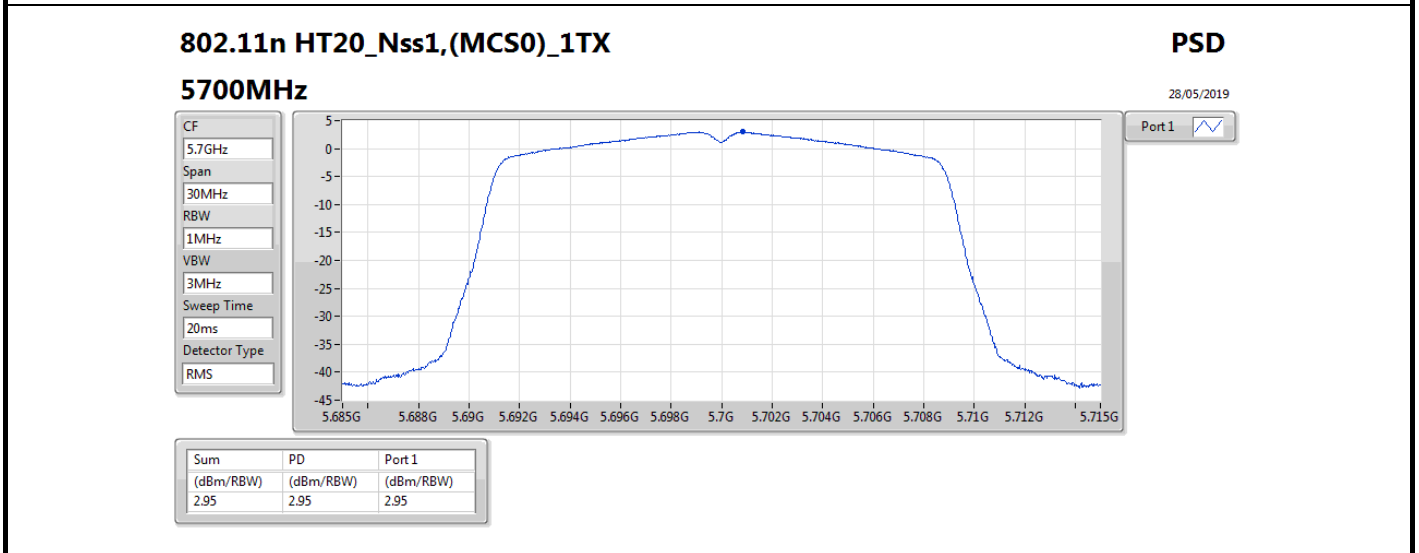
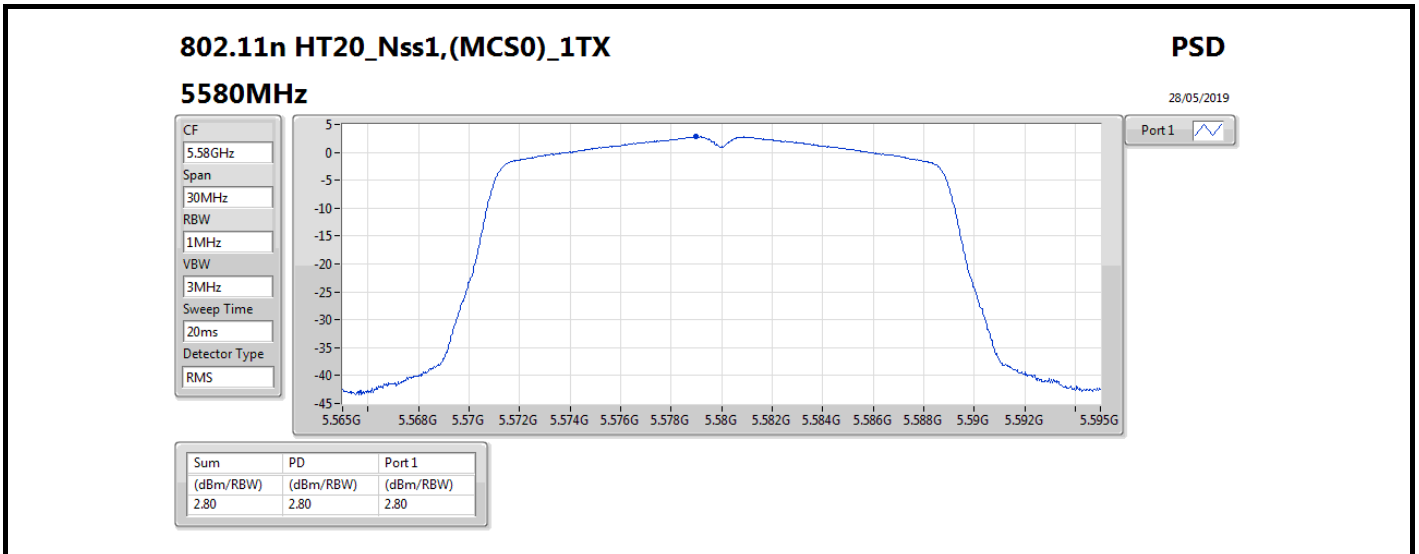


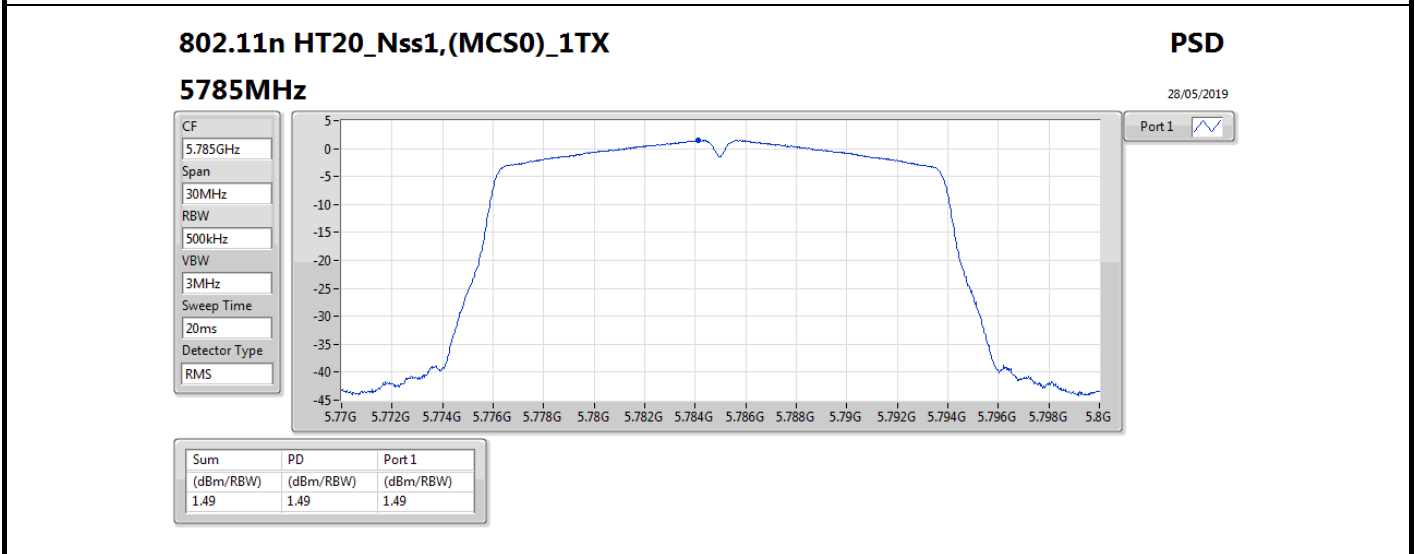
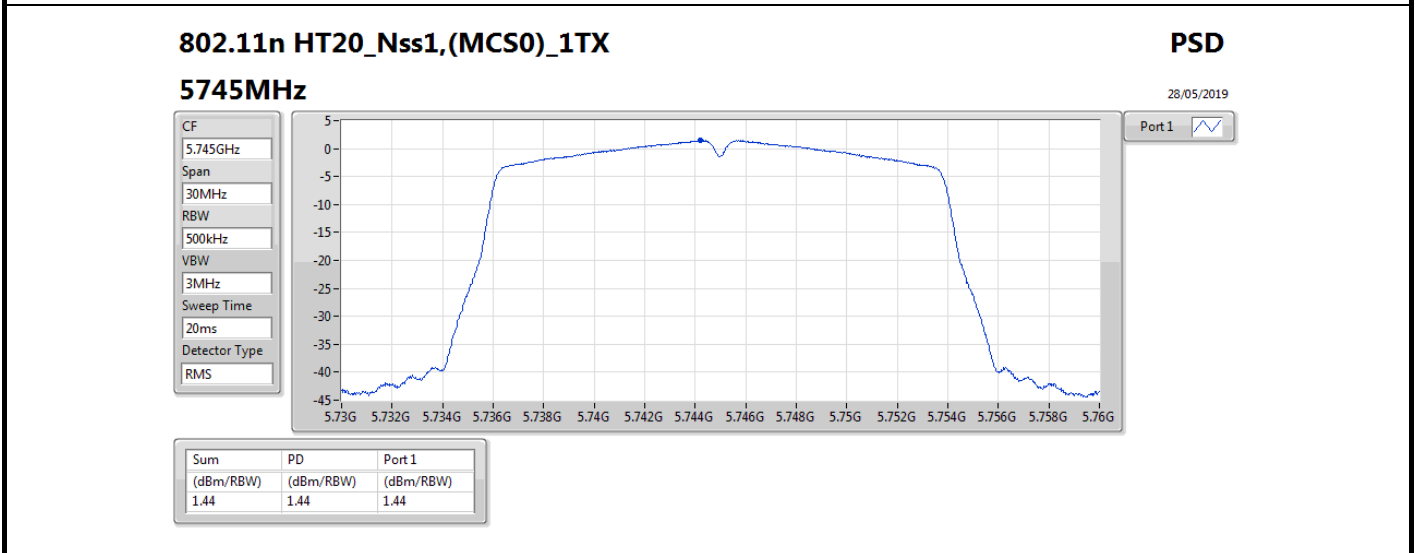
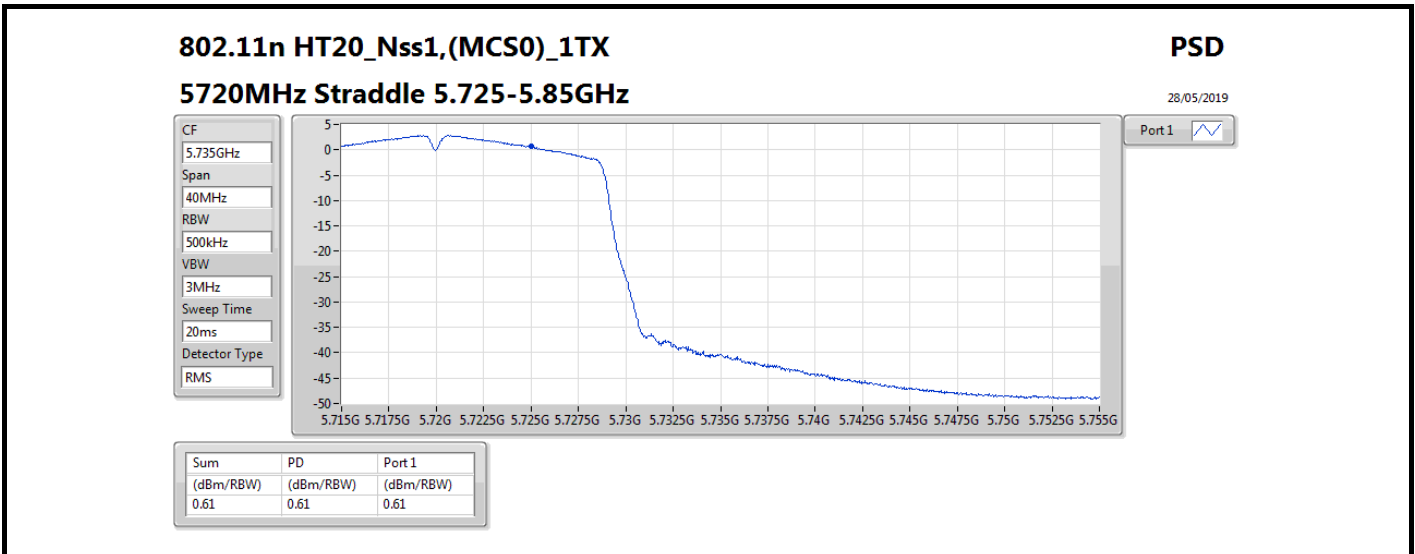


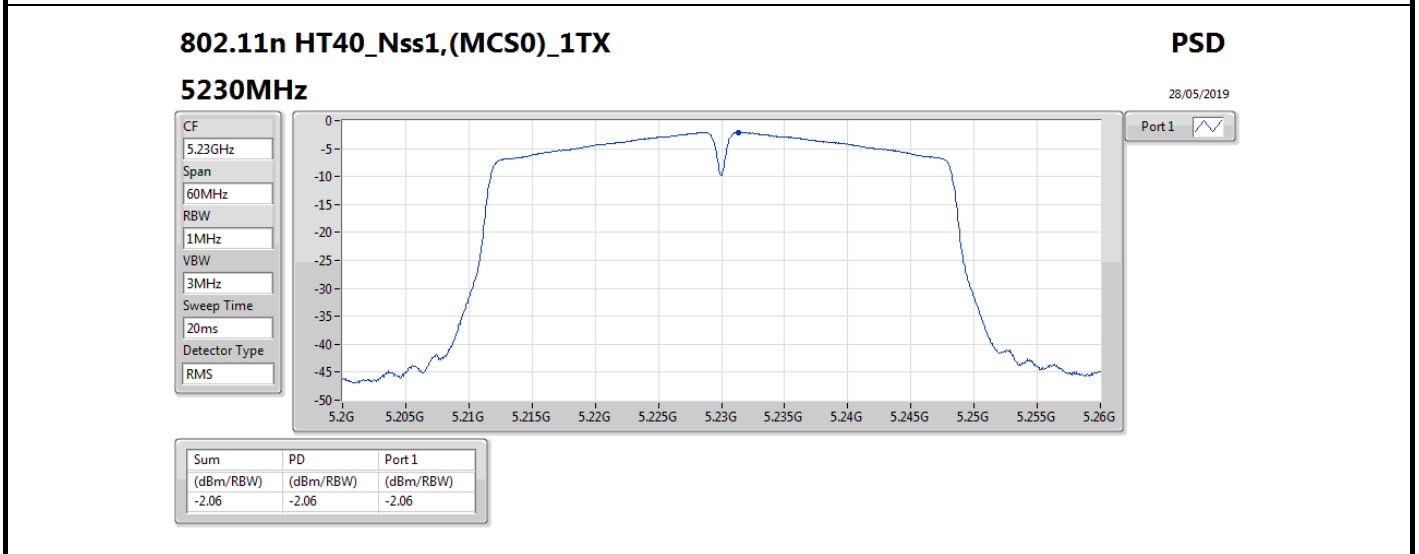
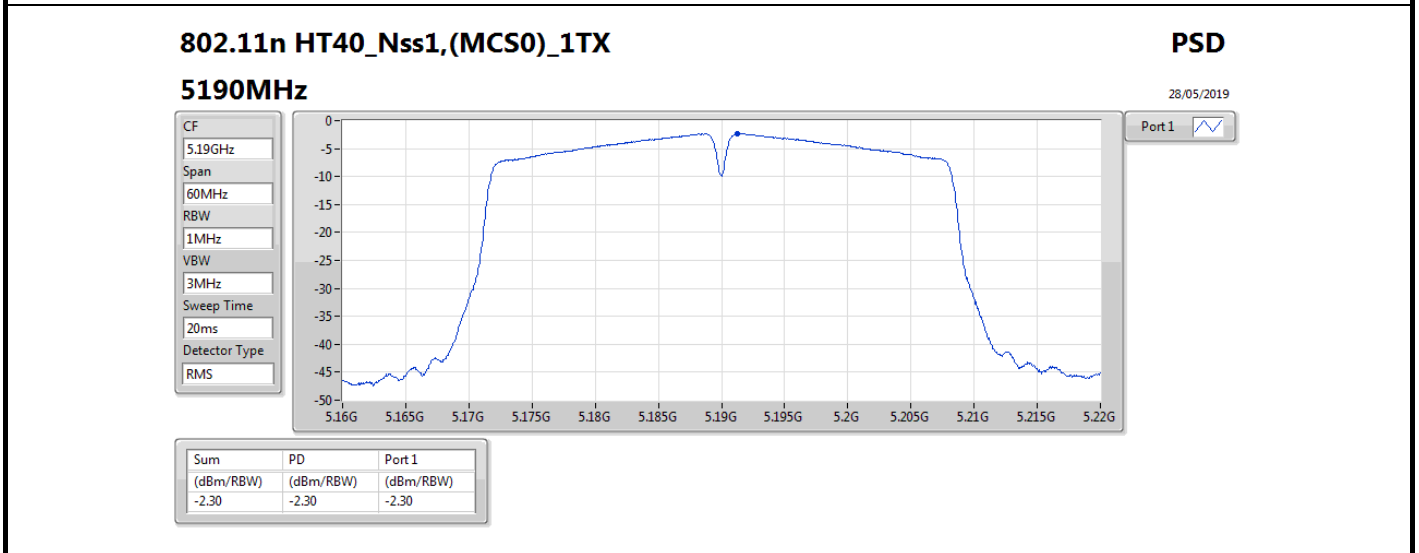
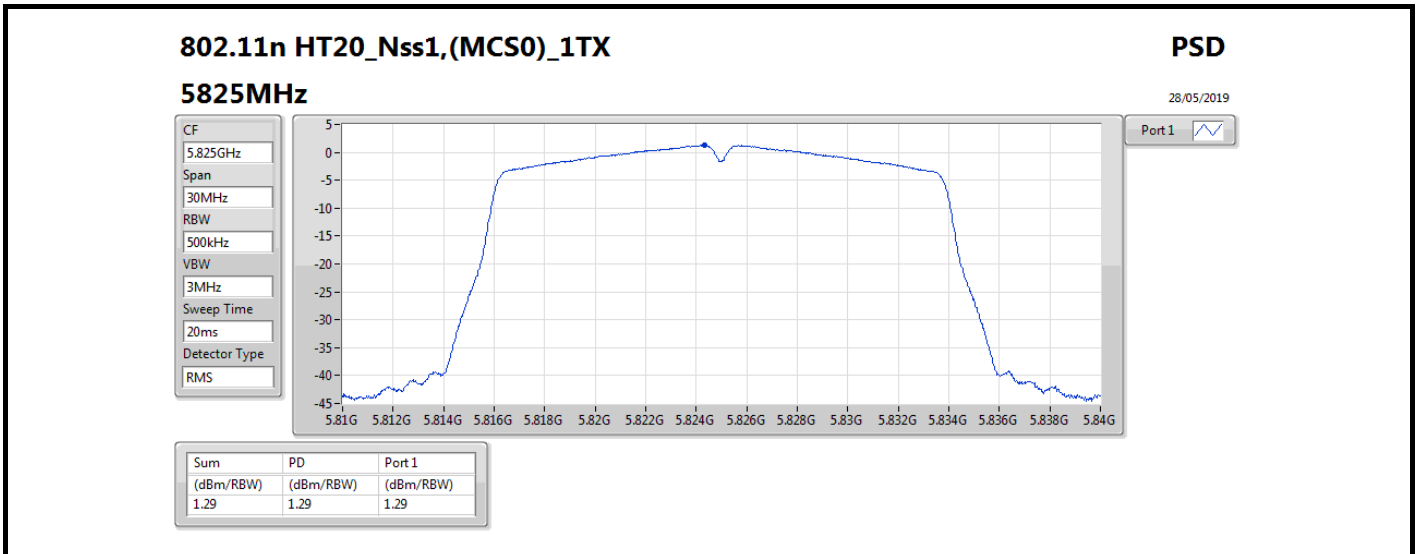


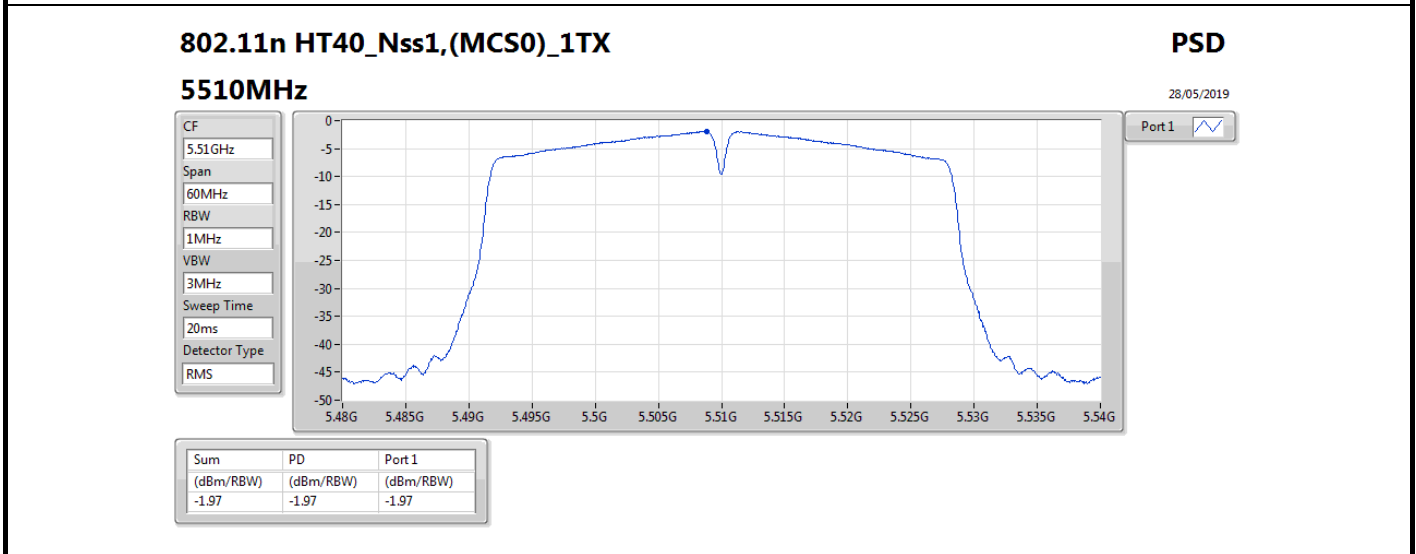
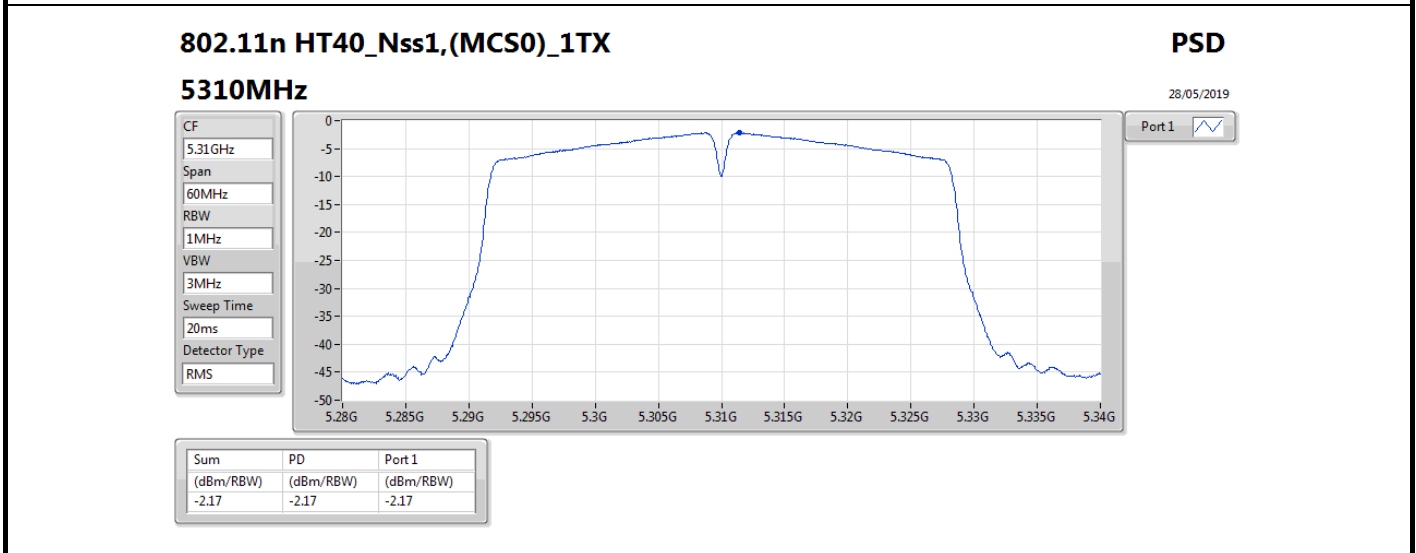
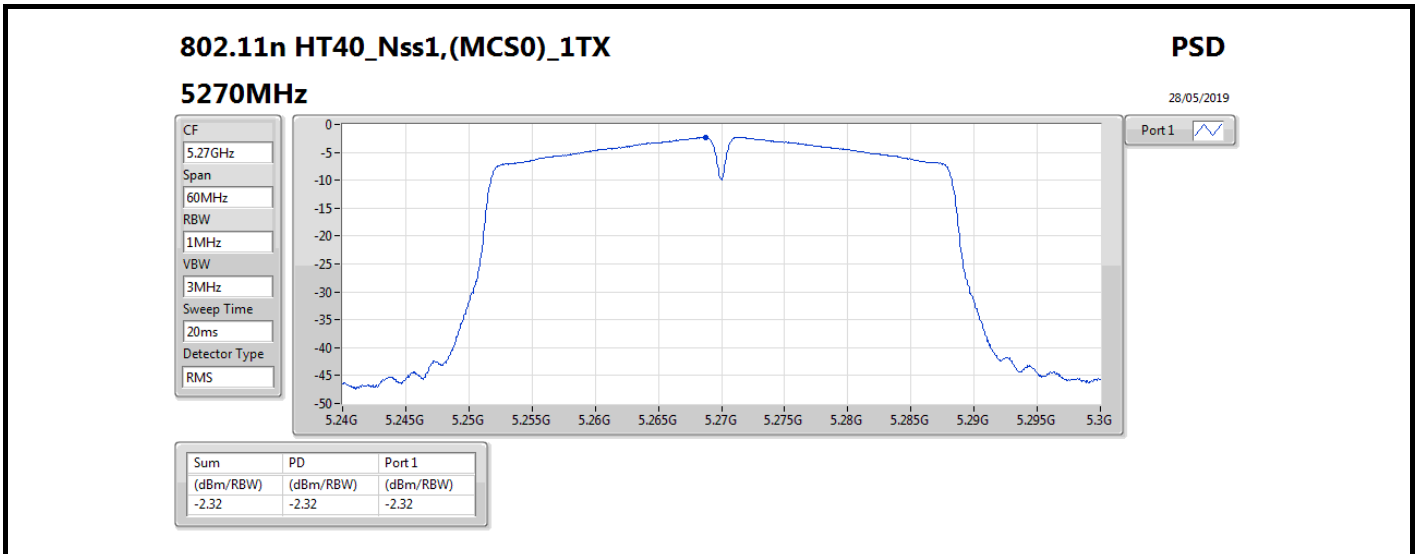


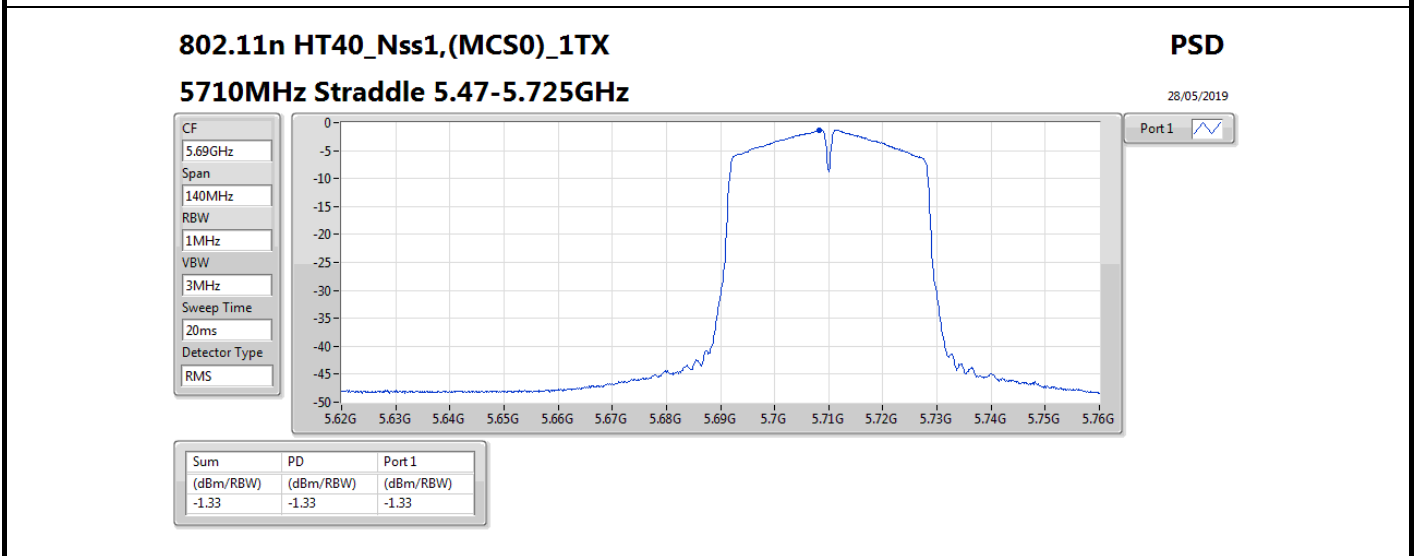
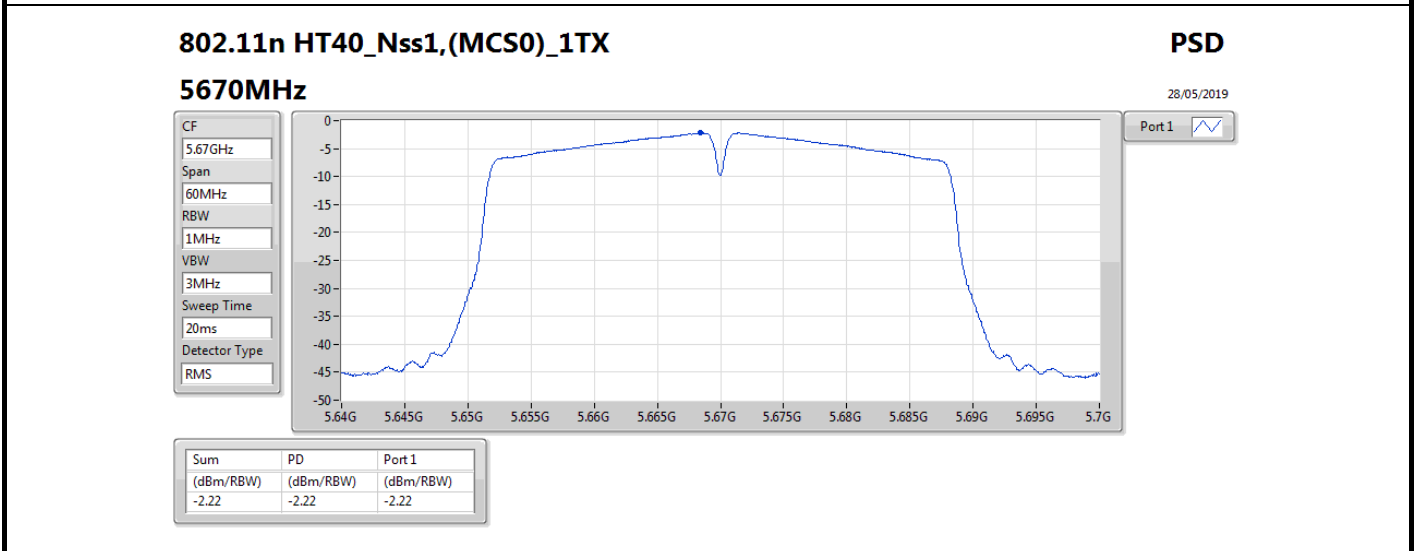
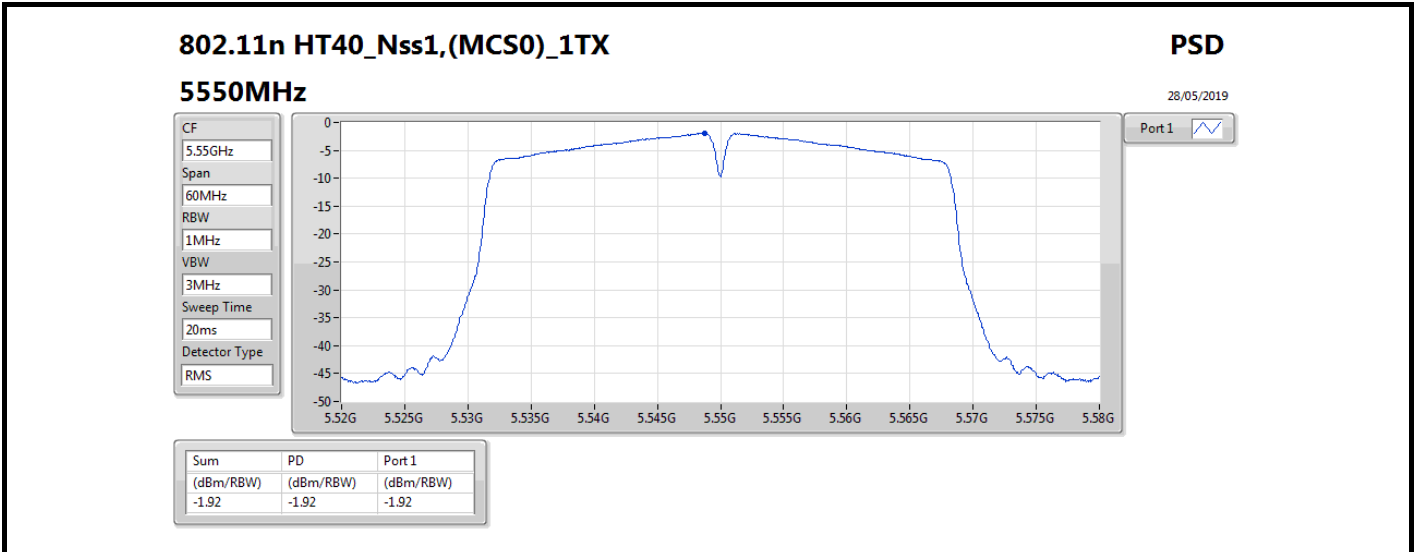


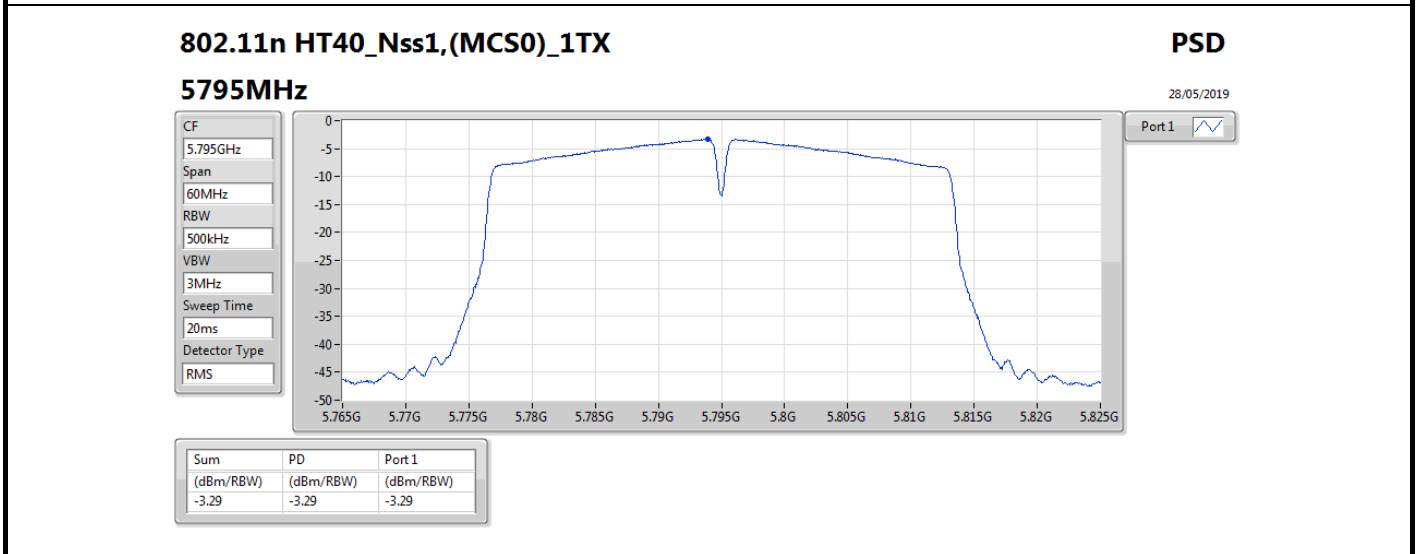
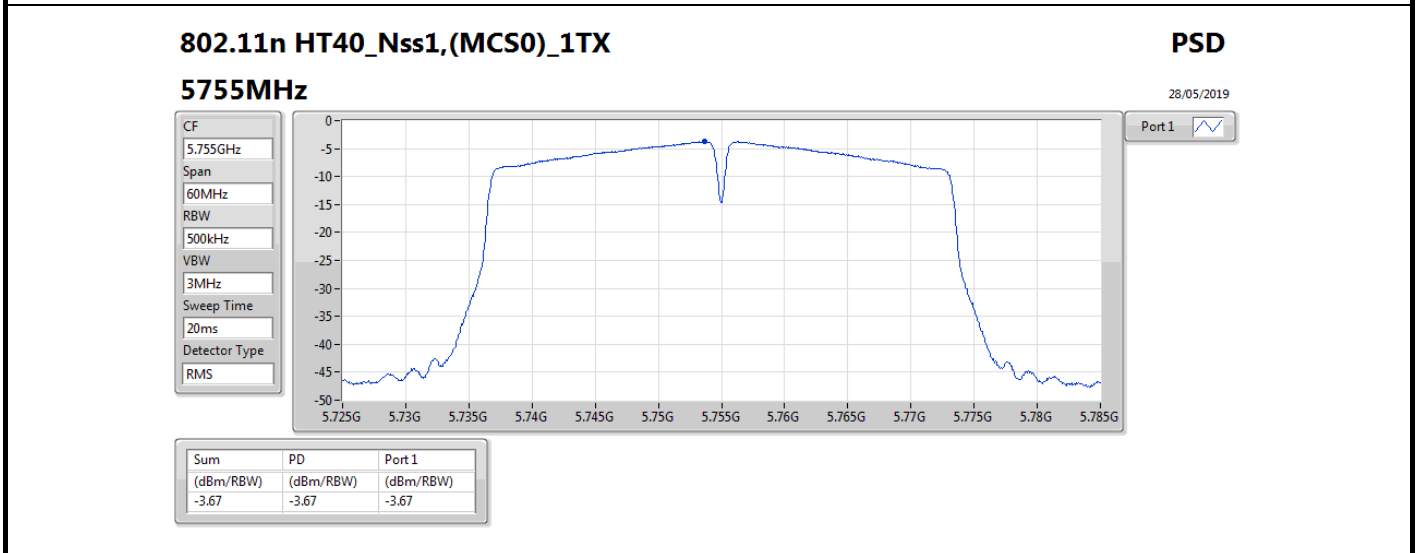
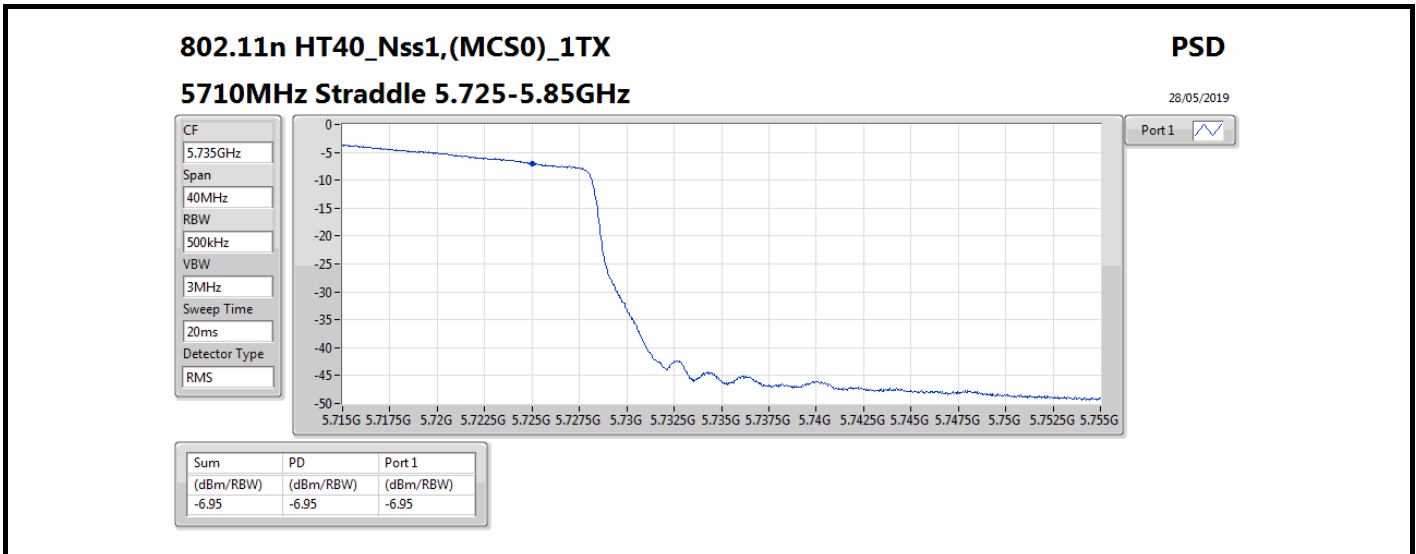














Summary

Mode	Result	Type	Freq (Hz)	Level (dBuV/m)	Limit (dBuV/m)	Margin (dB)	Factor (dB)	Dist (m)	Condition	Azimuth (°)	Height (m)	Comments
5.725-5.85GHz	-	-	-	-	-	-	-	-	-	-	-	-
802.11n HT40_Nss1,(MCS0)_1TX	Pass	PK	30M	35.98	40.00	-4.02	-2.85	3	Horizontal	360	1.00	-



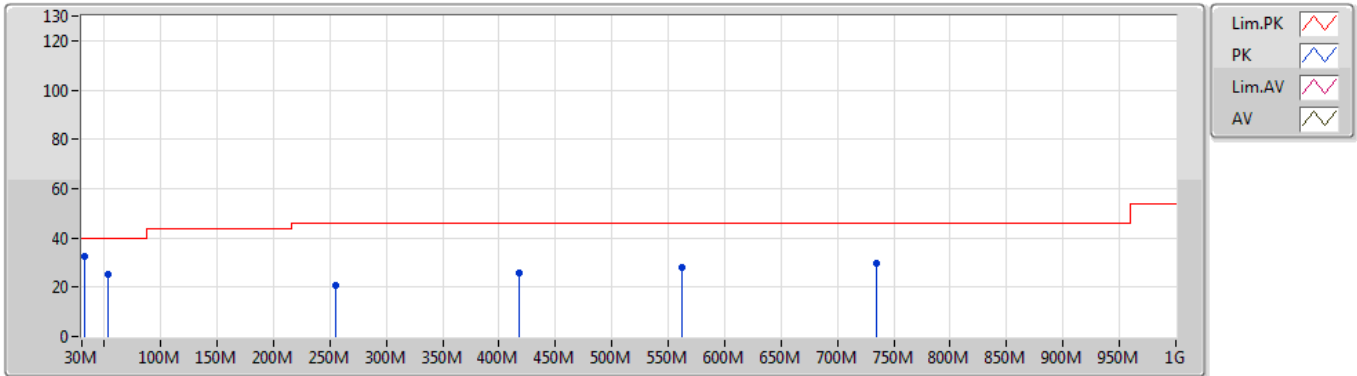
Result

Mode	Result	Type	Freq (Hz)	Level (dBuV/m)	Limit (dBuV/m)	Margin (dB)	Factor (dB)	Dist (m)	Condition	Azimuth (°)	Height (m)	Comments
802.11n HT40_Nss1,(MCS0)_1TX	-	-	-	-	-	-	-	-	-	-	-	-
5755MHz	Pass	PK	31.94M	32.62	40.00	-7.38	-3.92	3	Vertical	0	1.00	-
5755MHz	Pass	PK	53.28M	25.01	40.00	-14.99	-13.53	3	Vertical	0	1.00	-
5755MHz	Pass	PK	255.04M	20.92	46.00	-25.08	-6.26	3	Vertical	0	1.00	-
5755MHz	Pass	PK	418M	25.62	46.00	-20.38	-2.36	3	Vertical	0	1.00	-
5755MHz	Pass	PK	561.56M	28.08	46.00	-17.92	-0.33	3	Vertical	0	1.00	-
5755MHz	Pass	PK	734.22M	29.48	46.00	-16.52	1.17	3	Vertical	0	1.00	-
5755MHz	Pass	PK	30M	35.98	40.00	-4.02	-2.85	3	Horizontal	360	1.00	-
5755MHz	Pass	PK	132.82M	19.13	43.50	-24.37	-8.15	3	Horizontal	360	1.00	-
5755MHz	Pass	PK	260.86M	20.48	46.00	-25.52	-5.78	3	Horizontal	360	1.00	-
5755MHz	Pass	PK	369.5M	24.52	46.00	-21.48	-4.12	3	Horizontal	360	1.00	-
5755MHz	Pass	PK	553.8M	27.95	46.00	-18.05	-0.27	3	Horizontal	360	1.00	-
5755MHz	Pass	PK	714.82M	37.79	46.00	-8.21	0.58	3	Horizontal	360	1.00	-

802.11n HT40_Nss1,(MCS0)_1TX

29/05/2019

5755MHz_DC Power supply

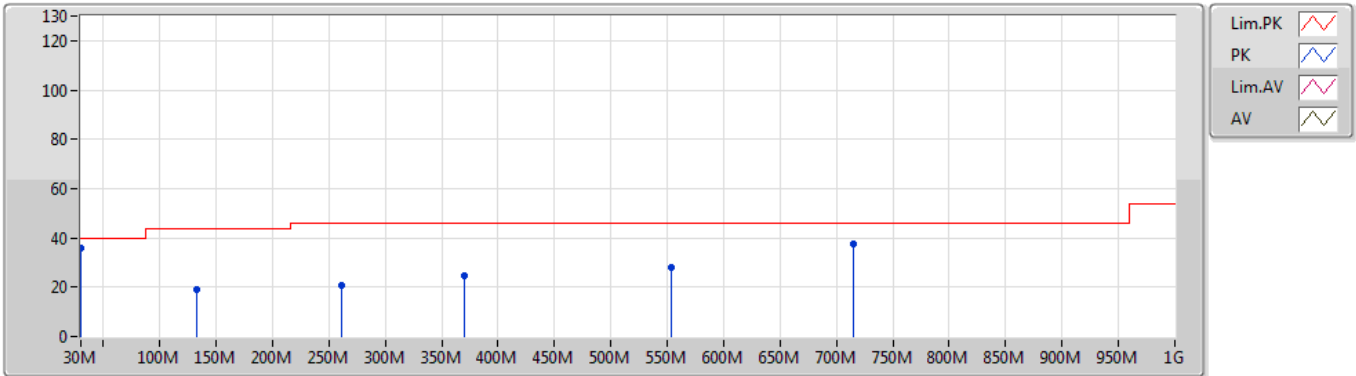


Type	Freq (Hz)	Level (dBuV/m)	Limit (dBuV/m)	Margin (dB)	Factor (dB)	Dist (m)	Condition	Azimuth (°)	Height (m)	Comment
PK	31.94M	32.62	40.00	-7.38	-3.92	3	Vertical	0	1.00	-
PK	53.28M	25.01	40.00	-14.99	-13.53	3	Vertical	0	1.00	-
PK	255.04M	20.92	46.00	-25.08	-6.26	3	Vertical	0	1.00	-
PK	418M	25.62	46.00	-20.38	-2.36	3	Vertical	0	1.00	-
PK	561.56M	28.08	46.00	-17.92	-0.33	3	Vertical	0	1.00	-
PK	734.22M	29.48	46.00	-16.52	1.17	3	Vertical	0	1.00	-

802.11n HT40_Nss1,(MCS0)_1TX

29/05/2019

5755MHz_DC Power supply



Type	Freq (Hz)	Level (dBuV/m)	Limit (dBuV/m)	Margin (dB)	Factor (dB)	Dist (m)	Condition	Azimuth (°)	Height (m)	Comment
PK	30M	35.98	40.00	-4.02	-2.85	3	Horizontal	360	1.00	-
PK	132.82M	19.13	43.50	-24.37	-8.15	3	Horizontal	360	1.00	-
PK	260.86M	20.48	46.00	-25.52	-5.78	3	Horizontal	360	1.00	-
PK	369.5M	24.52	46.00	-21.48	-4.12	3	Horizontal	360	1.00	-
PK	553.8M	27.95	46.00	-18.05	-0.27	3	Horizontal	360	1.00	-
PK	714.82M	37.79	46.00	-8.21	0.58	3	Horizontal	360	1.00	-



Summary

Mode	Result	Type	Freq (Hz)	Level (dBuV/m)	Limit (dBuV/m)	Margin (dB)	Factor (dB)	Dist (m)	Condition	Azimuth (°)	Height (m)	Comments
5.15-5.25GHz	-	-	-	-	-	-	-	-	-	-	-	-
802.11a_Nss1,(6Mbps)_1TX	Pass	AV	5.15G	52.38	54.00	-1.62	4.20	3	Horizontal	105	2.47	-
802.11n HT20_Nss1,(MCS0)_1TX	Pass	AV	5.1498G	52.64	54.00	-1.36	9.01	3	Horizontal	103	1.17	-
802.11n HT40_Nss1,(MCS0)_1TX	Pass	AV	5.15G	52.63	54.00	-1.37	9.01	3	Horizontal	67	1.09	-
5.25-5.35GHz	-	-	-	-	-	-	-	-	-	-	-	-
802.11a_Nss1,(6Mbps)_1TX	Pass	AV	5.35G	52.57	54.00	-1.43	4.59	3	Horizontal	77	1.01	-
802.11n HT20_Nss1,(MCS0)_1TX	Pass	AV	5.35G	52.89	54.00	-1.11	8.88	3	Horizontal	40	1.02	-
802.11n HT40_Nss1,(MCS0)_1TX	Pass	AV	5.35G	52.78	54.00	-1.22	8.88	3	Horizontal	44	1.19	-
5.47-5.725GHz	-	-	-	-	-	-	-	-	-	-	-	-
802.11a_Nss1,(6Mbps)_1TX	Pass	PK	5.7258G	66.85	68.20	-1.35	5.28	3	Horizontal	54	1.05	-
802.11n HT20_Nss1,(MCS0)_1TX	Pass	PK	5.7256G	67.17	68.20	-1.03	9.48	3	Horizontal	46	1.16	-
802.11n HT40_Nss1,(MCS0)_1TX	Pass	PK	5.4696G	66.73	68.20	-1.47	9.34	3	Horizontal	45	1.02	-
5.725-5.85GHz	-	-	-	-	-	-	-	-	-	-	-	-
802.11a_Nss1,(6Mbps)_1TX	Pass	PK	5.9462G	59.13	68.20	-9.07	10.04	3	Horizontal	59	1.09	-
802.11n HT20_Nss1,(MCS0)_1TX	Pass	AV	11.48916G	44.83	54.00	-9.17	19.81	3	Horizontal	342	2.22	-
802.11n HT40_Nss1,(MCS0)_1TX	Pass	AV	11.5157G	44.72	54.00	-9.28	19.79	3	Horizontal	32	2.15	-



Result

Mode	Result	Type	Freq (Hz)	Level (dBuV/m)	Limit (dBuV/m)	Margin (dB)	Factor (dB)	Dist (m)	Condition	Azimuth (°)	Height (m)	Comments
802.11a_Nss1,(6Mbps)_1TX	-	-	-	-	-	-	-	-	-	-	-	-
5180MHz_TX	Pass	AV	5.15G	46.71	54.00	-7.29	4.20	3	Vertical	135	1.78	-
5180MHz_TX	Pass	AV	5.181G	93.21	Inf	-Inf	4.27	3	Vertical	135	1.78	-
5180MHz_TX	Pass	PK	5.1476G	61.99	74.00	-12.01	4.19	3	Vertical	135	1.78	-
5180MHz_TX	Pass	PK	5.18G	103.56	Inf	-Inf	4.26	3	Vertical	135	1.78	-
5180MHz_TX	Pass	AV	5.15G	52.38	54.00	-1.62	4.20	3	Horizontal	105	2.47	-
5180MHz_TX	Pass	AV	5.181G	100.50	Inf	-Inf	4.27	3	Horizontal	105	2.47	-
5180MHz_TX	Pass	PK	5.149G	70.79	74.00	-3.21	4.20	3	Horizontal	105	2.47	-
5180MHz_TX	Pass	PK	5.1824G	110.39	Inf	-Inf	4.27	3	Horizontal	105	2.47	-
5180MHz_TX	Pass	PK	10.35979G	53.71	68.20	-14.49	14.66	3	Vertical	54	1.20	-
5180MHz_TX	Pass	PK	10.35981G	53.69	68.20	-14.51	14.66	3	Horizontal	125	1.41	-
5200MHz_TX	Pass	AV	5.15G	49.46	54.00	-4.54	9.01	3	Vertical	127	2.99	-
5200MHz_TX	Pass	AV	5.2008G	104.25	Inf	-Inf	8.97	3	Vertical	127	2.99	-
5200MHz_TX	Pass	PK	5.1496G	65.96	74.00	-8.04	9.01	3	Vertical	127	2.99	-
5200MHz_TX	Pass	PK	5.2012G	112.76	Inf	-Inf	8.97	3	Vertical	127	2.99	-
5200MHz_TX	Pass	AV	5.15G	50.42	54.00	-3.58	9.01	3	Horizontal	103	1.04	-
5200MHz_TX	Pass	AV	5.2008G	104.70	Inf	-Inf	8.97	3	Horizontal	103	1.04	-
5200MHz_TX	Pass	PK	5.15G	64.25	74.00	-9.75	9.01	3	Horizontal	103	1.04	-
5200MHz_TX	Pass	PK	5.1992G	112.95	Inf	-Inf	8.97	3	Horizontal	103	1.04	-
5200MHz_TX	Pass	PK	10.39024G	57.17	68.20	-11.03	19.19	3	Vertical	155	1.61	-
5200MHz_TX	Pass	PK	10.40996G	57.19	68.20	-11.01	19.22	3	Horizontal	258	1.75	-
5240MHz_TX	Pass	AV	5.1494G	45.07	54.00	-8.93	9.01	3	Vertical	127	2.97	-
5240MHz_TX	Pass	AV	5.2394G	104.65	Inf	-Inf	8.87	3	Vertical	127	2.97	-
5240MHz_TX	Pass	AV	5.3594G	45.20	54.00	-8.80	8.90	3	Vertical	127	2.97	-
5240MHz_TX	Pass	PK	5.1458G	57.30	74.00	-16.70	9.02	3	Vertical	127	2.97	-
5240MHz_TX	Pass	PK	5.2394G	113.07	Inf	-Inf	8.87	3	Vertical	127	2.97	-
5240MHz_TX	Pass	PK	5.3594G	57.01	74.00	-16.99	8.90	3	Vertical	127	2.97	-
5240MHz_TX	Pass	AV	5.1308G	44.82	54.00	-9.18	9.03	3	Horizontal	135	1.12	-
5240MHz_TX	Pass	AV	5.2412G	103.45	Inf	-Inf	8.87	3	Horizontal	135	1.12	-
5240MHz_TX	Pass	AV	5.3582G	45.08	54.00	-8.92	8.90	3	Horizontal	135	1.12	-
5240MHz_TX	Pass	PK	5.0984G	56.46	74.00	-17.54	9.05	3	Horizontal	135	1.12	-
5240MHz_TX	Pass	PK	5.2412G	111.77	Inf	-Inf	8.87	3	Horizontal	135	1.12	-
5240MHz_TX	Pass	PK	5.3624G	56.46	74.00	-17.54	8.90	3	Horizontal	135	1.12	-
5240MHz_TX	Pass	PK	10.47988G	57.65	68.20	-10.55	19.33	3	Vertical	291	1.50	-
5240MHz_TX	Pass	PK	10.4659G	57.26	68.20	-10.94	19.31	3	Horizontal	89	1.50	-
5260MHz_TX	Pass	AV	5.15G	44.95	54.00	-9.05	9.01	3	Vertical	128	2.94	-
5260MHz_TX	Pass	AV	5.2588G	102.83	Inf	-Inf	8.83	3	Vertical	128	2.94	-
5260MHz_TX	Pass	AV	5.359G	45.68	54.00	-8.32	8.90	3	Vertical	128	2.94	-
5260MHz_TX	Pass	PK	5.1274G	56.48	74.00	-17.52	9.04	3	Vertical	128	2.94	-
5260MHz_TX	Pass	PK	5.2582G	111.18	Inf	-Inf	8.84	3	Vertical	128	2.94	-
5260MHz_TX	Pass	PK	5.353G	58.17	74.00	-15.83	8.89	3	Vertical	128	2.94	-
5260MHz_TX	Pass	AV	5.15G	44.95	54.00	-9.05	9.01	3	Horizontal	43	1.09	-
5260MHz_TX	Pass	AV	5.2612G	102.34	Inf	-Inf	8.83	3	Horizontal	43	1.09	-
5260MHz_TX	Pass	AV	5.359G	46.13	54.00	-7.87	8.90	3	Horizontal	43	1.09	-
5260MHz_TX	Pass	PK	5.1334G	56.19	74.00	-17.81	9.02	3	Horizontal	43	1.09	-
5260MHz_TX	Pass	PK	5.2594G	110.24	Inf	-Inf	8.83	3	Horizontal	43	1.09	-
5260MHz_TX	Pass	PK	5.35G	57.64	74.00	-16.36	8.88	3	Horizontal	43	1.09	-
5260MHz_TX	Pass	PK	10.52098G	57.20	68.20	-11.00	19.40	3	Vertical	289	1.45	-



Mode	Result	Type	Freq (Hz)	Level (dBuV/m)	Limit (dBuV/m)	Margin (dB)	Factor (dB)	Dist (m)	Condition	Azimuth (°)	Height (m)	Comments
5260MHz_TX	Pass	PK	10.52171G	56.16	68.20	-12.04	19.40	3	Horizontal	26	1.50	-
5300MHz_TX	Pass	AV	5.3008G	101.03	Inf	-Inf	8.73	3	Vertical	139	2.92	-
5300MHz_TX	Pass	AV	5.35G	48.04	54.00	-5.96	8.88	3	Vertical	139	2.92	-
5300MHz_TX	Pass	PK	5.2988G	109.22	Inf	-Inf	8.73	3	Vertical	139	2.92	-
5300MHz_TX	Pass	PK	5.352G	61.83	74.00	-12.17	8.88	3	Vertical	139	2.92	-
5300MHz_TX	Pass	AV	5.3008G	103.74	Inf	-Inf	8.73	3	Horizontal	42	1.05	-
5300MHz_TX	Pass	AV	5.35G	50.73	54.00	-3.27	8.88	3	Horizontal	42	1.05	-
5300MHz_TX	Pass	PK	5.2988G	112.01	Inf	-Inf	8.73	3	Horizontal	42	1.05	-
5300MHz_TX	Pass	PK	5.3508G	67.29	74.00	-6.71	8.88	3	Horizontal	42	1.05	-
5300MHz_TX	Pass	PK	10.5949G	56.38	68.20	-11.82	19.52	3	Vertical	234	1.32	-
5300MHz_TX	Pass	PK	10.6057G	56.48	74.00	-17.52	19.54	3	Horizontal	262	1.50	-
5320MHz_TX	Pass	AV	5.3208G	95.22	Inf	-Inf	4.52	3	Vertical	133	2.24	-
5320MHz_TX	Pass	AV	5.3502G	48.19	54.00	-5.81	4.59	3	Vertical	133	2.24	-
5320MHz_TX	Pass	PK	5.3198G	105.30	Inf	-Inf	4.52	3	Vertical	133	2.24	-
5320MHz_TX	Pass	PK	5.3516G	65.58	74.00	-8.42	4.59	3	Vertical	133	2.24	-
5320MHz_TX	Pass	AV	5.3192G	100.81	Inf	-Inf	4.52	3	Horizontal	77	1.01	-
5320MHz_TX	Pass	AV	5.35G	52.57	54.00	-1.43	4.59	3	Horizontal	77	1.01	-
5320MHz_TX	Pass	PK	5.32G	111.19	Inf	-Inf	4.52	3	Horizontal	77	1.01	-
5320MHz_TX	Pass	PK	5.3506G	70.27	74.00	-3.73	4.59	3	Horizontal	77	1.01	-
5320MHz_TX	Pass	AV	10.64144G	40.90	54.00	-13.10	15.28	3	Vertical	207	2.48	-
5320MHz_TX	Pass	PK	10.6415G	54.43	74.00	-19.57	15.28	3	Vertical	207	2.48	-
5320MHz_TX	Pass	AV	10.64243G	40.99	54.00	-13.01	15.28	3	Horizontal	210	1.37	-
5320MHz_TX	Pass	PK	10.64107G	55.49	74.00	-18.51	15.28	3	Horizontal	210	1.37	-
5500MHz_TX	Pass	AV	5.4548G	44.19	54.00	-9.81	4.78	3	Vertical	182	1.48	-
5500MHz_TX	Pass	AV	5.499G	88.26	Inf	-Inf	4.86	3	Vertical	182	1.48	-
5500MHz_TX	Pass	PK	5.4632G	57.17	68.20	-11.03	4.80	3	Vertical	182	1.48	-
5500MHz_TX	Pass	PK	5.5G	98.45	Inf	-Inf	4.87	3	Vertical	182	1.48	-
5500MHz_TX	Pass	AV	5.4592G	46.97	54.00	-7.03	4.79	3	Horizontal	54	1.04	-
5500MHz_TX	Pass	AV	5.4986G	100.33	Inf	-Inf	4.86	3	Horizontal	54	1.04	-
5500MHz_TX	Pass	PK	5.4698G	64.00	68.20	-4.20	4.81	3	Horizontal	54	1.04	-
5500MHz_TX	Pass	PK	5.5016G	110.52	Inf	-Inf	4.87	3	Horizontal	54	1.04	-
5500MHz_TX	Pass	AV	11.00155G	40.60	54.00	-13.40	16.07	3	Vertical	185	1.27	-
5500MHz_TX	Pass	PK	11.00157G	53.85	74.00	-20.15	16.07	3	Vertical	185	1.27	-
5500MHz_TX	Pass	AV	10.99956G	40.62	54.00	-13.38	16.07	3	Horizontal	269	1.05	-
5500MHz_TX	Pass	PK	10.99872G	54.78	74.00	-19.22	16.07	3	Horizontal	269	1.40	-
5580MHz_TX	Pass	AV	5.454G	44.61	54.00	-9.39	9.27	3	Vertical	101	2.99	-
5580MHz_TX	Pass	AV	5.5794G	101.70	Inf	-Inf	9.35	3	Vertical	101	2.99	-
5580MHz_TX	Pass	PK	5.4696G	55.62	68.20	-12.58	9.34	3	Vertical	101	2.99	-
5580MHz_TX	Pass	PK	5.5788G	109.78	Inf	-Inf	9.35	3	Vertical	101	2.99	-
5580MHz_TX	Pass	PK	5.727G	55.86	68.20	-12.34	9.48	3	Vertical	101	2.99	-
5580MHz_TX	Pass	AV	5.4528G	46.25	54.00	-7.75	9.26	3	Horizontal	46	1.21	-
5580MHz_TX	Pass	AV	5.5788G	105.00	Inf	-Inf	9.35	3	Horizontal	46	1.21	-
5580MHz_TX	Pass	PK	5.4684G	58.05	68.20	-10.15	9.33	3	Horizontal	46	1.21	-
5580MHz_TX	Pass	PK	5.5776G	113.12	Inf	-Inf	9.34	3	Horizontal	46	1.21	-
5580MHz_TX	Pass	PK	5.7288G	56.49	68.20	-11.71	9.49	3	Horizontal	46	1.21	-
5580MHz_TX	Pass	AV	11.1591G	45.22	54.00	-8.78	20.07	3	Vertical	343	1.50	-
5580MHz_TX	Pass	PK	11.1558G	57.40	74.00	-16.60	20.07	3	Vertical	343	1.50	-
5580MHz_TX	Pass	AV	11.1687G	45.30	54.00	-8.70	20.06	3	Horizontal	8	1.50	-
5580MHz_TX	Pass	PK	11.16138G	57.94	74.00	-16.06	20.07	3	Horizontal	8	1.50	-



Mode	Result	Type	Freq (Hz)	Level (dBuV/m)	Limit (dBuV/m)	Margin (dB)	Factor (dB)	Dist (m)	Condition	Azimuth (°)	Height (m)	Comments
5700MHz_TX	Pass	AV	5.699G	91.28	Inf	-Inf	5.23	3	Vertical	183	1.49	-
5700MHz_TX	Pass	PK	5.6976G	101.35	Inf	-Inf	5.23	3	Vertical	183	1.49	-
5700MHz_TX	Pass	PK	5.7254G	59.78	68.20	-8.42	5.28	3	Vertical	183	1.49	-
5700MHz_TX	Pass	AV	5.6988G	100.85	Inf	-Inf	5.23	3	Horizontal	54	1.05	-
5700MHz_TX	Pass	PK	5.6978G	111.27	Inf	-Inf	5.23	3	Horizontal	54	1.05	-
5700MHz_TX	Pass	PK	5.7258G	66.85	68.20	-1.35	5.28	3	Horizontal	54	1.05	-
5700MHz_TX	Pass	AV	11.40052G	40.24	54.00	-13.76	15.68	3	Vertical	4	1.10	-
5700MHz_TX	Pass	PK	11.4009G	53.74	74.00	-20.26	15.68	3	Vertical	4	1.10	-
5700MHz_TX	Pass	AV	11.39818G	40.28	54.00	-13.72	15.68	3	Horizontal	108	1.06	-
5700MHz_TX	Pass	PK	11.40077G	54.46	74.00	-19.54	15.68	3	Horizontal	108	1.06	-
5720MHz Straddle 5.47-5.725GHz_TX	Pass	AV	5.42G	44.18	54.00	-9.82	9.11	3	Vertical	169	1.19	-
5720MHz Straddle 5.47-5.725GHz_TX	Pass	AV	5.7188G	95.39	Inf	-Inf	9.47	3	Vertical	169	1.19	-
5720MHz Straddle 5.47-5.725GHz_TX	Pass	PK	5.4668G	55.70	68.20	-12.50	9.33	3	Vertical	169	1.19	-
5720MHz Straddle 5.47-5.725GHz_TX	Pass	PK	5.7164G	103.47	Inf	-Inf	9.46	3	Vertical	169	1.19	-
5720MHz Straddle 5.47-5.725GHz_TX	Pass	PK	5.9804G	56.69	68.20	-11.51	10.09	3	Vertical	169	1.19	-
5720MHz Straddle 5.47-5.725GHz_TX	Pass	AV	5.4572G	44.48	54.00	-9.52	9.28	3	Horizontal	56	1.10	-
5720MHz Straddle 5.47-5.725GHz_TX	Pass	AV	5.7188G	104.83	Inf	-Inf	9.47	3	Horizontal	56	1.10	-
5720MHz Straddle 5.47-5.725GHz_TX	Pass	PK	5.4692G	55.45	68.20	-12.75	9.34	3	Horizontal	56	1.10	-
5720MHz Straddle 5.47-5.725GHz_TX	Pass	PK	5.7224G	112.86	Inf	-Inf	9.47	3	Horizontal	56	1.10	-
5720MHz Straddle 5.47-5.725GHz_TX	Pass	PK	5.918G	57.78	68.20	-10.42	9.98	3	Horizontal	56	1.10	-
5720MHz Straddle 5.47-5.725GHz_TX	Pass	AV	11.44048G	44.92	54.00	-9.08	19.84	3	Vertical	194	1.48	-
5720MHz Straddle 5.47-5.725GHz_TX	Pass	PK	11.44636G	57.66	74.00	-16.34	19.84	3	Vertical	194	1.48	-
5720MHz Straddle 5.47-5.725GHz_TX	Pass	AV	11.42746G	45.03	54.00	-8.97	19.86	3	Horizontal	262	2.22	-
5720MHz Straddle 5.47-5.725GHz_TX	Pass	PK	11.4493G	57.17	74.00	-16.83	19.84	3	Horizontal	262	2.22	-
5745MHz_TX	Pass	AV	5.7438G	95.88	Inf	-Inf	9.52	3	Vertical	169	1.30	-
5745MHz_TX	Pass	PK	5.6058G	56.49	68.20	-11.71	9.32	3	Vertical	169	1.30	-
5745MHz_TX	Pass	PK	5.7438G	103.81	Inf	-Inf	9.52	3	Vertical	169	1.30	-
5745MHz_TX	Pass	PK	5.925G	56.19	68.20	-12.01	10.00	3	Vertical	169	1.30	-
5745MHz_TX	Pass	AV	5.7438G	105.18	Inf	-Inf	9.52	3	Horizontal	56	1.07	-
5745MHz_TX	Pass	PK	5.601G	58.22	68.20	-9.98	9.31	3	Horizontal	56	1.07	-
5745MHz_TX	Pass	PK	5.7438G	113.35	Inf	-Inf	9.52	3	Horizontal	56	1.07	-
5745MHz_TX	Pass	PK	5.9886G	57.18	68.20	-11.02	10.10	3	Horizontal	56	1.07	-
5745MHz_TX	Pass	AV	11.48748G	44.73	54.00	-9.27	19.81	3	Vertical	124	2.64	-
5745MHz_TX	Pass	PK	11.47674G	57.07	74.00	-16.93	19.82	3	Vertical	124	2.64	-
5745MHz_TX	Pass	AV	11.49408G	44.60	54.00	-9.40	19.81	3	Horizontal	282	1.50	-
5745MHz_TX	Pass	PK	11.4885G	56.88	74.00	-17.12	19.81	3	Horizontal	282	1.50	-
5785MHz_TX	Pass	AV	5.7838G	95.46	Inf	-Inf	9.60	3	Vertical	168	1.26	-
5785MHz_TX	Pass	PK	5.6038G	56.24	68.20	-11.96	9.31	3	Vertical	168	1.26	-
5785MHz_TX	Pass	PK	5.7838G	103.58	Inf	-Inf	9.60	3	Vertical	168	1.26	-
5785MHz_TX	Pass	PK	5.9242G	57.55	68.79	-11.24	9.98	3	Vertical	168	1.26	-
5785MHz_TX	Pass	AV	5.7862G	105.69	Inf	-Inf	9.60	3	Horizontal	59	1.01	-
5785MHz_TX	Pass	PK	5.6182G	58.64	68.20	-9.56	9.33	3	Horizontal	59	1.01	-
5785MHz_TX	Pass	PK	5.785G	113.68	Inf	-Inf	9.60	3	Horizontal	59	1.01	-
5785MHz_TX	Pass	PK	5.9314G	58.61	68.20	-9.59	10.00	3	Horizontal	59	1.01	-
5785MHz_TX	Pass	AV	11.57336G	44.27	54.00	-9.73	19.74	3	Vertical	216	1.50	-
5785MHz_TX	Pass	PK	11.5562G	56.89	74.00	-17.11	19.76	3	Vertical	216	1.50	-
5785MHz_TX	Pass	AV	11.55746G	44.24	54.00	-9.76	19.75	3	Horizontal	322	1.40	-
5785MHz_TX	Pass	PK	11.56574G	56.31	74.00	-17.69	19.75	3	Horizontal	322	1.40	-
5825MHz_TX	Pass	AV	5.8262G	94.97	Inf	-Inf	9.71	3	Vertical	169	1.52	-



Mode	Result	Type	Freq (Hz)	Level (dBuV/m)	Limit (dBuV/m)	Margin (dB)	Factor (dB)	Dist (m)	Condition	Azimuth (°)	Height (m)	Comments
5825MHz_TX	Pass	PK	5.5514G	56.16	68.20	-12.04	9.39	3	Vertical	169	1.52	-
5825MHz_TX	Pass	PK	5.8262G	103.00	Inf	-Inf	9.71	3	Vertical	169	1.52	-
5825MHz_TX	Pass	PK	5.9834G	57.09	68.20	-11.11	10.08	3	Vertical	169	1.52	-
5825MHz_TX	Pass	AV	5.8262G	105.67	Inf	-Inf	9.71	3	Horizontal	59	1.09	-
5825MHz_TX	Pass	PK	5.6378G	57.90	68.20	-10.30	9.36	3	Horizontal	59	1.09	-
5825MHz_TX	Pass	PK	5.8226G	113.58	Inf	-Inf	9.70	3	Horizontal	59	1.09	-
5825MHz_TX	Pass	PK	5.9462G	59.13	68.20	-9.07	10.04	3	Horizontal	59	1.09	-
5825MHz_TX	Pass	AV	11.65184G	44.35	54.00	-9.65	19.68	3	Vertical	145	1.50	-
5825MHz_TX	Pass	PK	11.65612G	56.69	74.00	-17.31	19.68	3	Vertical	145	1.50	-
5825MHz_TX	Pass	AV	11.63824G	44.27	54.00	-9.73	19.69	3	Horizontal	359	1.50	-
5825MHz_TX	Pass	PK	11.63806G	56.46	74.00	-17.54	19.69	3	Horizontal	359	1.50	-
802.11n HT20_Nss1,(MCS0)_1TX	-	-	-	-	-	-	-	-	-	-	-	-
5180MHz_TX	Pass	AV	5.1498G	51.79	54.00	-2.21	9.01	3	Vertical	127	2.99	-
5180MHz_TX	Pass	AV	5.181G	100.77	Inf	-Inf	8.99	3	Vertical	127	2.99	-
5180MHz_TX	Pass	PK	5.1498G	67.39	74.00	-6.61	9.01	3	Vertical	127	2.99	-
5180MHz_TX	Pass	PK	5.181G	109.42	Inf	-Inf	8.99	3	Vertical	127	2.99	-
5180MHz_TX	Pass	AV	5.1498G	52.64	54.00	-1.36	9.01	3	Horizontal	103	1.17	-
5180MHz_TX	Pass	AV	5.1808G	101.20	Inf	-Inf	8.99	3	Horizontal	103	1.17	-
5180MHz_TX	Pass	PK	5.1478G	67.71	74.00	-6.29	9.01	3	Horizontal	103	1.17	-
5180MHz_TX	Pass	PK	5.1786G	109.89	Inf	-Inf	8.99	3	Horizontal	103	1.17	-
5180MHz_TX	Pass	PK	10.37188G	56.87	68.20	-11.33	19.15	3	Vertical	7	1.77	-
5180MHz_TX	Pass	PK	10.3507G	56.58	68.20	-11.62	19.12	3	Horizontal	224	2.46	-
5200MHz_TX	Pass	AV	5.15G	46.51	54.00	-7.49	9.01	3	Vertical	136	2.99	-
5200MHz_TX	Pass	AV	5.2008G	100.81	Inf	-Inf	8.97	3	Vertical	136	2.99	-
5200MHz_TX	Pass	PK	5.15G	59.96	74.00	-14.04	9.01	3	Vertical	136	2.99	-
5200MHz_TX	Pass	PK	5.2G	109.70	Inf	-Inf	8.97	3	Vertical	136	2.99	-
5200MHz_TX	Pass	AV	5.15G	48.48	54.00	-5.52	9.01	3	Horizontal	104	1.03	-
5200MHz_TX	Pass	AV	5.2008G	103.64	Inf	-Inf	8.97	3	Horizontal	104	1.03	-
5200MHz_TX	Pass	PK	5.148G	62.08	74.00	-11.92	9.01	3	Horizontal	104	1.03	-
5200MHz_TX	Pass	PK	5.2028G	112.67	Inf	-Inf	8.96	3	Horizontal	104	1.03	-
5200MHz_TX	Pass	PK	10.38836G	56.66	68.20	-11.54	19.18	3	Vertical	221	2.49	-
5200MHz_TX	Pass	PK	10.388G	57.01	68.20	-11.19	19.18	3	Horizontal	0	1.87	-
5240MHz_TX	Pass	AV	5.15G	45.08	54.00	-8.92	9.01	3	Vertical	127	2.96	-
5240MHz_TX	Pass	AV	5.2388G	103.68	Inf	-Inf	8.87	3	Vertical	127	2.96	-
5240MHz_TX	Pass	AV	5.3582G	45.44	54.00	-8.56	8.90	3	Vertical	127	2.96	-
5240MHz_TX	Pass	PK	5.1014G	56.92	74.00	-17.08	9.05	3	Vertical	127	2.96	-
5240MHz_TX	Pass	PK	5.2364G	111.92	Inf	-Inf	8.88	3	Vertical	127	2.96	-
5240MHz_TX	Pass	PK	5.3846G	57.47	74.00	-16.53	8.98	3	Vertical	127	2.96	-
5240MHz_TX	Pass	AV	5.1326G	44.82	54.00	-9.18	9.02	3	Horizontal	135	1.11	-
5240MHz_TX	Pass	AV	5.2394G	102.67	Inf	-Inf	8.87	3	Horizontal	135	1.11	-
5240MHz_TX	Pass	AV	5.36G	45.45	54.00	-8.55	8.90	3	Horizontal	135	1.11	-
5240MHz_TX	Pass	PK	5.1176G	56.75	74.00	-17.25	9.03	3	Horizontal	135	1.11	-
5240MHz_TX	Pass	PK	5.2382G	111.11	Inf	-Inf	8.88	3	Horizontal	135	1.11	-
5240MHz_TX	Pass	PK	5.363G	56.53	74.00	-17.47	8.91	3	Horizontal	135	1.11	-
5240MHz_TX	Pass	PK	10.47544G	56.76	68.20	-11.44	19.33	3	Vertical	151	1.50	-
5240MHz_TX	Pass	PK	10.48282G	56.65	68.20	-11.55	19.34	3	Horizontal	21	1.50	-
5260MHz_TX	Pass	AV	5.1484G	45.20	54.00	-8.80	9.01	3	Vertical	127	2.95	-
5260MHz_TX	Pass	AV	5.2588G	103.32	Inf	-Inf	8.83	3	Vertical	127	2.95	-
5260MHz_TX	Pass	AV	5.3584G	45.56	54.00	-8.44	8.90	3	Vertical	127	2.95	-



Mode	Result	Type	Freq (Hz)	Level (dBuV/m)	Limit (dBuV/m)	Margin (dB)	Factor (dB)	Dist (m)	Condition	Azimuth (°)	Height (m)	Comments
5260MHz_TX	Pass	PK	5.1106G	56.60	74.00	-17.40	9.04	3	Vertical	127	2.95	-
5260MHz_TX	Pass	PK	5.2582G	111.67	Inf	-Inf	8.84	3	Vertical	127	2.95	-
5260MHz_TX	Pass	PK	5.359G	57.56	74.00	-16.44	8.90	3	Vertical	127	2.95	-
5260MHz_TX	Pass	AV	5.1478G	45.32	54.00	-8.68	9.01	3	Horizontal	104	1.00	-
5260MHz_TX	Pass	AV	5.2588G	103.84	Inf	-Inf	8.83	3	Horizontal	104	1.00	-
5260MHz_TX	Pass	AV	5.3566G	46.00	54.00	-8.00	8.89	3	Horizontal	104	1.00	-
5260MHz_TX	Pass	PK	5.1316G	56.54	74.00	-17.46	9.03	3	Horizontal	104	1.00	-
5260MHz_TX	Pass	PK	5.2582G	112.15	Inf	-Inf	8.84	3	Horizontal	104	1.00	-
5260MHz_TX	Pass	PK	5.3536G	57.75	74.00	-16.25	8.89	3	Horizontal	104	1.00	-
5260MHz_TX	Pass	PK	10.50746G	56.67	68.20	-11.53	19.37	3	Vertical	228	1.50	-
5260MHz_TX	Pass	PK	10.53038G	56.81	68.20	-11.39	19.42	3	Horizontal	148	1.01	-
5300MHz_TX	Pass	AV	5.3012G	91.76	Inf	-Inf	8.73	3	Vertical	142	2.96	-
5300MHz_TX	Pass	AV	5.35G	46.19	54.00	-7.81	8.88	3	Vertical	142	2.96	-
5300MHz_TX	Pass	PK	5.2988G	100.36	Inf	-Inf	8.73	3	Vertical	142	2.96	-
5300MHz_TX	Pass	PK	5.3504G	59.55	74.00	-14.45	8.88	3	Vertical	142	2.96	-
5300MHz_TX	Pass	AV	5.3008G	103.17	Inf	-Inf	8.73	3	Horizontal	40	1.16	-
5300MHz_TX	Pass	AV	5.35G	50.34	54.00	-3.66	8.88	3	Horizontal	40	1.16	-
5300MHz_TX	Pass	PK	5.2988G	111.67	Inf	-Inf	8.73	3	Horizontal	40	1.16	-
5300MHz_TX	Pass	PK	5.3508G	67.95	74.00	-6.05	8.88	3	Horizontal	40	1.16	-
5300MHz_TX	Pass	PK	10.60066G	56.61	74.00	-17.39	19.53	3	Vertical	213	2.24	-
5300MHz_TX	Pass	PK	10.6147G	56.25	74.00	-17.75	19.56	3	Horizontal	205	2.18	-
5320MHz_TX	Pass	AV	5.321G	90.93	Inf	-Inf	8.78	3	Vertical	135	2.99	-
5320MHz_TX	Pass	AV	5.35G	45.97	54.00	-8.03	8.88	3	Vertical	135	2.99	-
5320MHz_TX	Pass	PK	5.3188G	99.68	Inf	-Inf	8.78	3	Vertical	135	2.99	-
5320MHz_TX	Pass	PK	5.352G	59.69	74.00	-14.31	8.88	3	Vertical	135	2.99	-
5320MHz_TX	Pass	AV	5.3208G	100.41	Inf	-Inf	8.78	3	Horizontal	40	1.02	-
5320MHz_TX	Pass	AV	5.35G	52.89	54.00	-1.11	8.88	3	Horizontal	40	1.02	-
5320MHz_TX	Pass	PK	5.3202G	109.36	Inf	-Inf	8.78	3	Horizontal	40	1.02	-
5320MHz_TX	Pass	PK	5.3506G	70.67	74.00	-3.33	8.88	3	Horizontal	40	1.02	-
5320MHz_TX	Pass	AV	10.62992G	44.29	54.00	-9.71	19.59	3	Vertical	292	1.50	-
5320MHz_TX	Pass	PK	10.63214G	56.74	74.00	-17.26	19.58	3	Vertical	292	1.50	-
5320MHz_TX	Pass	AV	10.65284G	44.32	54.00	-9.68	19.62	3	Horizontal	304	1.85	-
5320MHz_TX	Pass	PK	10.64564G	56.35	74.00	-17.65	19.60	3	Horizontal	304	1.85	-
5500MHz_TX	Pass	AV	5.4598G	46.69	54.00	-7.31	9.29	3	Vertical	118	2.96	-
5500MHz_TX	Pass	AV	5.4992G	99.73	Inf	-Inf	9.47	3	Vertical	118	2.96	-
5500MHz_TX	Pass	PK	5.4688G	67.12	68.20	-1.08	9.34	3	Vertical	118	2.96	-
5500MHz_TX	Pass	PK	5.5004G	108.04	Inf	-Inf	9.47	3	Vertical	118	2.96	-
5500MHz_TX	Pass	AV	5.46G	48.85	54.00	-5.15	9.29	3	Horizontal	47	1.08	-
5500MHz_TX	Pass	AV	5.4992G	102.26	Inf	-Inf	9.47	3	Horizontal	47	1.08	-
5500MHz_TX	Pass	PK	5.4684G	66.79	68.20	-1.41	9.33	3	Horizontal	47	1.08	-
5500MHz_TX	Pass	PK	5.4986G	110.94	Inf	-Inf	9.46	3	Horizontal	47	1.08	-
5500MHz_TX	Pass	AV	10.98584G	45.69	54.00	-8.31	20.16	3	Vertical	18	1.50	-
5500MHz_TX	Pass	PK	11.00492G	58.20	74.00	-15.80	20.18	3	Vertical	18	1.50	-
5500MHz_TX	Pass	AV	10.98566G	45.74	54.00	-8.26	20.16	3	Horizontal	297	1.50	-
5500MHz_TX	Pass	PK	11.00174G	58.01	74.00	-15.99	20.19	3	Horizontal	297	1.50	-
5580MHz_TX	Pass	AV	5.439G	44.36	54.00	-9.64	9.20	3	Vertical	152	2.94	-
5580MHz_TX	Pass	AV	5.5788G	96.81	Inf	-Inf	9.35	3	Vertical	152	2.94	-
5580MHz_TX	Pass	PK	5.4696G	56.75	68.20	-11.45	9.34	3	Vertical	152	2.94	-
5580MHz_TX	Pass	PK	5.5788G	105.11	Inf	-Inf	9.35	3	Vertical	152	2.94	-



Mode	Result	Type	Freq (Hz)	Level (dBuV/m)	Limit (dBuV/m)	Margin (dB)	Factor (dB)	Dist (m)	Condition	Azimuth (°)	Height (m)	Comments
5580MHz_TX	Pass	PK	5.7258G	55.32	68.20	-12.88	9.48	3	Vertical	152	2.94	-
5580MHz_TX	Pass	AV	5.4534G	46.56	54.00	-7.44	9.26	3	Horizontal	47	1.00	-
5580MHz_TX	Pass	AV	5.5788G	105.23	Inf	-Inf	9.35	3	Horizontal	47	1.00	-
5580MHz_TX	Pass	AV	5.7258G	45.52	Inf	-Inf	9.48	3	Horizontal	47	1.00	-
5580MHz_TX	Pass	PK	5.4678G	57.72	68.20	-10.48	9.33	3	Horizontal	47	1.00	-
5580MHz_TX	Pass	PK	5.5788G	114.00	Inf	-Inf	9.35	3	Horizontal	47	1.00	-
5580MHz_TX	Pass	PK	5.7252G	56.91	68.20	-11.29	9.48	3	Horizontal	47	1.00	-
5580MHz_TX	Pass	AV	11.14506G	45.36	54.00	-8.64	20.08	3	Vertical	185	1.54	-
5580MHz_TX	Pass	PK	11.17392G	57.87	74.00	-16.13	20.05	3	Vertical	185	1.54	-
5580MHz_TX	Pass	AV	11.14596G	45.37	54.00	-8.63	20.08	3	Horizontal	41	2.25	-
5580MHz_TX	Pass	PK	11.14914G	57.59	74.00	-16.41	20.08	3	Horizontal	41	2.25	-
5700MHz_TX	Pass	AV	5.6992G	96.55	Inf	-Inf	9.43	3	Vertical	151	2.95	-
5700MHz_TX	Pass	PK	5.6988G	105.50	Inf	-Inf	9.43	3	Vertical	151	2.95	-
5700MHz_TX	Pass	PK	5.7252G	61.44	68.20	-6.76	9.48	3	Vertical	151	2.95	-
5700MHz_TX	Pass	AV	5.6992G	101.76	Inf	-Inf	9.43	3	Horizontal	46	1.16	-
5700MHz_TX	Pass	PK	5.7012G	110.12	Inf	-Inf	9.43	3	Horizontal	46	1.16	-
5700MHz_TX	Pass	PK	5.7256G	67.17	68.20	-1.03	9.48	3	Horizontal	46	1.16	-
5700MHz_TX	Pass	AV	11.40012G	45.43	54.00	-8.57	19.88	3	Vertical	88	1.50	-
5700MHz_TX	Pass	PK	11.39058G	58.97	74.00	-15.03	19.88	3	Vertical	88	1.50	-
5700MHz_TX	Pass	AV	11.4006G	45.46	54.00	-8.54	19.88	3	Horizontal	0	1.02	-
5700MHz_TX	Pass	PK	11.3934G	57.45	74.00	-16.55	19.89	3	Horizontal	0	1.02	-
5720MHz Straddle 5.47-5.725GHz_TX	Pass	AV	5.4212G	44.03	54.00	-9.97	9.11	3	Vertical	143	2.99	-
5720MHz Straddle 5.47-5.725GHz_TX	Pass	AV	5.7188G	100.09	Inf	-Inf	9.47	3	Vertical	143	2.99	-
5720MHz Straddle 5.47-5.725GHz_TX	Pass	PK	5.4644G	55.14	68.20	-13.06	9.32	3	Vertical	143	2.99	-
5720MHz Straddle 5.47-5.725GHz_TX	Pass	PK	5.7212G	108.79	Inf	-Inf	9.47	3	Vertical	143	2.99	-
5720MHz Straddle 5.47-5.725GHz_TX	Pass	PK	5.8652G	56.94	68.20	-11.26	9.84	3	Vertical	143	2.99	-
5720MHz Straddle 5.47-5.725GHz_TX	Pass	AV	5.4404G	44.48	54.00	-9.52	9.20	3	Horizontal	50	1.13	-
5720MHz Straddle 5.47-5.725GHz_TX	Pass	AV	5.7188G	104.59	Inf	-Inf	9.47	3	Horizontal	50	1.13	-
5720MHz Straddle 5.47-5.725GHz_TX	Pass	PK	5.4644G	56.25	68.20	-11.95	9.32	3	Horizontal	50	1.13	-
5720MHz Straddle 5.47-5.725GHz_TX	Pass	PK	5.7188G	112.95	Inf	-Inf	9.47	3	Horizontal	50	1.13	-
5720MHz Straddle 5.47-5.725GHz_TX	Pass	PK	5.894G	57.81	68.20	-10.39	9.93	3	Horizontal	50	1.13	-
5720MHz Straddle 5.47-5.725GHz_TX	Pass	AV	11.42794G	45.26	54.00	-8.74	19.86	3	Vertical	344	1.66	-
5720MHz Straddle 5.47-5.725GHz_TX	Pass	PK	11.44006G	57.81	74.00	-16.19	19.84	3	Vertical	344	1.66	-
5720MHz Straddle 5.47-5.725GHz_TX	Pass	AV	11.42932G	45.11	54.00	-8.89	19.86	3	Horizontal	62	1.02	-
5720MHz Straddle 5.47-5.725GHz_TX	Pass	PK	11.45146G	58.06	74.00	-15.94	19.83	3	Horizontal	62	1.02	-
5745MHz_TX	Pass	AV	5.7462G	101.22	Inf	-Inf	9.52	3	Vertical	143	2.95	-
5745MHz_TX	Pass	PK	5.6406G	57.18	68.20	-11.02	9.36	3	Vertical	143	2.95	-
5745MHz_TX	Pass	PK	5.7474G	109.38	Inf	-Inf	9.52	3	Vertical	143	2.95	-
5745MHz_TX	Pass	PK	5.9526G	57.86	68.20	-10.34	10.03	3	Vertical	143	2.95	-
5745MHz_TX	Pass	AV	5.7462G	105.37	Inf	-Inf	9.52	3	Horizontal	49	1.02	-
5745MHz_TX	Pass	PK	5.5638G	58.01	68.20	-10.19	9.36	3	Horizontal	49	1.02	-
5745MHz_TX	Pass	PK	5.7438G	113.39	Inf	-Inf	9.52	3	Horizontal	49	1.02	-
5745MHz_TX	Pass	PK	5.961G	57.15	68.20	-11.05	10.05	3	Horizontal	49	1.02	-
5745MHz_TX	Pass	AV	11.4825G	44.81	54.00	-9.19	19.82	3	Vertical	23	2.87	-
5745MHz_TX	Pass	PK	11.48178G	57.14	74.00	-16.86	19.82	3	Vertical	23	2.87	-
5745MHz_TX	Pass	AV	11.48916G	44.83	54.00	-9.17	19.81	3	Horizontal	342	2.22	-
5745MHz_TX	Pass	PK	11.49036G	56.69	74.00	-17.31	19.80	3	Horizontal	342	2.22	-
5785MHz_TX	Pass	AV	5.7862G	100.45	Inf	-Inf	9.60	3	Vertical	144	2.90	-
5785MHz_TX	Pass	PK	5.575G	56.85	68.20	-11.35	9.35	3	Vertical	144	2.90	-



Mode	Result	Type	Freq (Hz)	Level (dBuV/m)	Limit (dBuV/m)	Margin (dB)	Factor (dB)	Dist (m)	Condition	Azimuth (°)	Height (m)	Comments
5785MHz_TX	Pass	PK	5.7874G	108.21	Inf	-Inf	9.60	3	Vertical	144	2.90	-
5785MHz_TX	Pass	PK	5.9326G	57.91	68.20	-10.29	10.00	3	Vertical	144	2.90	-
5785MHz_TX	Pass	AV	5.7838G	105.81	Inf	-Inf	9.60	3	Horizontal	60	1.01	-
5785MHz_TX	Pass	PK	5.623G	58.49	68.20	-9.71	9.33	3	Horizontal	60	1.01	-
5785MHz_TX	Pass	PK	5.7862G	114.17	Inf	-Inf	9.60	3	Horizontal	60	1.01	-
5785MHz_TX	Pass	PK	5.9398G	57.98	68.20	-10.22	10.02	3	Horizontal	60	1.01	-
5785MHz_TX	Pass	AV	11.57672G	44.47	54.00	-9.53	19.74	3	Vertical	41	1.50	-
5785MHz_TX	Pass	PK	11.57246G	56.47	74.00	-17.53	19.74	3	Vertical	41	1.50	-
5785MHz_TX	Pass	AV	11.5751G	44.35	54.00	-9.65	19.75	3	Horizontal	34	2.66	-
5785MHz_TX	Pass	PK	11.55626G	56.56	74.00	-17.44	19.76	3	Horizontal	34	2.66	-
5825MHz_TX	Pass	AV	5.8238G	100.12	Inf	-Inf	9.71	3	Vertical	144	2.99	-
5825MHz_TX	Pass	PK	5.6162G	56.18	68.20	-12.02	9.34	3	Vertical	144	2.99	-
5825MHz_TX	Pass	PK	5.8274G	108.52	Inf	-Inf	9.71	3	Vertical	144	2.99	-
5825MHz_TX	Pass	PK	5.9498G	58.32	68.20	-9.88	10.04	3	Vertical	144	2.99	-
5825MHz_TX	Pass	AV	5.8238G	105.42	Inf	-Inf	9.71	3	Horizontal	61	1.01	-
5825MHz_TX	Pass	PK	5.6234G	58.07	68.20	-10.13	9.33	3	Horizontal	61	1.01	-
5825MHz_TX	Pass	PK	5.8274G	113.28	Inf	-Inf	9.71	3	Horizontal	61	1.01	-
5825MHz_TX	Pass	PK	5.9678G	58.81	68.20	-9.39	10.07	3	Horizontal	61	1.01	-
5825MHz_TX	Pass	AV	11.63896G	44.00	54.00	-10.00	19.69	3	Vertical	287	1.50	-
5825MHz_TX	Pass	PK	11.6389G	56.20	74.00	-17.80	19.69	3	Vertical	287	1.50	-
5825MHz_TX	Pass	AV	11.63602G	44.29	54.00	-9.71	19.70	3	Horizontal	357	1.33	-
5825MHz_TX	Pass	PK	11.63728G	56.63	74.00	-17.37	19.69	3	Horizontal	357	1.33	-
802.11n HT40_Nss1,(MCS0)_1TX	-	-	-	-	-	-	-	-	-	-	-	-
5190MHz_TX	Pass	AV	5.15G	50.91	54.00	-3.09	9.01	3	Vertical	130	2.25	-
5190MHz_TX	Pass	AV	5.1916G	93.20	Inf	-Inf	8.98	3	Vertical	130	2.25	-
5190MHz_TX	Pass	PK	5.1496G	66.02	74.00	-7.98	9.01	3	Vertical	130	2.25	-
5190MHz_TX	Pass	PK	5.194G	102.03	Inf	-Inf	8.97	3	Vertical	130	2.25	-
5190MHz_TX	Pass	AV	5.15G	52.63	54.00	-1.37	9.01	3	Horizontal	67	1.09	-
5190MHz_TX	Pass	AV	5.1884G	95.39	Inf	-Inf	8.98	3	Horizontal	67	1.09	-
5190MHz_TX	Pass	PK	5.1488G	69.18	74.00	-4.82	9.01	3	Horizontal	67	1.09	-
5190MHz_TX	Pass	PK	5.1864G	104.23	Inf	-Inf	8.99	3	Horizontal	67	1.09	-
5190MHz_TX	Pass	PK	10.37424G	56.84	68.20	-11.36	19.16	3	Vertical	338	2.19	-
5190MHz_TX	Pass	PK	10.38342G	57.28	68.20	-10.92	19.17	3	Horizontal	194	1.08	-
5230MHz_TX	Pass	AV	5.15G	48.05	54.00	-5.95	9.01	3	Vertical	136	2.99	-
5230MHz_TX	Pass	AV	5.232G	99.70	Inf	-Inf	8.89	3	Vertical	136	2.99	-
5230MHz_TX	Pass	PK	5.1476G	61.30	74.00	-12.70	9.01	3	Vertical	136	2.99	-
5230MHz_TX	Pass	PK	5.2356G	108.02	Inf	-Inf	8.88	3	Vertical	136	2.99	-
5230MHz_TX	Pass	AV	5.15G	47.87	54.00	-6.13	9.01	3	Horizontal	68	1.13	-
5230MHz_TX	Pass	AV	5.2316G	99.54	Inf	-Inf	8.90	3	Horizontal	68	1.13	-
5230MHz_TX	Pass	PK	5.1452G	60.62	74.00	-13.38	9.02	3	Horizontal	68	1.13	-
5230MHz_TX	Pass	PK	5.2336G	107.91	Inf	-Inf	8.89	3	Horizontal	68	1.13	-
5230MHz_TX	Pass	PK	10.45022G	56.85	68.20	-11.35	19.29	3	Vertical	286	1.50	-
5230MHz_TX	Pass	PK	10.46726G	56.90	68.20	-11.30	19.31	3	Horizontal	341	2.45	-
5270MHz_TX	Pass	AV	5.2712G	99.33	Inf	-Inf	8.81	3	Vertical	137	2.96	-
5270MHz_TX	Pass	AV	5.35G	51.23	54.00	-2.77	8.88	3	Vertical	137	2.96	-
5270MHz_TX	Pass	PK	5.2716G	107.70	Inf	-Inf	8.81	3	Vertical	137	2.96	-
5270MHz_TX	Pass	PK	5.3516G	66.04	74.00	-7.96	8.88	3	Vertical	137	2.96	-
5270MHz_TX	Pass	AV	5.2712G	99.45	Inf	-Inf	8.81	3	Horizontal	43	1.13	-
5270MHz_TX	Pass	AV	5.35G	52.52	54.00	-1.48	8.88	3	Horizontal	43	1.13	-



Mode	Result	Type	Freq (Hz)	Level (dBuV/m)	Limit (dBuV/m)	Margin (dB)	Factor (dB)	Dist (m)	Condition	Azimuth (°)	Height (m)	Comments
5270MHz_TX	Pass	PK	5.2668G	108.49	Inf	-Inf	8.81	3	Horizontal	43	1.13	-
5270MHz_TX	Pass	PK	5.356G	68.11	74.00	-5.89	8.89	3	Horizontal	43	1.13	-
5270MHz_TX	Pass	PK	10.5427G	56.89	68.20	-11.31	19.44	3	Vertical	101	1.76	-
5270MHz_TX	Pass	PK	10.55152G	56.72	68.20	-11.48	19.45	3	Horizontal	92	2.24	-
5310MHz_TX	Pass	AV	5.3116G	93.22	Inf	-Inf	8.76	3	Vertical	137	2.99	-
5310MHz_TX	Pass	AV	5.35G	52.52	54.00	-1.48	8.88	3	Vertical	137	2.99	-
5310MHz_TX	Pass	PK	5.3076G	102.13	Inf	-Inf	8.76	3	Vertical	137	2.99	-
5310MHz_TX	Pass	PK	5.3512G	70.97	74.00	-3.03	8.88	3	Vertical	137	2.99	-
5310MHz_TX	Pass	AV	5.3088G	93.93	Inf	-Inf	8.76	3	Horizontal	44	1.19	-
5310MHz_TX	Pass	AV	5.35G	52.78	54.00	-1.22	8.88	3	Horizontal	44	1.19	-
5310MHz_TX	Pass	PK	5.3084G	102.96	Inf	-Inf	8.76	3	Horizontal	44	1.19	-
5310MHz_TX	Pass	PK	5.3504G	69.05	74.00	-4.95	8.88	3	Horizontal	44	1.19	-
5310MHz_TX	Pass	AV	10.611G	44.47	54.00	-9.53	19.54	3	Vertical	248	1.50	-
5310MHz_TX	Pass	PK	10.61214G	56.53	74.00	-17.47	19.56	3	Vertical	248	1.50	-
5310MHz_TX	Pass	AV	10.6146G	44.46	54.00	-9.54	19.56	3	Horizontal	326	1.12	-
5310MHz_TX	Pass	PK	10.61208G	56.77	74.00	-17.23	19.56	3	Horizontal	326	1.12	-
5510MHz_TX	Pass	AV	5.4596G	44.82	54.00	-9.18	9.29	3	Vertical	144	2.01	-
5510MHz_TX	Pass	AV	5.47G	46.65	Inf	-Inf	9.34	3	Vertical	144	2.01	-
5510MHz_TX	Pass	AV	5.5116G	89.50	Inf	-Inf	9.46	3	Vertical	144	2.01	-
5510MHz_TX	Pass	PK	5.4484G	56.50	74.00	-17.50	9.23	3	Vertical	144	2.01	-
5510MHz_TX	Pass	PK	5.4692G	60.73	68.20	-7.47	9.34	3	Vertical	144	2.01	-
5510MHz_TX	Pass	PK	5.5124G	98.27	Inf	-Inf	9.46	3	Vertical	144	2.01	-
5510MHz_TX	Pass	AV	5.46G	47.41	54.00	-6.59	9.29	3	Horizontal	45	1.02	-
5510MHz_TX	Pass	AV	5.5084G	95.66	Inf	-Inf	9.46	3	Horizontal	45	1.02	-
5510MHz_TX	Pass	PK	5.4696G	66.73	68.20	-1.47	9.34	3	Horizontal	45	1.02	-
5510MHz_TX	Pass	PK	5.512G	103.95	Inf	-Inf	9.46	3	Horizontal	45	1.02	-
5510MHz_TX	Pass	AV	11.03188G	45.64	54.00	-8.36	20.16	3	Vertical	173	2.59	-
5510MHz_TX	Pass	PK	11.00626G	57.86	74.00	-16.14	20.18	3	Vertical	173	2.59	-
5510MHz_TX	Pass	AV	11.01562G	45.60	54.00	-8.40	20.18	3	Horizontal	336	1.50	-
5510MHz_TX	Pass	PK	11.01412G	57.82	74.00	-16.18	20.18	3	Horizontal	336	1.50	-
5550MHz_TX	Pass	AV	5.4588G	47.69	54.00	-6.31	9.29	3	Vertical	139	2.99	-
5550MHz_TX	Pass	AV	5.5488G	100.71	Inf	-Inf	9.39	3	Vertical	139	2.99	-
5550MHz_TX	Pass	PK	5.4684G	66.56	68.20	-1.64	9.33	3	Vertical	139	2.99	-
5550MHz_TX	Pass	PK	5.5484G	109.88	Inf	-Inf	9.39	3	Vertical	139	2.99	-
5550MHz_TX	Pass	AV	5.46G	48.04	54.00	-5.96	9.29	3	Horizontal	52	1.05	-
5550MHz_TX	Pass	AV	5.5516G	102.20	Inf	-Inf	9.39	3	Horizontal	52	1.05	-
5550MHz_TX	Pass	PK	5.4672G	66.49	68.20	-1.71	9.33	3	Horizontal	52	1.05	-
5550MHz_TX	Pass	PK	5.5548G	111.02	Inf	-Inf	9.38	3	Horizontal	52	1.05	-
5550MHz_TX	Pass	AV	11.10276G	45.45	54.00	-8.55	20.11	3	Vertical	304	1.50	-
5550MHz_TX	Pass	PK	11.10996G	57.54	74.00	-16.46	20.11	3	Vertical	304	1.50	-
5550MHz_TX	Pass	AV	11.09202G	45.52	54.00	-8.48	20.12	3	Horizontal	121	1.50	-
5550MHz_TX	Pass	PK	11.11266G	57.63	74.00	-16.37	20.10	3	Horizontal	121	1.50	-
5670MHz_TX	Pass	AV	5.6712G	94.35	Inf	-Inf	9.40	3	Vertical	145	2.09	-
5670MHz_TX	Pass	PK	5.6712G	102.81	Inf	-Inf	9.40	3	Vertical	145	2.09	-
5670MHz_TX	Pass	PK	5.7264G	62.00	68.20	-6.20	9.48	3	Vertical	145	2.09	-
5670MHz_TX	Pass	AV	5.6718G	100.53	Inf	-Inf	9.40	3	Horizontal	51	1.12	-
5670MHz_TX	Pass	PK	5.673G	109.06	Inf	-Inf	9.40	3	Horizontal	51	1.12	-
5670MHz_TX	Pass	PK	5.7288G	66.56	68.20	-1.64	9.49	3	Horizontal	51	1.12	-
5670MHz_TX	Pass	AV	11.33652G	45.29	54.00	-8.71	19.93	3	Vertical	225	1.00	-

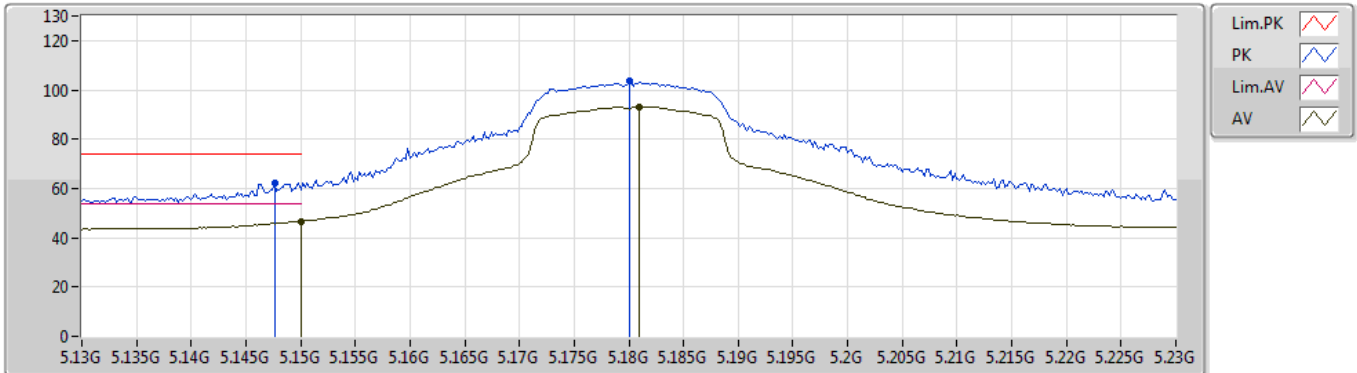


Mode	Result	Type	Freq (Hz)	Level (dBuV/m)	Limit (dBuV/m)	Margin (dB)	Factor (dB)	Dist (m)	Condition	Azimuth (°)	Height (m)	Comments
5670MHz_TX	Pass	PK	11.3388G	57.42	74.00	-16.58	19.92	3	Vertical	225	1.00	-
5670MHz_TX	Pass	AV	11.33808G	45.27	54.00	-8.73	19.92	3	Horizontal	2	1.50	-
5670MHz_TX	Pass	PK	11.32536G	57.42	74.00	-16.58	19.94	3	Horizontal	2	1.50	-
5710MHz Straddle 5.47-5.725GHz_TX	Pass	AV	5.44G	44.29	54.00	-9.71	9.20	3	Vertical	146	2.06	-
5710MHz Straddle 5.47-5.725GHz_TX	Pass	AV	5.7112G	96.19	Inf	-Inf	9.45	3	Vertical	146	2.06	-
5710MHz Straddle 5.47-5.725GHz_TX	Pass	PK	5.4616G	55.29	68.20	-12.91	9.30	3	Vertical	146	2.06	-
5710MHz Straddle 5.47-5.725GHz_TX	Pass	PK	5.7136G	104.55	Inf	-Inf	9.46	3	Vertical	146	2.06	-
5710MHz Straddle 5.47-5.725GHz_TX	Pass	PK	5.9164G	57.78	68.20	-10.42	9.99	3	Vertical	146	2.06	-
5710MHz Straddle 5.47-5.725GHz_TX	Pass	AV	5.4544G	44.80	54.00	-9.20	9.27	3	Horizontal	52	1.07	-
5710MHz Straddle 5.47-5.725GHz_TX	Pass	AV	5.7112G	101.85	Inf	-Inf	9.45	3	Horizontal	52	1.07	-
5710MHz Straddle 5.47-5.725GHz_TX	Pass	PK	5.4664G	55.98	68.20	-12.22	9.33	3	Horizontal	52	1.07	-
5710MHz Straddle 5.47-5.725GHz_TX	Pass	PK	5.704G	109.90	Inf	-Inf	9.44	3	Horizontal	52	1.07	-
5710MHz Straddle 5.47-5.725GHz_TX	Pass	PK	5.9596G	58.08	68.20	-10.12	10.05	3	Horizontal	52	1.07	-
5710MHz Straddle 5.47-5.725GHz_TX	Pass	AV	11.40716G	45.26	54.00	-8.74	19.87	3	Vertical	328	2.33	-
5710MHz Straddle 5.47-5.725GHz_TX	Pass	PK	11.41292G	57.79	74.00	-16.21	19.87	3	Vertical	328	2.33	-
5710MHz Straddle 5.47-5.725GHz_TX	Pass	AV	11.40626G	45.27	54.00	-8.73	19.87	3	Horizontal	271	1.81	-
5710MHz Straddle 5.47-5.725GHz_TX	Pass	PK	11.4182G	58.00	74.00	-16.00	19.86	3	Horizontal	271	1.81	-
5755MHz_TX	Pass	AV	5.7538G	100.50	Inf	-Inf	9.54	3	Vertical	115	2.92	-
5755MHz_TX	Pass	PK	5.599G	57.78	68.20	-10.42	9.31	3	Vertical	115	2.92	-
5755MHz_TX	Pass	PK	5.7598G	108.66	Inf	-Inf	9.55	3	Vertical	115	2.92	-
5755MHz_TX	Pass	PK	5.9422G	57.10	68.20	-11.10	10.02	3	Vertical	115	2.92	-
5755MHz_TX	Pass	AV	5.7562G	101.53	Inf	-Inf	9.54	3	Horizontal	53	1.11	-
5755MHz_TX	Pass	PK	5.5834G	58.49	68.20	-9.71	9.33	3	Horizontal	53	1.11	-
5755MHz_TX	Pass	PK	5.7598G	110.04	Inf	-Inf	9.55	3	Horizontal	53	1.11	-
5755MHz_TX	Pass	PK	5.9578G	57.23	68.20	-10.97	10.05	3	Horizontal	53	1.11	-
5755MHz_TX	Pass	AV	11.51168G	44.57	54.00	-9.43	19.79	3	Vertical	136	1.50	-
5755MHz_TX	Pass	PK	11.49554G	57.21	74.00	-16.79	19.81	3	Vertical	136	1.50	-
5755MHz_TX	Pass	AV	11.5157G	44.72	54.00	-9.28	19.79	3	Horizontal	32	2.15	-
5755MHz_TX	Pass	PK	11.50754G	57.01	74.00	-16.99	19.79	3	Horizontal	32	2.15	-
5795MHz_TX	Pass	AV	5.7926G	100.03	Inf	-Inf	9.62	3	Vertical	118	2.87	-
5795MHz_TX	Pass	PK	5.6258G	56.48	68.20	-11.72	9.34	3	Vertical	118	2.87	-
5795MHz_TX	Pass	PK	5.7962G	108.25	Inf	-Inf	9.62	3	Vertical	118	2.87	-
5795MHz_TX	Pass	PK	5.9846G	58.48	68.20	-9.72	10.08	3	Vertical	118	2.87	-
5795MHz_TX	Pass	AV	5.7938G	101.78	Inf	-Inf	9.62	3	Horizontal	51	1.07	-
5795MHz_TX	Pass	PK	5.627G	58.45	68.20	-9.75	9.34	3	Horizontal	51	1.07	-
5795MHz_TX	Pass	PK	5.7926G	110.54	Inf	-Inf	9.62	3	Horizontal	51	1.07	-
5795MHz_TX	Pass	PK	5.9354G	57.78	68.20	-10.42	10.02	3	Horizontal	51	1.07	-
5795MHz_TX	Pass	AV	11.60032G	44.57	54.00	-9.43	19.72	3	Vertical	218	1.50	-
5795MHz_TX	Pass	PK	11.58592G	57.23	74.00	-16.77	19.73	3	Vertical	218	1.50	-
5795MHz_TX	Pass	AV	11.60092G	44.43	54.00	-9.57	19.72	3	Horizontal	177	1.50	-
5795MHz_TX	Pass	PK	11.59324G	56.42	74.00	-17.58	19.73	3	Horizontal	177	1.50	-

802.11a_Nss1,(6Mbps)_1TX

22/05/2019

5180MHz_TX

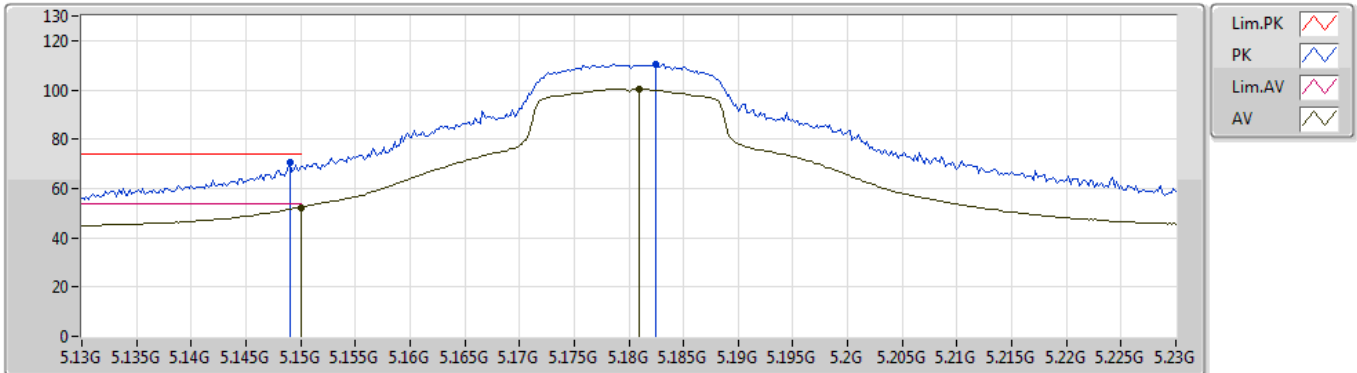


Type	Freq (Hz)	Level (dBuV/m)	Limit (dBuV/m)	Margin (dB)	Factor (dB)	Dist (m)	Condition	Azimuth (°)	Height (m)	Comment
AV	5.15G	46.71	54.00	-7.29	4.20	3	Vertical	135	1.78	-
AV	5.181G	93.21	Inf	-Inf	4.27	3	Vertical	135	1.78	-
PK	5.1476G	61.99	74.00	-12.01	4.19	3	Vertical	135	1.78	-
PK	5.18G	103.56	Inf	-Inf	4.26	3	Vertical	135	1.78	-

802.11a_Nss1,(6Mbps)_1TX

22/05/2019

5180MHz_TX

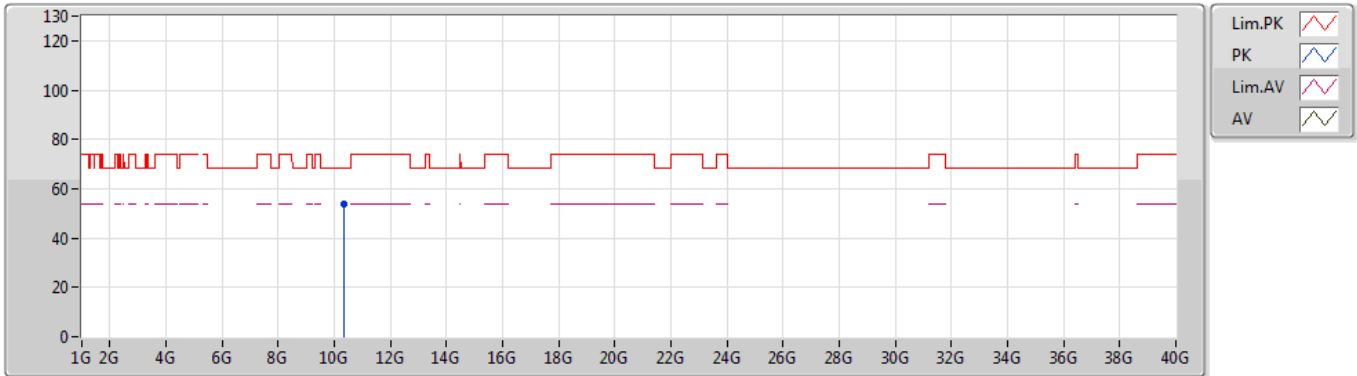


Type	Freq (Hz)	Level (dBuV/m)	Limit (dBuV/m)	Margin (dB)	Factor (dB)	Dist (m)	Condition	Azimuth (°)	Height (m)	Comment
AV	5.15G	52.38	54.00	-1.62	4.20	3	Horizontal	105	2.47	-
AV	5.181G	100.50	Inf	-Inf	4.27	3	Horizontal	105	2.47	-
PK	5.149G	70.79	74.00	-3.21	4.20	3	Horizontal	105	2.47	-
PK	5.1824G	110.39	Inf	-Inf	4.27	3	Horizontal	105	2.47	-

802.11a_Nss1,(6Mbps)_1TX

22/05/2019

5180MHz_TX

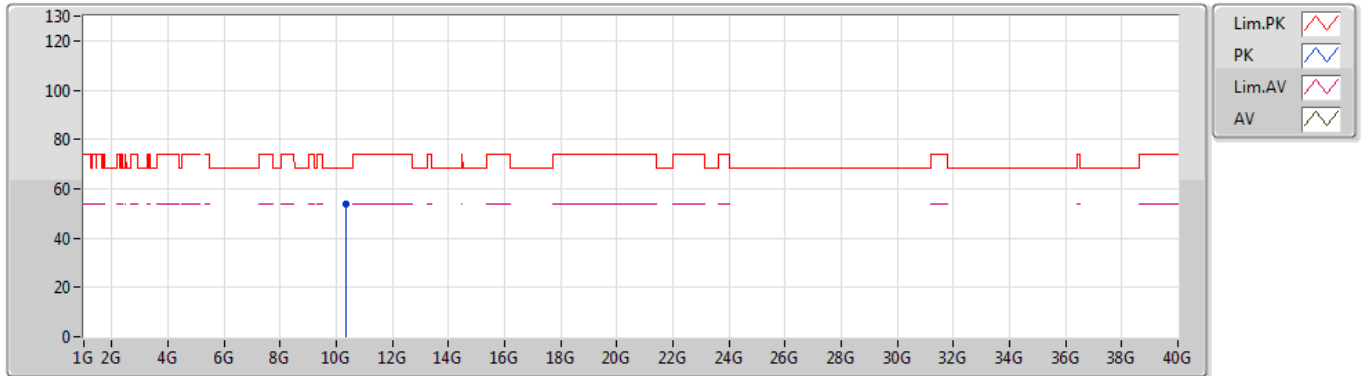


Type	Freq (Hz)	Level (dBuV/m)	Limit (dBuV/m)	Margin (dB)	Factor (dB)	Dist (m)	Condition	Azimuth (°)	Height (m)	Comment
PK	10.35979G	53.71	68.20	-14.49	14.66	3	Vertical	54	1.20	-

802.11a_Nss1,(6Mbps)_1TX

22/05/2019

5180MHz_TX

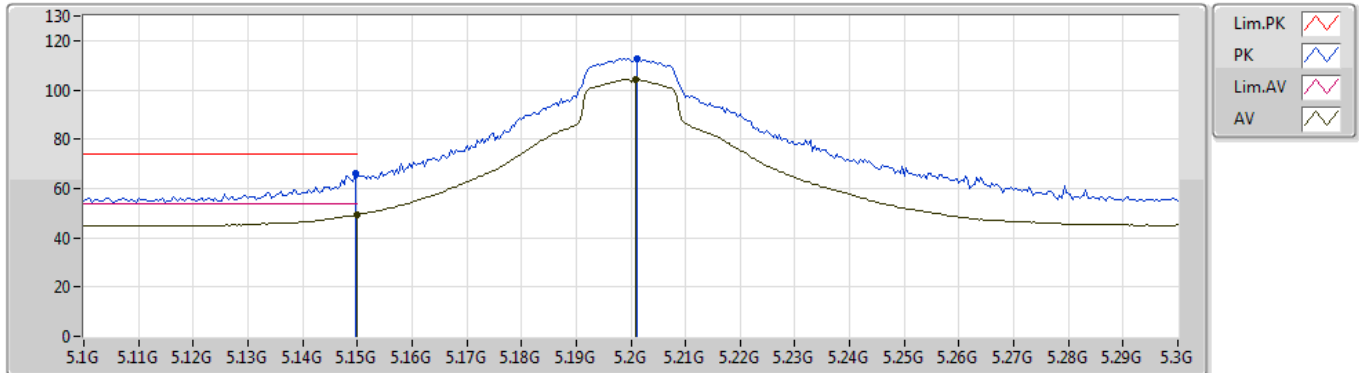


Type	Freq (Hz)	Level (dBuV/m)	Limit (dBuV/m)	Margin (dB)	Factor (dB)	Dist (m)	Condition	Azimuth (°)	Height (m)	Comment
PK	10.35981G	53.69	68.20	-14.51	14.66	3	Horizontal	125	1.41	-

802.11a_Nss1,(6Mbps)_1TX

22/05/2019

5200MHz_TX

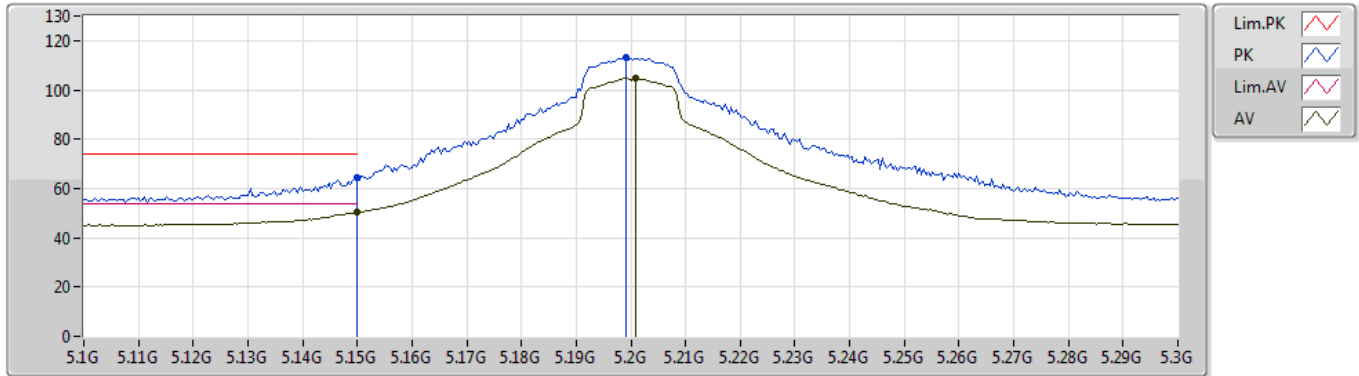


Type	Freq (Hz)	Level (dBuV/m)	Limit (dBuV/m)	Margin (dB)	Factor (dB)	Dist (m)	Condition	Azimuth (°)	Height (m)	Comment
AV	5.15G	49.46	54.00	-4.54	9.01	3	Vertical	127	2.99	-
AV	5.2008G	104.25	Inf	-Inf	8.97	3	Vertical	127	2.99	-
PK	5.1496G	65.96	74.00	-8.04	9.01	3	Vertical	127	2.99	-
PK	5.2012G	112.76	Inf	-Inf	8.97	3	Vertical	127	2.99	-

802.11a_Nss1,(6Mbps)_1TX

22/05/2019

5200MHz_TX

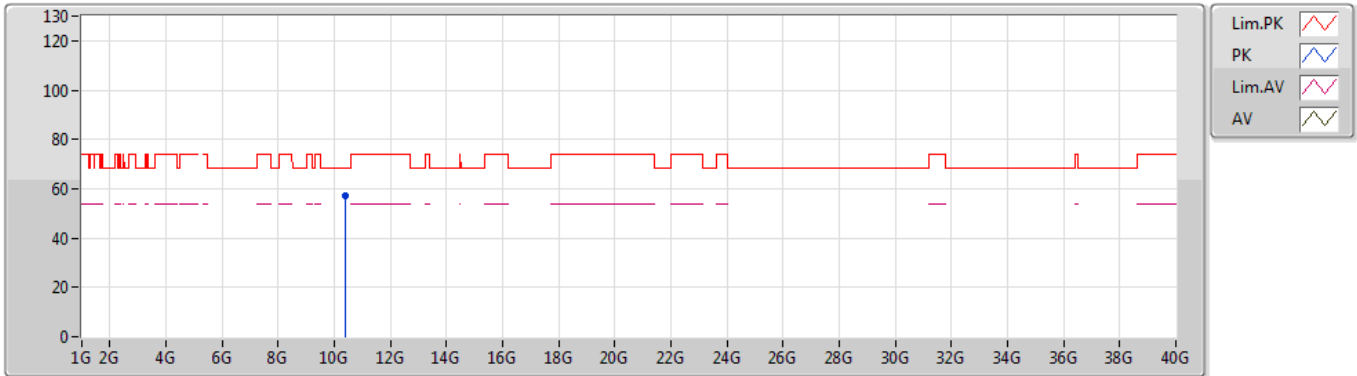


Type	Freq (Hz)	Level (dBuV/m)	Limit (dBuV/m)	Margin (dB)	Factor (dB)	Dist (m)	Condition	Azimuth (°)	Height (m)	Comment
AV	5.15G	50.42	54.00	-3.58	9.01	3	Horizontal	103	1.04	-
AV	5.2008G	104.70	Inf	-Inf	8.97	3	Horizontal	103	1.04	-
PK	5.15G	64.25	74.00	-9.75	9.01	3	Horizontal	103	1.04	-
PK	5.1992G	112.95	Inf	-Inf	8.97	3	Horizontal	103	1.04	-

802.11a_Nss1,(6Mbps)_1TX

22/05/2019

5200MHz_TX

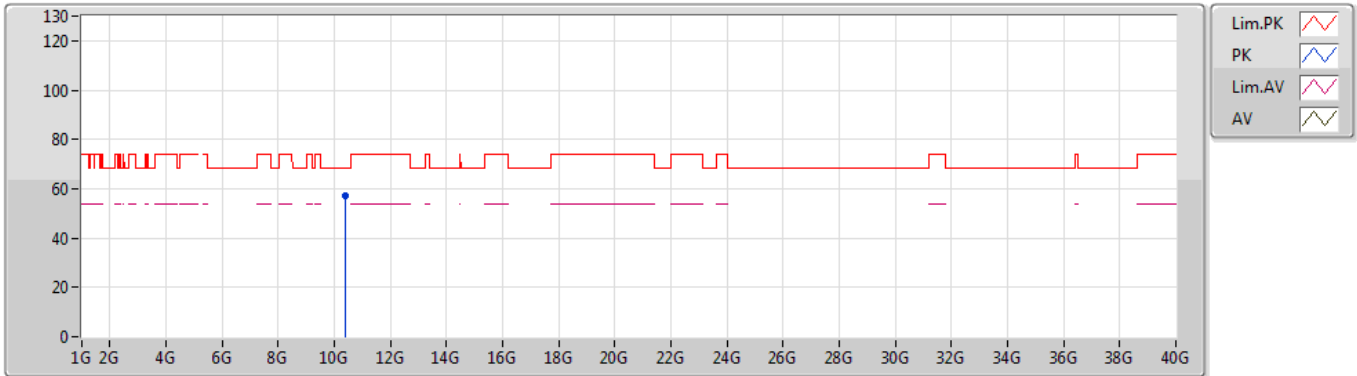


Type	Freq (Hz)	Level (dBuV/m)	Limit (dBuV/m)	Margin (dB)	Factor (dB)	Dist (m)	Condition	Azimuth (°)	Height (m)	Comment
PK	10.39024G	57.17	68.20	-11.03	19.19	3	Vertical	155	1.61	-

802.11a_Nss1,(6Mbps)_1TX

22/05/2019

5200MHz_TX

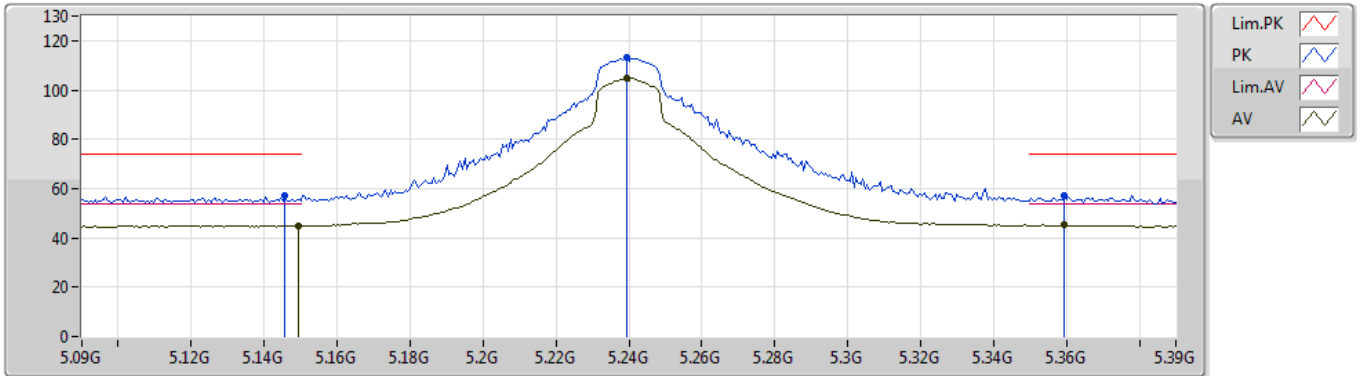


Type	Freq (Hz)	Level (dBuV/m)	Limit (dBuV/m)	Margin (dB)	Factor (dB)	Dist (m)	Condition	Azimuth (°)	Height (m)	Comment
PK	10.40996G	57.19	68.20	-11.01	19.22	3	Horizontal	258	1.75	-

802.11a_Nss1,(6Mbps)_1TX

22/05/2019

5240MHz_TX

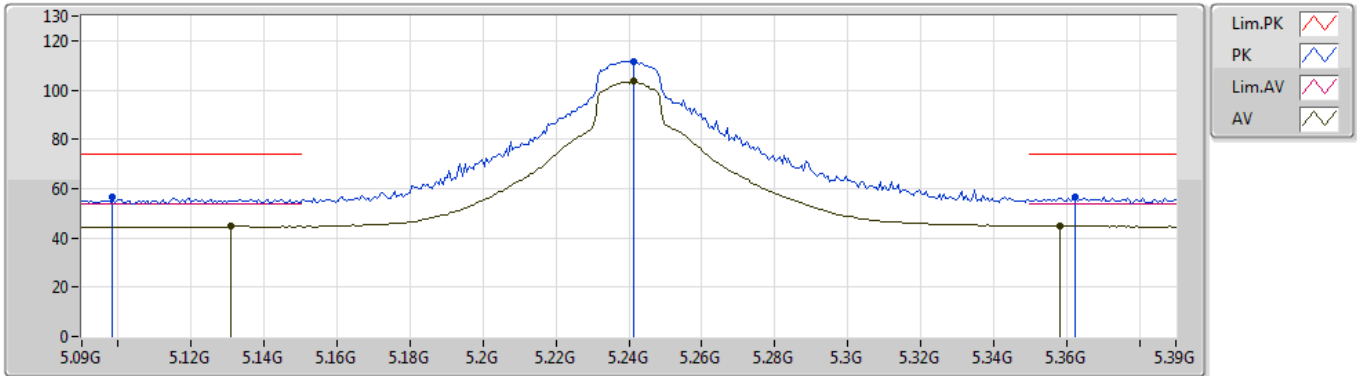


Type	Freq (Hz)	Level (dBuV/m)	Limit (dBuV/m)	Margin (dB)	Factor (dB)	Dist (m)	Condition	Azimuth (°)	Height (m)	Comment
AV	5.1494G	45.07	54.00	-8.93	9.01	3	Vertical	127	2.97	-
AV	5.2394G	104.65	Inf	-Inf	8.87	3	Vertical	127	2.97	-
AV	5.3594G	45.20	54.00	-8.80	8.90	3	Vertical	127	2.97	-
PK	5.1458G	57.30	74.00	-16.70	9.02	3	Vertical	127	2.97	-
PK	5.2394G	113.07	Inf	-Inf	8.87	3	Vertical	127	2.97	-
PK	5.3594G	57.01	74.00	-16.99	8.90	3	Vertical	127	2.97	-

802.11a_Nss1,(6Mbps)_1TX

22/05/2019

5240MHz_TX

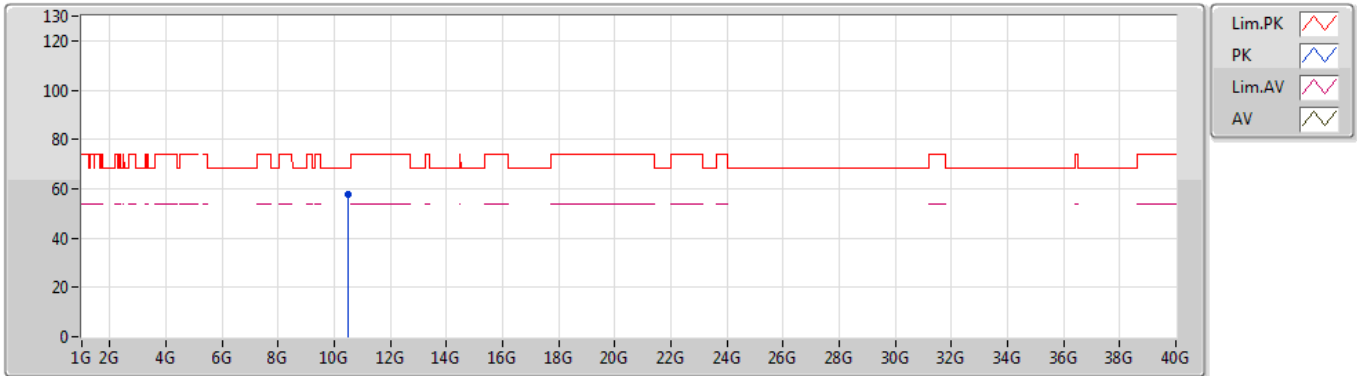


Type	Freq (Hz)	Level (dBuV/m)	Limit (dBuV/m)	Margin (dB)	Factor (dB)	Dist (m)	Condition	Azimuth (°)	Height (m)	Comment
AV	5.1308G	44.82	54.00	-9.18	9.03	3	Horizontal	135	1.12	-
AV	5.2412G	103.45	Inf	-Inf	8.87	3	Horizontal	135	1.12	-
AV	5.3582G	45.08	54.00	-8.92	8.90	3	Horizontal	135	1.12	-
PK	5.0984G	56.46	74.00	-17.54	9.05	3	Horizontal	135	1.12	-
PK	5.2412G	111.77	Inf	-Inf	8.87	3	Horizontal	135	1.12	-
PK	5.3624G	56.46	74.00	-17.54	8.90	3	Horizontal	135	1.12	-

802.11a_Nss1,(6Mbps)_1TX

23/05/2019

5240MHz_TX

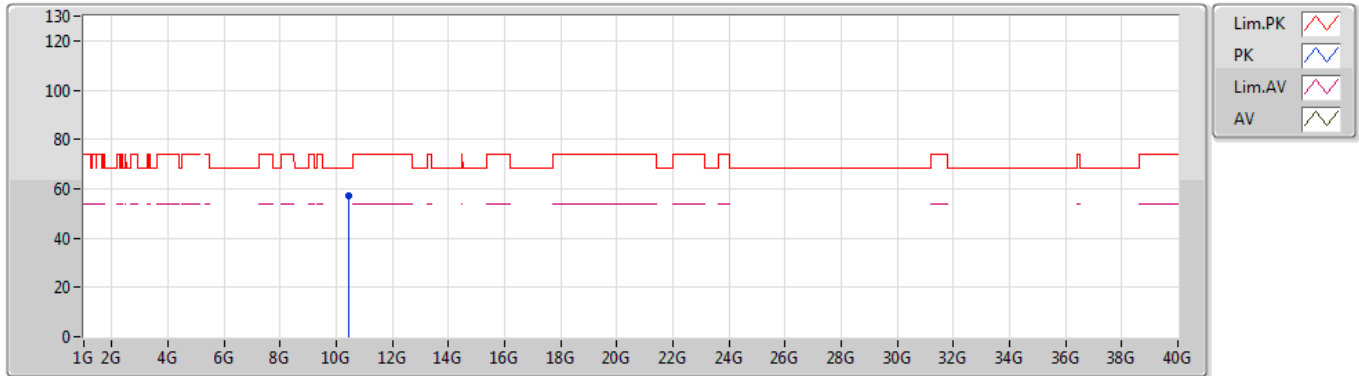


Type	Freq (Hz)	Level (dBuV/m)	Limit (dBuV/m)	Margin (dB)	Factor (dB)	Dist (m)	Condition	Azimuth (°)	Height (m)	Comment
PK	10.47988G	57.65	68.20	-10.55	19.33	3	Vertical	291	1.50	-

802.11a_Nss1,(6Mbps)_1TX

23/05/2019

5240MHz_TX

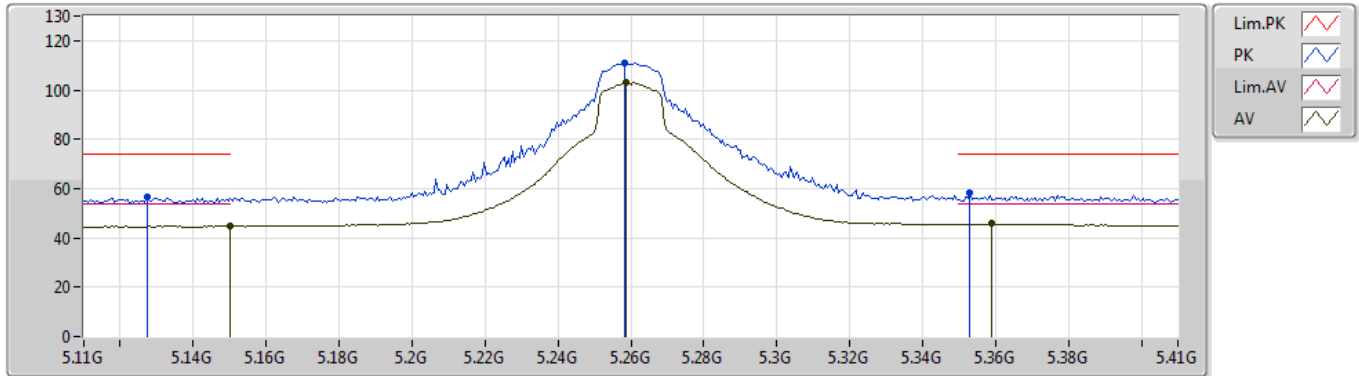


Type	Freq (Hz)	Level (dBuV/m)	Limit (dBuV/m)	Margin (dB)	Factor (dB)	Dist (m)	Condition	Azimuth (°)	Height (m)	Comment
PK	10.4659G	57.26	68.20	-10.94	19.31	3	Horizontal	89	1.50	-

802.11a_Nss1,(6Mbps)_1TX

22/05/2019

5260MHz_TX

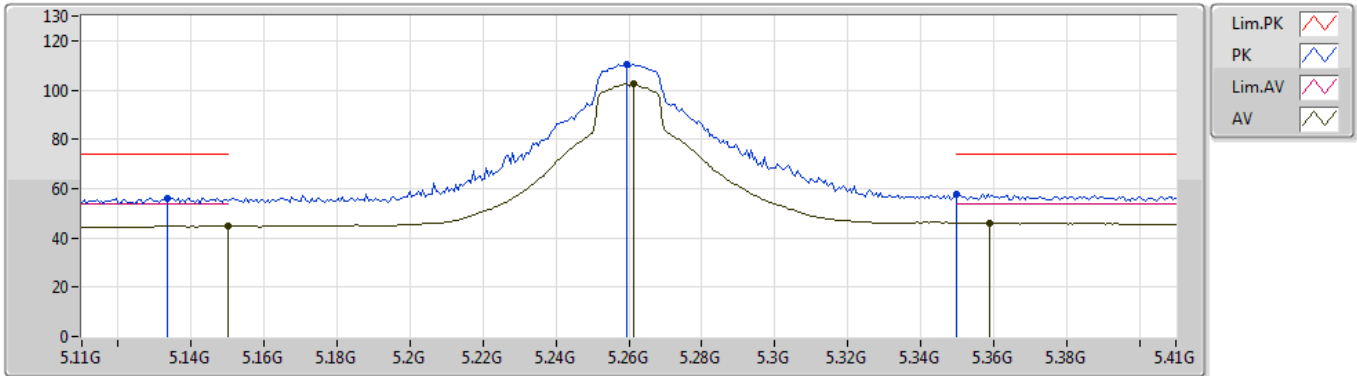


Type	Freq (Hz)	Level (dBuV/m)	Limit (dBuV/m)	Margin (dB)	Factor (dB)	Dist (m)	Condition	Azimuth (°)	Height (m)	Comment
AV	5.15G	44.95	54.00	-9.05	9.01	3	Vertical	128	2.94	-
AV	5.2588G	102.83	Inf	-Inf	8.83	3	Vertical	128	2.94	-
AV	5.359G	45.68	54.00	-8.32	8.90	3	Vertical	128	2.94	-
PK	5.1274G	56.48	74.00	-17.52	9.04	3	Vertical	128	2.94	-
PK	5.2582G	111.18	Inf	-Inf	8.84	3	Vertical	128	2.94	-
PK	5.353G	58.17	74.00	-15.83	8.89	3	Vertical	128	2.94	-

802.11a_Nss1,(6Mbps)_1TX

22/05/2019

5260MHz_TX

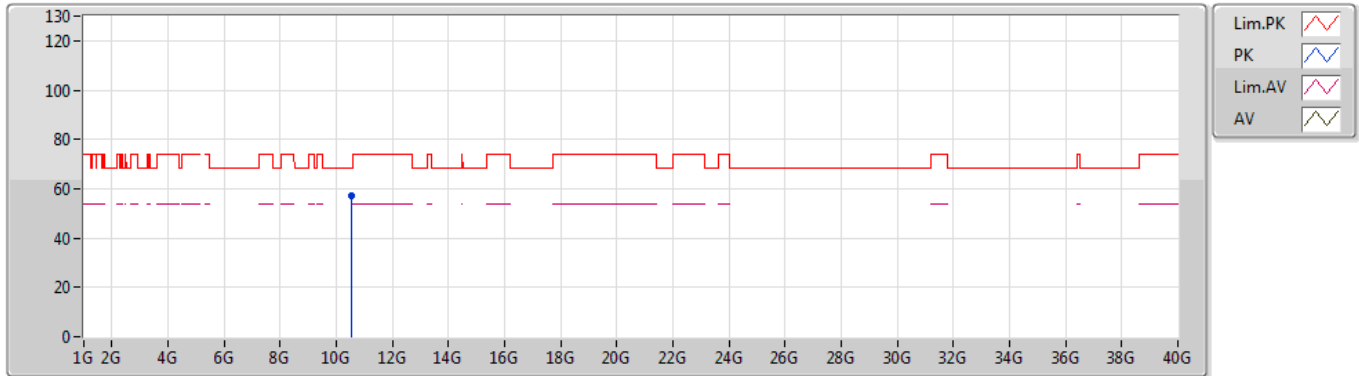


Type	Freq (Hz)	Level (dBuV/m)	Limit (dBuV/m)	Margin (dB)	Factor (dB)	Dist (m)	Condition	Azimuth (°)	Height (m)	Comment
AV	5.15G	44.95	54.00	-9.05	9.01	3	Horizontal	43	1.09	-
AV	5.2612G	110.24	Inf	-Inf	8.83	3	Horizontal	43	1.09	-
AV	5.359G	46.13	54.00	-7.87	8.90	3	Horizontal	43	1.09	-
PK	5.1334G	56.19	74.00	-17.81	9.02	3	Horizontal	43	1.09	-
PK	5.2594G	110.24	Inf	-Inf	8.83	3	Horizontal	43	1.09	-
PK	5.35G	57.64	74.00	-16.36	8.88	3	Horizontal	43	1.09	-

802.11a_Nss1,(6Mbps)_1TX

23/05/2019

5260MHz_TX

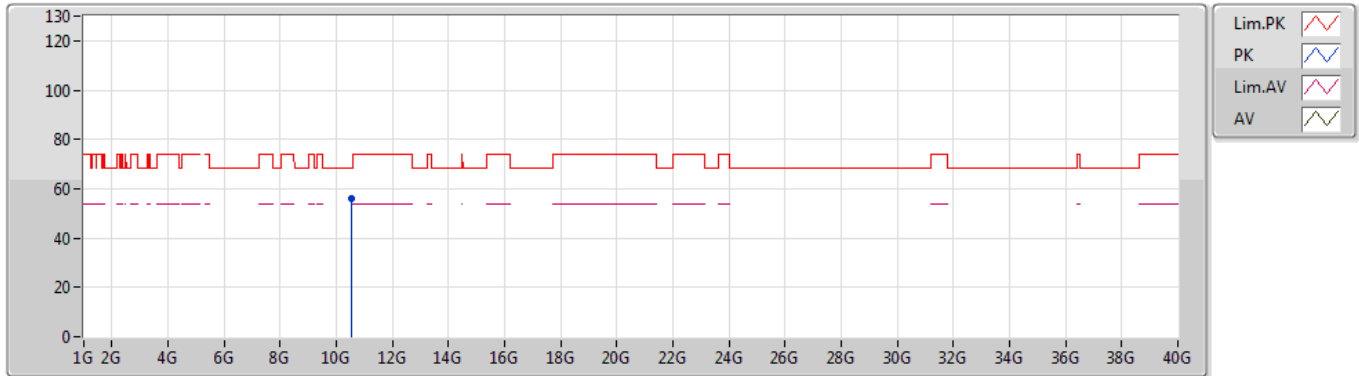


Type	Freq (Hz)	Level (dBuV/m)	Limit (dBuV/m)	Margin (dB)	Factor (dB)	Dist (m)	Condition	Azimuth (°)	Height (m)	Comment
PK	10.52098G	57.20	68.20	-11.00	19.40	3	Vertical	289	1.45	-

802.11a_Nss1,(6Mbps)_1TX

23/05/2019

5260MHz_TX

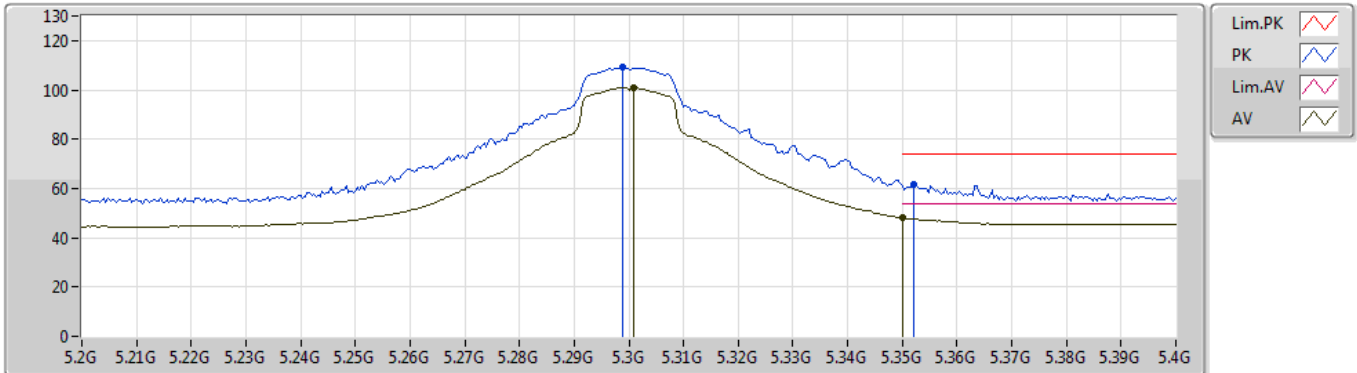


Type	Freq (Hz)	Level (dBuV/m)	Limit (dBuV/m)	Margin (dB)	Factor (dB)	Dist (m)	Condition	Azimuth (°)	Height (m)	Comment
PK	10.52171G	56.16	68.20	-12.04	19.40	3	Horizontal	26	1.50	-

802.11a_Nss1,(6Mbps)_1TX

22/05/2019

5300MHz_TX

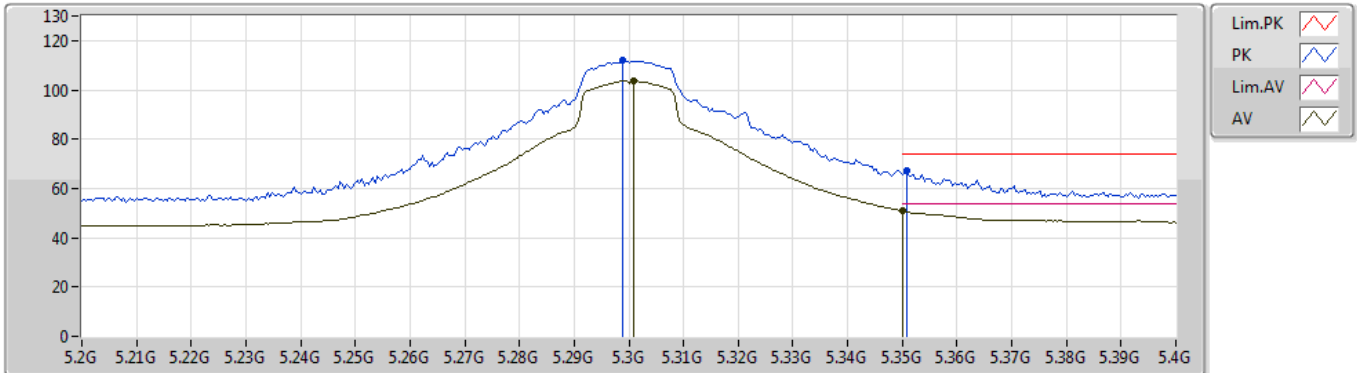


Type	Freq (Hz)	Level (dBuV/m)	Limit (dBuV/m)	Margin (dB)	Factor (dB)	Dist (m)	Condition	Azimuth (°)	Height (m)	Comment
AV	5.3008G	101.03	Inf	-Inf	8.73	3	Vertical	139	2.92	-
AV	5.35G	48.04	54.00	-5.96	8.88	3	Vertical	139	2.92	-
PK	5.2988G	109.22	Inf	-Inf	8.73	3	Vertical	139	2.92	-
PK	5.352G	61.83	74.00	-12.17	8.88	3	Vertical	139	2.92	-

802.11a_Nss1,(6Mbps)_1TX

22/05/2019

5300MHz_TX

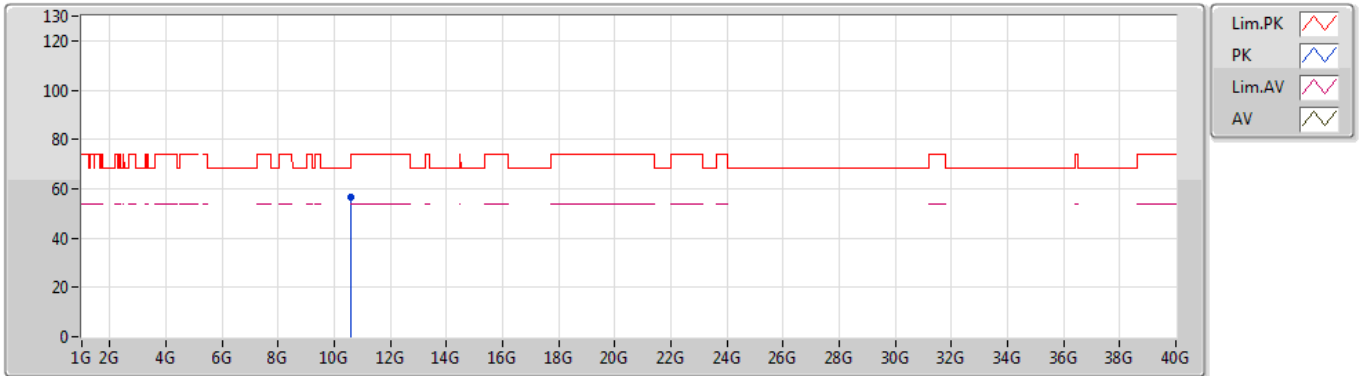


Type	Freq (Hz)	Level (dBuV/m)	Limit (dBuV/m)	Margin (dB)	Factor (dB)	Dist (m)	Condition	Azimuth (°)	Height (m)	Comment
AV	5.3008G	103.74	Inf	-Inf	8.73	3	Horizontal	42	1.05	-
AV	5.35G	50.73	54.00	-3.27	8.88	3	Horizontal	42	1.05	-
PK	5.2988G	112.01	Inf	-Inf	8.73	3	Horizontal	42	1.05	-
PK	5.3508G	67.29	74.00	-6.71	8.88	3	Horizontal	42	1.05	-

802.11a_Nss1,(6Mbps)_1TX

23/05/2019

5300MHz_TX

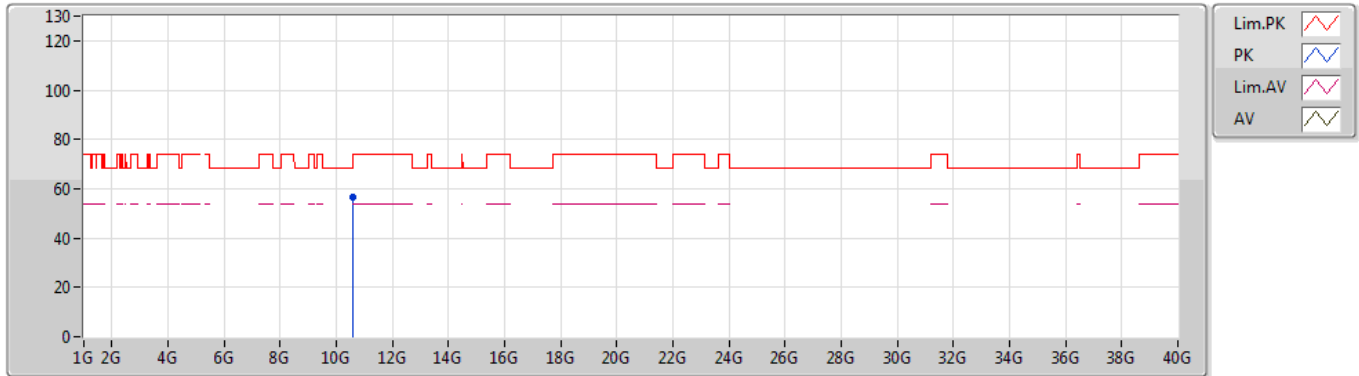


Type	Freq (Hz)	Level (dBuV/m)	Limit (dBuV/m)	Margin (dB)	Factor (dB)	Dist (m)	Condition	Azimuth (°)	Height (m)	Comment
PK	10.5949G	56.38	68.20	-11.82	19.52	3	Vertical	234	1.32	-

802.11a_Nss1,(6Mbps)_1TX

23/05/2019

5300MHz_TX

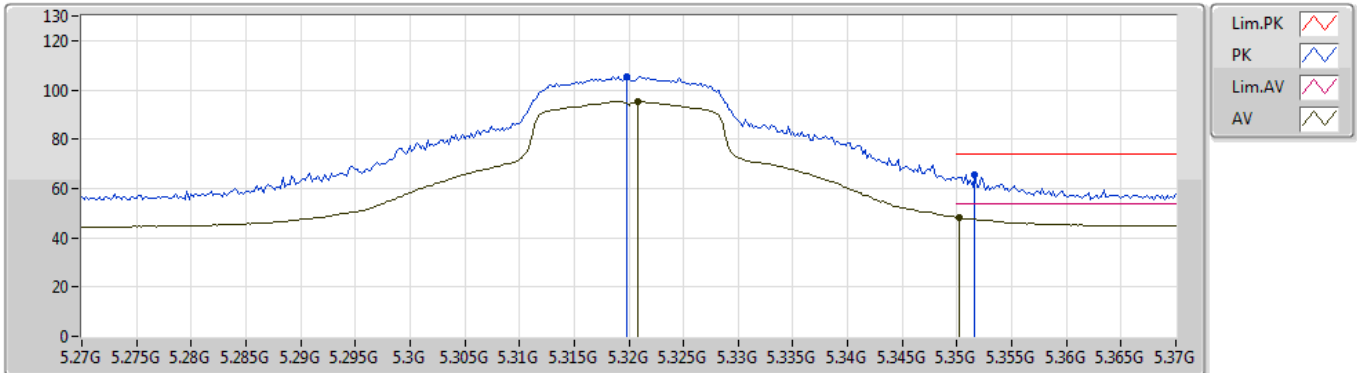


Type	Freq (Hz)	Level (dBuV/m)	Limit (dBuV/m)	Margin (dB)	Factor (dB)	Dist (m)	Condition	Azimuth (°)	Height (m)	Comment
PK	10.6057G	56.48	74.00	-17.52	19.54	3	Horizontal	262	1.50	-

802.11a_Nss1,(6Mbps)_1TX

22/05/2019

5320MHz_TX

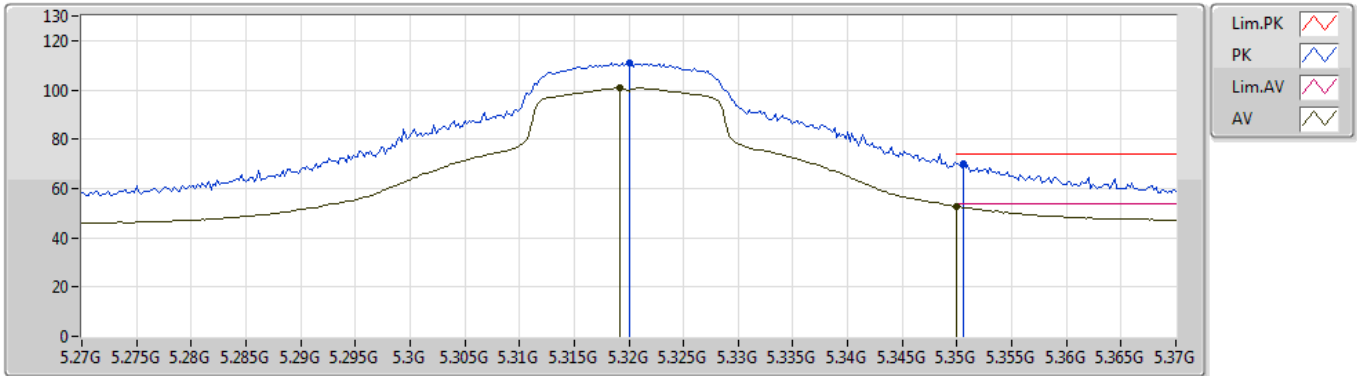


Type	Freq (Hz)	Level (dBuV/m)	Limit (dBuV/m)	Margin (dB)	Factor (dB)	Dist (m)	Condition	Azimuth (°)	Height (m)	Comment
AV	5.3208G	95.22	Inf	-Inf	4.52	3	Vertical	133	2.24	-
AV	5.3502G	48.19	54.00	-5.81	4.59	3	Vertical	133	2.24	-
PK	5.3198G	105.30	Inf	-Inf	4.52	3	Vertical	133	2.24	-
PK	5.3516G	65.58	74.00	-8.42	4.59	3	Vertical	133	2.24	-

802.11a_Nss1,(6Mbps)_1TX

22/05/2019

5320MHz_TX

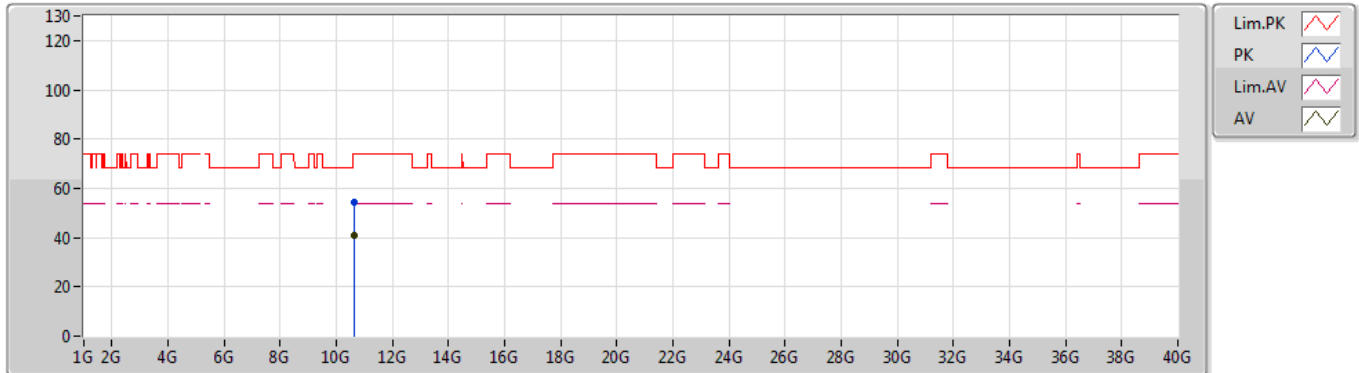


Type	Freq (Hz)	Level (dBuV/m)	Limit (dBuV/m)	Margin (dB)	Factor (dB)	Dist (m)	Condition	Azimuth (°)	Height (m)	Comment
AV	5.3192G	100.81	Inf	-Inf	4.52	3	Horizontal	77	1.01	-
AV	5.35G	52.57	54.00	-1.43	4.59	3	Horizontal	77	1.01	-
PK	5.32G	111.19	Inf	-Inf	4.52	3	Horizontal	77	1.01	-
PK	5.3506G	70.27	74.00	-3.73	4.59	3	Horizontal	77	1.01	-

802.11a_Nss1,(6Mbps)_1TX

22/05/2019

5320MHz_TX

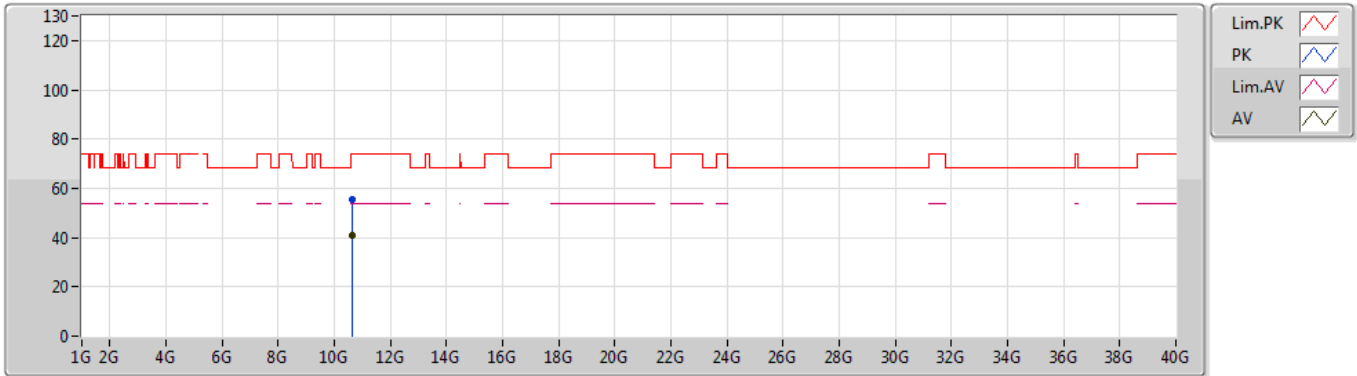


Type	Freq (Hz)	Level (dBuV/m)	Limit (dBuV/m)	Margin (dB)	Factor (dB)	Dist (m)	Condition	Azimuth (°)	Height (m)	Comment
AV	10.64144G	40.90	54.00	-13.10	15.28	3	Vertical	207	2.48	-
PK	10.6415G	54.43	74.00	-19.57	15.28	3	Vertical	207	2.48	-

802.11a_Nss1,(6Mbps)_1TX

22/05/2019

5320MHz_TX

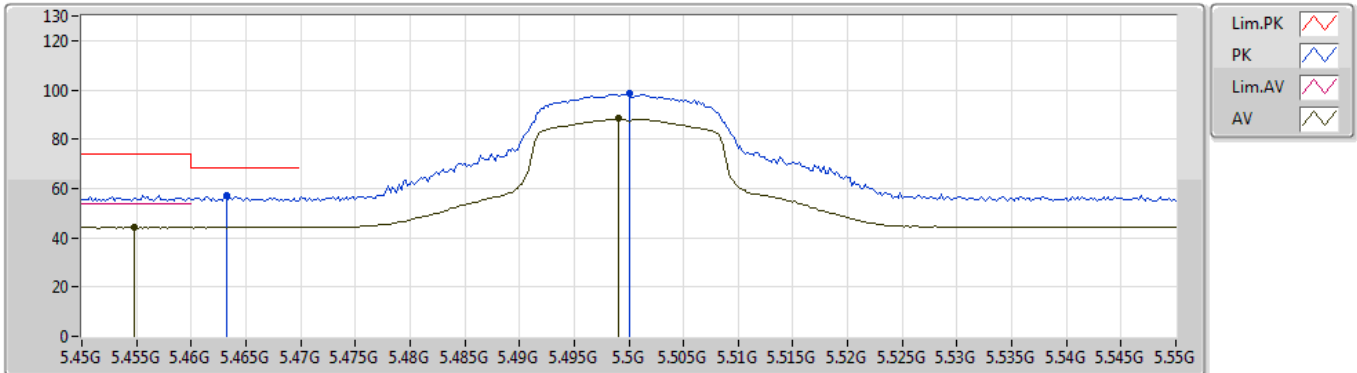


Type	Freq (Hz)	Level (dBuV/m)	Limit (dBuV/m)	Margin (dB)	Factor (dB)	Dist (m)	Condition	Azimuth (°)	Height (m)	Comment
AV	10.64243G	40.99	54.00	-13.01	15.28	3	Horizontal	210	1.37	-
PK	10.64107G	55.49	74.00	-18.51	15.28	3	Horizontal	210	1.37	-

802.11a_Nss1,(6Mbps)_1TX

22/05/2019

5500MHz_TX

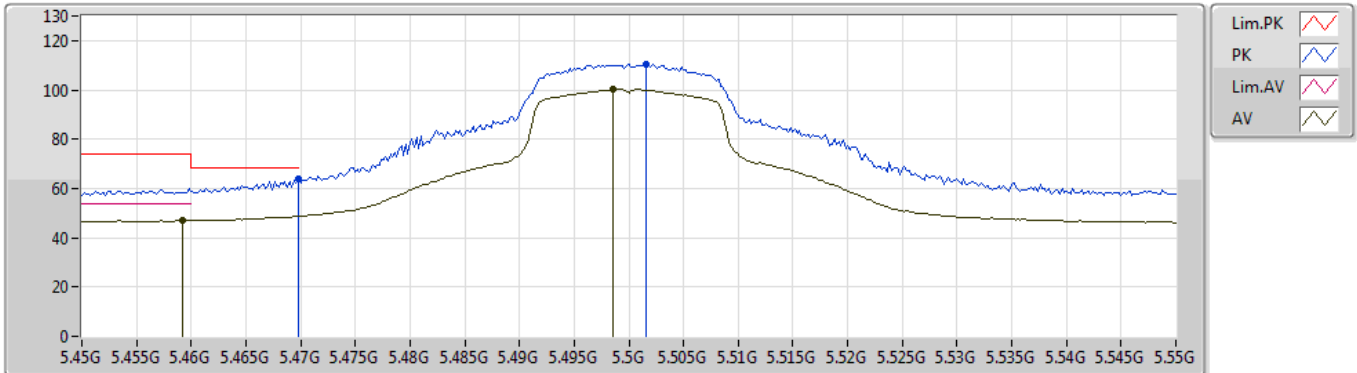


Type	Freq (Hz)	Level (dBuV/m)	Limit (dBuV/m)	Margin (dB)	Factor (dB)	Dist (m)	Condition	Azimuth (°)	Height (m)	Comment
AV	5.4548G	44.19	54.00	-9.81	4.78	3	Vertical	182	1.48	-
AV	5.499G	88.26	Inf	-Inf	4.86	3	Vertical	182	1.48	-
PK	5.4632G	57.17	68.20	-11.03	4.80	3	Vertical	182	1.48	-
PK	5.5G	98.45	Inf	-Inf	4.87	3	Vertical	182	1.48	-

802.11a_Nss1,(6Mbps)_1TX

22/05/2019

5500MHz_TX

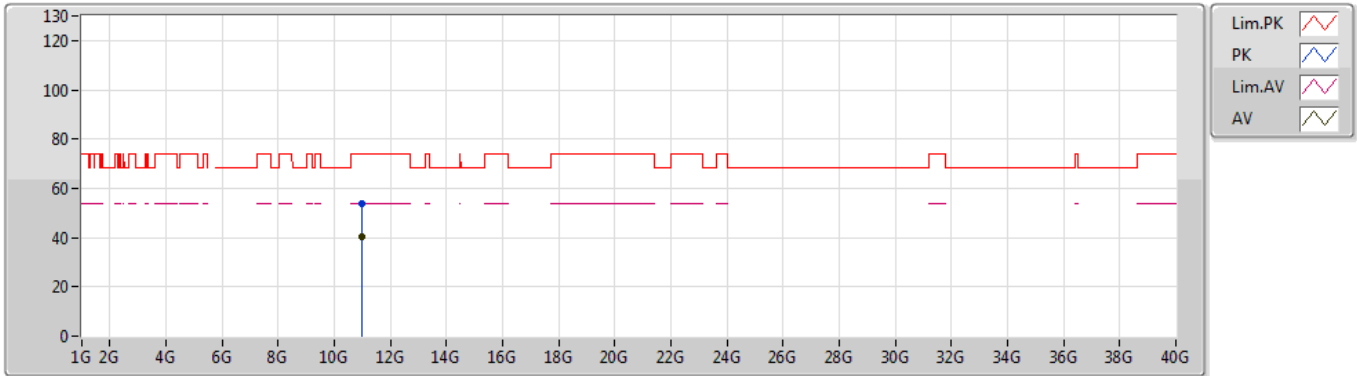


Type	Freq (Hz)	Level (dBuV/m)	Limit (dBuV/m)	Margin (dB)	Factor (dB)	Dist (m)	Condition	Azimuth (°)	Height (m)	Comment
AV	5.4592G	46.97	54.00	-7.03	4.79	3	Horizontal	54	1.04	-
AV	5.4986G	100.33	Inf	-Inf	4.86	3	Horizontal	54	1.04	-
PK	5.4698G	64.00	68.20	-4.20	4.81	3	Horizontal	54	1.04	-
PK	5.5016G	110.52	Inf	-Inf	4.87	3	Horizontal	54	1.04	-

802.11a_Nss1,(6Mbps)_1TX

22/05/2019

5500MHz_TX

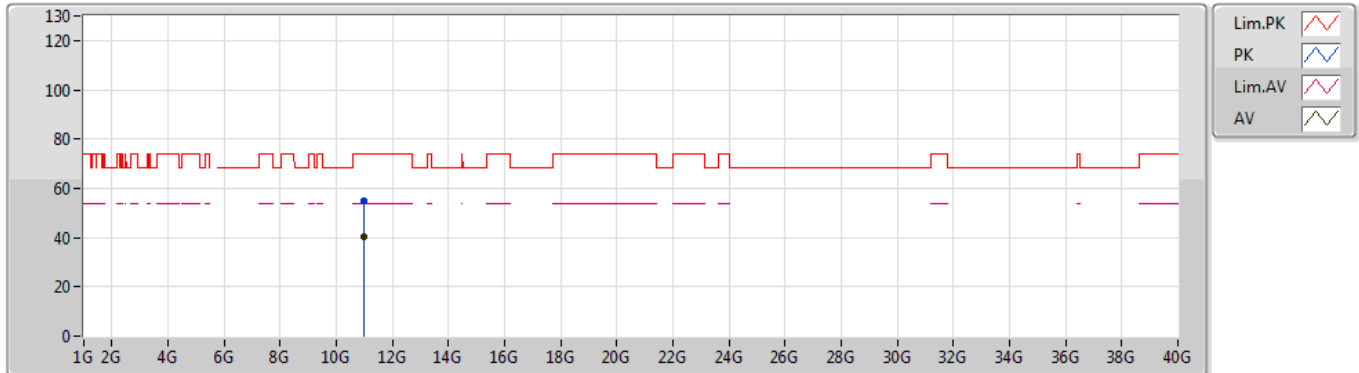


Type	Freq (Hz)	Level (dBuV/m)	Limit (dBuV/m)	Margin (dB)	Factor (dB)	Dist (m)	Condition	Azimuth (°)	Height (m)	Comment
AV	11.00155G	40.60	54.00	-13.40	16.07	3	Vertical	185	1.27	-
PK	11.00157G	53.85	74.00	-20.15	16.07	3	Vertical	185	1.27	-

802.11a_Nss1,(6Mbps)_1TX

22/05/2019

5500MHz_TX

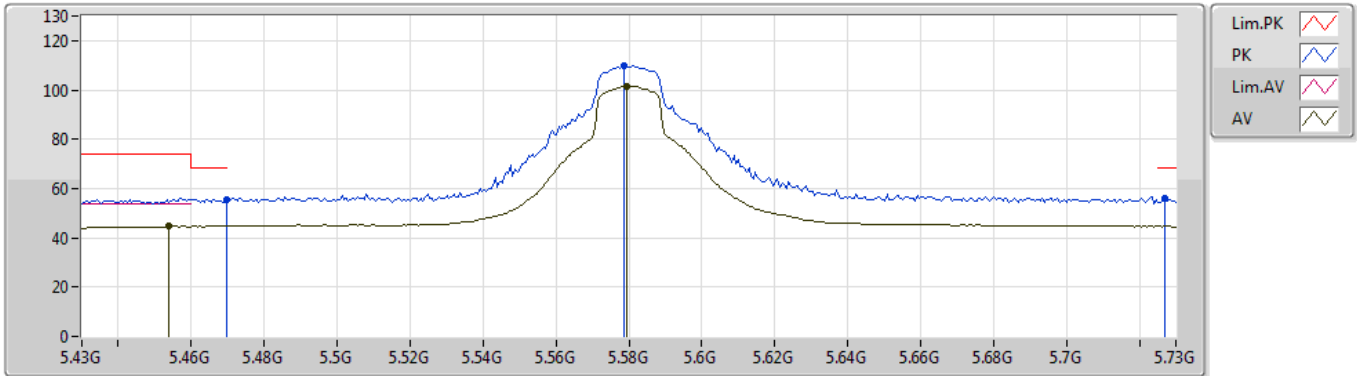


Type	Freq (Hz)	Level (dBuV/m)	Limit (dBuV/m)	Margin (dB)	Factor (dB)	Dist (m)	Condition	Azimuth (°)	Height (m)	Comment
AV	10.99956G	40.62	54.00	-13.38	16.07	3	Horizontal	269	1.05	-
PK	10.99872G	54.78	74.00	-19.22	16.07	3	Horizontal	269	1.40	-

802.11a_Nss1,(6Mbps)_1TX

22/05/2019

5580MHz_TX

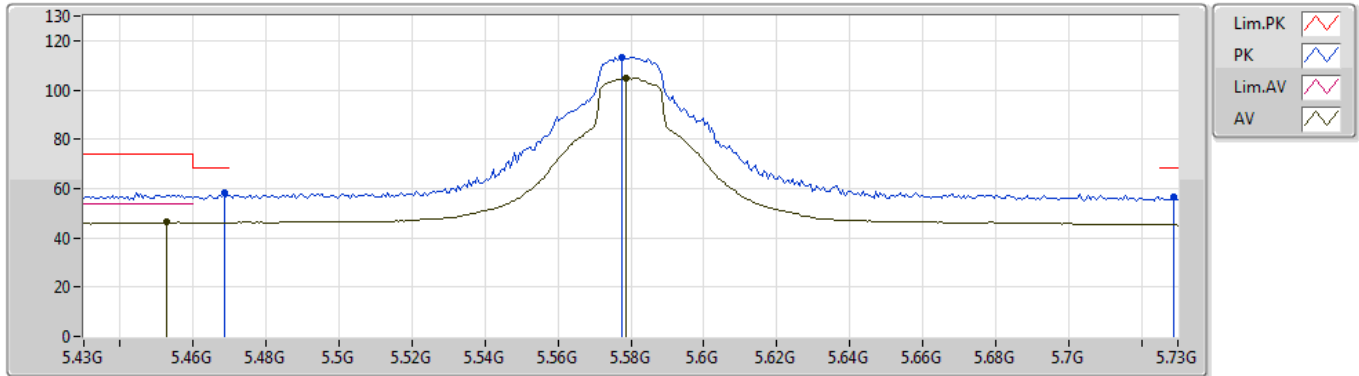


Type	Freq (Hz)	Level (dBuV/m)	Limit (dBuV/m)	Margin (dB)	Factor (dB)	Dist (m)	Condition	Azimuth (°)	Height (m)	Comment
AV	5.454G	44.61	54.00	-9.39	9.27	3	Vertical	101	2.99	-
AV	5.5794G	101.70	Inf	-Inf	9.35	3	Vertical	101	2.99	-
PK	5.4696G	55.62	68.20	-12.58	9.34	3	Vertical	101	2.99	-
PK	5.5788G	109.78	Inf	-Inf	9.35	3	Vertical	101	2.99	-
PK	5.727G	55.86	68.20	-12.34	9.48	3	Vertical	101	2.99	-

802.11a_Nss1,(6Mbps)_1TX

22/05/2019

5580MHz_TX

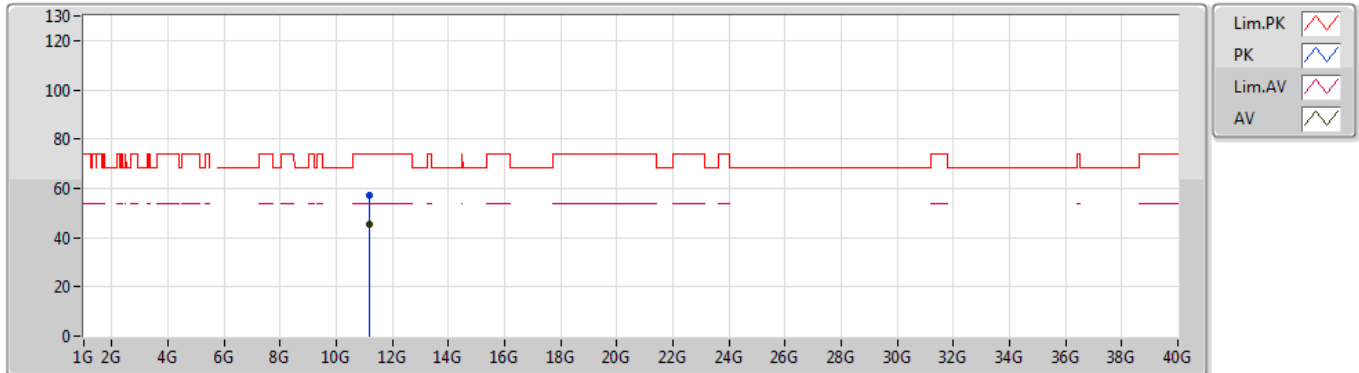


Type	Freq (Hz)	Level (dBuV/m)	Limit (dBuV/m)	Margin (dB)	Factor (dB)	Dist (m)	Condition	Azimuth (°)	Height (m)	Comment
AV	5.4528G	46.25	54.00	-7.75	9.26	3	Horizontal	46	1.21	-
AV	5.5788G	105.00	Inf	-Inf	9.35	3	Horizontal	46	1.21	-
PK	5.4684G	58.05	68.20	-10.15	9.33	3	Horizontal	46	1.21	-
PK	5.5776G	113.12	Inf	-Inf	9.34	3	Horizontal	46	1.21	-
PK	5.7288G	56.49	68.20	-11.71	9.49	3	Horizontal	46	1.21	-

802.11a_Nss1,(6Mbps)_1TX

23/05/2019

5580MHz_TX

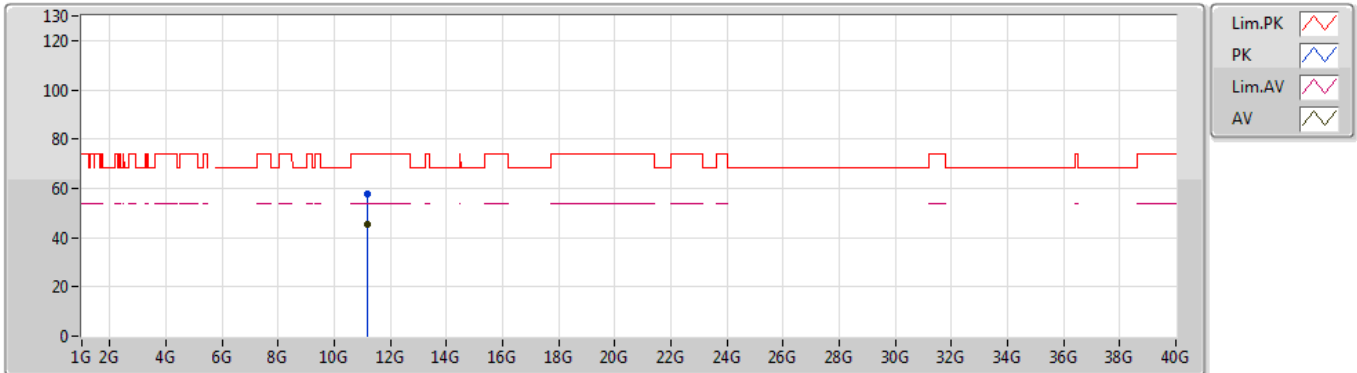


Type	Freq (Hz)	Level (dBuV/m)	Limit (dBuV/m)	Margin (dB)	Factor (dB)	Dist (m)	Condition	Azimuth (°)	Height (m)	Comment
AV	11.1591G	45.22	54.00	-8.78	20.07	3	Vertical	343	1.50	-
PK	11.1558G	57.40	74.00	-16.60	20.07	3	Vertical	343	1.50	-

802.11a_Nss1,(6Mbps)_1TX

23/05/2019

5580MHz_TX

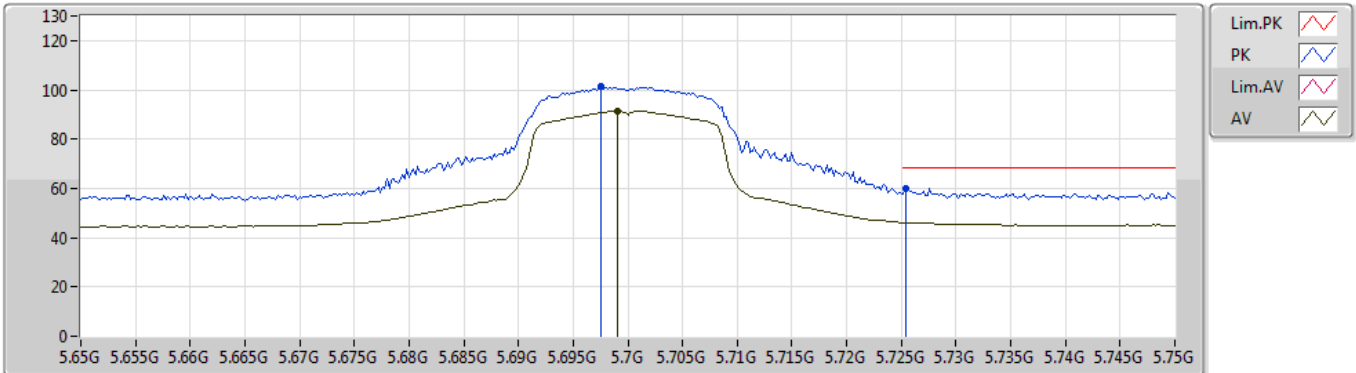


Type	Freq (Hz)	Level (dBuV/m)	Limit (dBuV/m)	Margin (dB)	Factor (dB)	Dist (m)	Condition	Azimuth (°)	Height (m)	Comment
AV	11.1687G	45.30	54.00	-8.70	20.06	3	Horizontal	8	1.50	-
PK	11.16138G	57.94	74.00	-16.06	20.07	3	Horizontal	8	1.50	-

802.11a_Nss1,(6Mbps)_1TX

22/05/2019

5700MHz_TX

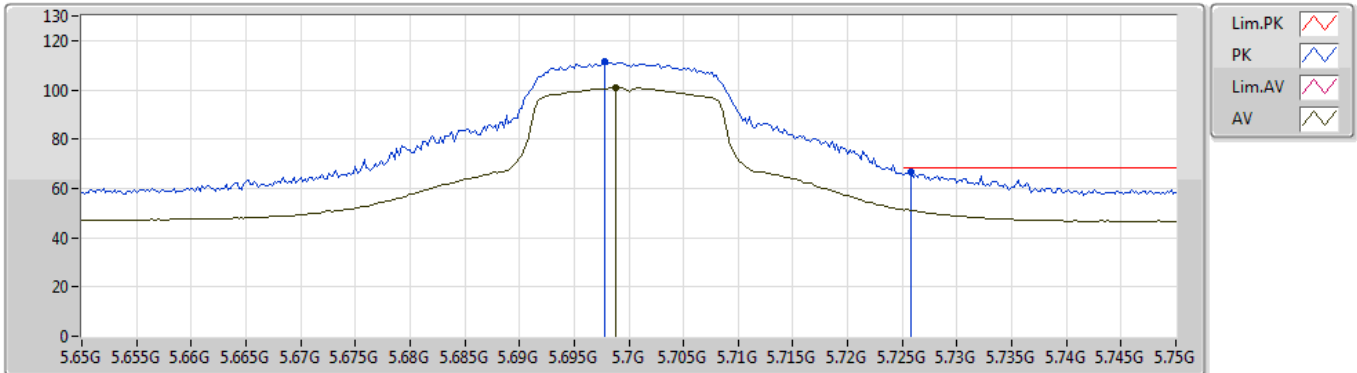


Type	Freq (Hz)	Level (dBuV/m)	Limit (dBuV/m)	Margin (dB)	Factor (dB)	Dist (m)	Condition	Azimuth (°)	Height (m)	Comment
AV	5.699G	91.28	Inf	-Inf	5.23	3	Vertical	183	1.49	-
PK	5.6976G	101.35	Inf	-Inf	5.23	3	Vertical	183	1.49	-
PK	5.7254G	59.78	68.20	-8.42	5.28	3	Vertical	183	1.49	-

802.11a_Nss1,(6Mbps)_1TX

22/05/2019

5700MHz_TX

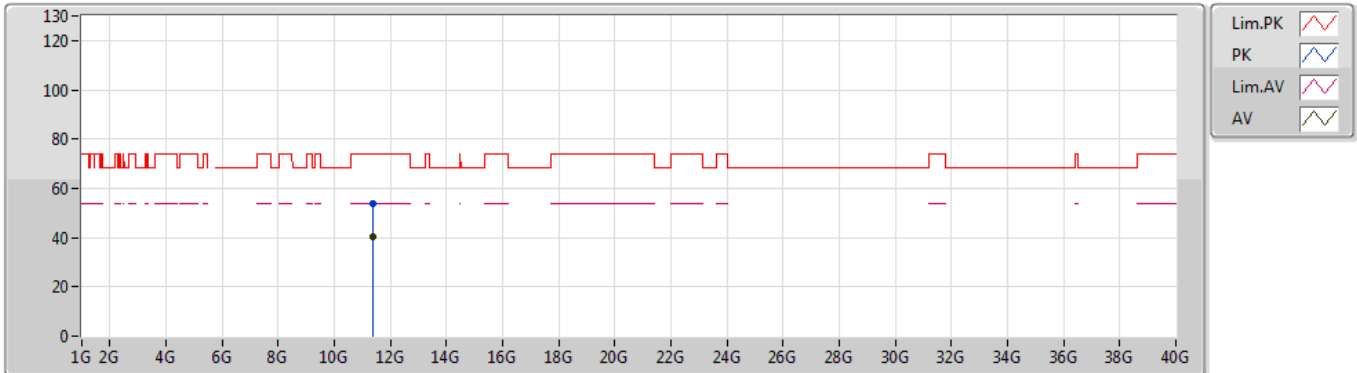


Type	Freq (Hz)	Level (dBuV/m)	Limit (dBuV/m)	Margin (dB)	Factor (dB)	Dist (m)	Condition	Azimuth (°)	Height (m)	Comment
AV	5.6988G	100.85	Inf	-Inf	5.23	3	Horizontal	54	1.05	-
PK	5.6978G	111.27	Inf	-Inf	5.23	3	Horizontal	54	1.05	-
PK	5.7258G	66.85	68.20	-1.35	5.28	3	Horizontal	54	1.05	-

802.11a_Nss1,(6Mbps)_1TX

22/05/2019

5700MHz_TX

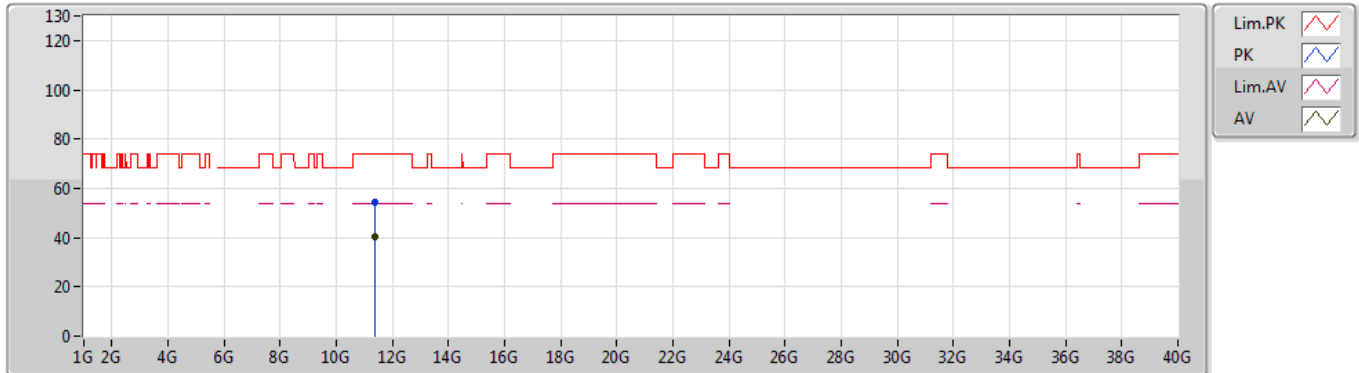


Type	Freq (Hz)	Level (dBuV/m)	Limit (dBuV/m)	Margin (dB)	Factor (dB)	Dist (m)	Condition	Azimuth (°)	Height (m)	Comment
AV	11.40052G	40.24	54.00	-13.76	15.68	3	Vertical	4	1.10	-
PK	11.4009G	53.74	74.00	-20.26	15.68	3	Vertical	4	1.10	-

802.11a_Nss1,(6Mbps)_1TX

22/05/2019

5700MHz_TX

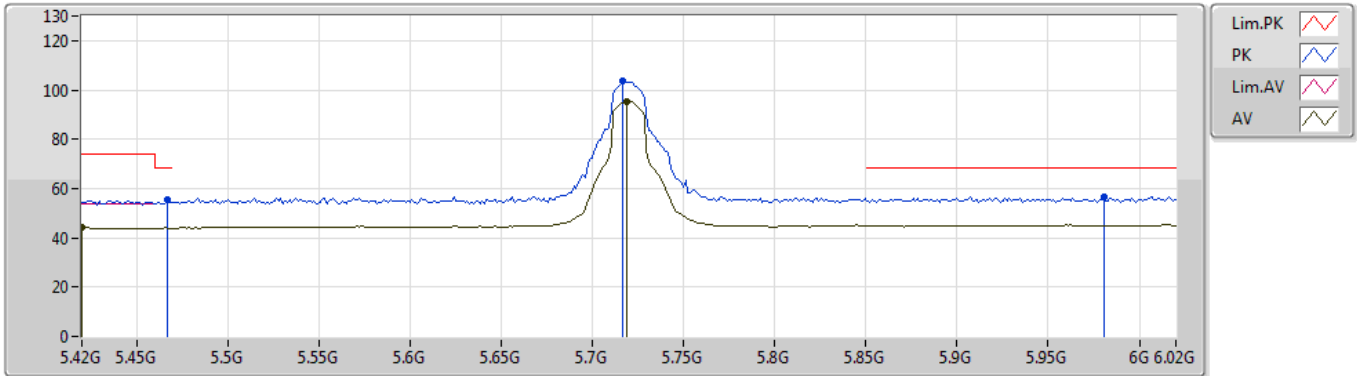


Type	Freq (Hz)	Level (dBuV/m)	Limit (dBuV/m)	Margin (dB)	Factor (dB)	Dist (m)	Condition	Azimuth (°)	Height (m)	Comment
AV	11.39818G	40.28	54.00	-13.72	15.68	3	Horizontal	108	1.06	-
PK	11.40077G	54.46	74.00	-19.54	15.68	3	Horizontal	108	1.06	-

802.11a_Nss1,(6Mbps)_1TX

22/05/2019

5720MHz Straddle 5.47-5.725GHz_TX

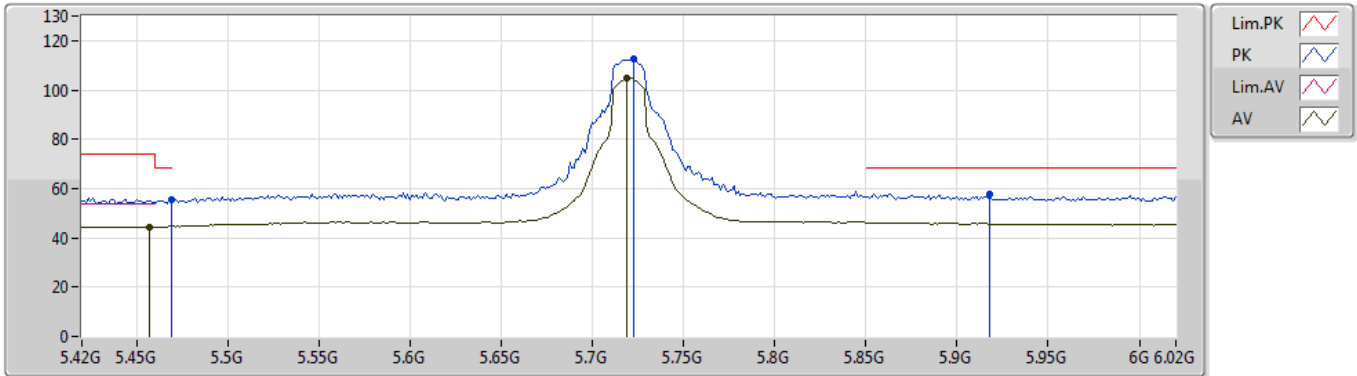


Type	Freq (Hz)	Level (dBuV/m)	Limit (dBuV/m)	Margin (dB)	Factor (dB)	Dist (m)	Condition	Azimuth (°)	Height (m)	Comment
AV	5.42G	44.18	54.00	-9.82	9.11	3	Vertical	169	1.19	-
AV	5.7188G	95.39	Inf	-Inf	9.47	3	Vertical	169	1.19	-
PK	5.4668G	55.70	68.20	-12.50	9.33	3	Vertical	169	1.19	-
PK	5.7164G	103.47	Inf	-Inf	9.46	3	Vertical	169	1.19	-
PK	5.9804G	56.69	68.20	-11.51	10.09	3	Vertical	169	1.19	-

802.11a_Nss1,(6Mbps)_1TX

22/05/2019

5720MHz Straddle 5.47-5.725GHz_TX

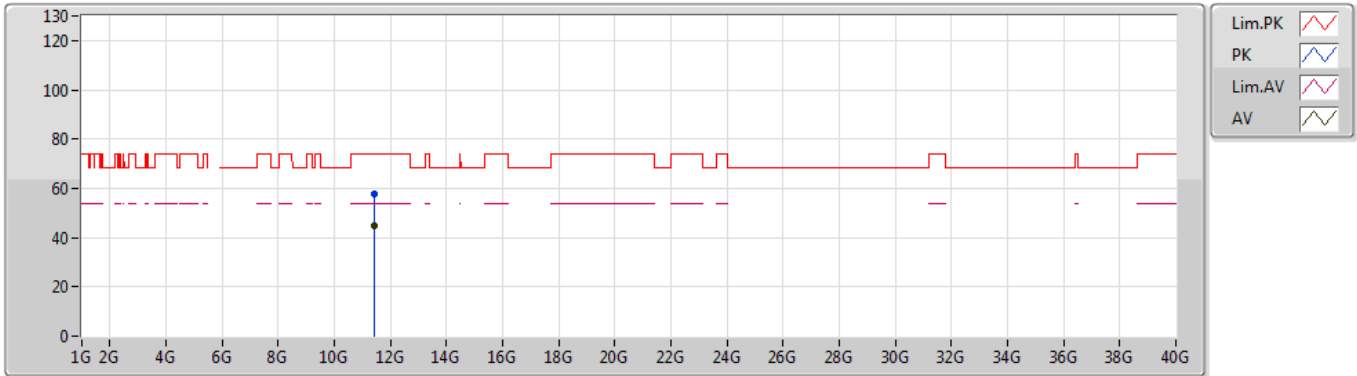


Type	Freq (Hz)	Level (dBuV/m)	Limit (dBuV/m)	Margin (dB)	Factor (dB)	Dist (m)	Condition	Azimuth (°)	Height (m)	Comment
AV	5.4572G	44.48	54.00	-9.52	9.28	3	Horizontal	56	1.10	-
AV	5.7188G	104.83	Inf	-Inf	9.47	3	Horizontal	56	1.10	-
PK	5.4692G	55.45	68.20	-12.75	9.34	3	Horizontal	56	1.10	-
PK	5.7224G	112.86	Inf	-Inf	9.47	3	Horizontal	56	1.10	-
PK	5.918G	57.78	68.20	-10.42	9.98	3	Horizontal	56	1.10	-

802.11a_Nss1,(6Mbps)_1TX

23/05/2019

5720MHz Straddle 5.47-5.725GHz_TX

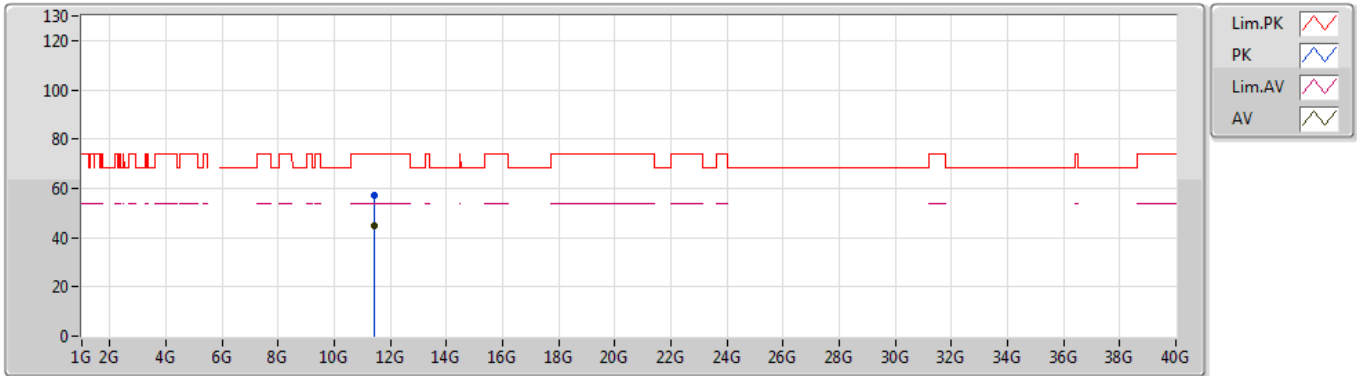


Type	Freq (Hz)	Level (dBuV/m)	Limit (dBuV/m)	Margin (dB)	Factor (dB)	Dist (m)	Condition	Azimuth (°)	Height (m)	Comment
AV	11.44048G	44.92	54.00	-9.08	19.84	3	Vertical	194	1.48	-
PK	11.44636G	57.66	74.00	-16.34	19.84	3	Vertical	194	1.48	-

802.11a_Nss1,(6Mbps)_1TX

23/05/2019

5720MHz Straddle 5.47-5.725GHz_TX

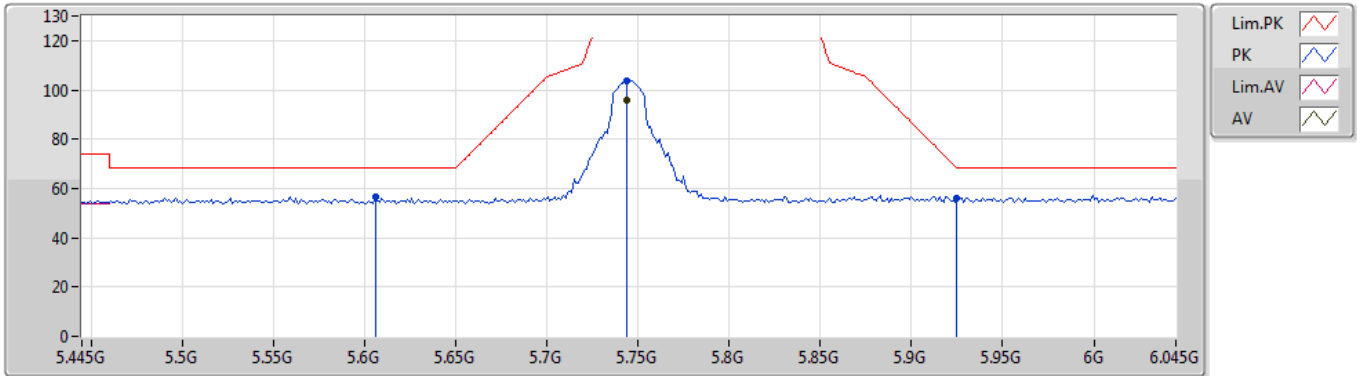


Type	Freq (Hz)	Level (dBuV/m)	Limit (dBuV/m)	Margin (dB)	Factor (dB)	Dist (m)	Condition	Azimuth (°)	Height (m)	Comment
AV	11.42746G	45.03	54.00	-8.97	19.86	3	Horizontal	262	2.22	-
PK	11.4493G	57.17	74.00	-16.83	19.84	3	Horizontal	262	2.22	-

802.11a_Nss1,(6Mbps)_1TX

23/05/2019

5745MHz_TX

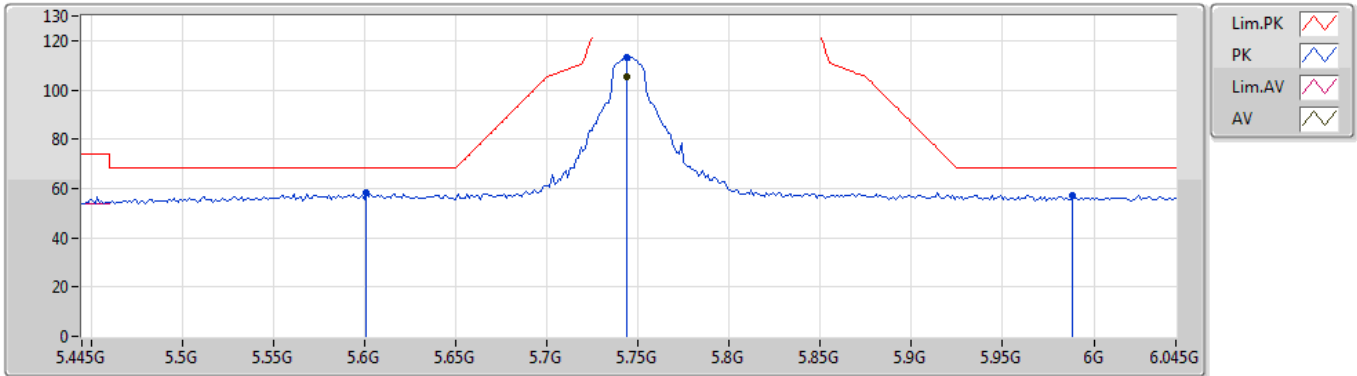


Type	Freq (Hz)	Level (dBuV/m)	Limit (dBuV/m)	Margin (dB)	Factor (dB)	Dist (m)	Condition	Azimuth (°)	Height (m)	Comment
AV	5.7438G	95.88	Inf	-Inf	9.52	3	Vertical	169	1.30	-
PK	5.6058G	56.49	68.20	-11.71	9.32	3	Vertical	169	1.30	-
PK	5.7438G	103.81	Inf	-Inf	9.52	3	Vertical	169	1.30	-
PK	5.925G	56.19	68.20	-12.01	10.00	3	Vertical	169	1.30	-

802.11a_Nss1,(6Mbps)_1TX

23/05/2019

5745MHz_TX

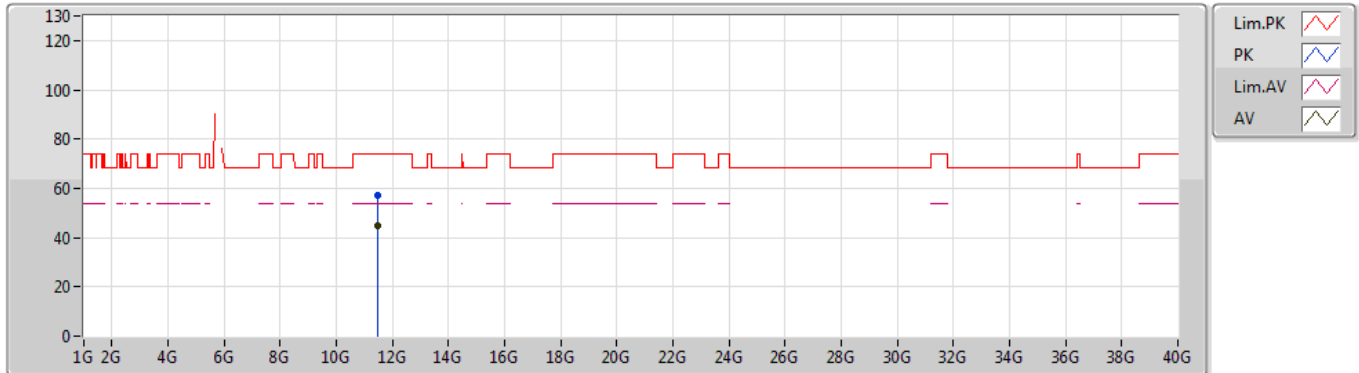


Type	Freq (Hz)	Level (dBuV/m)	Limit (dBuV/m)	Margin (dB)	Factor (dB)	Dist (m)	Condition	Azimuth (°)	Height (m)	Comment
AV	5.7438G	105.18	Inf	-Inf	9.52	3	Horizontal	56	1.07	-
PK	5.601G	58.22	68.20	-9.98	9.31	3	Horizontal	56	1.07	-
PK	5.7438G	113.35	Inf	-Inf	9.52	3	Horizontal	56	1.07	-
PK	5.9886G	57.18	68.20	-11.02	10.10	3	Horizontal	56	1.07	-

802.11a_Nss1,(6Mbps)_1TX

23/05/2019

5745MHz_TX

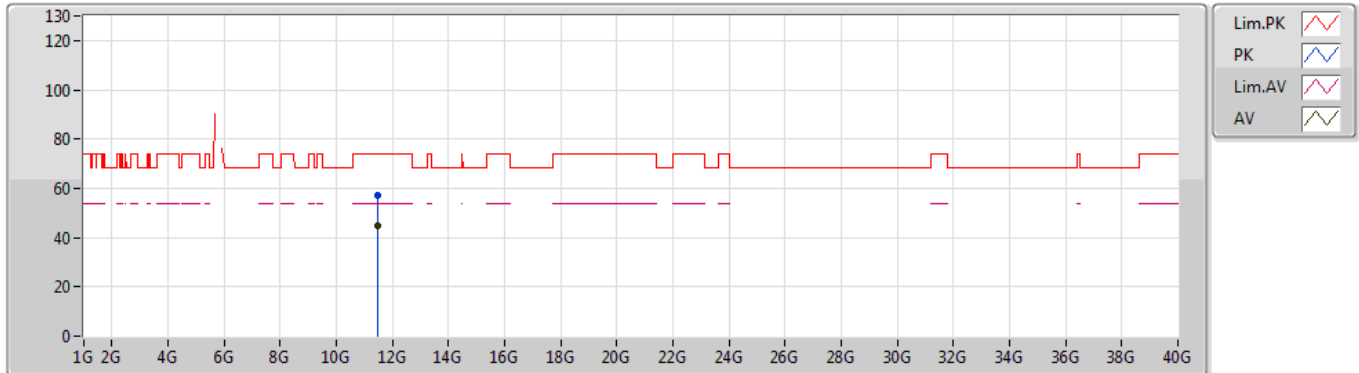


Type	Freq (Hz)	Level (dBuV/m)	Limit (dBuV/m)	Margin (dB)	Factor (dB)	Dist (m)	Condition	Azimuth (°)	Height (m)	Comment
AV	11.48748G	44.73	54.00	-9.27	19.81	3	Vertical	124	2.64	-
PK	11.47674G	57.07	74.00	-16.93	19.82	3	Vertical	124	2.64	-

802.11a_Nss1,(6Mbps)_1TX

23/05/2019

5745MHz_TX

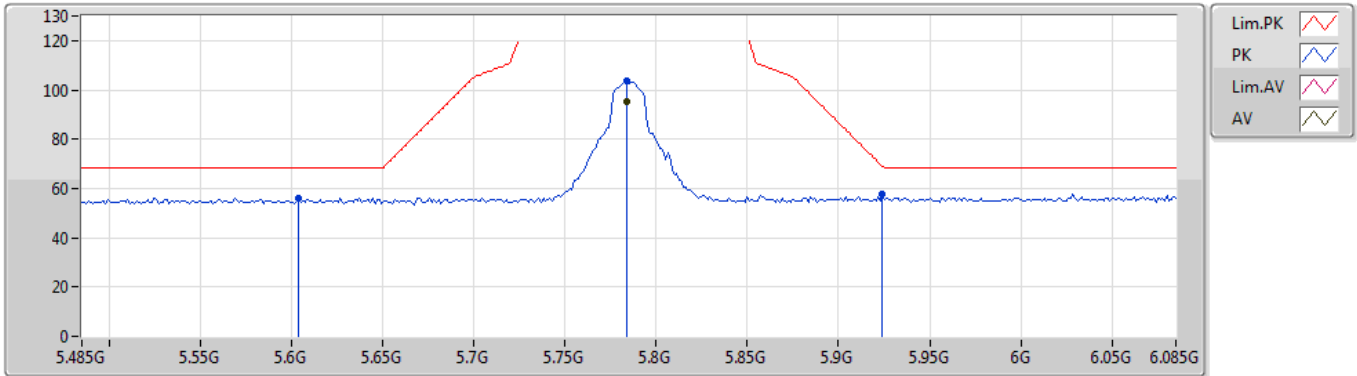


Type	Freq (Hz)	Level (dBuV/m)	Limit (dBuV/m)	Margin (dB)	Factor (dB)	Dist (m)	Condition	Azimuth (°)	Height (m)	Comment
AV	11.49408G	44.60	54.00	-9.40	19.81	3	Horizontal	282	1.50	-
PK	11.4885G	56.88	74.00	-17.12	19.81	3	Horizontal	282	1.50	-

802.11a_Nss1,(6Mbps)_1TX

23/05/2019

5785MHz_TX

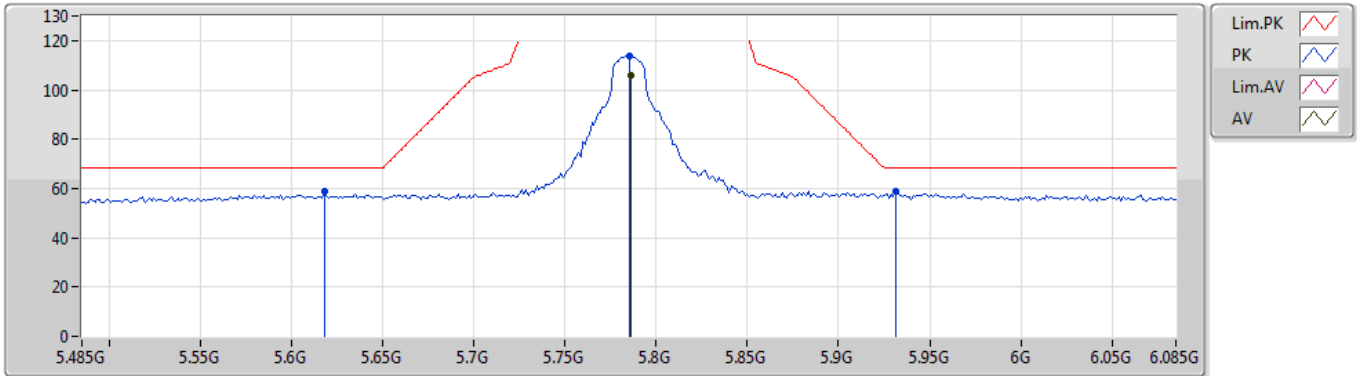


Type	Freq (Hz)	Level (dBuV/m)	Limit (dBuV/m)	Margin (dB)	Factor (dB)	Dist (m)	Condition	Azimuth (°)	Height (m)	Comment
AV	5.7838G	95.46	Inf	-Inf	9.60	3	Vertical	168	1.26	-
PK	5.6038G	56.24	68.20	-11.96	9.31	3	Vertical	168	1.26	-
PK	5.7838G	103.58	Inf	-Inf	9.60	3	Vertical	168	1.26	-
PK	5.9242G	57.55	68.79	-11.24	9.98	3	Vertical	168	1.26	-

802.11a_Nss1,(6Mbps)_1TX

23/05/2019

5785MHz_TX

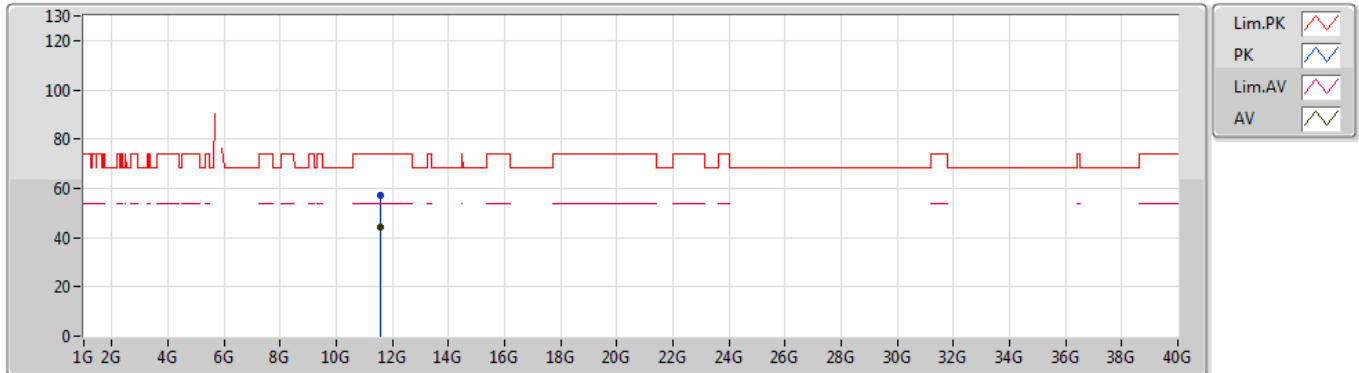


Type	Freq (Hz)	Level (dBuV/m)	Limit (dBuV/m)	Margin (dB)	Factor (dB)	Dist (m)	Condition	Azimuth (°)	Height (m)	Comment
AV	5.7862G	105.69	Inf	-Inf	9.60	3	Horizontal	59	1.01	-
PK	5.6182G	58.64	68.20	-9.56	9.33	3	Horizontal	59	1.01	-
PK	5.785G	113.68	Inf	-Inf	9.60	3	Horizontal	59	1.01	-
PK	5.9314G	58.61	68.20	-9.59	10.00	3	Horizontal	59	1.01	-

802.11a_Nss1,(6Mbps)_1TX

23/05/2019

5785MHz_TX

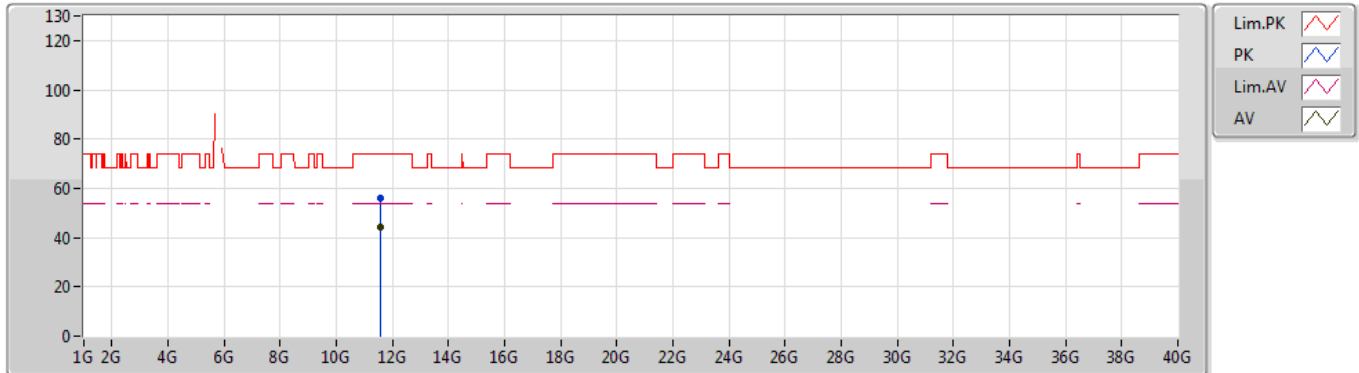


Type	Freq (Hz)	Level (dBuV/m)	Limit (dBuV/m)	Margin (dB)	Factor (dB)	Dist (m)	Condition	Azimuth (°)	Height (m)	Comment
AV	11.57336G	44.27	54.00	-9.73	19.74	3	Vertical	216	1.50	-
PK	11.5562G	56.89	74.00	-17.11	19.76	3	Vertical	216	1.50	-

802.11a_Nss1,(6Mbps)_1TX

23/05/2019

5785MHz_TX

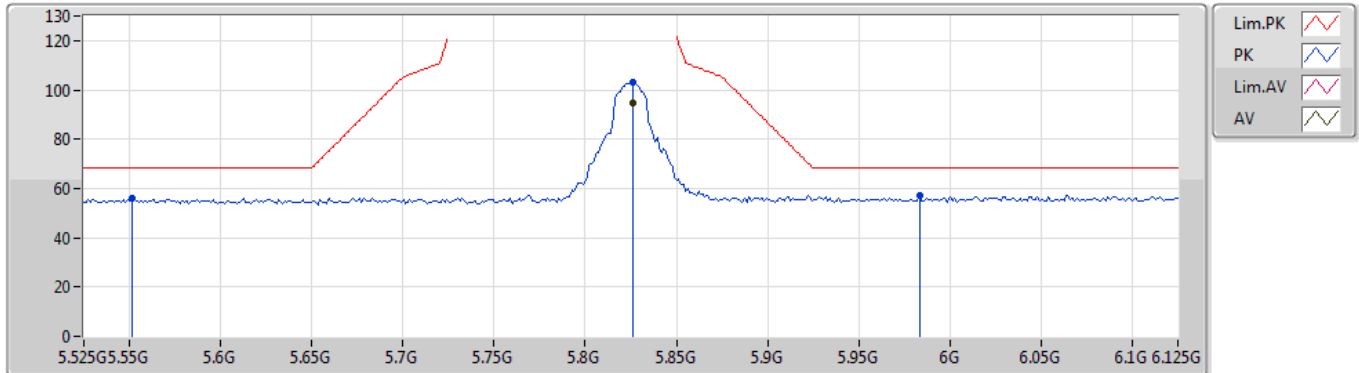


Type	Freq (Hz)	Level (dBuV/m)	Limit (dBuV/m)	Margin (dB)	Factor (dB)	Dist (m)	Condition	Azimuth (°)	Height (m)	Comment
AV	11.55746G	44.24	54.00	-9.76	19.75	3	Horizontal	322	1.40	-
PK	11.56574G	56.31	74.00	-17.69	19.75	3	Horizontal	322	1.40	-

802.11a_Nss1,(6Mbps)_1TX

23/05/2019

5825MHz_TX

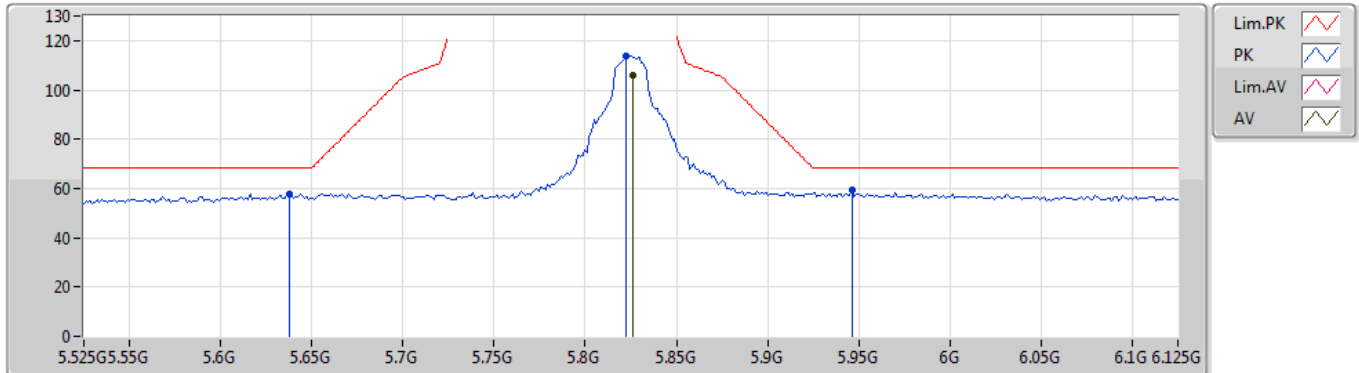


Type	Freq (Hz)	Level (dBuV/m)	Limit (dBuV/m)	Margin (dB)	Factor (dB)	Dist (m)	Condition	Azimuth (°)	Height (m)	Comment
AV	5.8262G	94.97	Inf	-Inf	9.71	3	Vertical	169	1.52	-
PK	5.5514G	56.16	68.20	-12.04	9.39	3	Vertical	169	1.52	-
PK	5.8262G	103.00	Inf	-Inf	9.71	3	Vertical	169	1.52	-
PK	5.9834G	57.09	68.20	-11.11	10.08	3	Vertical	169	1.52	-

802.11a_Nss1,(6Mbps)_1TX

23/05/2019

5825MHz_TX

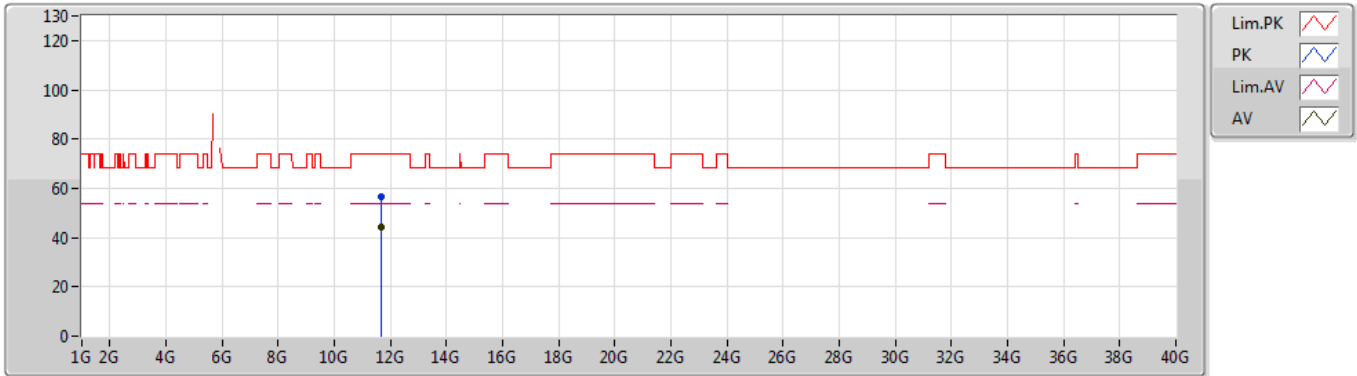


Type	Freq (Hz)	Level (dBuV/m)	Limit (dBuV/m)	Margin (dB)	Factor (dB)	Dist (m)	Condition	Azimuth (°)	Height (m)	Comment
AV	5.8262G	105.67	Inf	-Inf	9.71	3	Horizontal	59	1.09	-
PK	5.6378G	57.90	68.20	-10.30	9.36	3	Horizontal	59	1.09	-
PK	5.8226G	113.58	Inf	-Inf	9.70	3	Horizontal	59	1.09	-
PK	5.9462G	59.13	68.20	-9.07	10.04	3	Horizontal	59	1.09	-

802.11a_Nss1,(6Mbps)_1TX

23/05/2019

5825MHz_TX

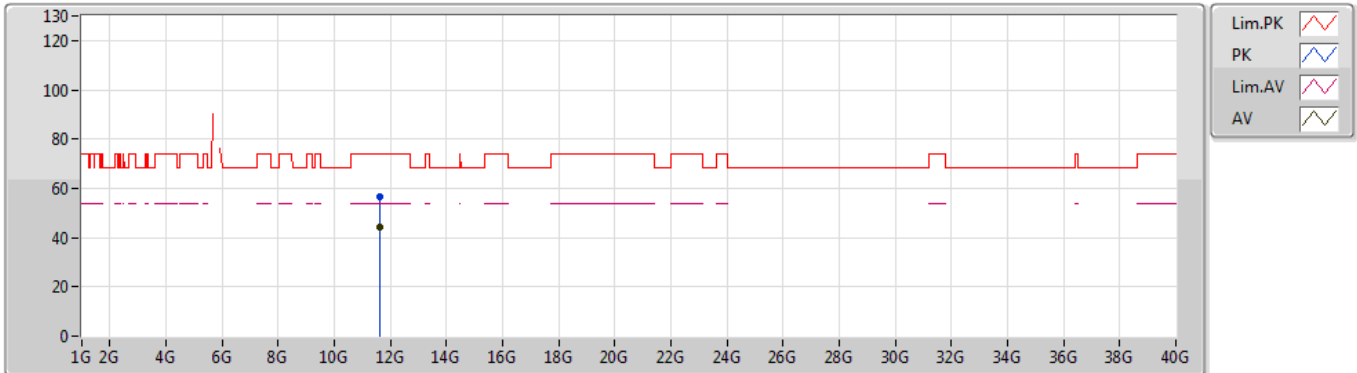


Type	Freq (Hz)	Level (dBuV/m)	Limit (dBuV/m)	Margin (dB)	Factor (dB)	Dist (m)	Condition	Azimuth (°)	Height (m)	Comment
AV	11.65184G	44.35	54.00	-9.65	19.68	3	Vertical	145	1.50	-
PK	11.65612G	56.69	74.00	-17.31	19.68	3	Vertical	145	1.50	-

802.11a_Nss1,(6Mbps)_1TX

23/05/2019

5825MHz_TX

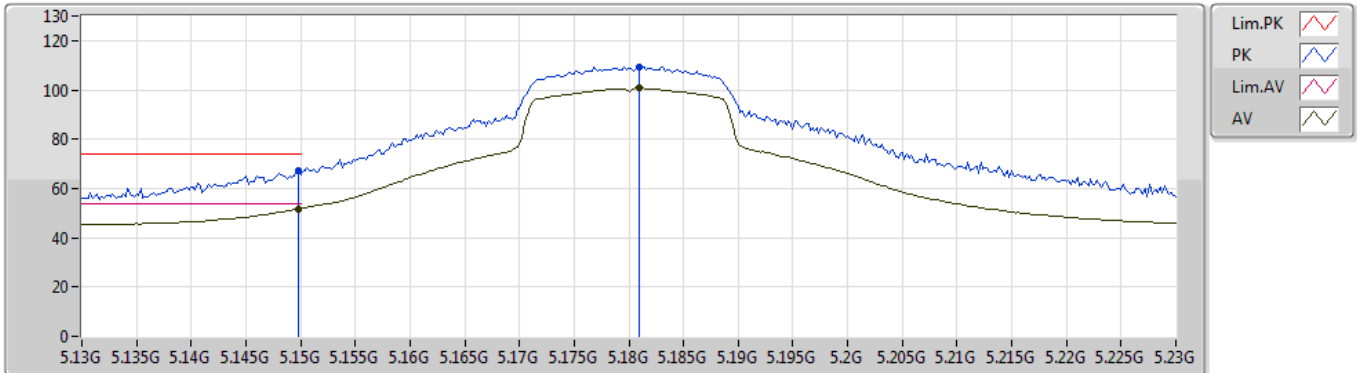


Type	Freq (Hz)	Level (dBuV/m)	Limit (dBuV/m)	Margin (dB)	Factor (dB)	Dist (m)	Condition	Azimuth (°)	Height (m)	Comment
AV	11.63824G	44.27	54.00	-9.73	19.69	3	Horizontal	359	1.50	-
PK	11.63806G	56.46	74.00	-17.54	19.69	3	Horizontal	359	1.50	-

802.11n HT20_Nss1,(MCS0)_1TX

23/05/2019

5180MHz_TX

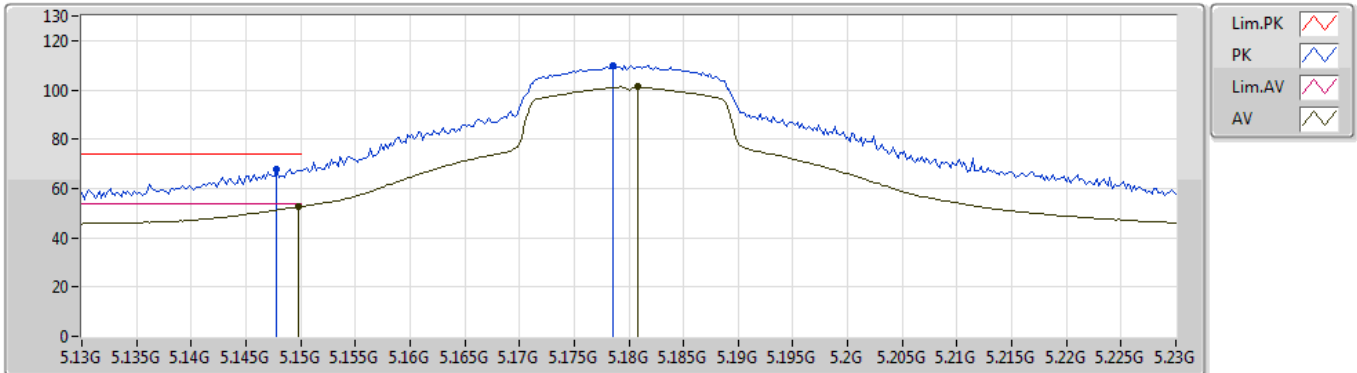


Type	Freq (Hz)	Level (dBuV/m)	Limit (dBuV/m)	Margin (dB)	Factor (dB)	Dist (m)	Condition	Azimuth (°)	Height (m)	Comment
AV	5.1498G	51.79	54.00	-2.21	9.01	3	Vertical	127	2.99	-
AV	5.181G	100.77	Inf	-Inf	8.99	3	Vertical	127	2.99	-
PK	5.1498G	67.39	74.00	-6.61	9.01	3	Vertical	127	2.99	-
PK	5.181G	109.42	Inf	-Inf	8.99	3	Vertical	127	2.99	-

802.11n HT20_Nss1,(MCS0)_1TX

23/05/2019

5180MHz_TX

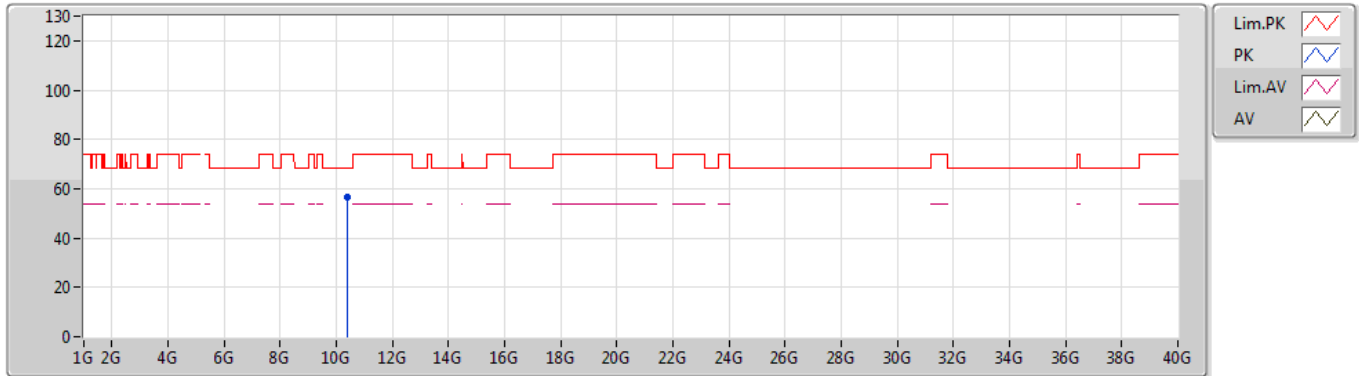


Type	Freq (Hz)	Level (dBuV/m)	Limit (dBuV/m)	Margin (dB)	Factor (dB)	Dist (m)	Condition	Azimuth (°)	Height (m)	Comment
AV	5.1498G	52.64	54.00	-1.36	9.01	3	Horizontal	103	1.17	-
AV	5.1808G	101.20	Inf	-Inf	8.99	3	Horizontal	103	1.17	-
PK	5.1478G	67.71	74.00	-6.29	9.01	3	Horizontal	103	1.17	-
PK	5.1786G	109.89	Inf	-Inf	8.99	3	Horizontal	103	1.17	-

802.11n HT20_Nss1,(MCS0)_1TX

23/05/2019

5180MHz_TX

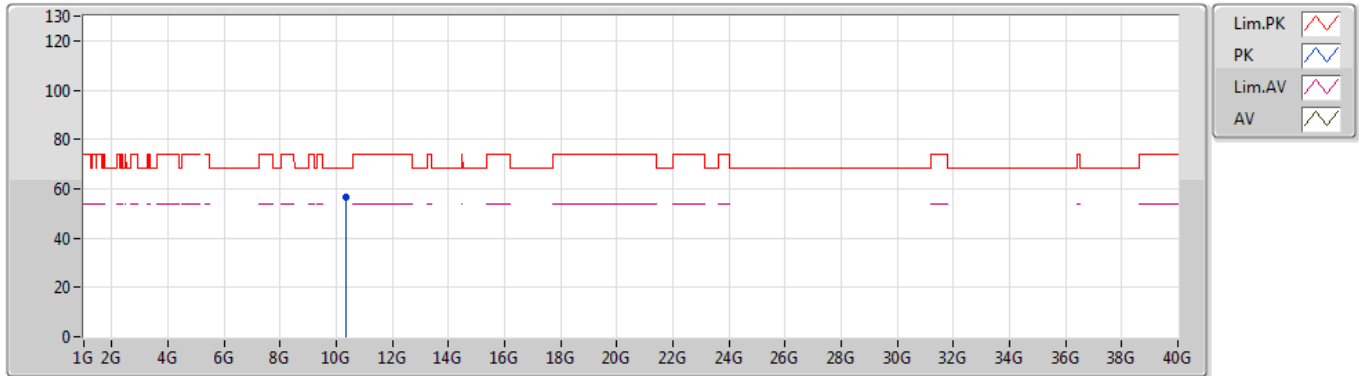


Type	Freq (Hz)	Level (dBuV/m)	Limit (dBuV/m)	Margin (dB)	Factor (dB)	Dist (m)	Condition	Azimuth (°)	Height (m)	Comment
PK	10.37188G	56.87	68.20	-11.33	19.15	3	Vertical	7	1.77	-

802.11n HT20_Nss1,(MCS0)_1TX

23/05/2019

5180MHz_TX

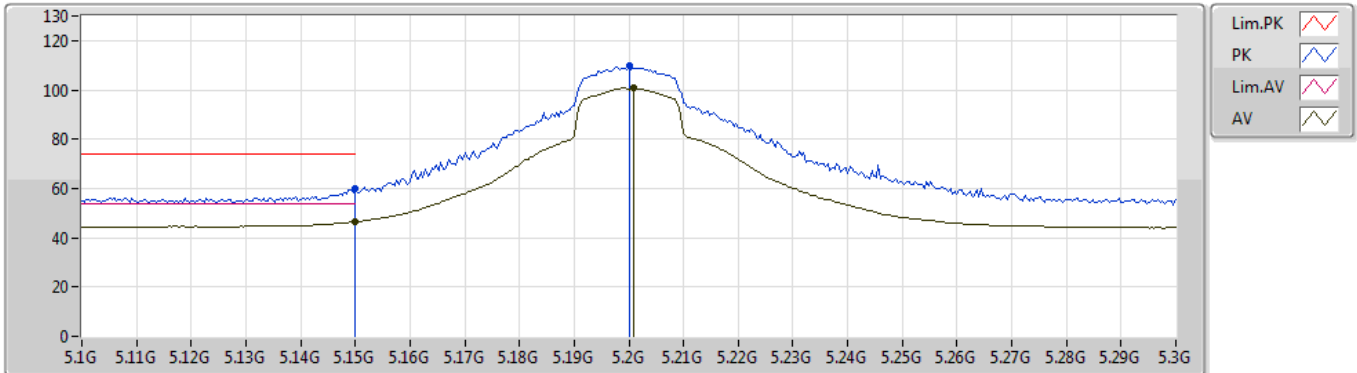


Type	Freq (Hz)	Level (dBuV/m)	Limit (dBuV/m)	Margin (dB)	Factor (dB)	Dist (m)	Condition	Azimuth (°)	Height (m)	Comment
PK	10.3507G	56.58	68.20	-11.62	19.12	3	Horizontal	224	2.46	-

802.11n HT20_Nss1,(MCS0)_1TX

23/05/2019

5200MHz_TX

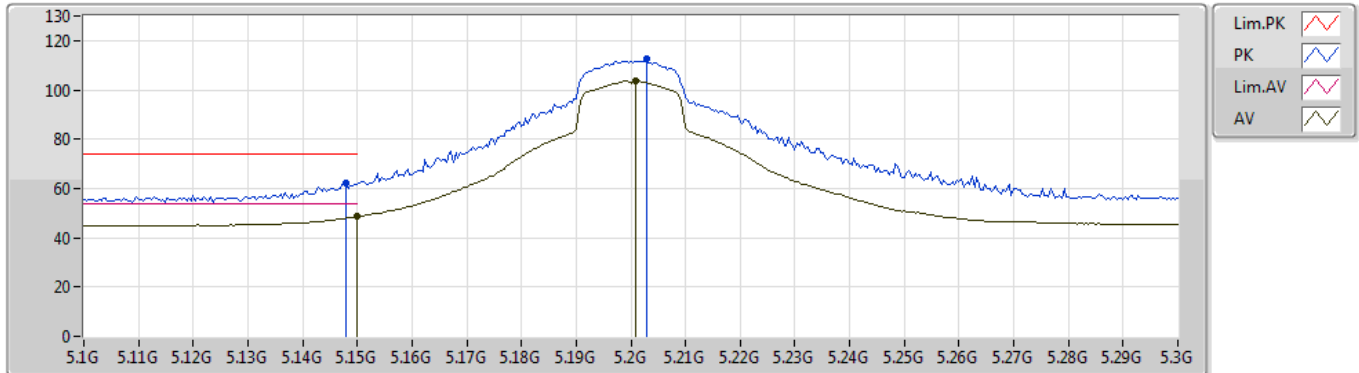


Type	Freq (Hz)	Level (dBuV/m)	Limit (dBuV/m)	Margin (dB)	Factor (dB)	Dist (m)	Condition	Azimuth (°)	Height (m)	Comment
AV	5.15G	46.51	54.00	-7.49	9.01	3	Vertical	136	2.99	-
AV	5.2008G	100.81	Inf	-Inf	8.97	3	Vertical	136	2.99	-
PK	5.15G	59.96	74.00	-14.04	9.01	3	Vertical	136	2.99	-
PK	5.2G	109.70	Inf	-Inf	8.97	3	Vertical	136	2.99	-

802.11n HT20_Nss1,(MCS0)_1TX

23/05/2019

5200MHz_TX

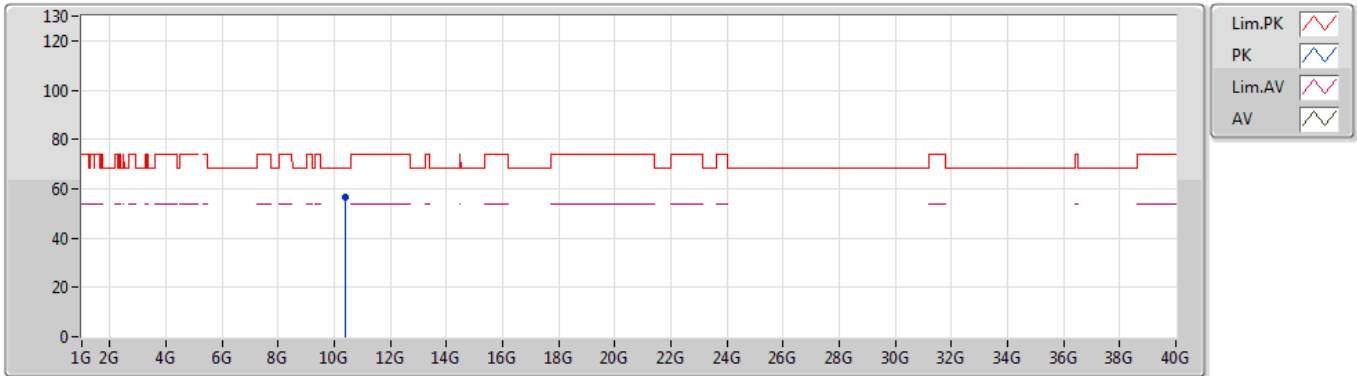


Type	Freq (Hz)	Level (dBuV/m)	Limit (dBuV/m)	Margin (dB)	Factor (dB)	Dist (m)	Condition	Azimuth (°)	Height (m)	Comment
AV	5.15G	48.48	54.00	-5.52	9.01	3	Horizontal	104	1.03	-
AV	5.2008G	103.64	Inf	-Inf	8.97	3	Horizontal	104	1.03	-
PK	5.148G	62.08	74.00	-11.92	9.01	3	Horizontal	104	1.03	-
PK	5.2028G	112.67	Inf	-Inf	8.96	3	Horizontal	104	1.03	-

802.11n HT20_Nss1,(MCS0)_1TX

23/05/2019

5200MHz_TX

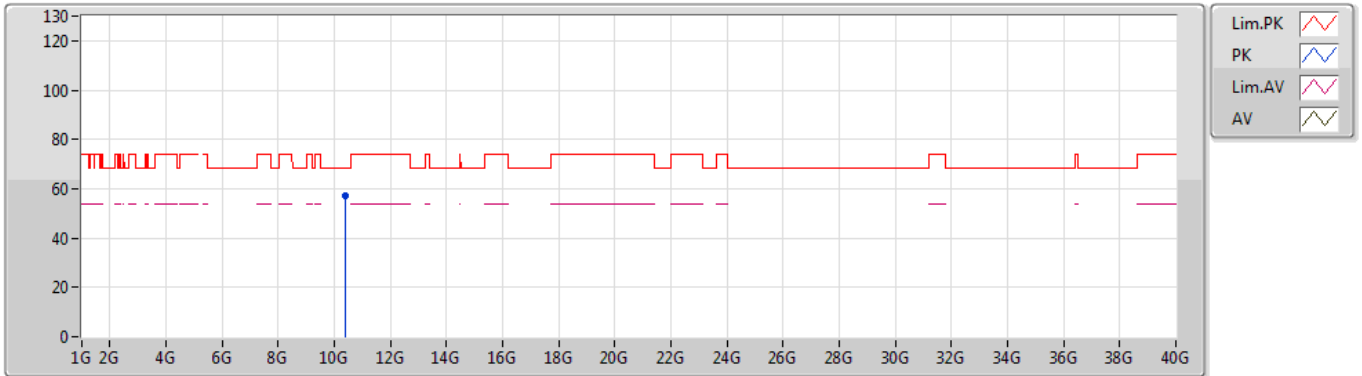






Type	Freq (Hz)	Level (dBuV/m)	Limit (dBuV/m)	Margin (dB)	Factor (dB)	Dist (m)	Condition	Azimuth (°)	Height (m)	Comment
PK	10.38836G	56.66	68.20	-11.54	19.18	3	Vertical	221	2.49	-

802.11n HT20_Nss1,(MCS0)_1TX

23/05/2019

5200MHz_TX



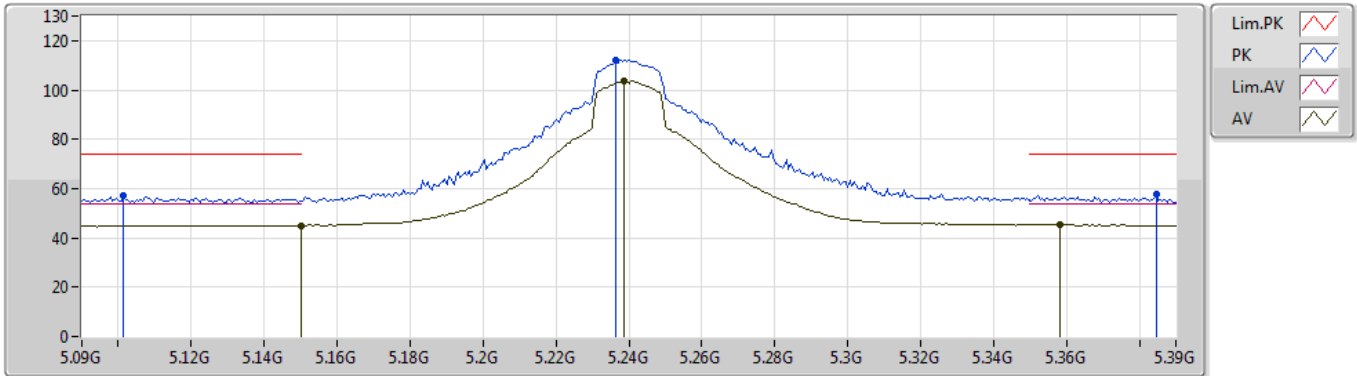
- Lim.PK 
- PK 
- Lim.AV 
- AV 

Type	Freq (Hz)	Level (dBuV/m)	Limit (dBuV/m)	Margin (dB)	Factor (dB)	Dist (m)	Condition	Azimuth (°)	Height (m)	Comment
PK	10.388G	57.01	68.20	-11.19	19.18	3	Horizontal	0	1.87	-

802.11n HT20_Nss1,(MCS0)_1TX

23/05/2019

5240MHz_TX

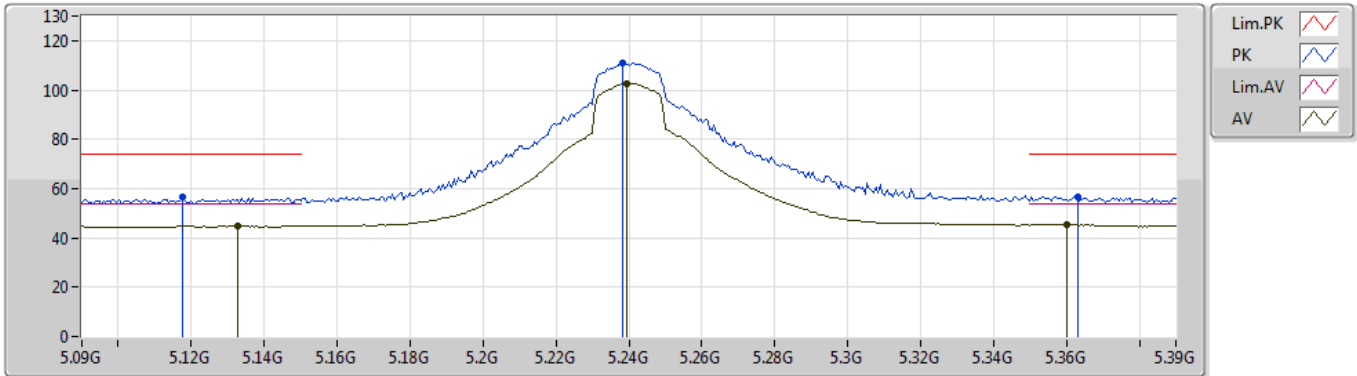


Type	Freq (Hz)	Level (dBuV/m)	Limit (dBuV/m)	Margin (dB)	Factor (dB)	Dist (m)	Condition	Azimuth (°)	Height (m)	Comment
AV	5.15G	45.08	54.00	-8.92	9.01	3	Vertical	127	2.96	-
AV	5.2388G	103.68	Inf	-Inf	8.87	3	Vertical	127	2.96	-
AV	5.3582G	45.44	54.00	-8.56	8.90	3	Vertical	127	2.96	-
PK	5.1014G	56.92	74.00	-17.08	9.05	3	Vertical	127	2.96	-
PK	5.2364G	111.92	Inf	-Inf	8.88	3	Vertical	127	2.96	-
PK	5.3846G	57.47	74.00	-16.53	8.98	3	Vertical	127	2.96	-

802.11n HT20_Nss1,(MCS0)_1TX

23/05/2019

5240MHz_TX

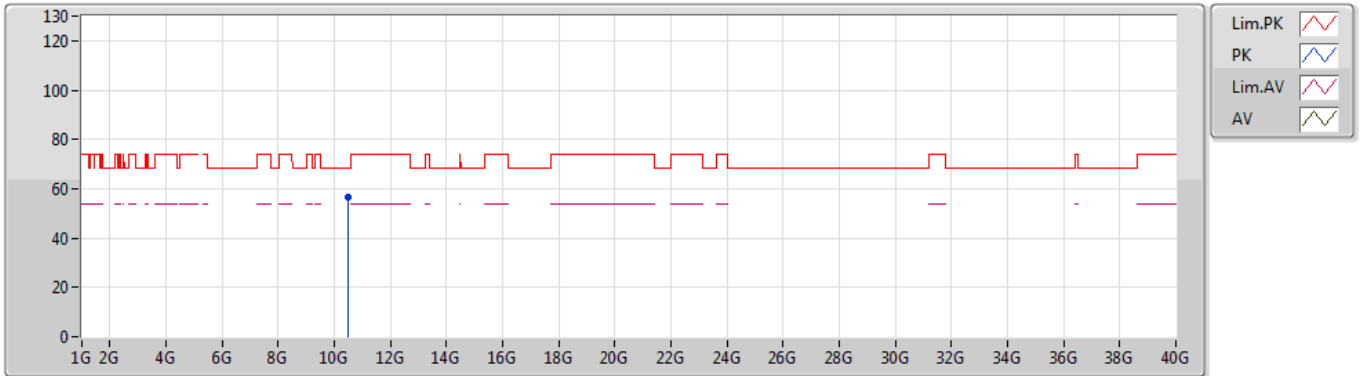


Type	Freq (Hz)	Level (dBuV/m)	Limit (dBuV/m)	Margin (dB)	Factor (dB)	Dist (m)	Condition	Azimuth (°)	Height (m)	Comment
AV	5.1326G	44.82	54.00	-9.18	9.02	3	Horizontal	135	1.11	-
AV	5.2394G	102.67	Inf	-Inf	8.87	3	Horizontal	135	1.11	-
AV	5.36G	45.45	54.00	-8.55	8.90	3	Horizontal	135	1.11	-
PK	5.1176G	56.75	74.00	-17.25	9.03	3	Horizontal	135	1.11	-
PK	5.2382G	111.11	Inf	-Inf	8.88	3	Horizontal	135	1.11	-
PK	5.363G	56.53	74.00	-17.47	8.91	3	Horizontal	135	1.11	-

802.11n HT20_Nss1,(MCS0)_1TX

23/05/2019

5240MHz_TX

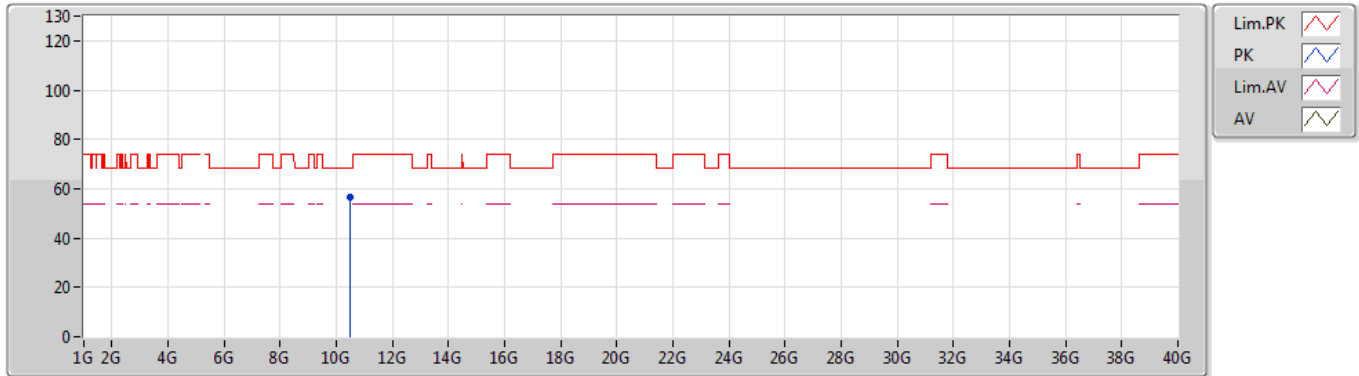


Type	Freq (Hz)	Level (dBuV/m)	Limit (dBuV/m)	Margin (dB)	Factor (dB)	Dist (m)	Condition	Azimuth (°)	Height (m)	Comment
PK	10.47544G	56.76	68.20	-11.44	19.33	3	Vertical	151	1.50	-

802.11n HT20_Nss1,(MCS0)_1TX

23/05/2019

5240MHz_TX

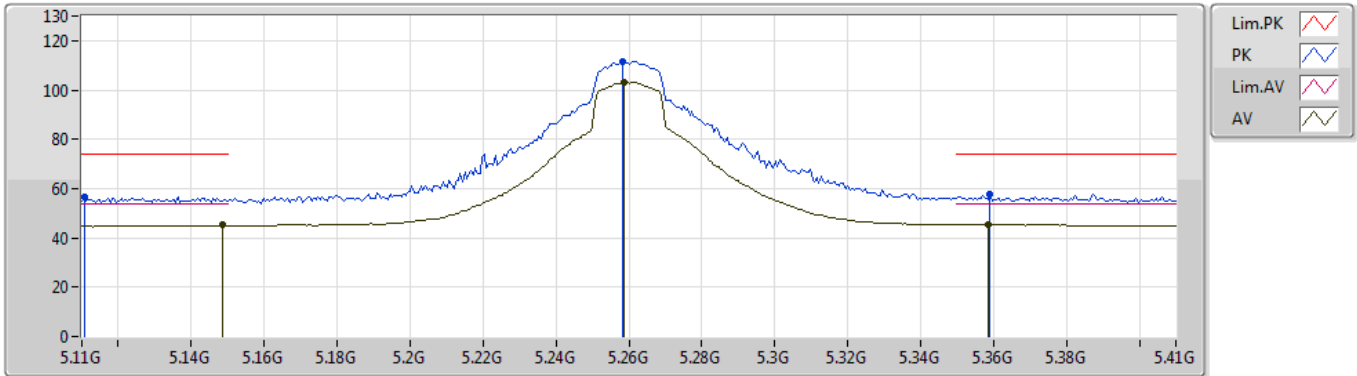


Type	Freq (Hz)	Level (dBuV/m)	Limit (dBuV/m)	Margin (dB)	Factor (dB)	Dist (m)	Condition	Azimuth (°)	Height (m)	Comment
PK	10.48282G	56.65	68.20	-11.55	19.34	3	Horizontal	21	1.50	-

802.11n HT20_Nss1,(MCS0)_1TX

23/05/2019

5260MHz_TX

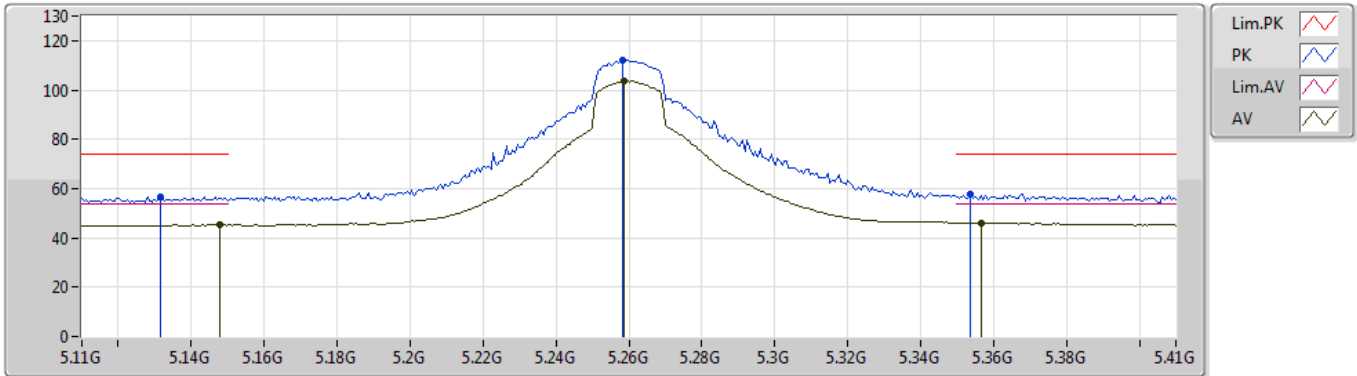


Type	Freq (Hz)	Level (dBuV/m)	Limit (dBuV/m)	Margin (dB)	Factor (dB)	Dist (m)	Condition	Azimuth (°)	Height (m)	Comment
AV	5.1484G	45.20	54.00	-8.80	9.01	3	Vertical	127	2.95	-
AV	5.2588G	103.32	Inf	-Inf	8.83	3	Vertical	127	2.95	-
AV	5.3584G	45.56	54.00	-8.44	8.90	3	Vertical	127	2.95	-
PK	5.1106G	56.60	74.00	-17.40	9.04	3	Vertical	127	2.95	-
PK	5.2582G	111.67	Inf	-Inf	8.84	3	Vertical	127	2.95	-
PK	5.359G	57.56	74.00	-16.44	8.90	3	Vertical	127	2.95	-

802.11n HT20_Nss1,(MCS0)_1TX

23/05/2019

5260MHz_TX

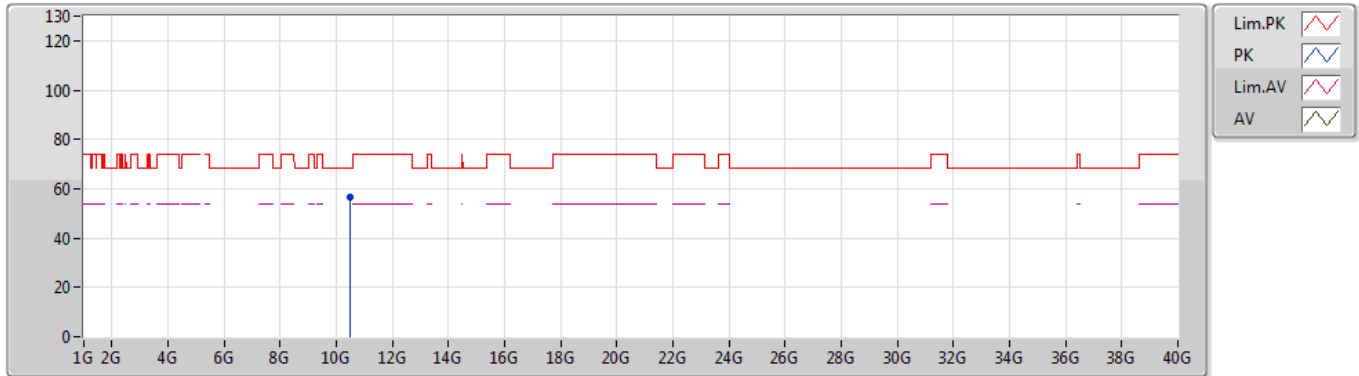


Type	Freq (Hz)	Level (dBuV/m)	Limit (dBuV/m)	Margin (dB)	Factor (dB)	Dist (m)	Condition	Azimuth (°)	Height (m)	Comment
AV	5.1478G	45.32	54.00	-8.68	9.01	3	Horizontal	104	1.00	-
AV	5.2588G	103.84	Inf	-Inf	8.83	3	Horizontal	104	1.00	-
AV	5.3566G	46.00	54.00	-8.00	8.89	3	Horizontal	104	1.00	-
PK	5.1316G	56.54	74.00	-17.46	9.03	3	Horizontal	104	1.00	-
PK	5.2582G	112.15	Inf	-Inf	8.84	3	Horizontal	104	1.00	-
PK	5.3536G	57.75	74.00	-16.25	8.89	3	Horizontal	104	1.00	-

802.11n HT20_Nss1,(MCS0)_1TX

23/05/2019

5260MHz_TX

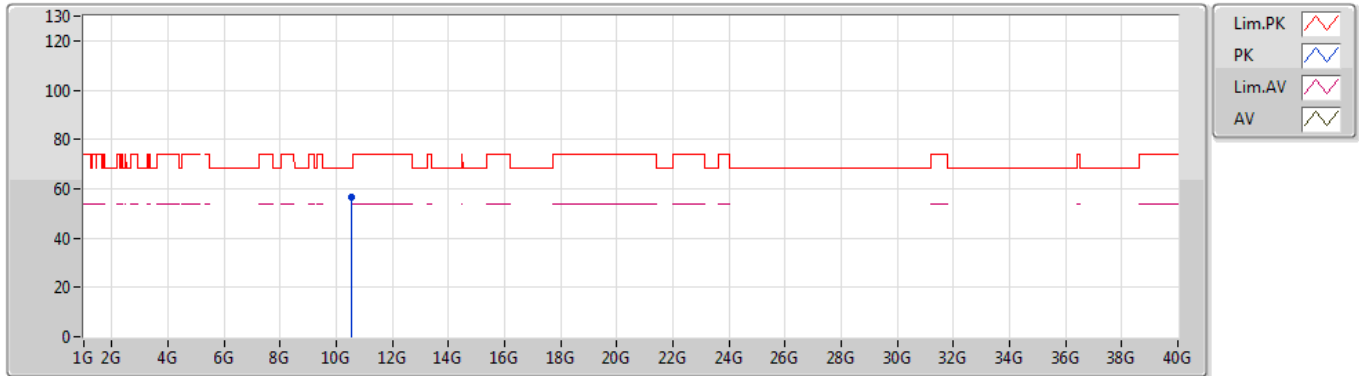


Type	Freq (Hz)	Level (dBuV/m)	Limit (dBuV/m)	Margin (dB)	Factor (dB)	Dist (m)	Condition	Azimuth (°)	Height (m)	Comment
PK	10.50746G	56.67	68.20	-11.53	19.37	3	Vertical	228	1.50	-

802.11n HT20_Nss1,(MCS0)_1TX

23/05/2019

5260MHz_TX

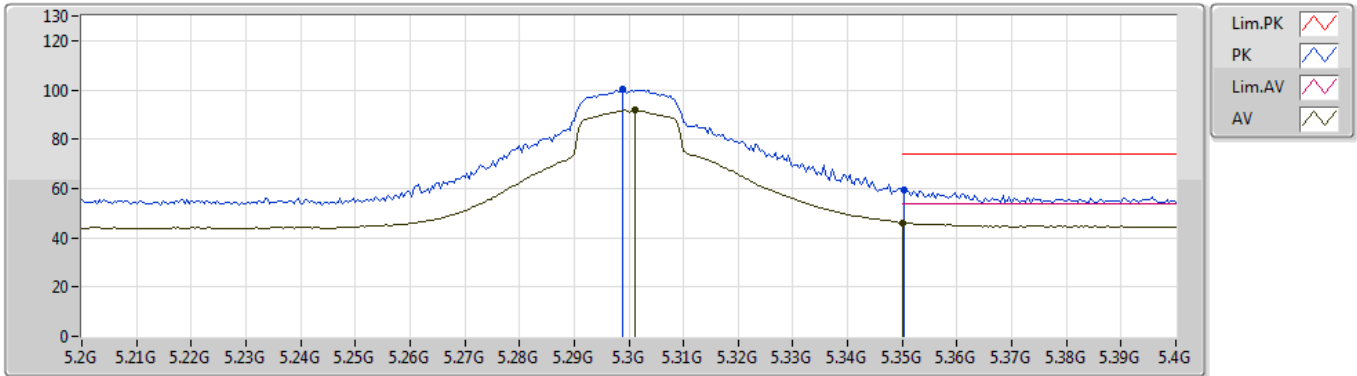


Type	Freq (Hz)	Level (dBuV/m)	Limit (dBuV/m)	Margin (dB)	Factor (dB)	Dist (m)	Condition	Azimuth (°)	Height (m)	Comment
PK	10.53038G	56.81	68.20	-11.39	19.42	3	Horizontal	148	1.01	-

802.11n HT20_Nss1,(MCS0)_1TX

23/05/2019

5300MHz_TX

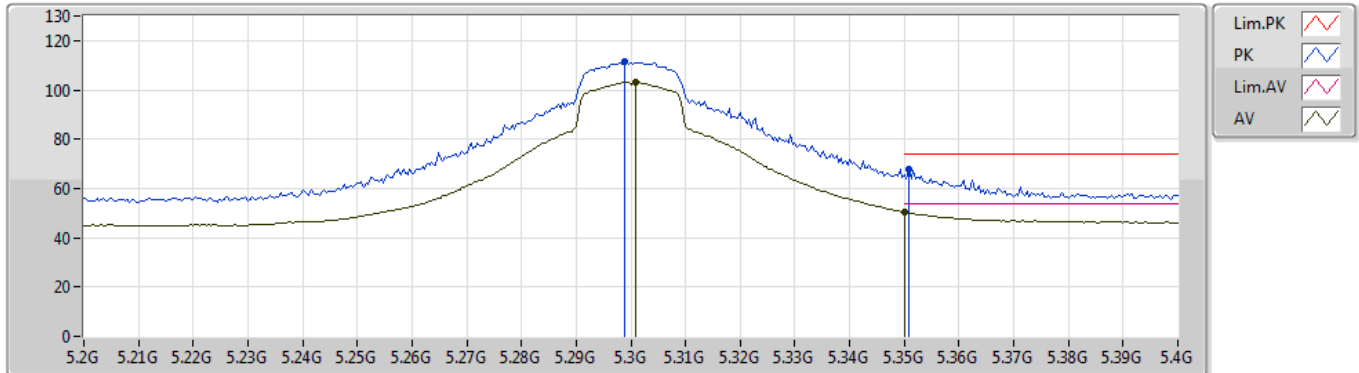


Type	Freq (Hz)	Level (dBuV/m)	Limit (dBuV/m)	Margin (dB)	Factor (dB)	Dist (m)	Condition	Azimuth (°)	Height (m)	Comment
AV	5.3012G	91.76	Inf	-Inf	8.73	3	Vertical	142	2.96	-
AV	5.35G	46.19	54.00	-7.81	8.88	3	Vertical	142	2.96	-
PK	5.2988G	100.36	Inf	-Inf	8.73	3	Vertical	142	2.96	-
PK	5.3504G	59.55	74.00	-14.45	8.88	3	Vertical	142	2.96	-

802.11n HT20_Nss1,(MCS0)_1TX

23/05/2019

5300MHz_TX

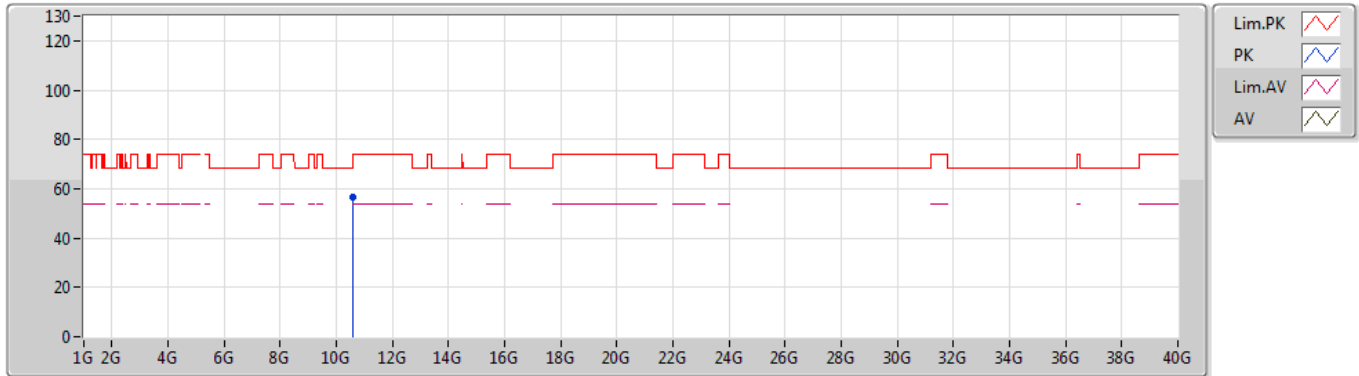


Type	Freq (Hz)	Level (dBuV/m)	Limit (dBuV/m)	Margin (dB)	Factor (dB)	Dist (m)	Condition	Azimuth (°)	Height (m)	Comment
AV	5.3008G	103.17	Inf	-Inf	8.73	3	Horizontal	40	1.16	-
AV	5.35G	50.34	54.00	-3.66	8.88	3	Horizontal	40	1.16	-
PK	5.2988G	111.67	Inf	-Inf	8.73	3	Horizontal	40	1.16	-
PK	5.3508G	67.95	74.00	-6.05	8.88	3	Horizontal	40	1.16	-

802.11n HT20_Nss1,(MCS0)_1TX

23/05/2019

5300MHz_TX

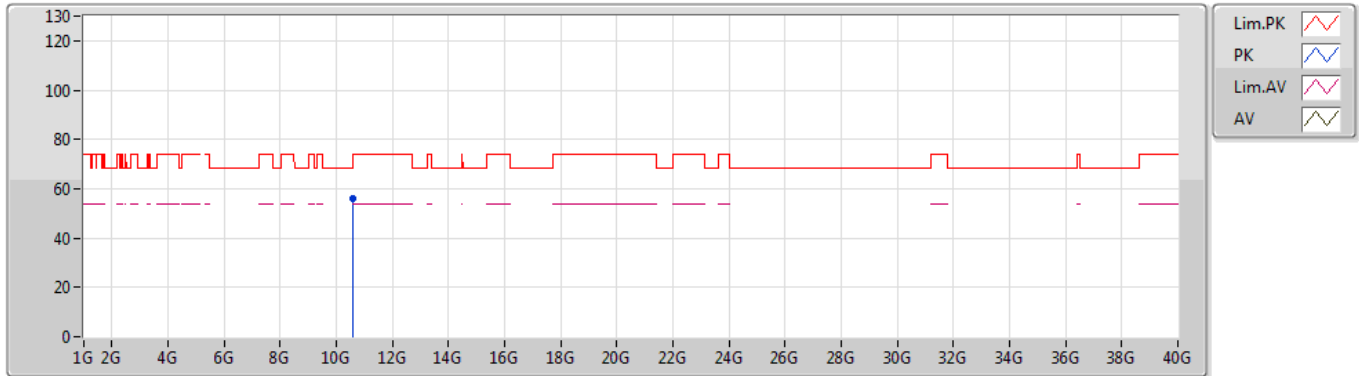


Type	Freq (Hz)	Level (dBuV/m)	Limit (dBuV/m)	Margin (dB)	Factor (dB)	Dist (m)	Condition	Azimuth (°)	Height (m)	Comment
PK	10.60066G	56.61	74.00	-17.39	19.53	3	Vertical	213	2.24	-

802.11n HT20_Nss1,(MCS0)_1TX

23/05/2019

5300MHz_TX

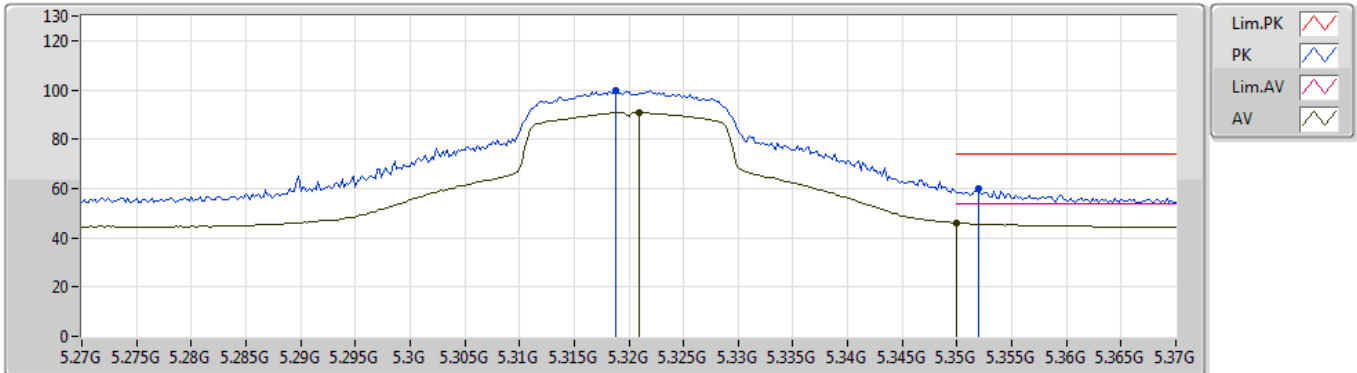


Type	Freq (Hz)	Level (dBuV/m)	Limit (dBuV/m)	Margin (dB)	Factor (dB)	Dist (m)	Condition	Azimuth (°)	Height (m)	Comment
PK	10.6147G	56.25	74.00	-17.75	19.56	3	Horizontal	205	2.18	-

802.11n HT20_Nss1,(MCS0)_1TX

23/05/2019

5320MHz_TX

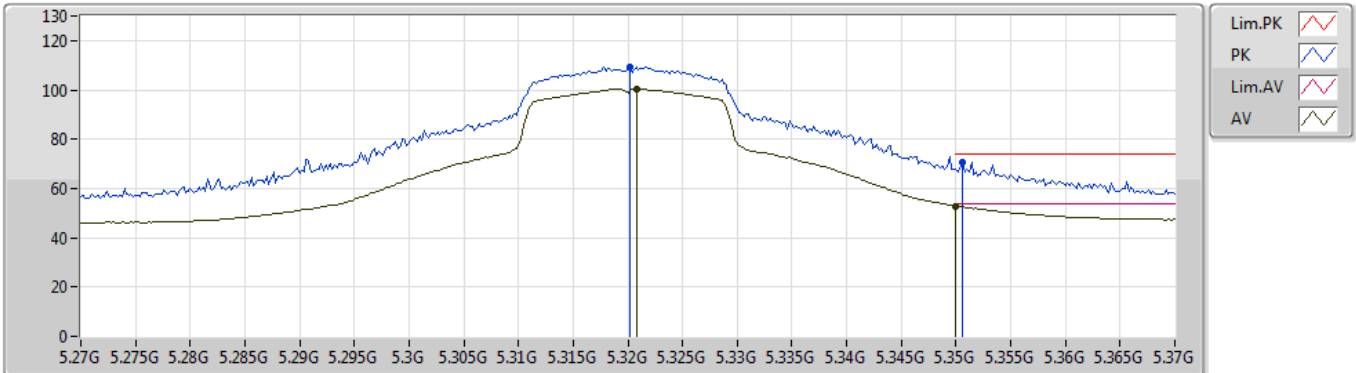


Type	Freq (Hz)	Level (dBuV/m)	Limit (dBuV/m)	Margin (dB)	Factor (dB)	Dist (m)	Condition	Azimuth (°)	Height (m)	Comment
AV	5.321G	90.93	Inf	-Inf	8.78	3	Vertical	135	2.99	-
AV	5.35G	45.97	54.00	-8.03	8.88	3	Vertical	135	2.99	-
PK	5.3188G	99.68	Inf	-Inf	8.78	3	Vertical	135	2.99	-
PK	5.352G	59.69	74.00	-14.31	8.88	3	Vertical	135	2.99	-

802.11n HT20_Nss1,(MCS0)_1TX

23/05/2019

5320MHz_TX

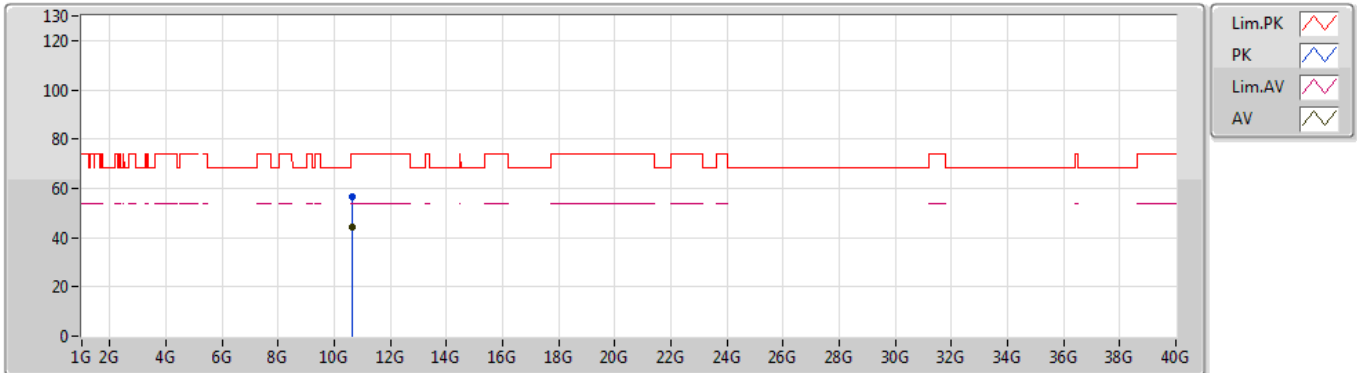


Type	Freq (Hz)	Level (dBuV/m)	Limit (dBuV/m)	Margin (dB)	Factor (dB)	Dist (m)	Condition	Azimuth (°)	Height (m)	Comment
AV	5.3208G	100.41	Inf	-Inf	8.78	3	Horizontal	40	1.02	-
AV	5.35G	52.89	54.00	-1.11	8.88	3	Horizontal	40	1.02	-
PK	5.3202G	109.36	Inf	-Inf	8.78	3	Horizontal	40	1.02	-
PK	5.3506G	70.67	74.00	-3.33	8.88	3	Horizontal	40	1.02	-

802.11n HT20_Nss1,(MCS0)_1TX

23/05/2019

5320MHz_TX

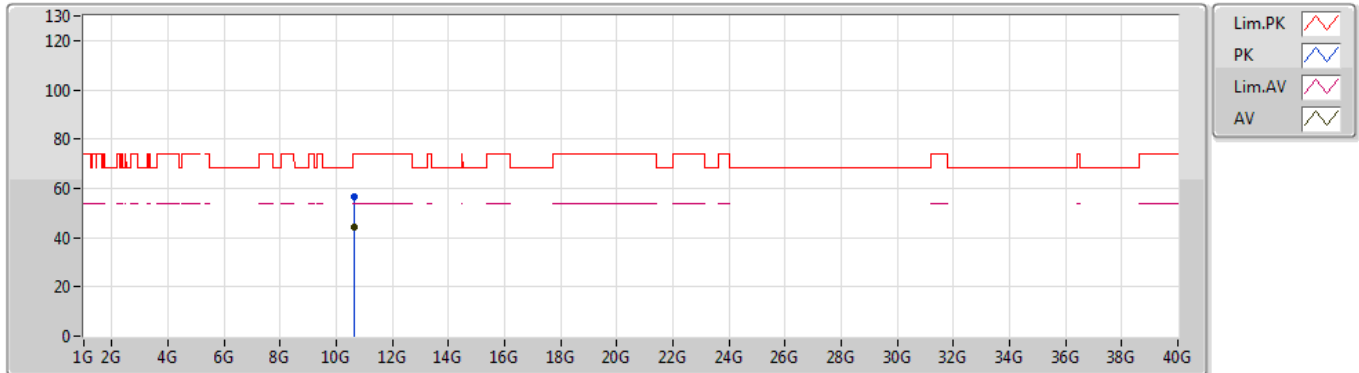


Type	Freq (Hz)	Level (dBuV/m)	Limit (dBuV/m)	Margin (dB)	Factor (dB)	Dist (m)	Condition	Azimuth (°)	Height (m)	Comment
AV	10.62992G	44.29	54.00	-9.71	19.59	3	Vertical	292	1.50	-
PK	10.63214G	56.74	74.00	-17.26	19.58	3	Vertical	292	1.50	-

802.11n HT20_Nss1,(MCS0)_1TX

23/05/2019

5320MHz_TX

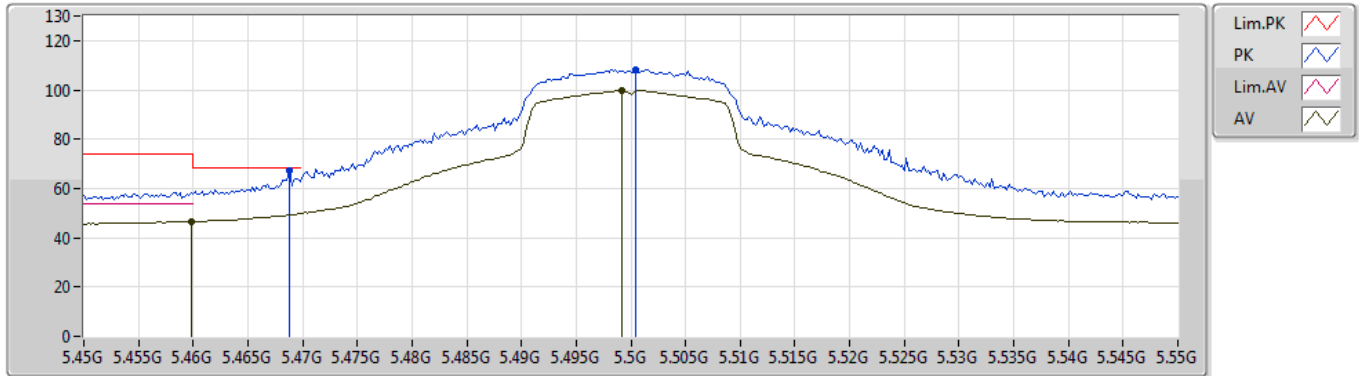


Type	Freq (Hz)	Level (dBuV/m)	Limit (dBuV/m)	Margin (dB)	Factor (dB)	Dist (m)	Condition	Azimuth (°)	Height (m)	Comment
AV	10.65284G	44.32	54.00	-9.68	19.62	3	Horizontal	304	1.85	-
PK	10.64564G	56.35	74.00	-17.65	19.60	3	Horizontal	304	1.85	-

802.11n HT20_Nss1,(MCS0)_1TX

23/05/2019

5500MHz_TX

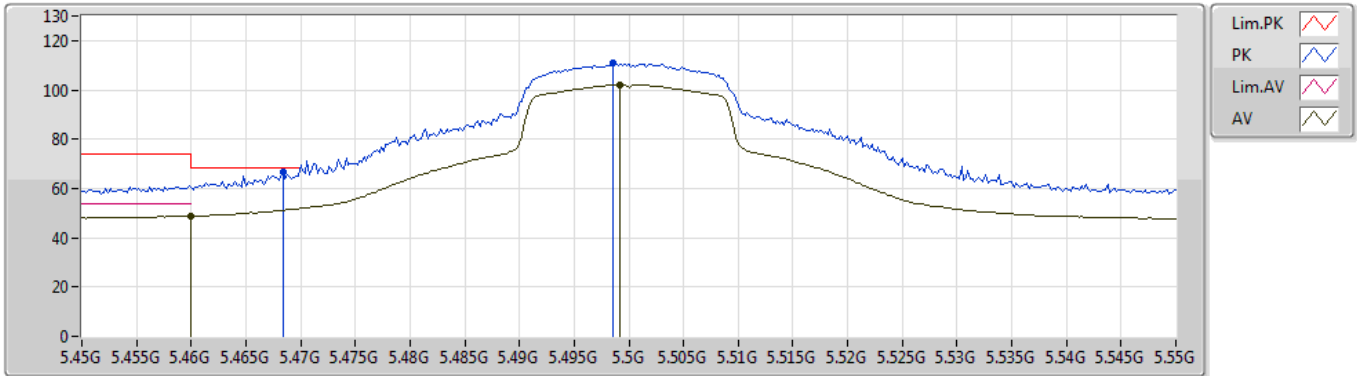


Type	Freq (Hz)	Level (dBuV/m)	Limit (dBuV/m)	Margin (dB)	Factor (dB)	Dist (m)	Condition	Azimuth (°)	Height (m)	Comment
AV	5.4598G	46.69	54.00	-7.31	9.29	3	Vertical	118	2.96	-
AV	5.4992G	99.73	Inf	-Inf	9.47	3	Vertical	118	2.96	-
PK	5.4688G	67.12	68.20	-1.08	9.34	3	Vertical	118	2.96	-
PK	5.5004G	108.04	Inf	-Inf	9.47	3	Vertical	118	2.96	-

802.11n HT20_Nss1,(MCS0)_1TX

23/05/2019

5500MHz_TX

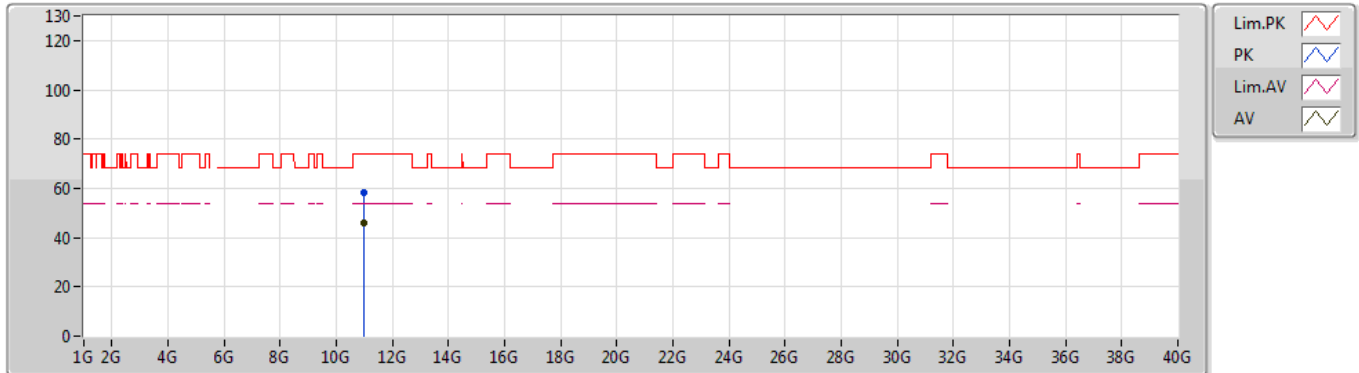


Type	Freq (Hz)	Level (dBuV/m)	Limit (dBuV/m)	Margin (dB)	Factor (dB)	Dist (m)	Condition	Azimuth (°)	Height (m)	Comment
AV	5.46G	48.85	54.00	-5.15	9.29	3	Horizontal	47	1.08	-
AV	5.4992G	102.26	Inf	-Inf	9.47	3	Horizontal	47	1.08	-
PK	5.4684G	66.79	68.20	-1.41	9.33	3	Horizontal	47	1.08	-
PK	5.4986G	110.94	Inf	-Inf	9.46	3	Horizontal	47	1.08	-

802.11n HT20_Nss1,(MCS0)_1TX

23/05/2019

5500MHz_TX

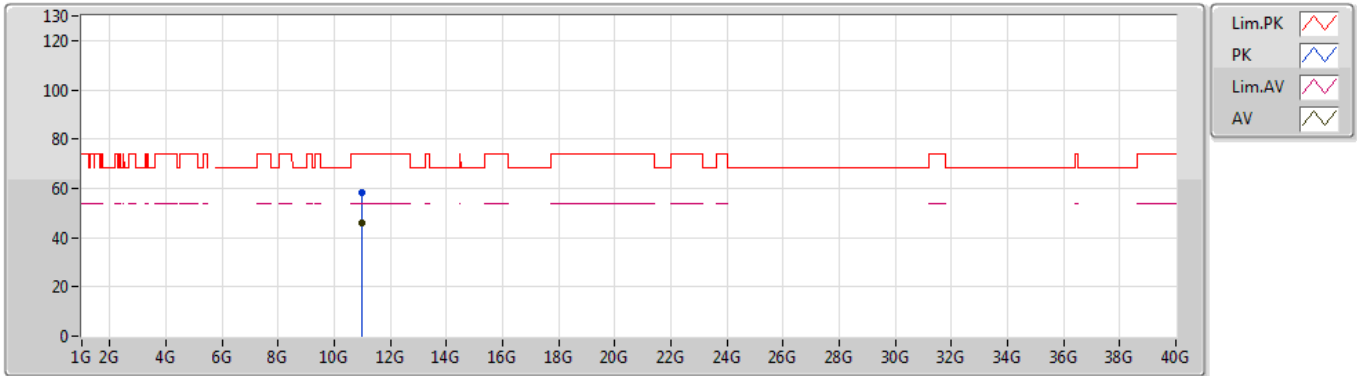


Type	Freq (Hz)	Level (dBuV/m)	Limit (dBuV/m)	Margin (dB)	Factor (dB)	Dist (m)	Condition	Azimuth (°)	Height (m)	Comment
AV	10.98584G	45.69	54.00	-8.31	20.16	3	Vertical	18	1.50	-
PK	11.00492G	58.20	74.00	-15.80	20.18	3	Vertical	18	1.50	-

802.11n HT20_Nss1,(MCS0)_1TX

23/05/2019

5500MHz_TX

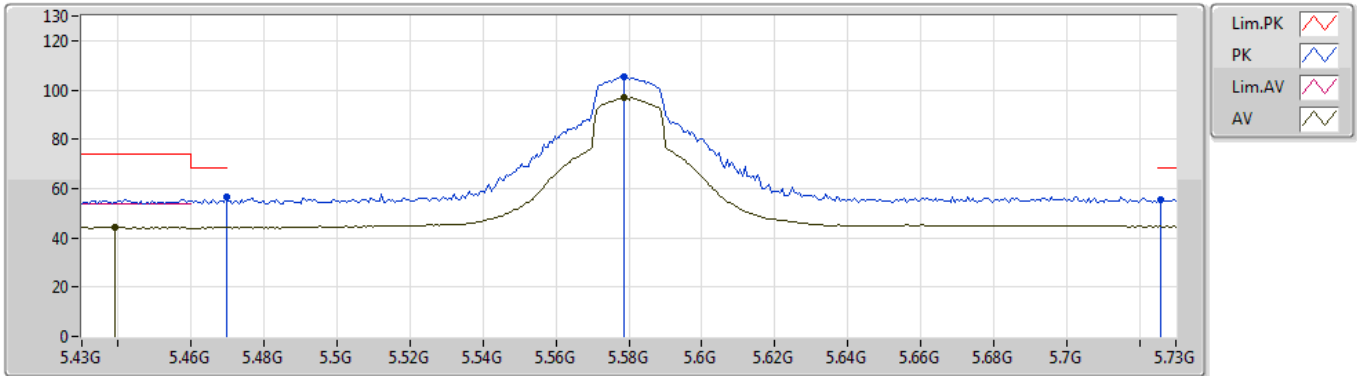


Type	Freq (Hz)	Level (dBuV/m)	Limit (dBuV/m)	Margin (dB)	Factor (dB)	Dist (m)	Condition	Azimuth (°)	Height (m)	Comment
AV	10.98566G	45.74	54.00	-8.26	20.16	3	Horizontal	297	1.50	-
PK	11.00174G	58.01	74.00	-15.99	20.19	3	Horizontal	297	1.50	-

802.11n HT20_Nss1,(MCS0)_1TX

23/05/2019

5580MHz_TX

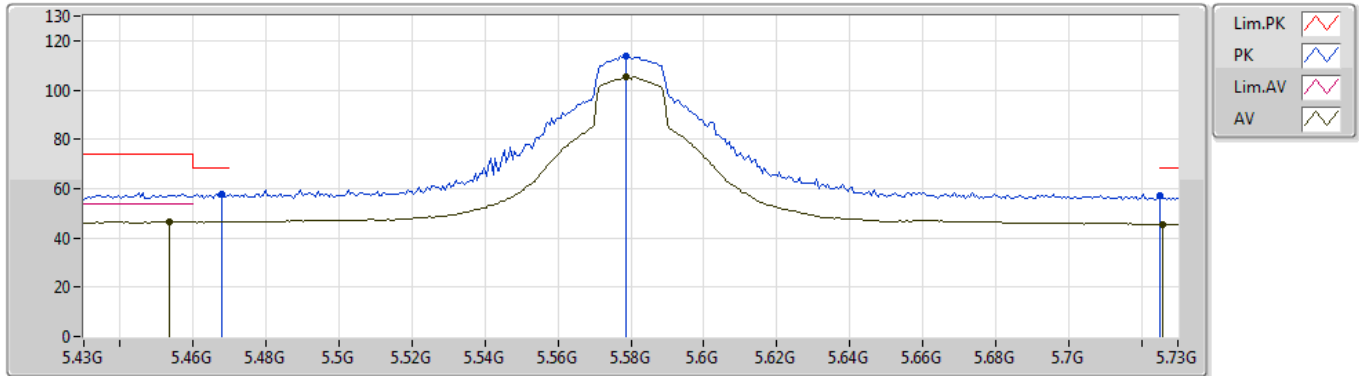


Type	Freq (Hz)	Level (dBuV/m)	Limit (dBuV/m)	Margin (dB)	Factor (dB)	Dist (m)	Condition	Azimuth (°)	Height (m)	Comment
AV	5.439G	44.36	54.00	-9.64	9.20	3	Vertical	152	2.94	-
AV	5.5788G	96.81	Inf	-Inf	9.35	3	Vertical	152	2.94	-
PK	5.4696G	56.75	68.20	-11.45	9.34	3	Vertical	152	2.94	-
PK	5.5788G	105.11	Inf	-Inf	9.35	3	Vertical	152	2.94	-
PK	5.7258G	55.32	68.20	-12.88	9.48	3	Vertical	152	2.94	-

802.11n HT20_Nss1,(MCS0)_1TX

23/05/2019

5580MHz_TX

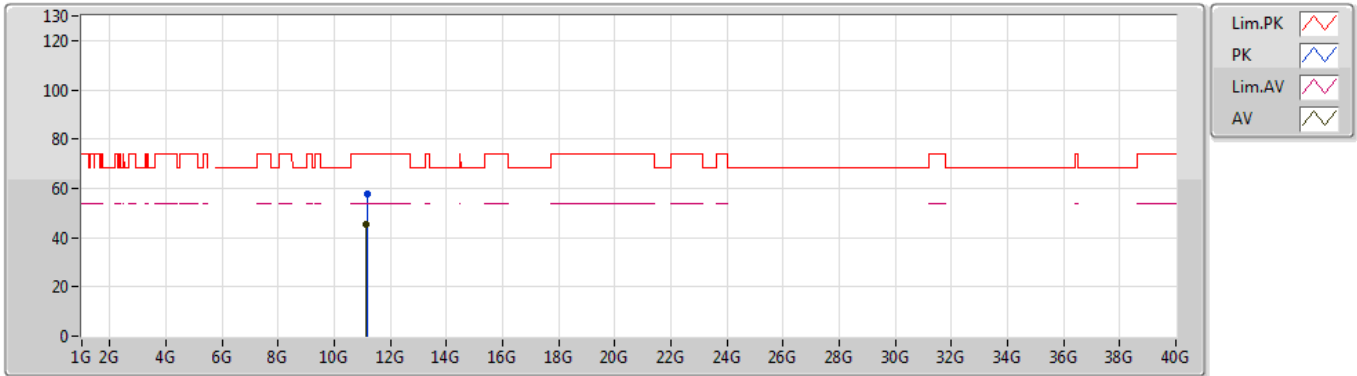


Type	Freq (Hz)	Level (dBuV/m)	Limit (dBuV/m)	Margin (dB)	Factor (dB)	Dist (m)	Condition	Azimuth (°)	Height (m)	Comment
AV	5.4534G	46.56	54.00	-7.44	9.26	3	Horizontal	47	1.00	-
AV	5.5788G	105.23	Inf	-Inf	9.35	3	Horizontal	47	1.00	-
AV	5.7258G	45.52	Inf	-Inf	9.48	3	Horizontal	47	1.00	-
PK	5.4678G	57.72	68.20	-10.48	9.33	3	Horizontal	47	1.00	-
PK	5.5788G	114.00	Inf	-Inf	9.35	3	Horizontal	47	1.00	-
PK	5.7252G	56.91	68.20	-11.29	9.48	3	Horizontal	47	1.00	-

802.11n HT20_Nss1,(MCS0)_1TX

23/05/2019

5580MHz_TX

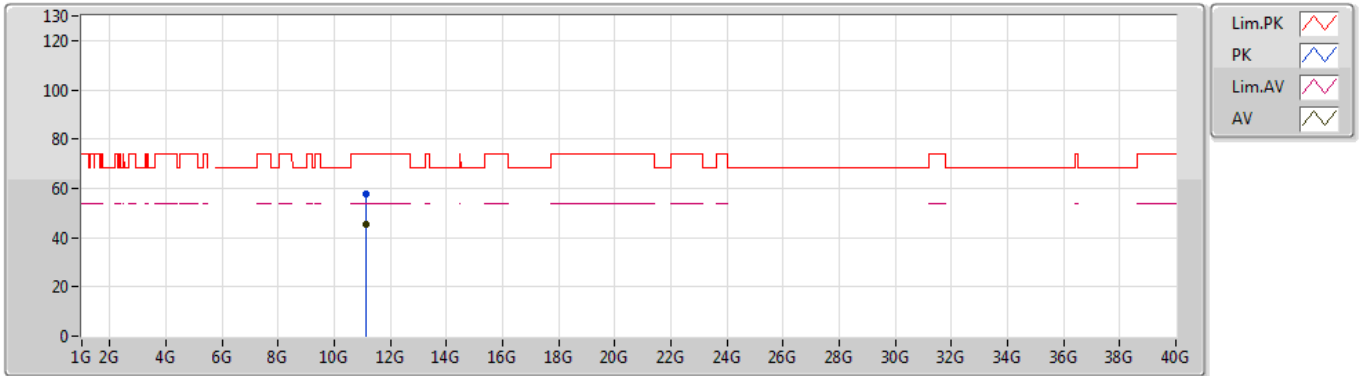


Type	Freq (Hz)	Level (dBuV/m)	Limit (dBuV/m)	Margin (dB)	Factor (dB)	Dist (m)	Condition	Azimuth (°)	Height (m)	Comment
AV	11.14506G	45.36	54.00	-8.64	20.08	3	Vertical	185	1.54	-
PK	11.17392G	57.87	74.00	-16.13	20.05	3	Vertical	185	1.54	-

802.11n HT20_Nss1,(MCS0)_1TX

23/05/2019

5580MHz_TX

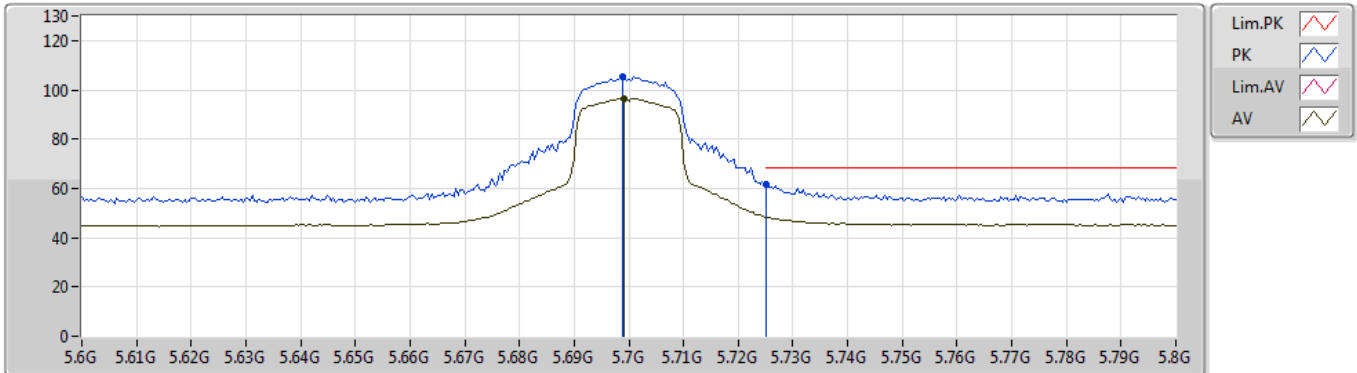


Type	Freq (Hz)	Level (dBuV/m)	Limit (dBuV/m)	Margin (dB)	Factor (dB)	Dist (m)	Condition	Azimuth (°)	Height (m)	Comment
AV	11.14596G	45.37	54.00	-8.63	20.08	3	Horizontal	41	2.25	-
PK	11.14914G	57.59	74.00	-16.41	20.08	3	Horizontal	41	2.25	-

802.11n HT20_Nss1,(MCS0)_1TX

23/05/2019

5700MHz_TX

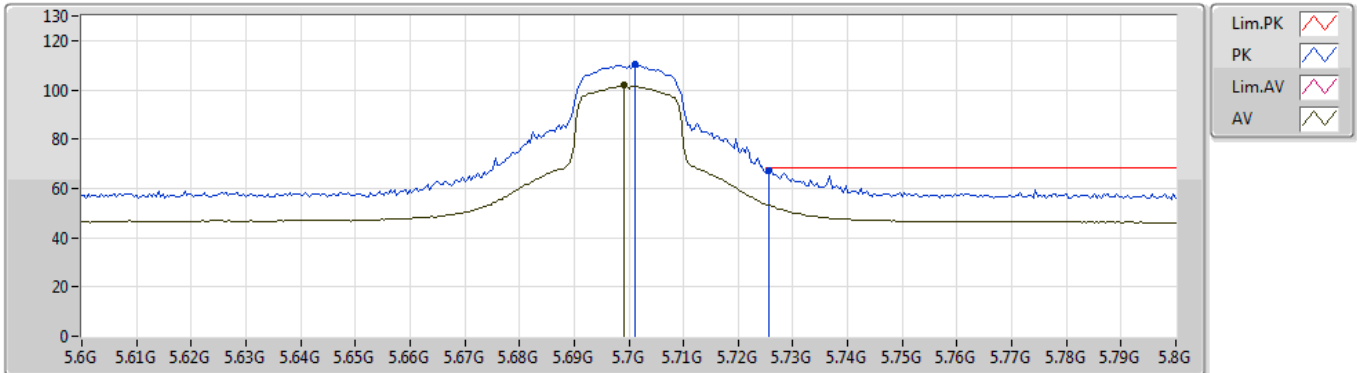


Type	Freq (Hz)	Level (dBuV/m)	Limit (dBuV/m)	Margin (dB)	Factor (dB)	Dist (m)	Condition	Azimuth (°)	Height (m)	Comment
AV	5.6992G	96.55	Inf	-Inf	9.43	3	Vertical	151	2.95	-
PK	5.6988G	105.50	Inf	-Inf	9.43	3	Vertical	151	2.95	-
PK	5.7252G	61.44	68.20	-6.76	9.48	3	Vertical	151	2.95	-

802.11n HT20_Nss1,(MCS0)_1TX

23/05/2019

5700MHz_TX

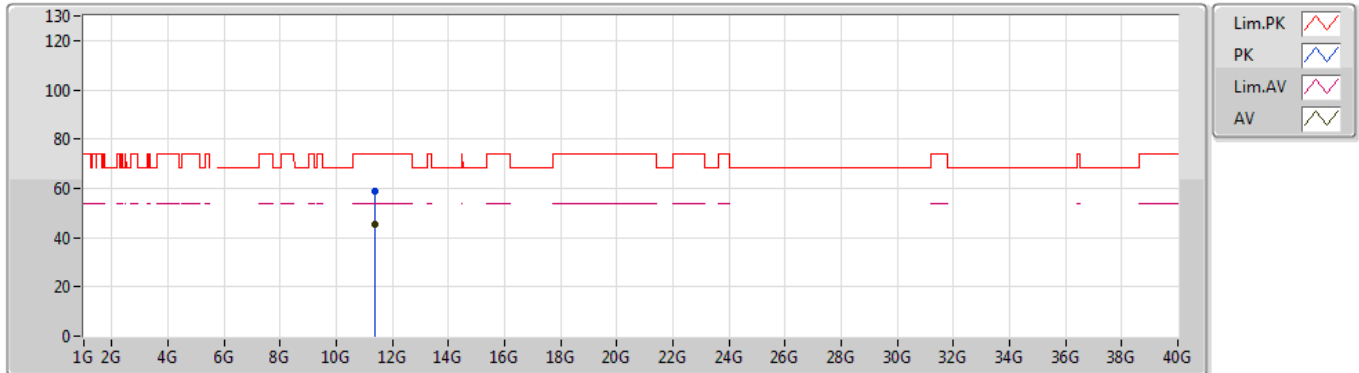


Type	Freq (Hz)	Level (dBuV/m)	Limit (dBuV/m)	Margin (dB)	Factor (dB)	Dist (m)	Condition	Azimuth (°)	Height (m)	Comment
AV	5.6992G	101.76	Inf	-Inf	9.43	3	Horizontal	46	1.16	-
PK	5.7012G	110.12	Inf	-Inf	9.43	3	Horizontal	46	1.16	-
PK	5.7256G	67.17	68.20	-1.03	9.48	3	Horizontal	46	1.16	-

802.11n HT20_Nss1,(MCS0)_1TX

23/05/2019

5700MHz_TX

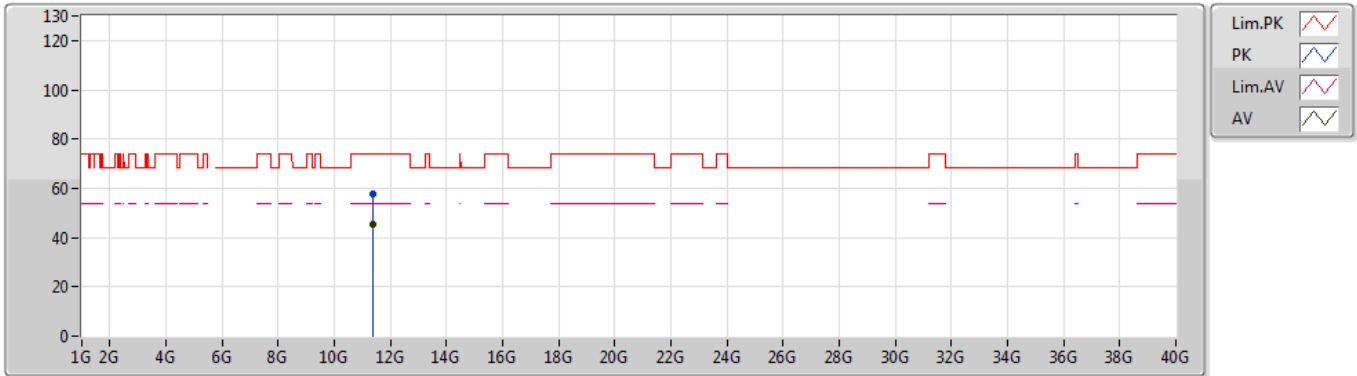


Type	Freq (Hz)	Level (dBuV/m)	Limit (dBuV/m)	Margin (dB)	Factor (dB)	Dist (m)	Condition	Azimuth (°)	Height (m)	Comment
AV	11.40012G	45.43	54.00	-8.57	19.88	3	Vertical	88	1.50	-
PK	11.39058G	58.97	74.00	-15.03	19.88	3	Vertical	88	1.50	-

802.11n HT20_Nss1,(MCS0)_1TX

23/05/2019

5700MHz_TX

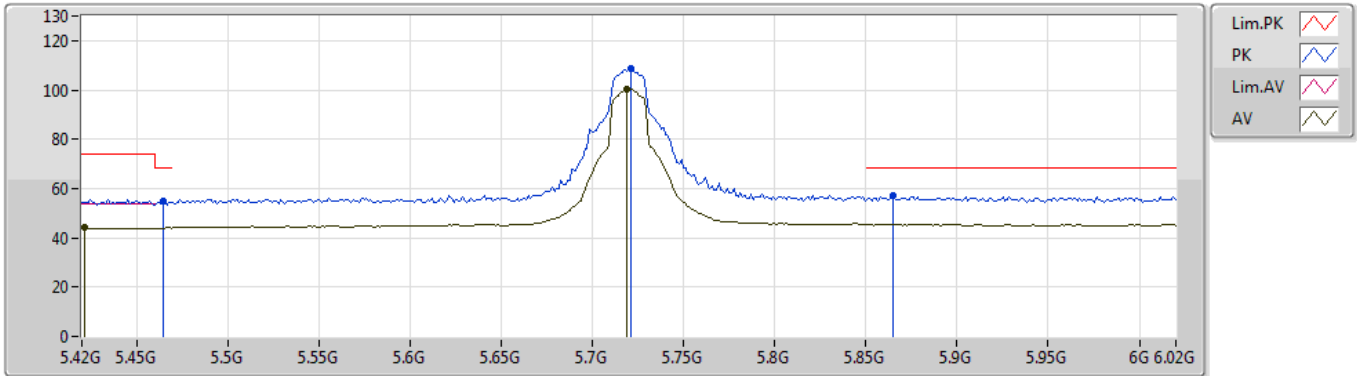


Type	Freq (Hz)	Level (dBuV/m)	Limit (dBuV/m)	Margin (dB)	Factor (dB)	Dist (m)	Condition	Azimuth (°)	Height (m)	Comment
AV	11.4006G	45.46	54.00	-8.54	19.88	3	Horizontal	0	1.02	-
PK	11.3934G	57.45	74.00	-16.55	19.89	3	Horizontal	0	1.02	-

802.11n HT20_Nss1,(MCS0)_1TX

23/05/2019

5720MHz Straddle 5.47-5.725GHz_TX

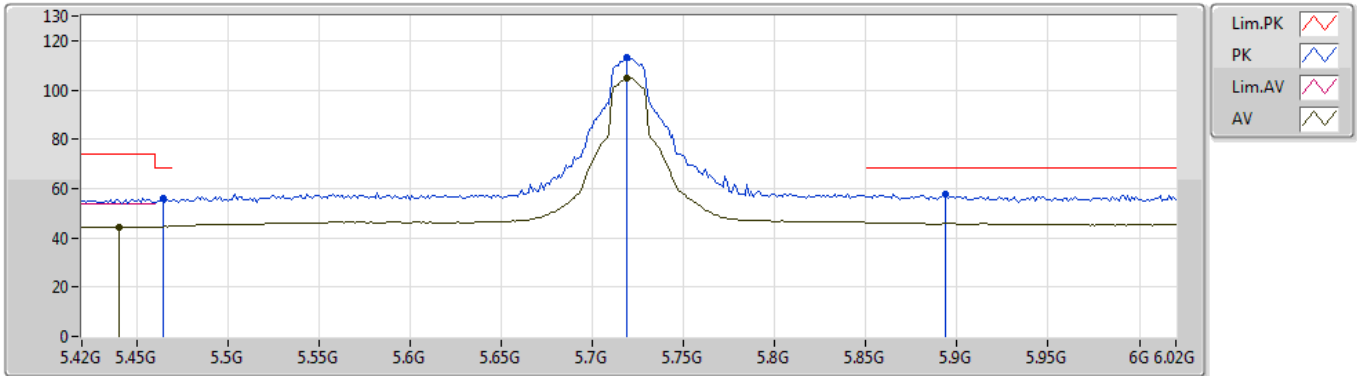


Type	Freq (Hz)	Level (dBuV/m)	Limit (dBuV/m)	Margin (dB)	Factor (dB)	Dist (m)	Condition	Azimuth (°)	Height (m)	Comment
AV	5.4212G	44.03	54.00	-9.97	9.11	3	Vertical	143	2.99	-
AV	5.7188G	100.09	Inf	-Inf	9.47	3	Vertical	143	2.99	-
PK	5.4644G	55.14	68.20	-13.06	9.32	3	Vertical	143	2.99	-
PK	5.7212G	108.79	Inf	-Inf	9.47	3	Vertical	143	2.99	-
PK	5.8652G	56.94	68.20	-11.26	9.84	3	Vertical	143	2.99	-

802.11n HT20_Nss1,(MCS0)_1TX

23/05/2019

5720MHz Straddle 5.47-5.725GHz_TX

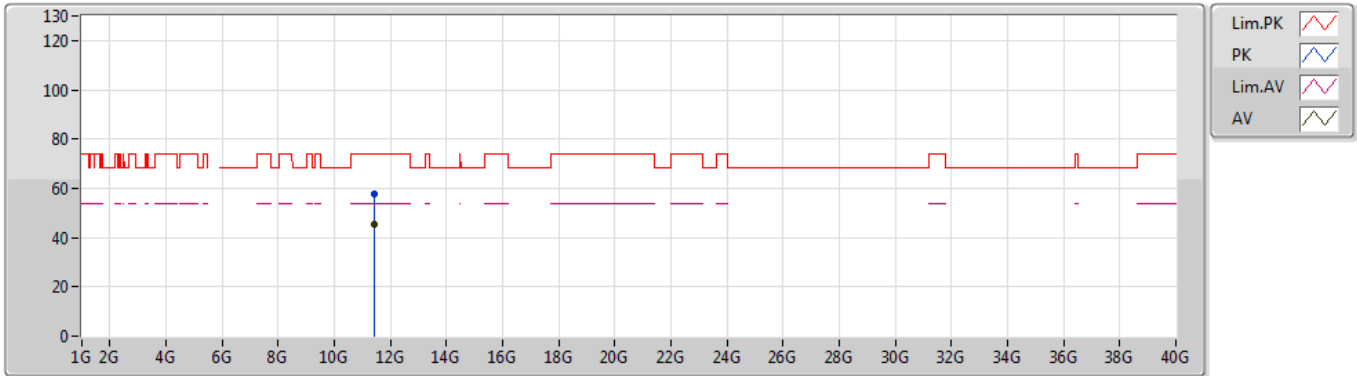


Type	Freq (Hz)	Level (dBuV/m)	Limit (dBuV/m)	Margin (dB)	Factor (dB)	Dist (m)	Condition	Azimuth (°)	Height (m)	Comment
AV	5.4404G	44.48	54.00	-9.52	9.20	3	Horizontal	50	1.13	-
AV	5.7188G	104.59	Inf	-Inf	9.47	3	Horizontal	50	1.13	-
PK	5.4644G	56.25	68.20	-11.95	9.32	3	Horizontal	50	1.13	-
PK	5.7188G	112.95	Inf	-Inf	9.47	3	Horizontal	50	1.13	-
PK	5.894G	57.81	68.20	-10.39	9.93	3	Horizontal	50	1.13	-

802.11n HT20_Nss1,(MCS0)_1TX

23/05/2019

5720MHz Straddle 5.47-5.725GHz_TX

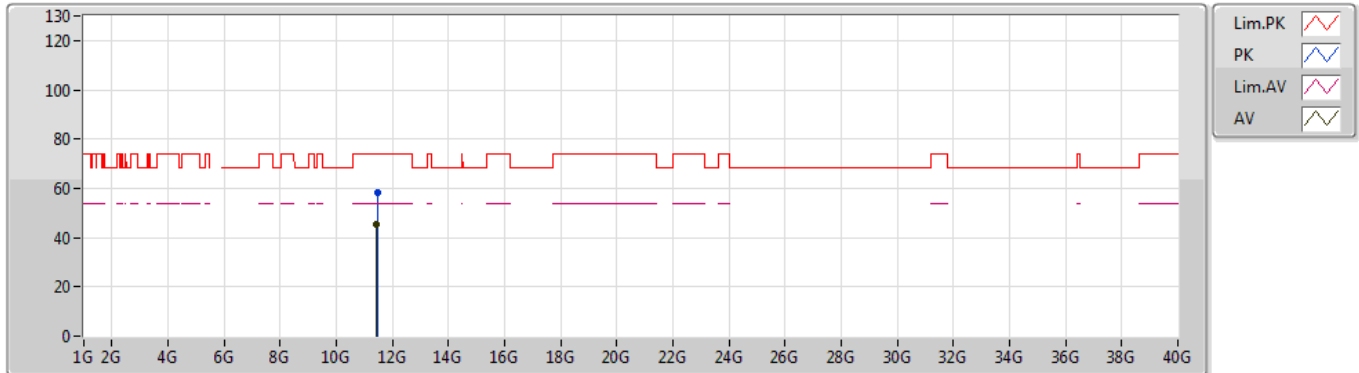


Type	Freq (Hz)	Level (dBuV/m)	Limit (dBuV/m)	Margin (dB)	Factor (dB)	Dist (m)	Condition	Azimuth (°)	Height (m)	Comment
AV	11.42794G	45.26	54.00	-8.74	19.86	3	Vertical	344	1.66	-
PK	11.44006G	57.81	74.00	-16.19	19.84	3	Vertical	344	1.66	-

802.11n HT20_Nss1,(MCS0)_1TX

23/05/2019

5720MHz Straddle 5.47-5.725GHz_TX

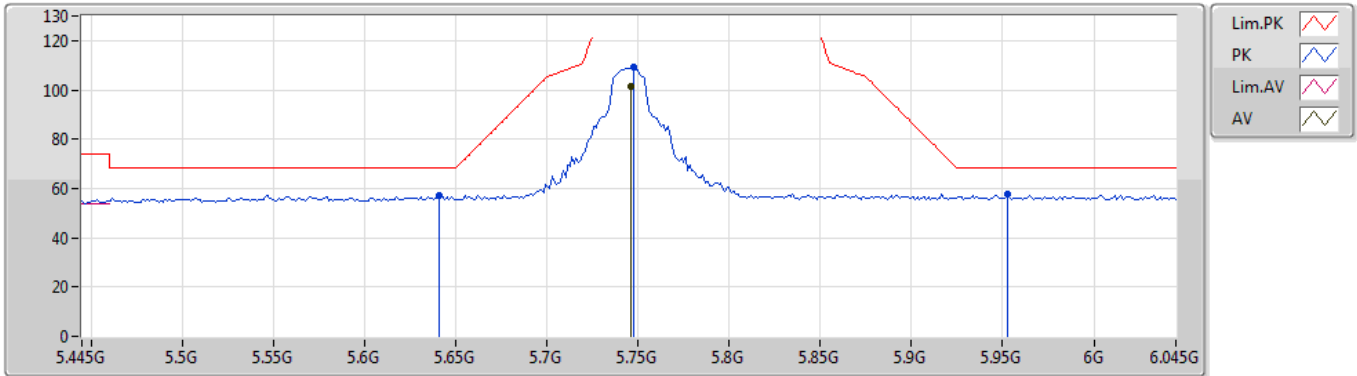


Type	Freq (Hz)	Level (dBuV/m)	Limit (dBuV/m)	Margin (dB)	Factor (dB)	Dist (m)	Condition	Azimuth (°)	Height (m)	Comment
AV	11.42932G	45.11	54.00	-8.89	19.86	3	Horizontal	62	1.02	-
PK	11.45146G	58.06	74.00	-15.94	19.83	3	Horizontal	62	1.02	-

802.11n HT20_Nss1,(MCS0)_1TX

23/05/2019

5745MHz_TX

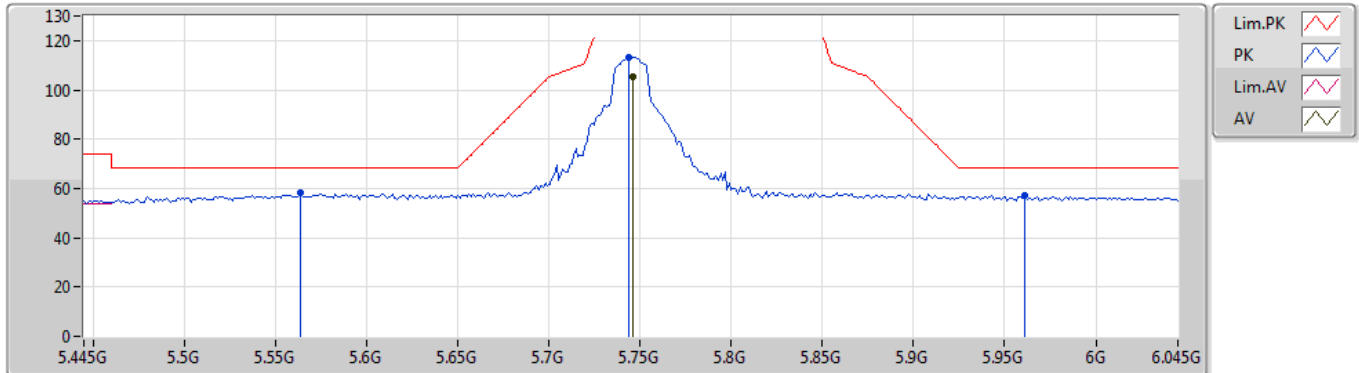


Type	Freq (Hz)	Level (dBuV/m)	Limit (dBuV/m)	Margin (dB)	Factor (dB)	Dist (m)	Condition	Azimuth (°)	Height (m)	Comment
AV	5.7462G	101.22	Inf	-Inf	9.52	3	Vertical	143	2.95	-
PK	5.6406G	57.18	68.20	-11.02	9.36	3	Vertical	143	2.95	-
PK	5.7474G	109.38	Inf	-Inf	9.52	3	Vertical	143	2.95	-
PK	5.9526G	57.86	68.20	-10.34	10.03	3	Vertical	143	2.95	-

802.11n HT20_Nss1,(MCS0)_1TX

23/05/2019

5745MHz_TX

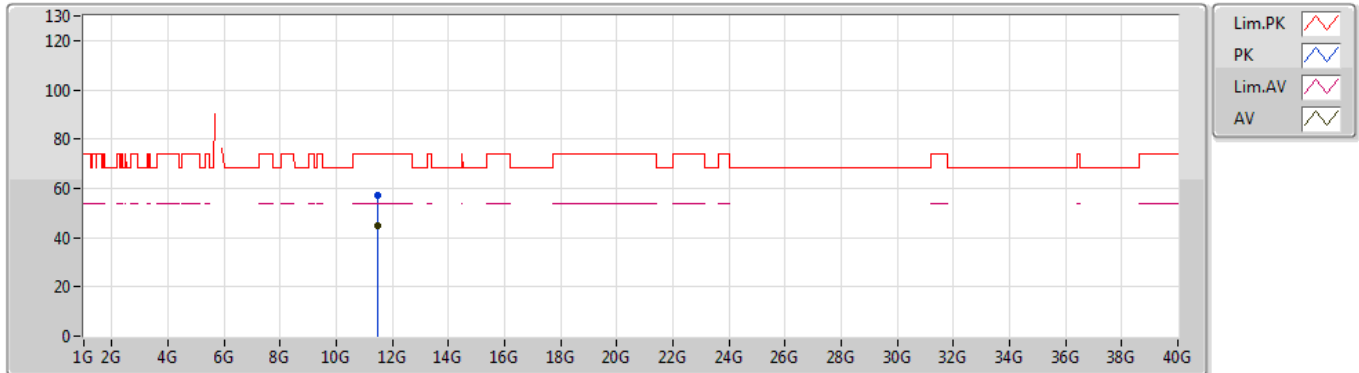


Type	Freq (Hz)	Level (dBuV/m)	Limit (dBuV/m)	Margin (dB)	Factor (dB)	Dist (m)	Condition	Azimuth (°)	Height (m)	Comment
AV	5.7462G	105.37	Inf	-Inf	9.52	3	Horizontal	49	1.02	-
PK	5.5638G	58.01	68.20	-10.19	9.36	3	Horizontal	49	1.02	-
PK	5.7438G	113.39	Inf	-Inf	9.52	3	Horizontal	49	1.02	-
PK	5.961G	57.15	68.20	-11.05	10.05	3	Horizontal	49	1.02	-

802.11n HT20_Nss1,(MCS0)_1TX

23/05/2019

5745MHz_TX

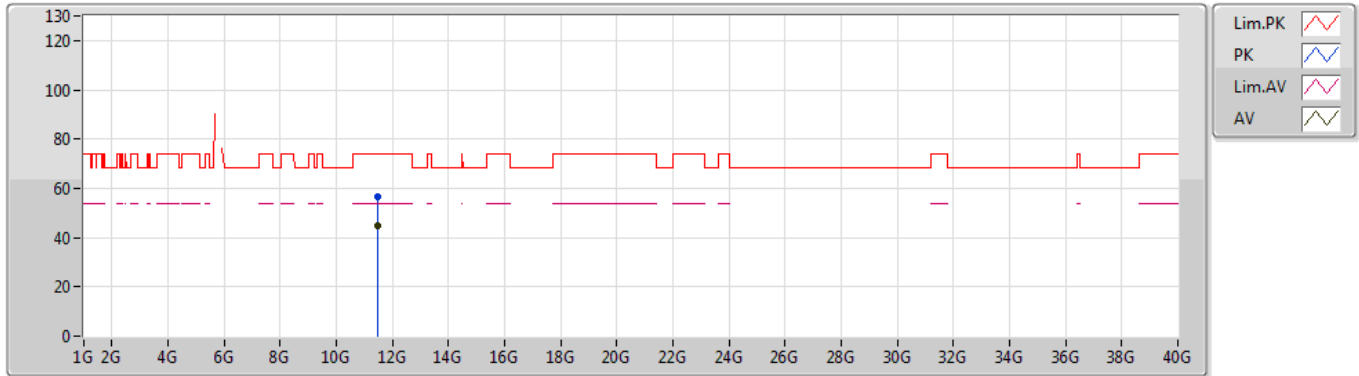


Type	Freq (Hz)	Level (dBuV/m)	Limit (dBuV/m)	Margin (dB)	Factor (dB)	Dist (m)	Condition	Azimuth (°)	Height (m)	Comment
AV	11.4825G	44.81	54.00	-9.19	19.82	3	Vertical	23	2.87	-
PK	11.48178G	57.14	74.00	-16.86	19.82	3	Vertical	23	2.87	-

802.11n HT20_Nss1,(MCS0)_1TX

23/05/2019

5745MHz_TX

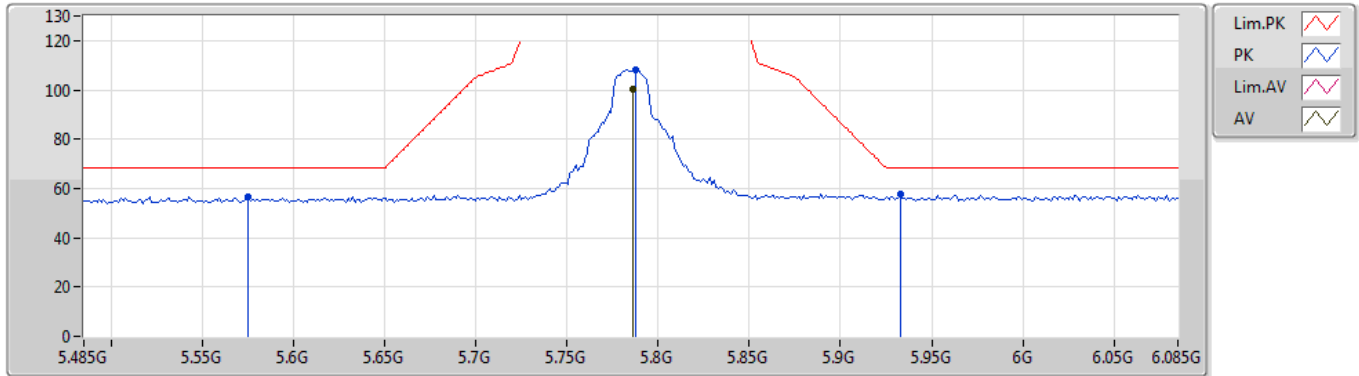


Type	Freq (Hz)	Level (dBuV/m)	Limit (dBuV/m)	Margin (dB)	Factor (dB)	Dist (m)	Condition	Azimuth (°)	Height (m)	Comment
AV	11.48916G	44.83	54.00	-9.17	19.81	3	Horizontal	342	2.22	-
PK	11.49036G	56.69	74.00	-17.31	19.80	3	Horizontal	342	2.22	-

802.11n HT20_Nss1,(MCS0)_1TX

23/05/2019

5785MHz_TX

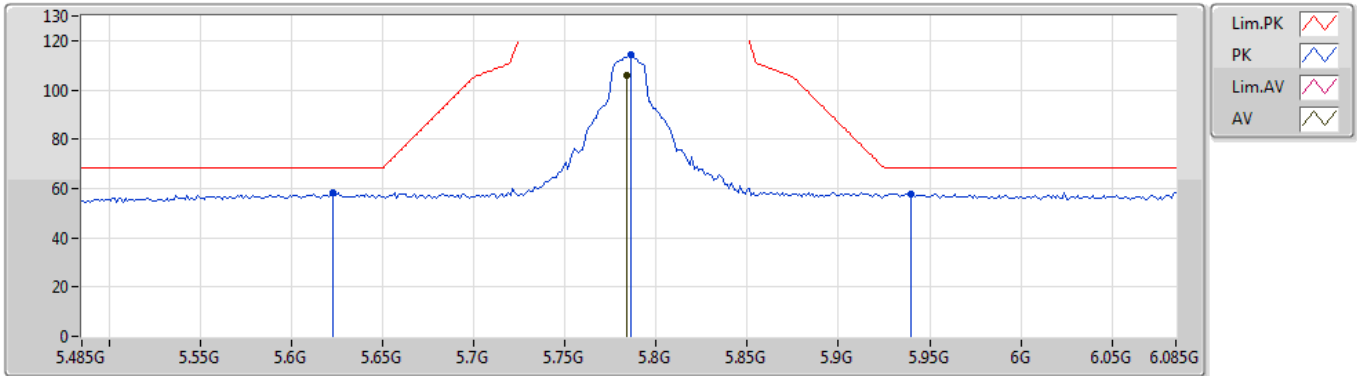


Type	Freq (Hz)	Level (dBuV/m)	Limit (dBuV/m)	Margin (dB)	Factor (dB)	Dist (m)	Condition	Azimuth (°)	Height (m)	Comment
AV	5.7862G	100.45	Inf	-Inf	9.60	3	Vertical	144	2.90	-
PK	5.575G	56.85	68.20	-11.35	9.35	3	Vertical	144	2.90	-
PK	5.7874G	108.21	Inf	-Inf	9.60	3	Vertical	144	2.90	-
PK	5.9326G	57.91	68.20	-10.29	10.00	3	Vertical	144	2.90	-

802.11n HT20_Nss1,(MCS0)_1TX

23/05/2019

5785MHz_TX

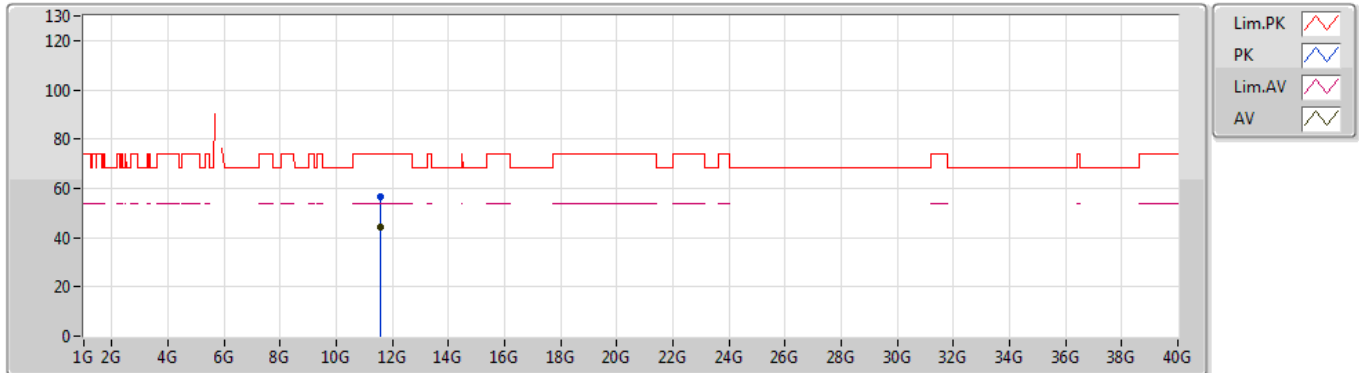


Type	Freq (Hz)	Level (dBuV/m)	Limit (dBuV/m)	Margin (dB)	Factor (dB)	Dist (m)	Condition	Azimuth (°)	Height (m)	Comment
AV	5.7838G	105.81	Inf	-Inf	9.60	3	Horizontal	60	1.01	-
PK	5.623G	58.49	68.20	-9.71	9.33	3	Horizontal	60	1.01	-
PK	5.7862G	114.17	Inf	-Inf	9.60	3	Horizontal	60	1.01	-
PK	5.9398G	57.98	68.20	-10.22	10.02	3	Horizontal	60	1.01	-

802.11n HT20_Nss1,(MCS0)_1TX

23/05/2019

5785MHz_TX

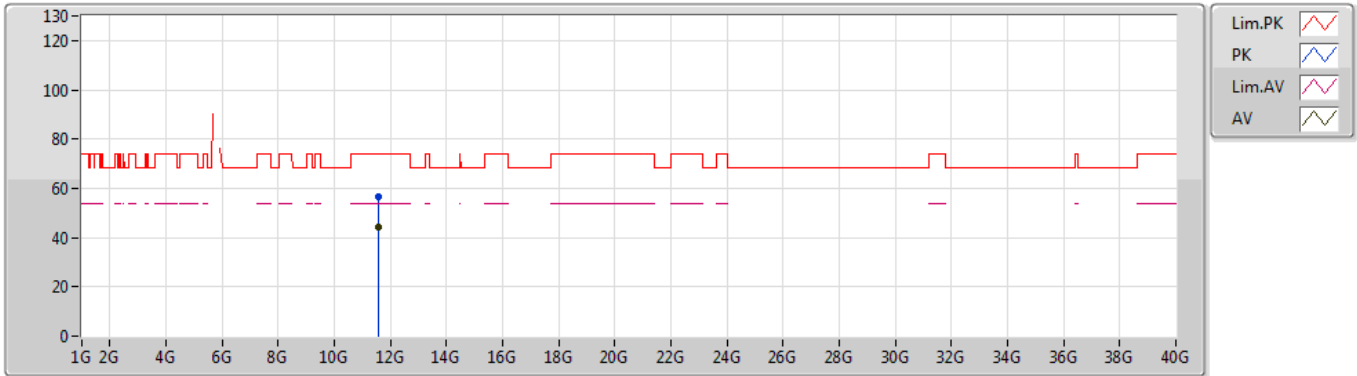


Type	Freq (Hz)	Level (dBuV/m)	Limit (dBuV/m)	Margin (dB)	Factor (dB)	Dist (m)	Condition	Azimuth (°)	Height (m)	Comment
AV	11.57672G	44.47	54.00	-9.53	19.74	3	Vertical	41	1.50	-
PK	11.57246G	56.47	74.00	-17.53	19.74	3	Vertical	41	1.50	-

802.11n HT20_Nss1,(MCS0)_1TX

23/05/2019

5785MHz_TX

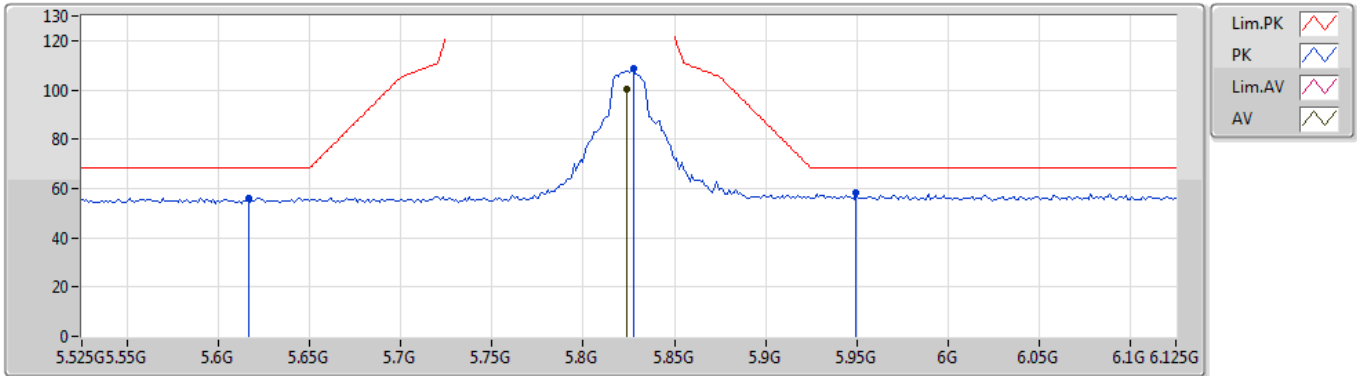


Type	Freq (Hz)	Level (dBuV/m)	Limit (dBuV/m)	Margin (dB)	Factor (dB)	Dist (m)	Condition	Azimuth (°)	Height (m)	Comment
AV	11.5751G	44.35	54.00	-9.65	19.75	3	Horizontal	34	2.66	-
PK	11.55626G	56.56	74.00	-17.44	19.76	3	Horizontal	34	2.66	-

802.11n HT20_Nss1,(MCS0)_1TX

23/05/2019

5825MHz_TX

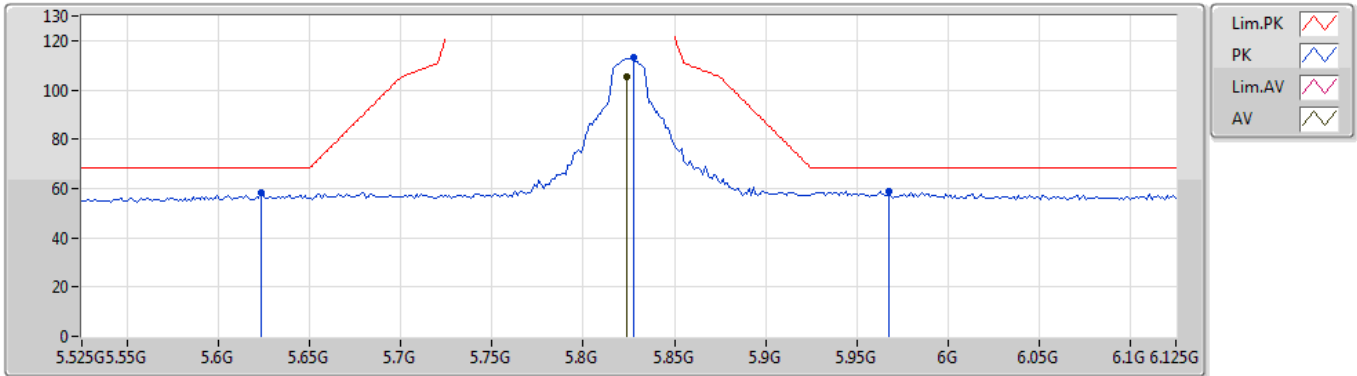


Type	Freq (Hz)	Level (dBuV/m)	Limit (dBuV/m)	Margin (dB)	Factor (dB)	Dist (m)	Condition	Azimuth (°)	Height (m)	Comment
AV	5.8238G	100.12	Inf	-Inf	9.71	3	Vertical	144	2.99	-
PK	5.6162G	56.18	68.20	-12.02	9.34	3	Vertical	144	2.99	-
PK	5.8274G	108.52	Inf	-Inf	9.71	3	Vertical	144	2.99	-
PK	5.9498G	58.32	68.20	-9.88	10.04	3	Vertical	144	2.99	-

802.11n HT20_Nss1,(MCS0)_1TX

23/05/2019

5825MHz_TX

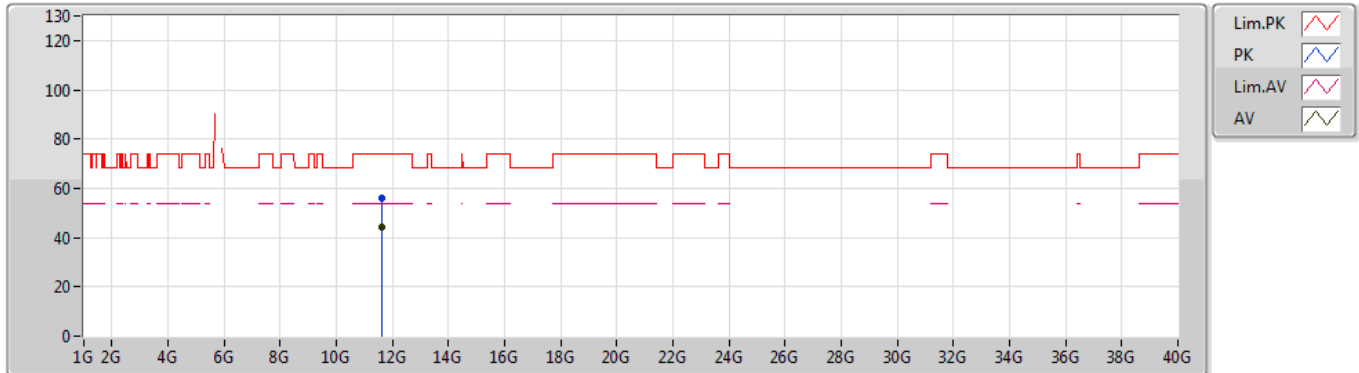


Type	Freq (Hz)	Level (dBuV/m)	Limit (dBuV/m)	Margin (dB)	Factor (dB)	Dist (m)	Condition	Azimuth (°)	Height (m)	Comment
AV	5.8238G	105.42	Inf	-Inf	9.71	3	Horizontal	61	1.01	-
PK	5.6234G	58.07	68.20	-10.13	9.33	3	Horizontal	61	1.01	-
PK	5.8274G	113.28	Inf	-Inf	9.71	3	Horizontal	61	1.01	-
PK	5.9678G	58.81	68.20	-9.39	10.07	3	Horizontal	61	1.01	-

802.11n HT20_Nss1,(MCS0)_1TX

23/05/2019

5825MHz_TX

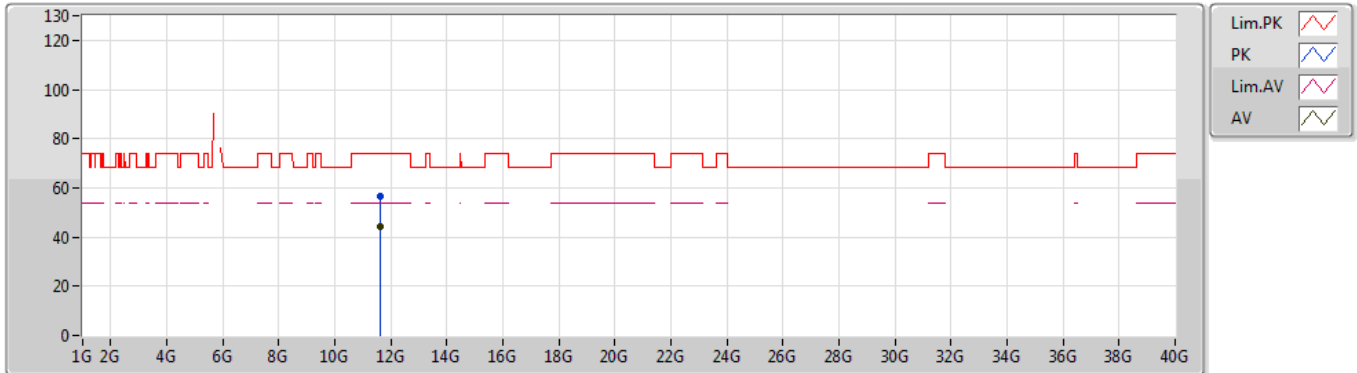


Type	Freq (Hz)	Level (dBuV/m)	Limit (dBuV/m)	Margin (dB)	Factor (dB)	Dist (m)	Condition	Azimuth (°)	Height (m)	Comment
AV	11.63896G	44.00	54.00	-10.00	19.69	3	Vertical	287	1.50	-
PK	11.6389G	56.20	74.00	-17.80	19.69	3	Vertical	287	1.50	-

802.11n HT20_Nss1,(MCS0)_1TX

23/05/2019

5825MHz_TX

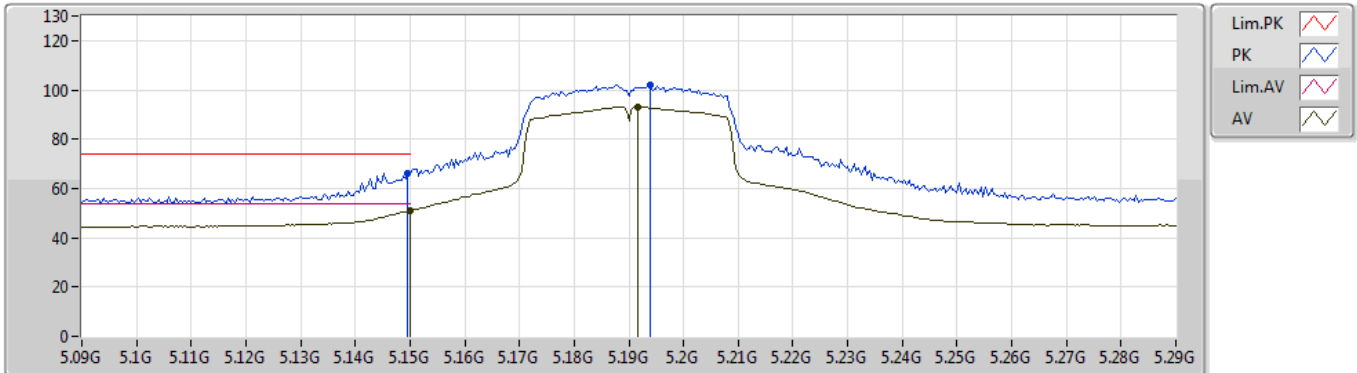


Type	Freq (Hz)	Level (dBuV/m)	Limit (dBuV/m)	Margin (dB)	Factor (dB)	Dist (m)	Condition	Azimuth (°)	Height (m)	Comment
AV	11.63602G	44.29	54.00	-9.71	19.70	3	Horizontal	357	1.33	-
PK	11.63728G	56.63	74.00	-17.37	19.69	3	Horizontal	357	1.33	-

802.11n HT40_Nss1,(MCS0)_1TX

23/05/2019

5190MHz_TX

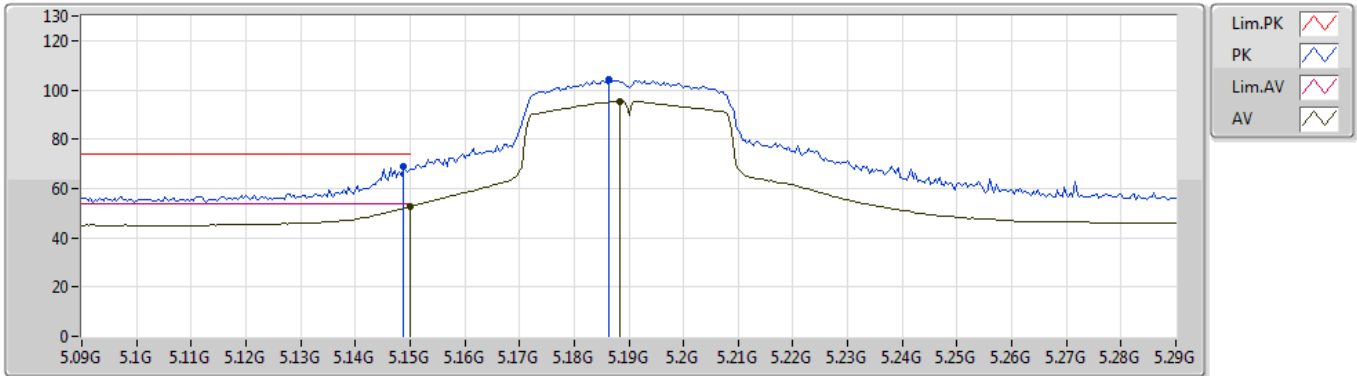


Type	Freq (Hz)	Level (dBuV/m)	Limit (dBuV/m)	Margin (dB)	Factor (dB)	Dist (m)	Condition	Azimuth (°)	Height (m)	Comment
AV	5.15G	50.91	54.00	-3.09	9.01	3	Vertical	130	2.25	-
AV	5.1916G	93.20	Inf	-Inf	8.98	3	Vertical	130	2.25	-
PK	5.1496G	66.02	74.00	-7.98	9.01	3	Vertical	130	2.25	-
PK	5.194G	102.03	Inf	-Inf	8.97	3	Vertical	130	2.25	-

802.11n HT40_Nss1,(MCS0)_1TX

23/05/2019

5190MHz_TX

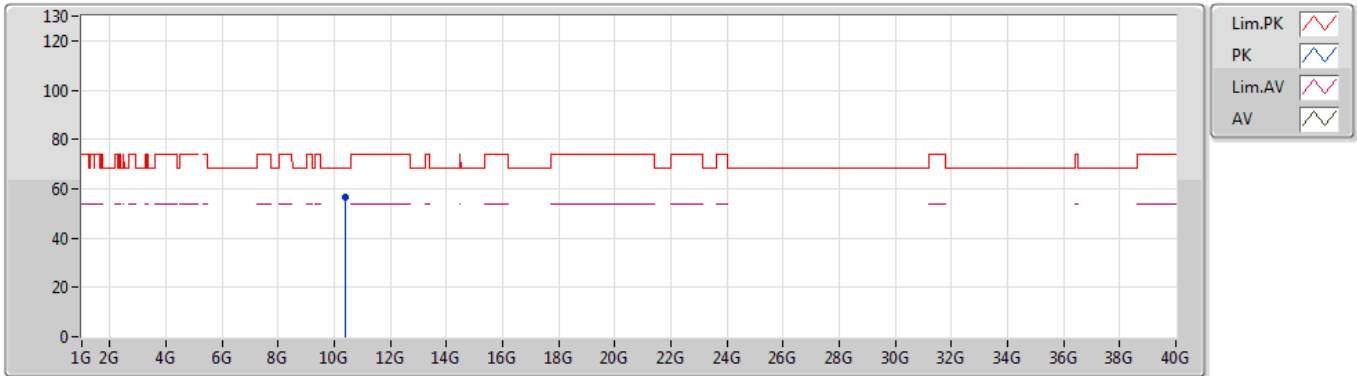


Type	Freq (Hz)	Level (dBuV/m)	Limit (dBuV/m)	Margin (dB)	Factor (dB)	Dist (m)	Condition	Azimuth (°)	Height (m)	Comment
AV	5.15G	52.63	54.00	-1.37	9.01	3	Horizontal	67	1.09	-
AV	5.1884G	95.39	Inf	-Inf	8.98	3	Horizontal	67	1.09	-
PK	5.1488G	69.18	74.00	-4.82	9.01	3	Horizontal	67	1.09	-
PK	5.1864G	104.23	Inf	-Inf	8.99	3	Horizontal	67	1.09	-

802.11n HT40_Nss1,(MCS0)_1TX

24/05/2019

5190MHz_TX

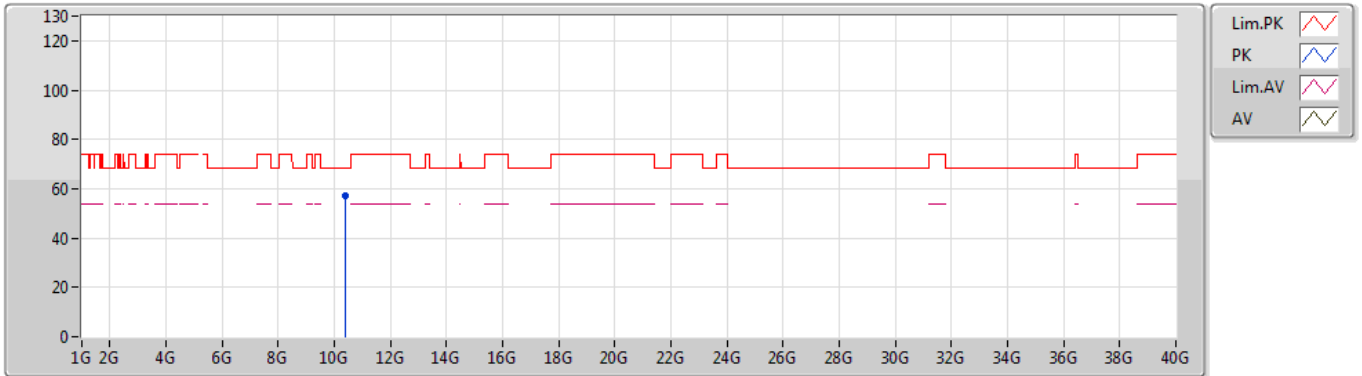






Type	Freq (Hz)	Level (dBuV/m)	Limit (dBuV/m)	Margin (dB)	Factor (dB)	Dist (m)	Condition	Azimuth (°)	Height (m)	Comment
PK	10.37424G	56.84	68.20	-11.36	19.16	3	Vertical	338	2.19	-

802.11n HT40_Nss1,(MCS0)_1TX

24/05/2019

5190MHz_TX



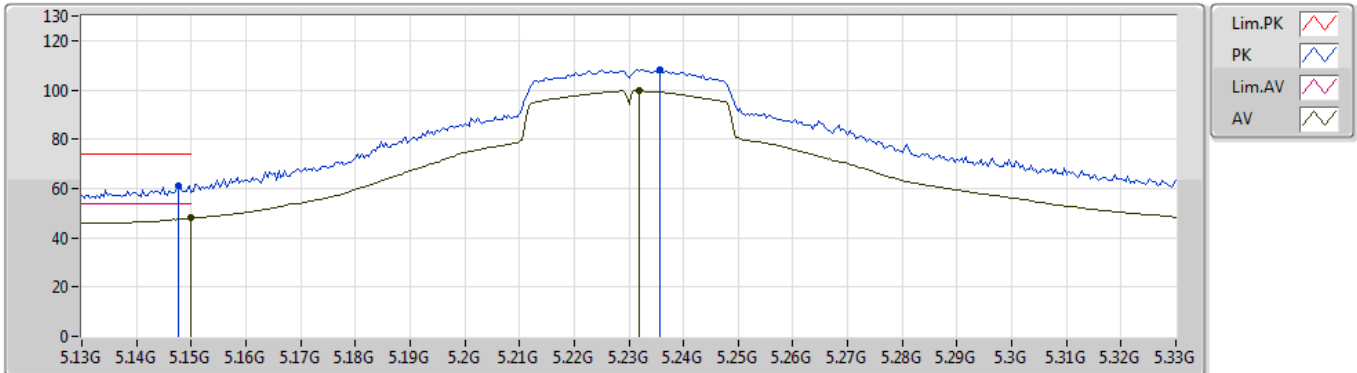
Lim.PK 
 PK 
 Lim.AV 
 AV 

Type	Freq (Hz)	Level (dBuV/m)	Limit (dBuV/m)	Margin (dB)	Factor (dB)	Dist (m)	Condition	Azimuth (°)	Height (m)	Comment
PK	10.38342G	57.28	68.20	-10.92	19.17	3	Horizontal	194	1.08	-

802.11n HT40_Nss1,(MCS0)_1TX

23/05/2019

5230MHz_TX

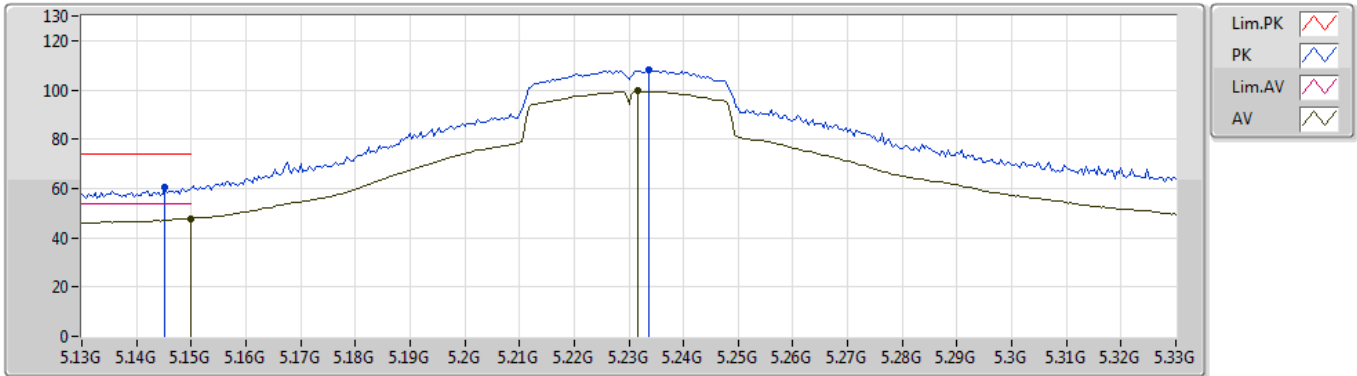


Type	Freq (Hz)	Level (dBuV/m)	Limit (dBuV/m)	Margin (dB)	Factor (dB)	Dist (m)	Condition	Azimuth (°)	Height (m)	Comment
AV	5.15G	48.05	54.00	-5.95	9.01	3	Vertical	136	2.99	-
AV	5.232G	99.70	Inf	-Inf	8.89	3	Vertical	136	2.99	-
PK	5.1476G	61.30	74.00	-12.70	9.01	3	Vertical	136	2.99	-
PK	5.2356G	108.02	Inf	-Inf	8.88	3	Vertical	136	2.99	-

802.11n HT40_Nss1,(MCS0)_1TX

23/05/2019

5230MHz_TX

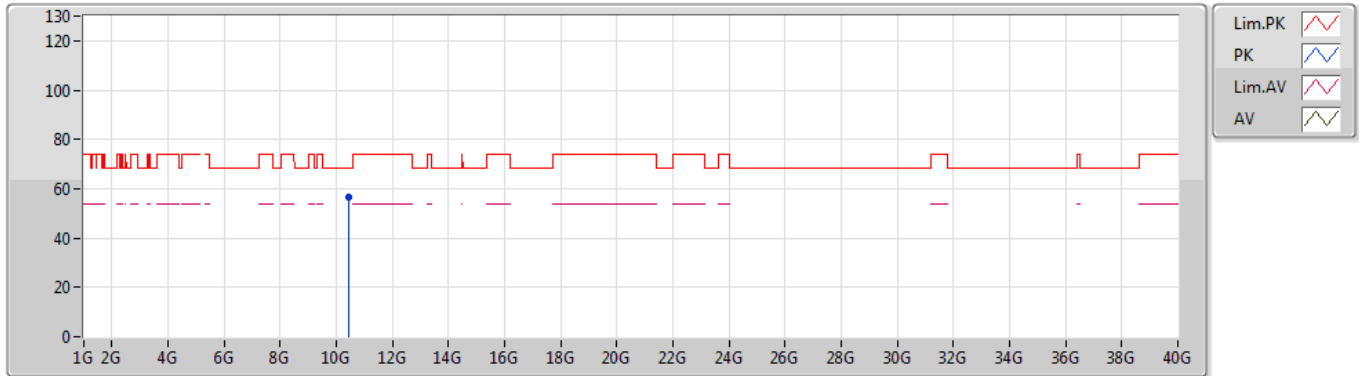


Type	Freq (Hz)	Level (dBuV/m)	Limit (dBuV/m)	Margin (dB)	Factor (dB)	Dist (m)	Condition	Azimuth (°)	Height (m)	Comment
AV	5.15G	47.87	54.00	-6.13	9.01	3	Horizontal	68	1.13	-
AV	5.2316G	99.54	Inf	-Inf	8.90	3	Horizontal	68	1.13	-
PK	5.1452G	60.62	74.00	-13.38	9.02	3	Horizontal	68	1.13	-
PK	5.2336G	107.91	Inf	-Inf	8.89	3	Horizontal	68	1.13	-

802.11n HT40_Nss1,(MCS0)_1TX

24/05/2019

5230MHz_TX

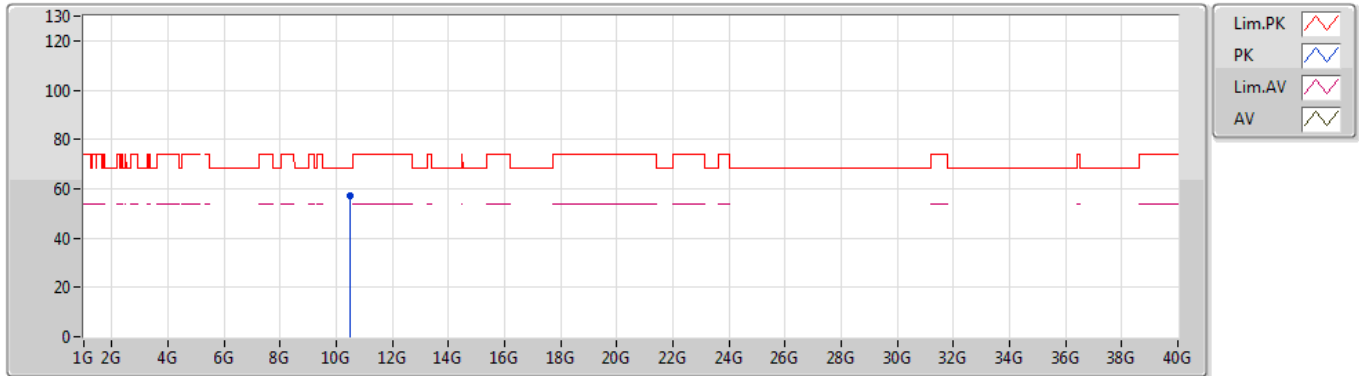


Type	Freq (Hz)	Level (dBuV/m)	Limit (dBuV/m)	Margin (dB)	Factor (dB)	Dist (m)	Condition	Azimuth (°)	Height (m)	Comment
PK	10.45022G	56.85	68.20	-11.35	19.29	3	Vertical	286	1.50	-

802.11n HT40_Nss1,(MCS0)_1TX

24/05/2019

5230MHz_TX

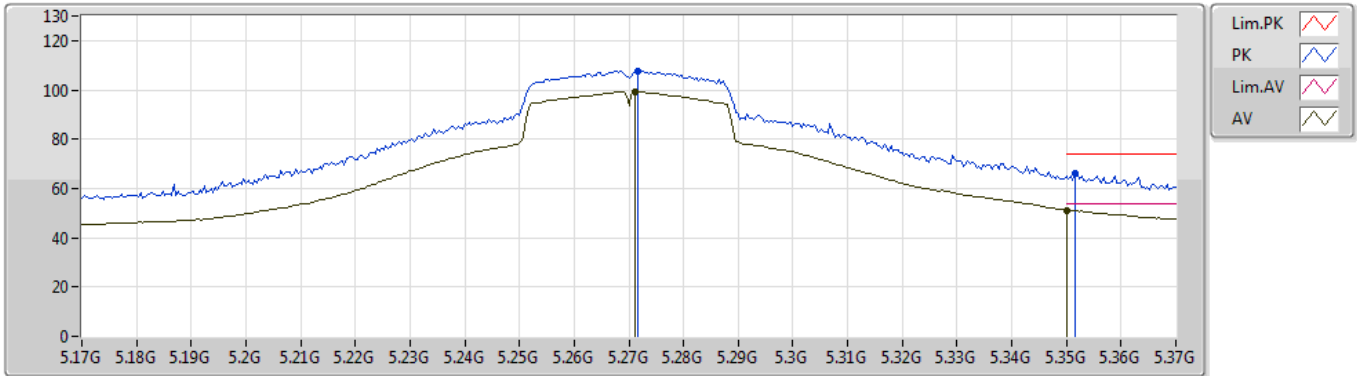


Type	Freq (Hz)	Level (dBuV/m)	Limit (dBuV/m)	Margin (dB)	Factor (dB)	Dist (m)	Condition	Azimuth (°)	Height (m)	Comment
PK	10.46726G	56.90	68.20	-11.30	19.31	3	Horizontal	341	2.45	-

802.11n HT40_Nss1,(MCS0)_1TX

23/05/2019

5270MHz_TX

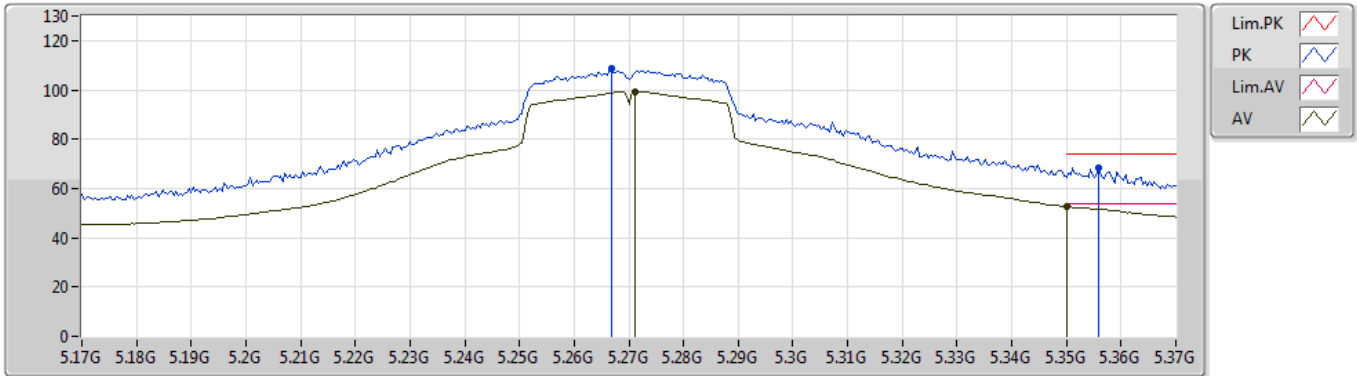


Type	Freq (Hz)	Level (dBuV/m)	Limit (dBuV/m)	Margin (dB)	Factor (dB)	Dist (m)	Condition	Azimuth (°)	Height (m)	Comment
AV	5.2712G	99.33	Inf	-Inf	8.81	3	Vertical	137	2.96	-
AV	5.35G	51.23	54.00	-2.77	8.88	3	Vertical	137	2.96	-
PK	5.2716G	107.70	Inf	-Inf	8.81	3	Vertical	137	2.96	-
PK	5.3516G	66.04	74.00	-7.96	8.88	3	Vertical	137	2.96	-

802.11n HT40_Nss1,(MCS0)_1TX

23/05/2019

5270MHz_TX

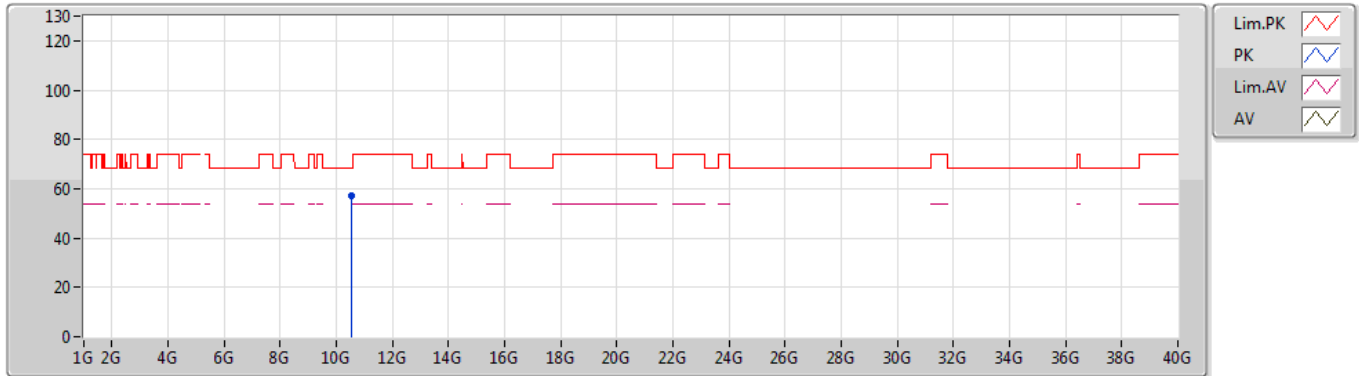


Type	Freq (Hz)	Level (dBuV/m)	Limit (dBuV/m)	Margin (dB)	Factor (dB)	Dist (m)	Condition	Azimuth (°)	Height (m)	Comment
AV	5.2712G	99.45	Inf	-Inf	8.81	3	Horizontal	43	1.13	-
AV	5.35G	52.52	54.00	-1.48	8.88	3	Horizontal	43	1.13	-
PK	5.2668G	108.49	Inf	-Inf	8.81	3	Horizontal	43	1.13	-
PK	5.356G	68.11	74.00	-5.89	8.89	3	Horizontal	43	1.13	-

802.11n HT40_Nss1,(MCS0)_1TX

24/05/2019

5270MHz_TX

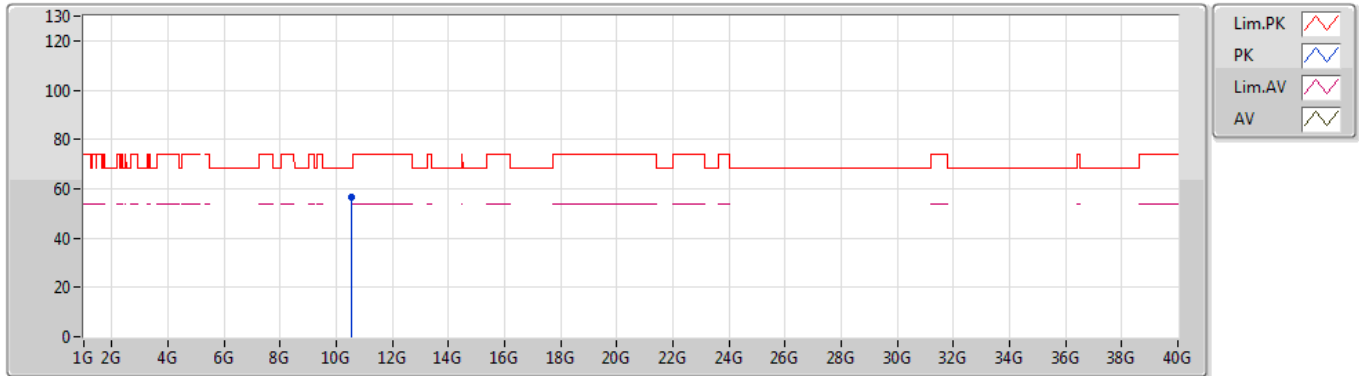


Type	Freq (Hz)	Level (dBuV/m)	Limit (dBuV/m)	Margin (dB)	Factor (dB)	Dist (m)	Condition	Azimuth (°)	Height (m)	Comment
PK	10.5427G	56.89	68.20	-11.31	19.44	3	Vertical	101	1.76	-

802.11n HT40_Nss1,(MCS0)_1TX

24/05/2019

5270MHz_TX

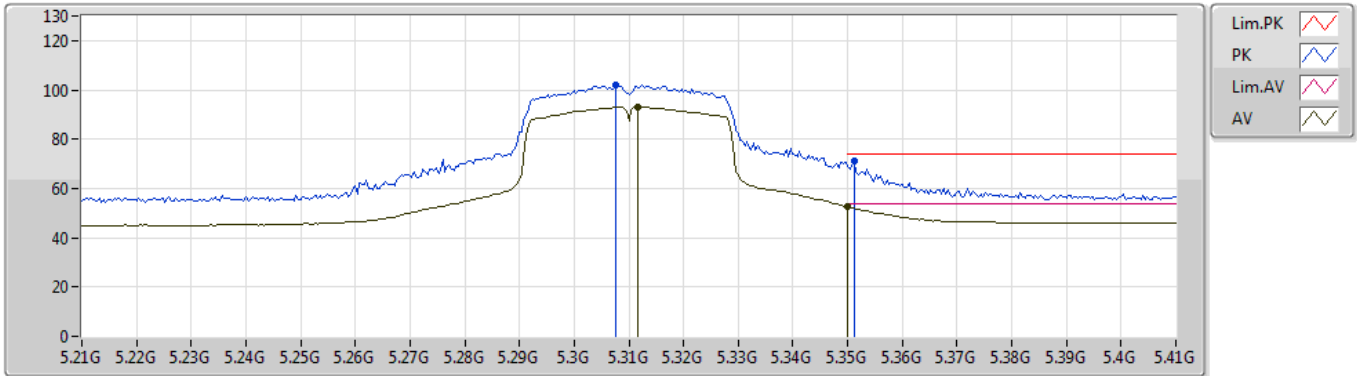


Type	Freq (Hz)	Level (dBuV/m)	Limit (dBuV/m)	Margin (dB)	Factor (dB)	Dist (m)	Condition	Azimuth (°)	Height (m)	Comment
PK	10.55152G	56.72	68.20	-11.48	19.45	3	Horizontal	92	2.24	-

802.11n HT40_Nss1,(MCS0)_1TX

23/05/2019

5310MHz_TX

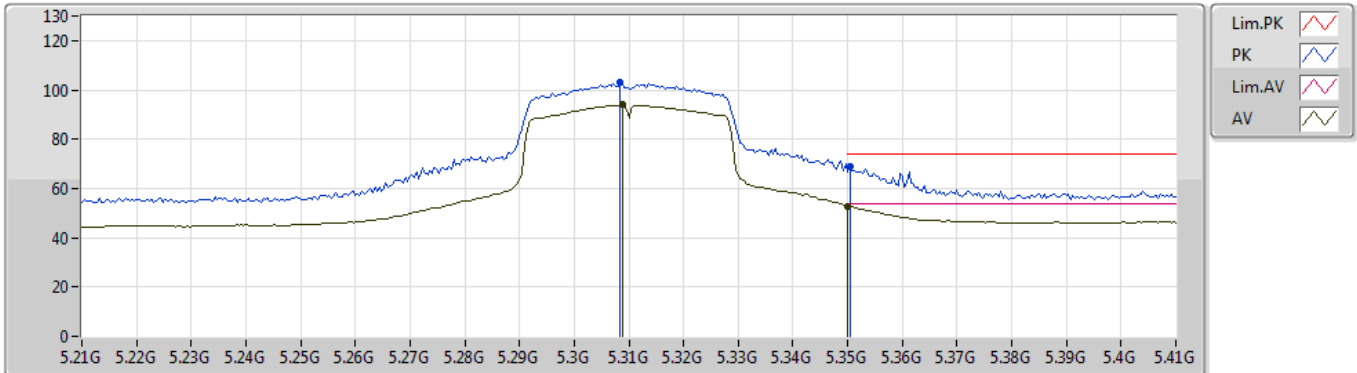


Type	Freq (Hz)	Level (dBuV/m)	Limit (dBuV/m)	Margin (dB)	Factor (dB)	Dist (m)	Condition	Azimuth (°)	Height (m)	Comment
AV	5.311G	93.22	Inf	-Inf	8.76	3	Vertical	137	2.99	-
AV	5.35G	52.52	54.00	-1.48	8.88	3	Vertical	137	2.99	-
PK	5.3076G	102.13	Inf	-Inf	8.76	3	Vertical	137	2.99	-
PK	5.3512G	70.97	74.00	-3.03	8.88	3	Vertical	137	2.99	-

802.11n HT40_Nss1,(MCS0)_1TX

23/05/2019

5310MHz_TX

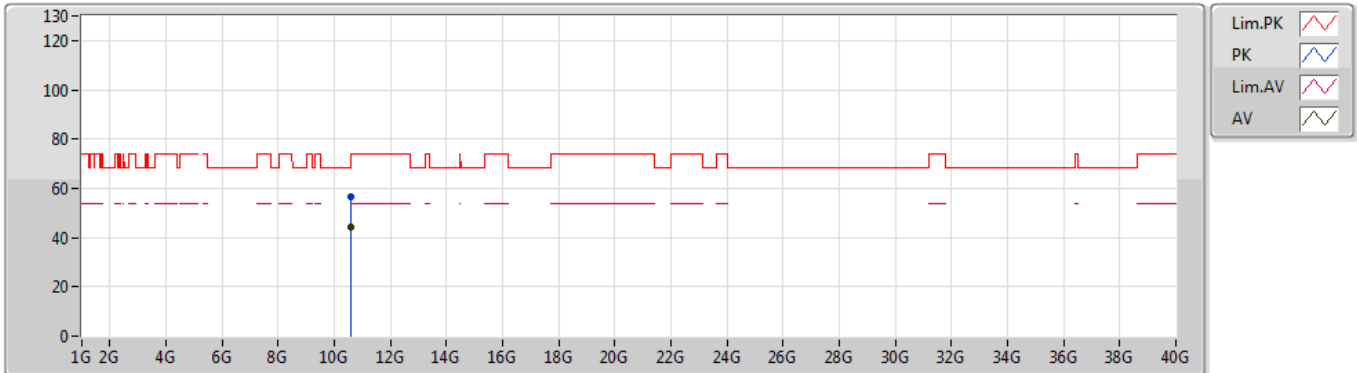


Type	Freq (Hz)	Level (dBuV/m)	Limit (dBuV/m)	Margin (dB)	Factor (dB)	Dist (m)	Condition	Azimuth (°)	Height (m)	Comment
AV	5.3088G	93.93	Inf	-Inf	8.76	3	Horizontal	44	1.19	-
AV	5.35G	52.78	54.00	-1.22	8.88	3	Horizontal	44	1.19	-
PK	5.3084G	102.96	Inf	-Inf	8.76	3	Horizontal	44	1.19	-
PK	5.3504G	69.05	74.00	-4.95	8.88	3	Horizontal	44	1.19	-

802.11n HT40_Nss1,(MCS0)_1TX

24/05/2019

5310MHz_TX

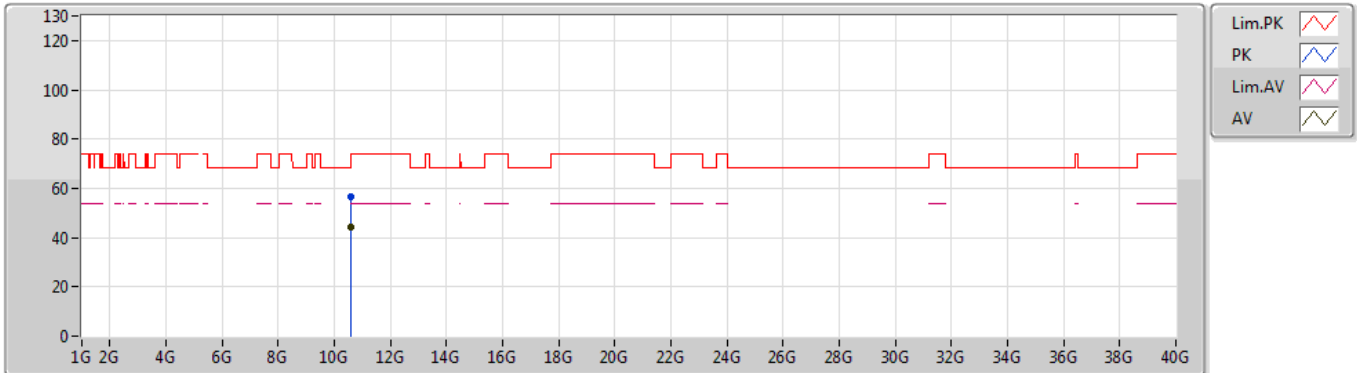


Type	Freq (Hz)	Level (dBuV/m)	Limit (dBuV/m)	Margin (dB)	Factor (dB)	Dist (m)	Condition	Azimuth (°)	Height (m)	Comment
AV	10.611G	44.47	54.00	-9.53	19.54	3	Vertical	248	1.50	-
PK	10.61214G	56.53	74.00	-17.47	19.56	3	Vertical	248	1.50	-

802.11n HT40_Nss1,(MCS0)_1TX

24/05/2019

5310MHz_TX

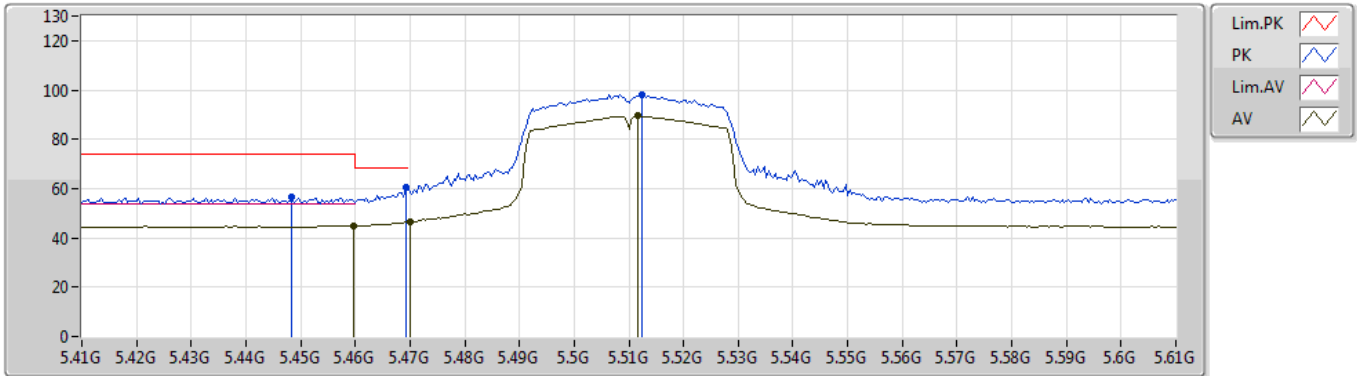


Type	Freq (Hz)	Level (dBuV/m)	Limit (dBuV/m)	Margin (dB)	Factor (dB)	Dist (m)	Condition	Azimuth (°)	Height (m)	Comment
AV	10.6146G	44.46	54.00	-9.54	19.56	3	Horizontal	326	1.12	-
PK	10.61208G	56.77	74.00	-17.23	19.56	3	Horizontal	326	1.12	-

802.11n HT40_Nss1,(MCS0)_1TX

23/05/2019

5510MHz_TX

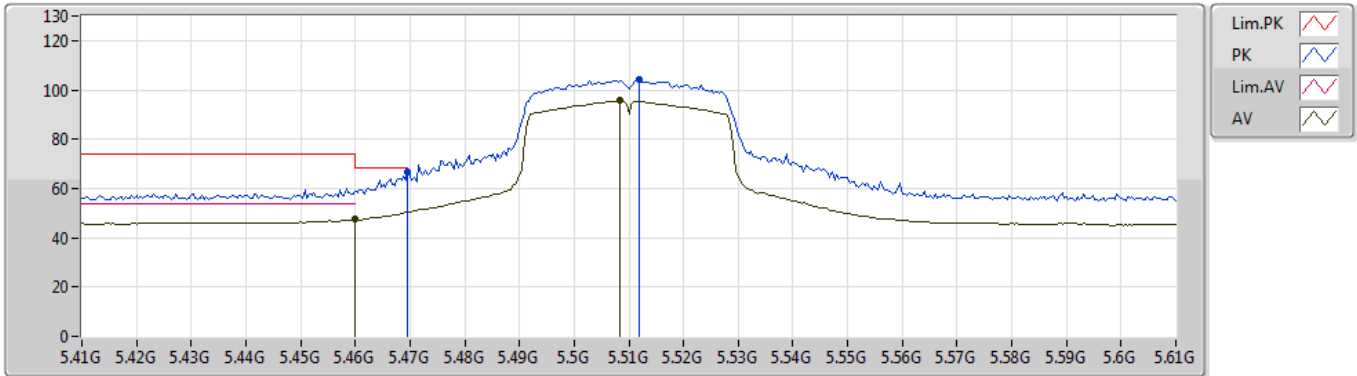


Type	Freq (Hz)	Level (dBuV/m)	Limit (dBuV/m)	Margin (dB)	Factor (dB)	Dist (m)	Condition	Azimuth (°)	Height (m)	Comment
AV	5.4596G	44.82	54.00	-9.18	9.29	3	Vertical	144	2.01	-
AV	5.477G	46.65	Inf	-Inf	9.34	3	Vertical	144	2.01	-
AV	5.5116G	89.50	Inf	-Inf	9.46	3	Vertical	144	2.01	-
PK	5.4484G	56.50	74.00	-17.50	9.23	3	Vertical	144	2.01	-
PK	5.4692G	60.73	68.20	-7.47	9.34	3	Vertical	144	2.01	-
PK	5.5124G	98.27	Inf	-Inf	9.46	3	Vertical	144	2.01	-

802.11n HT40_Nss1,(MCS0)_1TX

23/05/2019

5510MHz_TX

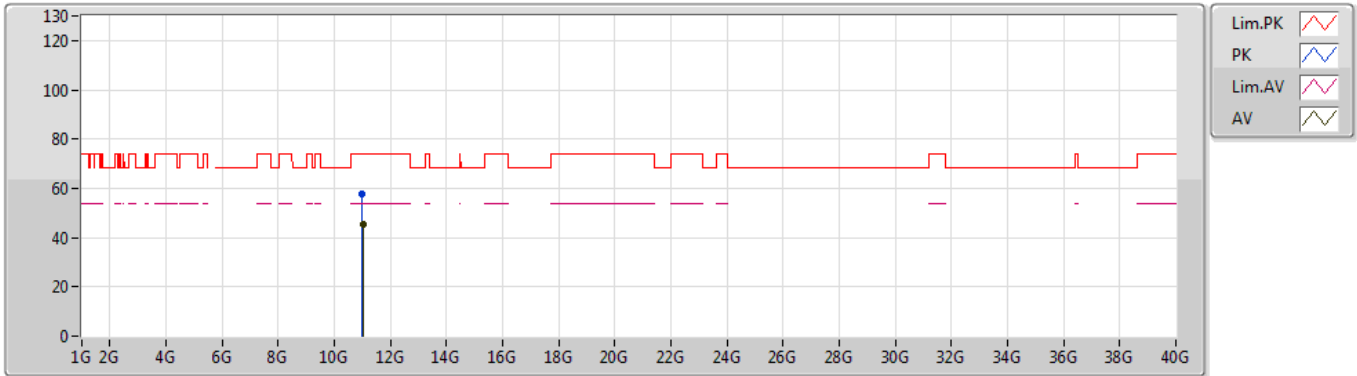


Type	Freq (Hz)	Level (dBuV/m)	Limit (dBuV/m)	Margin (dB)	Factor (dB)	Dist (m)	Condition	Azimuth (°)	Height (m)	Comment
AV	5.46G	47.41	54.00	-6.59	9.29	3	Horizontal	45	1.02	-
AV	5.5084G	95.66	Inf	-Inf	9.46	3	Horizontal	45	1.02	-
PK	5.4696G	66.73	68.20	-1.47	9.34	3	Horizontal	45	1.02	-
PK	5.512G	103.95	Inf	-Inf	9.46	3	Horizontal	45	1.02	-

802.11n HT40_Nss1,(MCS0)_1TX

24/05/2019

5510MHz_TX

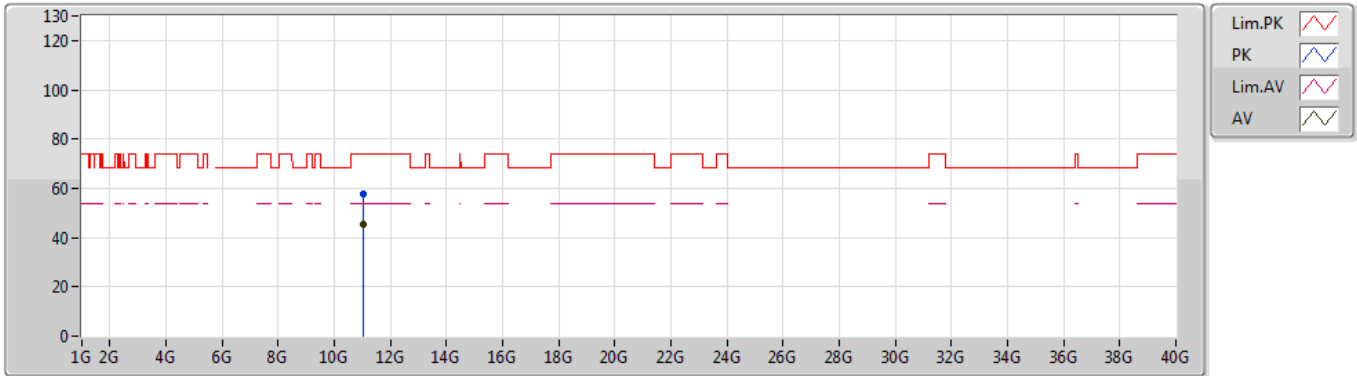


Type	Freq (Hz)	Level (dBuV/m)	Limit (dBuV/m)	Margin (dB)	Factor (dB)	Dist (m)	Condition	Azimuth (°)	Height (m)	Comment
AV	11.03188G	45.64	54.00	-8.36	20.16	3	Vertical	173	2.59	-
PK	11.00626G	57.86	74.00	-16.14	20.18	3	Vertical	173	2.59	-

802.11n HT40_Nss1,(MCS0)_1TX

24/05/2019

5510MHz_TX

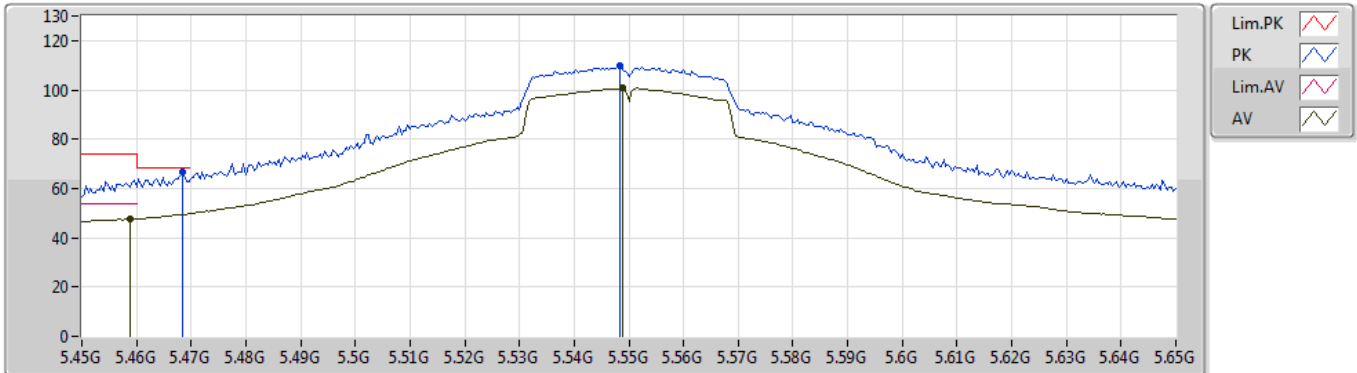


Type	Freq (Hz)	Level (dBuV/m)	Limit (dBuV/m)	Margin (dB)	Factor (dB)	Dist (m)	Condition	Azimuth (°)	Height (m)	Comment
AV	11.01562G	45.60	54.00	-8.40	20.18	3	Horizontal	336	1.50	-
PK	11.01412G	57.82	74.00	-16.18	20.18	3	Horizontal	336	1.50	-

802.11n HT40_Nss1,(MCS0)_1TX

23/05/2019

5550MHz_TX

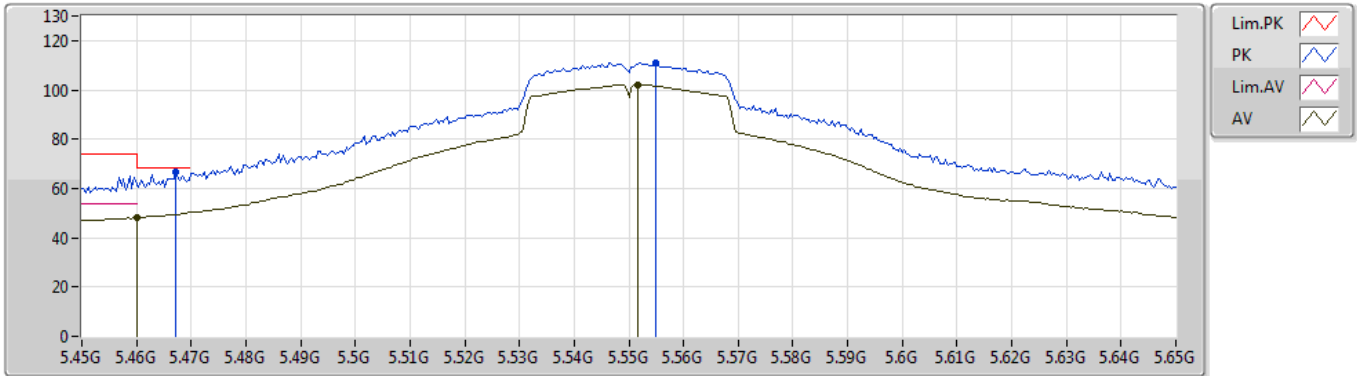


Type	Freq (Hz)	Level (dBuV/m)	Limit (dBuV/m)	Margin (dB)	Factor (dB)	Dist (m)	Condition	Azimuth (°)	Height (m)	Comment
AV	5.4588G	47.69	54.00	-6.31	9.29	3	Vertical	139	2.99	-
AV	5.5488G	100.71	Inf	-Inf	9.39	3	Vertical	139	2.99	-
PK	5.4684G	66.56	68.20	-1.64	9.33	3	Vertical	139	2.99	-
PK	5.5484G	109.88	Inf	-Inf	9.39	3	Vertical	139	2.99	-

802.11n HT40_Nss1,(MCS0)_1TX

23/05/2019

5550MHz_TX

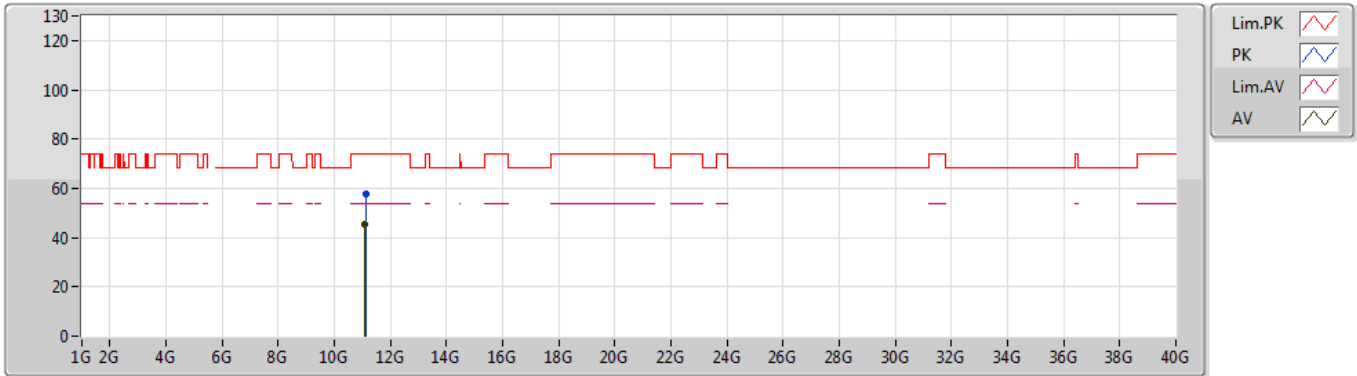


Type	Freq (Hz)	Level (dBuV/m)	Limit (dBuV/m)	Margin (dB)	Factor (dB)	Dist (m)	Condition	Azimuth (°)	Height (m)	Comment
AV	5.46G	48.04	54.00	-5.96	9.29	3	Horizontal	52	1.05	-
AV	5.5516G	102.20	Inf	-Inf	9.39	3	Horizontal	52	1.05	-
PK	5.4672G	66.49	68.20	-1.71	9.33	3	Horizontal	52	1.05	-
PK	5.5548G	111.02	Inf	-Inf	9.38	3	Horizontal	52	1.05	-

802.11n HT40_Nss1,(MCS0)_1TX

24/05/2019

5550MHz_TX

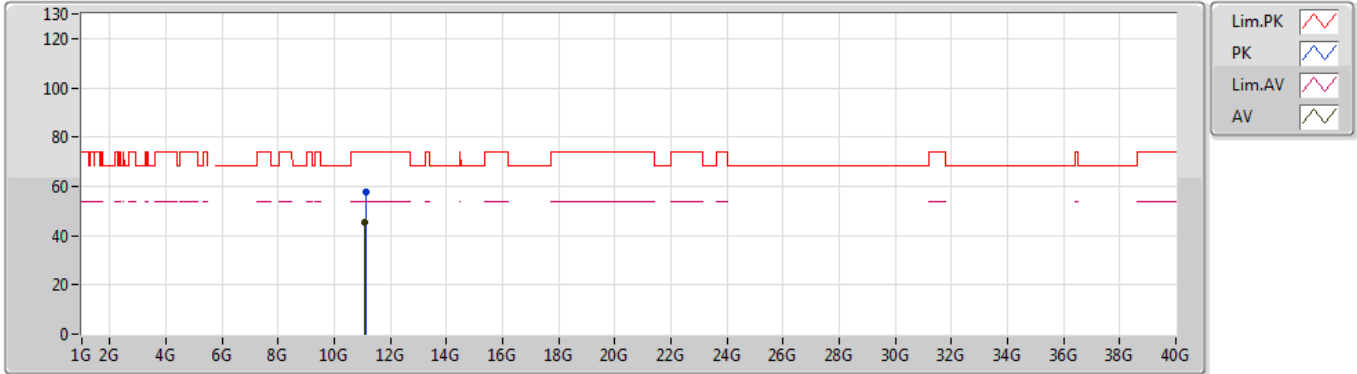


Type	Freq (Hz)	Level (dBuV/m)	Limit (dBuV/m)	Margin (dB)	Factor (dB)	Dist (m)	Condition	Azimuth (°)	Height (m)	Comment
AV	11.10276G	45.45	54.00	-8.55	20.11	3	Vertical	304	1.50	-
PK	11.10996G	57.54	74.00	-16.46	20.11	3	Vertical	304	1.50	-

802.11n HT40_Nss1,(MCS0)_1TX

24/05/2019

5550MHz_TX

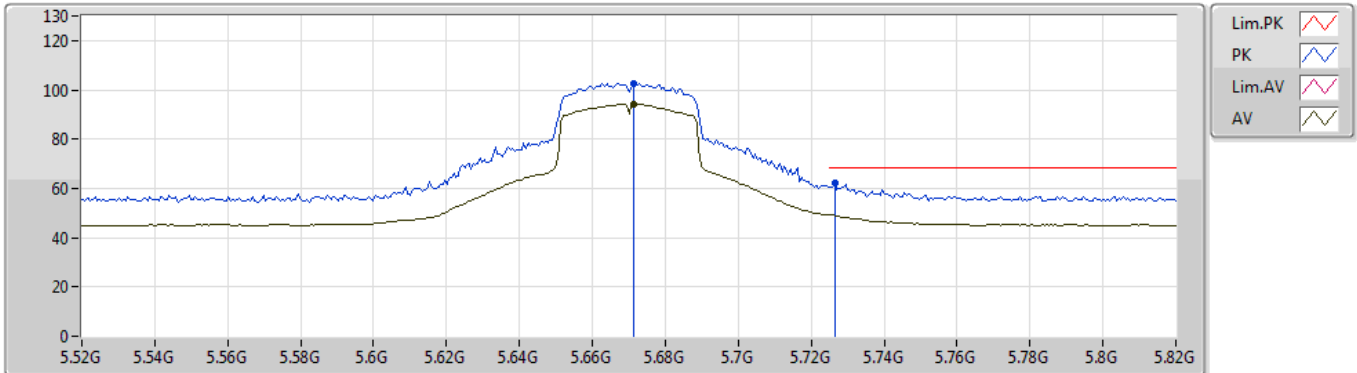


Type	Freq (Hz)	Level (dBuV/m)	Limit (dBuV/m)	Margin (dB)	Factor (dB)	Dist (m)	Condition	Azimuth (°)	Height (m)	Comment
AV	11.09202G	45.52	54.00	-8.48	20.12	3	Horizontal	121	1.50	-
PK	11.11266G	57.63	74.00	-16.37	20.10	3	Horizontal	121	1.50	-

802.11n HT40_Nss1,(MCS0)_1TX

23/05/2019

5670MHz_TX

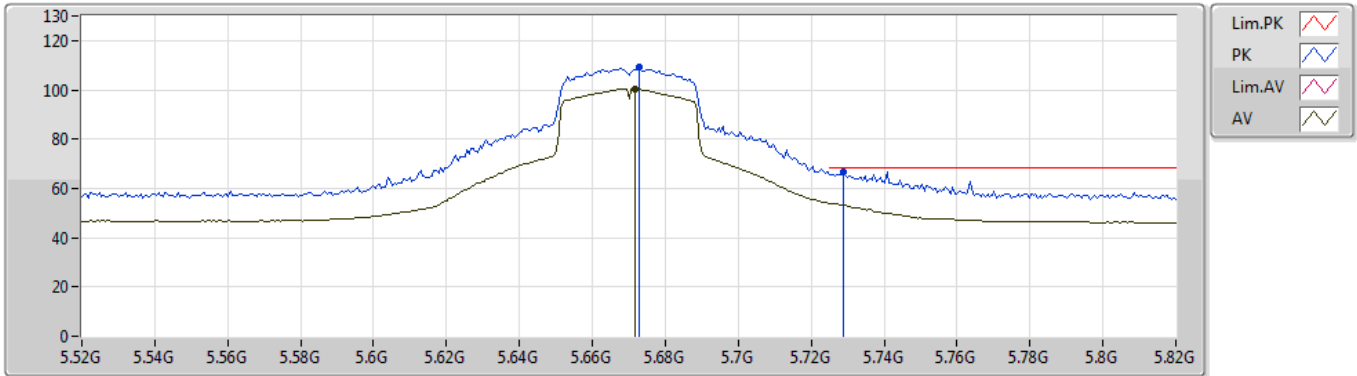


Type	Freq (Hz)	Level (dBuV/m)	Limit (dBuV/m)	Margin (dB)	Factor (dB)	Dist (m)	Condition	Azimuth (°)	Height (m)	Comment
AV	5.6712G	94.35	Inf	-Inf	9.40	3	Vertical	145	2.09	-
PK	5.6712G	102.81	Inf	-Inf	9.40	3	Vertical	145	2.09	-
PK	5.7264G	62.00	68.20	-6.20	9.48	3	Vertical	145	2.09	-

802.11n HT40_Nss1,(MCS0)_1TX

23/05/2019

5670MHz_TX

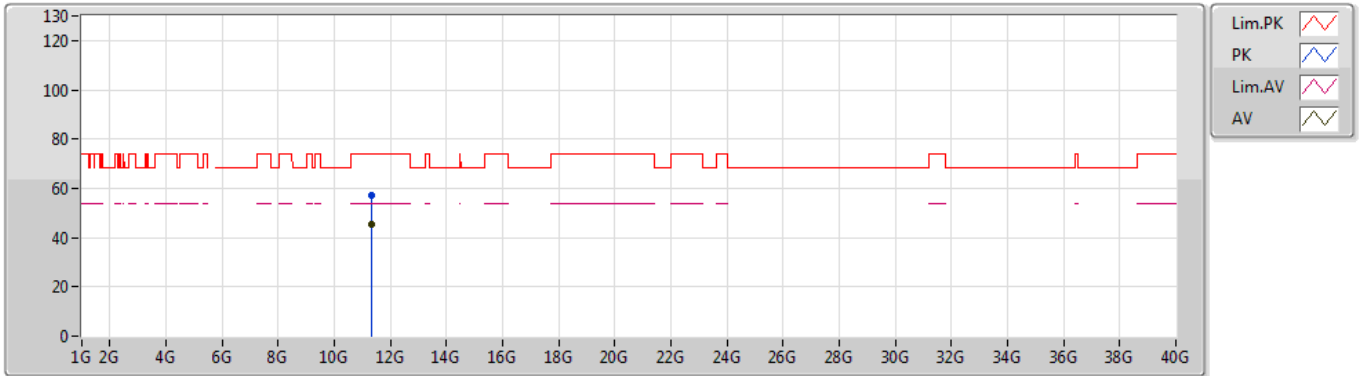


Type	Freq (Hz)	Level (dBuV/m)	Limit (dBuV/m)	Margin (dB)	Factor (dB)	Dist (m)	Condition	Azimuth (°)	Height (m)	Comment
AV	5.6718G	100.53	Inf	-Inf	9.40	3	Horizontal	51	1.12	-
PK	5.673G	109.06	Inf	-Inf	9.40	3	Horizontal	51	1.12	-
PK	5.7288G	66.56	68.20	-1.64	9.49	3	Horizontal	51	1.12	-

802.11n HT40_Nss1,(MCS0)_1TX

24/05/2019

5670MHz_TX

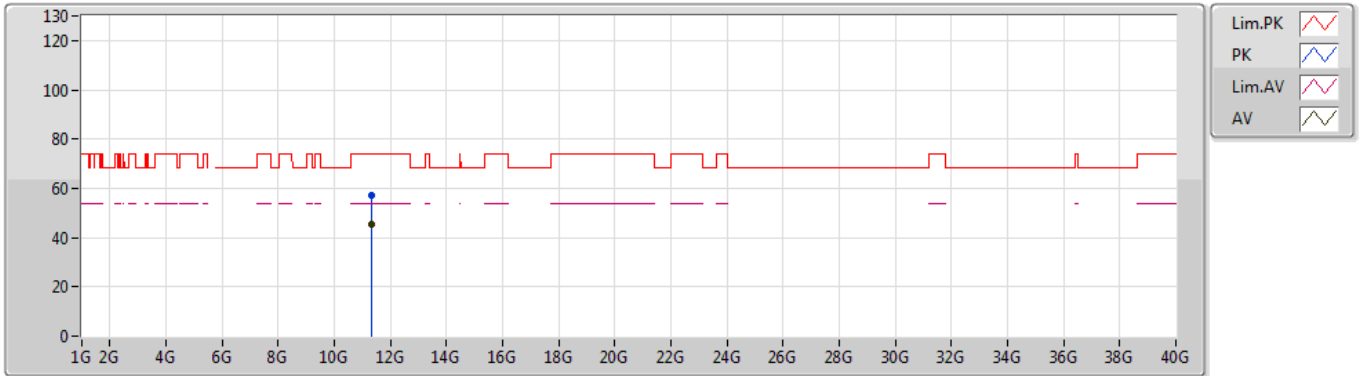


Type	Freq (Hz)	Level (dBuV/m)	Limit (dBuV/m)	Margin (dB)	Factor (dB)	Dist (m)	Condition	Azimuth (°)	Height (m)	Comment
AV	11.33652G	45.29	54.00	-8.71	19.93	3	Vertical	225	1.00	-
PK	11.3388G	57.42	74.00	-16.58	19.92	3	Vertical	225	1.00	-

802.11n HT40_Nss1,(MCS0)_1TX

24/05/2019

5670MHz_TX

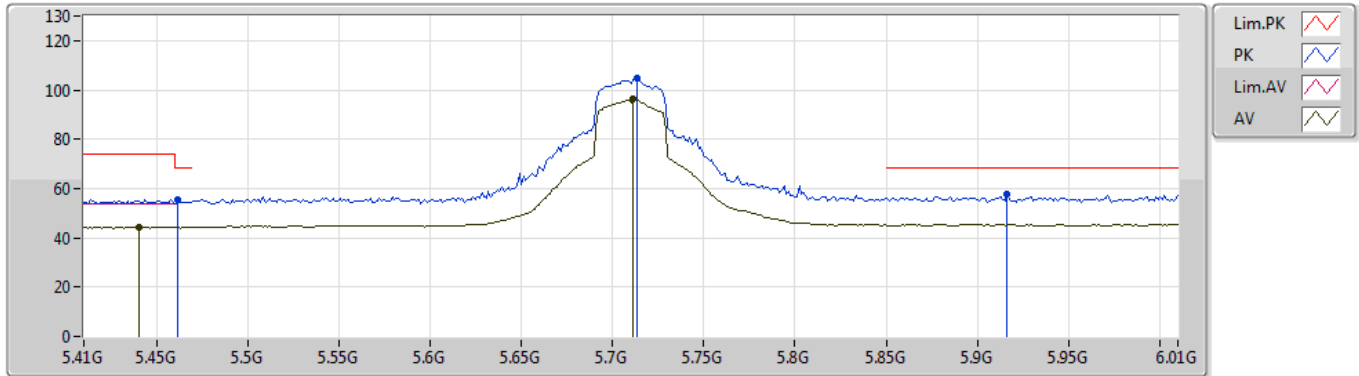


Type	Freq (Hz)	Level (dBuV/m)	Limit (dBuV/m)	Margin (dB)	Factor (dB)	Dist (m)	Condition	Azimuth (°)	Height (m)	Comment
AV	11.33808G	45.27	54.00	-8.73	19.92	3	Horizontal	2	1.50	-
PK	11.32536G	57.42	74.00	-16.58	19.94	3	Horizontal	2	1.50	-

802.11n HT40_Nss1,(MCS0)_1TX

23/05/2019

5710MHz Straddle 5.47-5.725GHz_TX

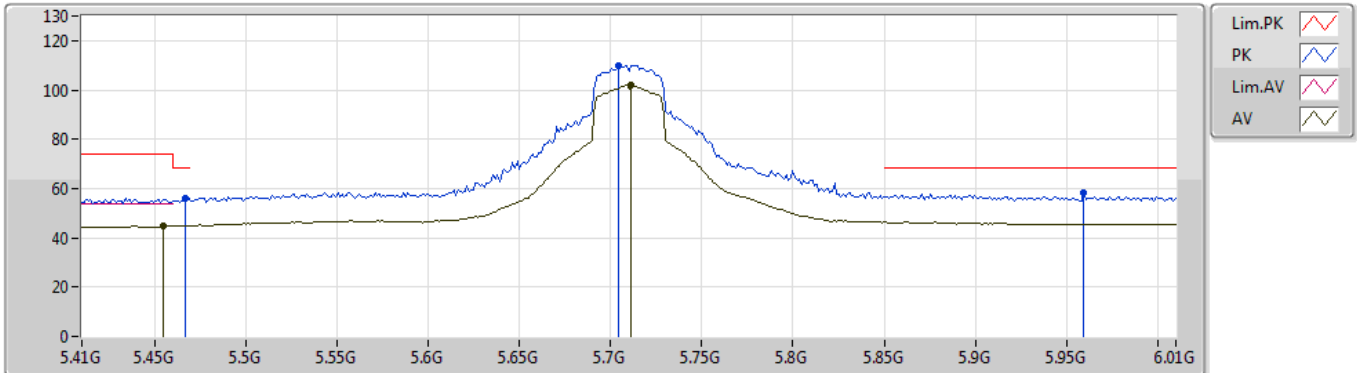


Type	Freq (Hz)	Level (dBuV/m)	Limit (dBuV/m)	Margin (dB)	Factor (dB)	Dist (m)	Condition	Azimuth (°)	Height (m)	Comment
AV	5.44G	44.29	54.00	-9.71	9.20	3	Vertical	146	2.06	-
AV	5.7112G	96.19	Inf	-Inf	9.45	3	Vertical	146	2.06	-
PK	5.4616G	55.29	68.20	-12.91	9.30	3	Vertical	146	2.06	-
PK	5.7136G	104.55	Inf	-Inf	9.46	3	Vertical	146	2.06	-
PK	5.9164G	57.78	68.20	-10.42	9.99	3	Vertical	146	2.06	-

802.11n HT40_Nss1,(MCS0)_1TX

23/05/2019

5710MHz Straddle 5.47-5.725GHz_TX

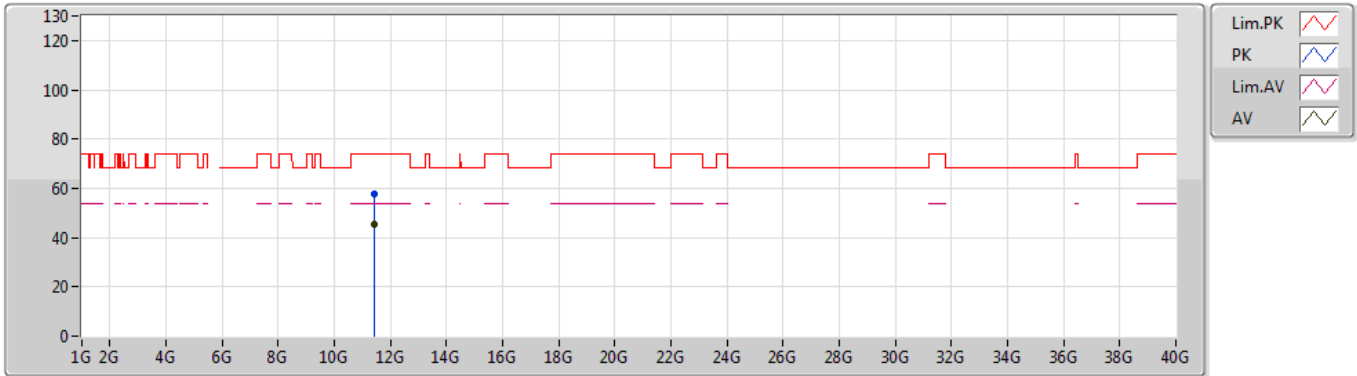


Type	Freq (Hz)	Level (dBuV/m)	Limit (dBuV/m)	Margin (dB)	Factor (dB)	Dist (m)	Condition	Azimuth (°)	Height (m)	Comment
AV	5.4544G	44.80	54.00	-9.20	9.27	3	Horizontal	52	1.07	-
AV	5.7112G	101.85	Inf	-Inf	9.45	3	Horizontal	52	1.07	-
PK	5.4664G	55.98	68.20	-12.22	9.33	3	Horizontal	52	1.07	-
PK	5.704G	109.90	Inf	-Inf	9.44	3	Horizontal	52	1.07	-
PK	5.9596G	58.08	68.20	-10.12	10.05	3	Horizontal	52	1.07	-

802.11n HT40_Nss1,(MCS0)_1TX

24/05/2019

5710MHz Straddle 5.47-5.725GHz_TX

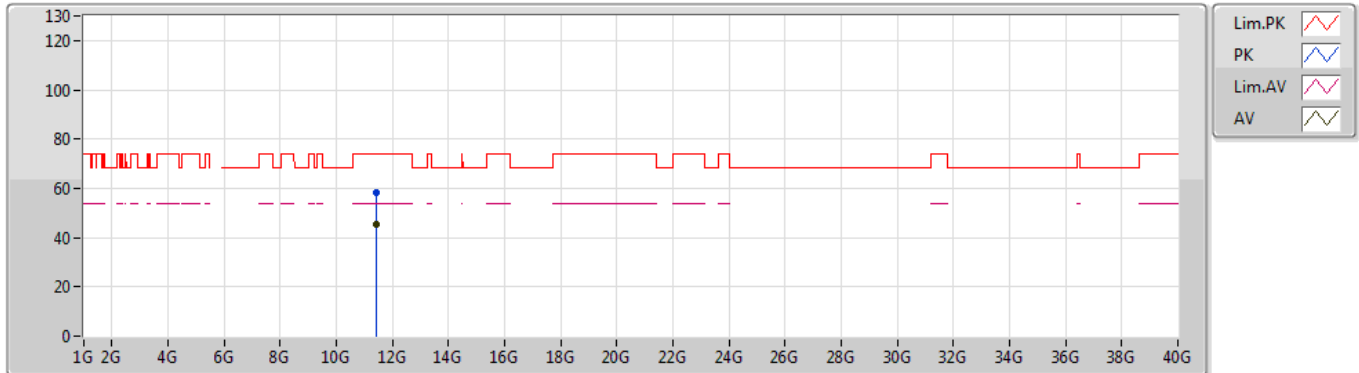


Type	Freq (Hz)	Level (dBuV/m)	Limit (dBuV/m)	Margin (dB)	Factor (dB)	Dist (m)	Condition	Azimuth (°)	Height (m)	Comment
AV	11.40716G	45.26	54.00	-8.74	19.87	3	Vertical	328	2.33	-
PK	11.41292G	57.79	74.00	-16.21	19.87	3	Vertical	328	2.33	-

802.11n HT40_Nss1,(MCS0)_1TX

24/05/2019

5710MHz Straddle 5.47-5.725GHz_TX

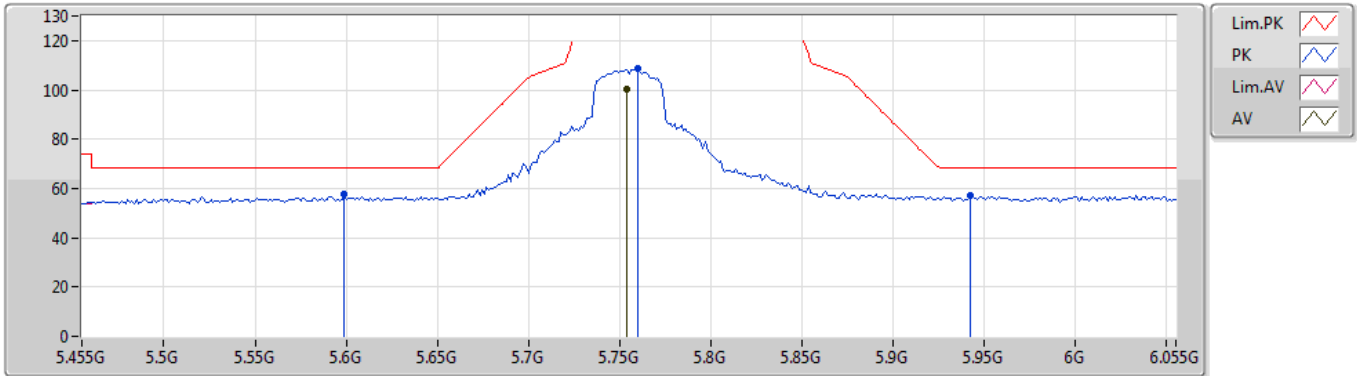


Type	Freq (Hz)	Level (dBuV/m)	Limit (dBuV/m)	Margin (dB)	Factor (dB)	Dist (m)	Condition	Azimuth (°)	Height (m)	Comment
AV	11.40626G	45.27	54.00	-8.73	19.87	3	Horizontal	271	1.81	-
PK	11.4182G	58.00	74.00	-16.00	19.86	3	Horizontal	271	1.81	-

802.11n HT40_Nss1,(MCS0)_1TX

23/05/2019

5755MHz_TX

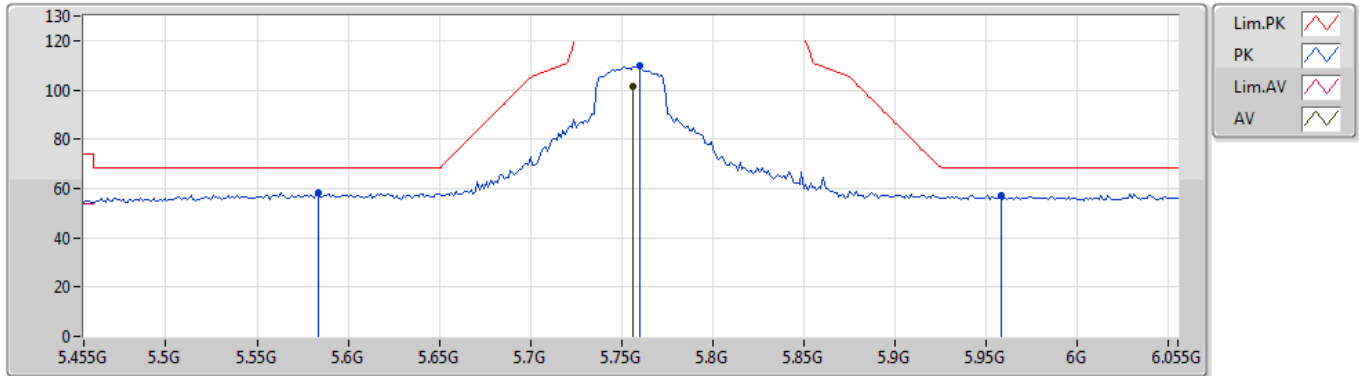


Type	Freq (Hz)	Level (dBuV/m)	Limit (dBuV/m)	Margin (dB)	Factor (dB)	Dist (m)	Condition	Azimuth (°)	Height (m)	Comment
AV	5.7538G	100.50	Inf	-Inf	9.54	3	Vertical	115	2.92	-
PK	5.599G	57.78	68.20	-10.42	9.31	3	Vertical	115	2.92	-
PK	5.7598G	108.66	Inf	-Inf	9.55	3	Vertical	115	2.92	-
PK	5.9422G	57.10	68.20	-11.10	10.02	3	Vertical	115	2.92	-

802.11n HT40_Nss1,(MCS0)_1TX

23/05/2019

5755MHz_TX

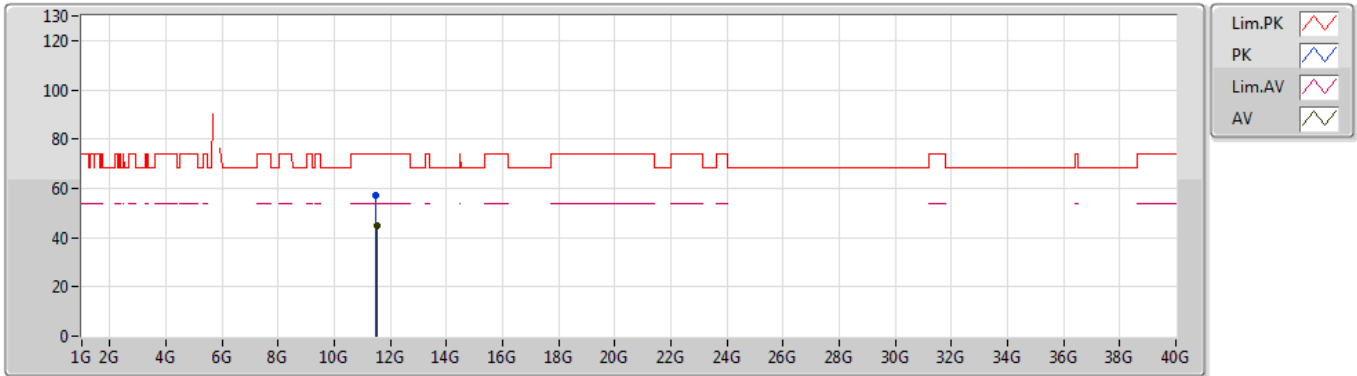


Type	Freq (Hz)	Level (dBuV/m)	Limit (dBuV/m)	Margin (dB)	Factor (dB)	Dist (m)	Condition	Azimuth (°)	Height (m)	Comment
AV	5.7562G	101.53	Inf	-Inf	9.54	3	Horizontal	53	1.11	-
PK	5.5834G	58.49	68.20	-9.71	9.33	3	Horizontal	53	1.11	-
PK	5.7598G	110.04	Inf	-Inf	9.55	3	Horizontal	53	1.11	-
PK	5.9578G	57.23	68.20	-10.97	10.05	3	Horizontal	53	1.11	-

802.11n HT40_Nss1,(MCS0)_1TX

24/05/2019

5755MHz_TX

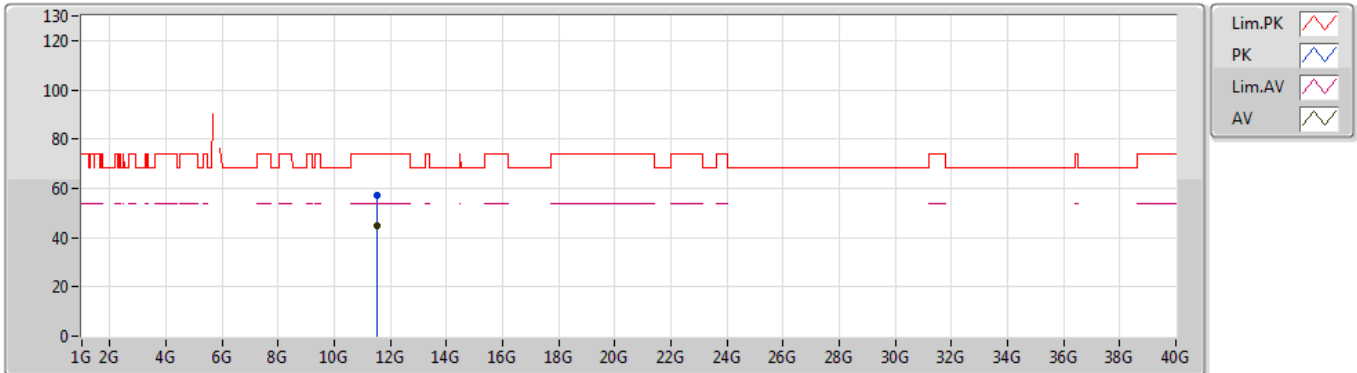


Type	Freq (Hz)	Level (dBuV/m)	Limit (dBuV/m)	Margin (dB)	Factor (dB)	Dist (m)	Condition	Azimuth (°)	Height (m)	Comment
AV	11.51168G	44.57	54.00	-9.43	19.79	3	Vertical	136	1.50	-
PK	11.49554G	57.21	74.00	-16.79	19.81	3	Vertical	136	1.50	-

802.11n HT40_Nss1,(MCS0)_1TX

24/05/2019

5755MHz_TX

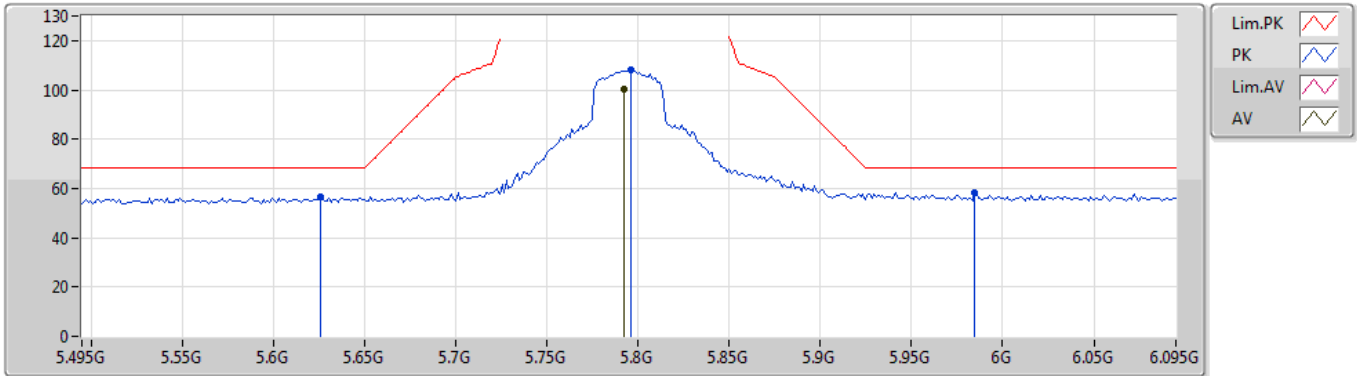


Type	Freq (Hz)	Level (dBuV/m)	Limit (dBuV/m)	Margin (dB)	Factor (dB)	Dist (m)	Condition	Azimuth (°)	Height (m)	Comment
AV	11.5157G	44.72	54.00	-9.28	19.79	3	Horizontal	32	2.15	-
PK	11.50754G	57.01	74.00	-16.99	19.79	3	Horizontal	32	2.15	-

802.11n HT40_Nss1,(MCS0)_1TX

24/05/2019

5795MHz_TX

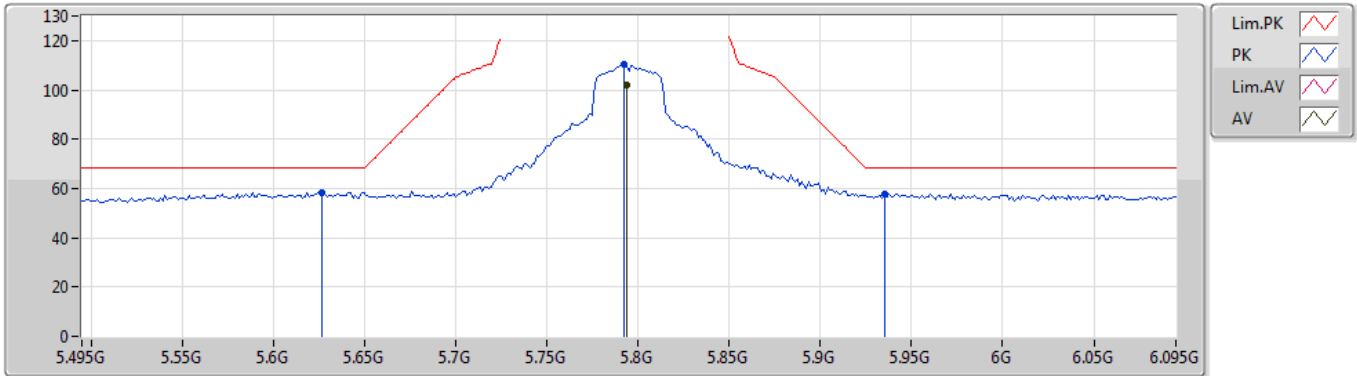


Type	Freq (Hz)	Level (dBuV/m)	Limit (dBuV/m)	Margin (dB)	Factor (dB)	Dist (m)	Condition	Azimuth (°)	Height (m)	Comment
AV	5.7926G	100.03	Inf	-Inf	9.62	3	Vertical	118	2.87	-
PK	5.6258G	56.48	68.20	-11.72	9.34	3	Vertical	118	2.87	-
PK	5.7962G	108.25	Inf	-Inf	9.62	3	Vertical	118	2.87	-
PK	5.9846G	58.48	68.20	-9.72	10.08	3	Vertical	118	2.87	-

802.11n HT40_Nss1,(MCS0)_1TX

24/05/2019

5795MHz_TX

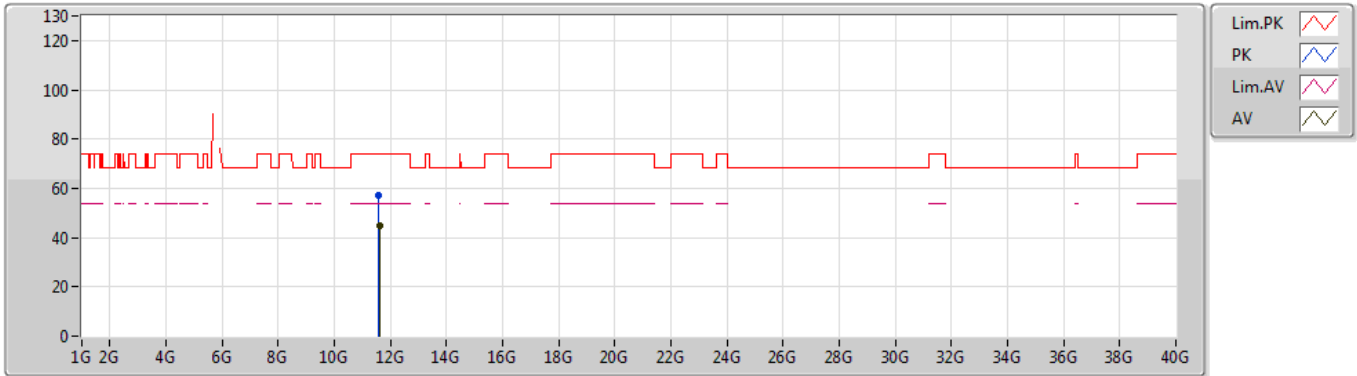


Type	Freq (Hz)	Level (dBuV/m)	Limit (dBuV/m)	Margin (dB)	Factor (dB)	Dist (m)	Condition	Azimuth (°)	Height (m)	Comment
AV	5.7938G	101.78	Inf	-Inf	9.62	3	Horizontal	51	1.07	-
PK	5.627G	58.45	68.20	-9.75	9.34	3	Horizontal	51	1.07	-
PK	5.7926G	110.54	Inf	-Inf	9.62	3	Horizontal	51	1.07	-
PK	5.9354G	57.78	68.20	-10.42	10.02	3	Horizontal	51	1.07	-

802.11n HT40_Nss1,(MCS0)_1TX

24/05/2019

5795MHz_TX

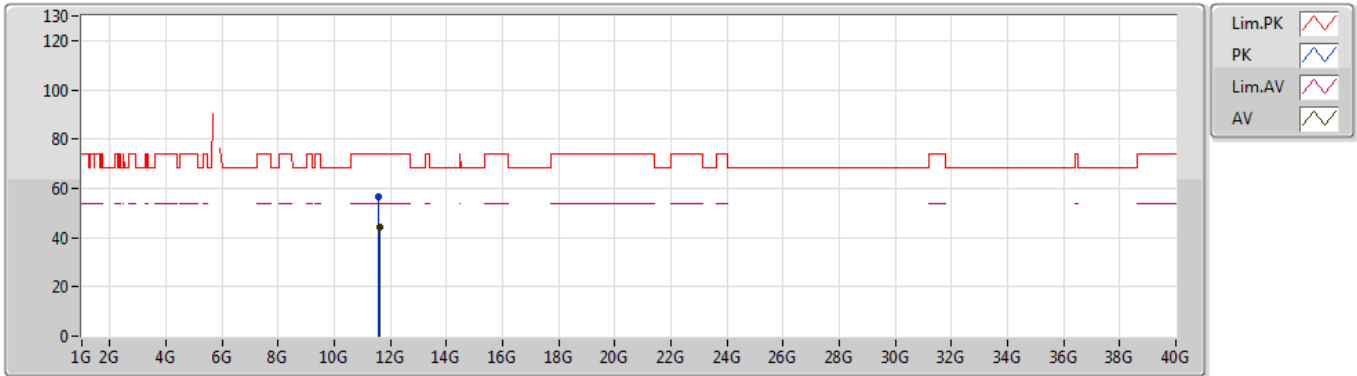


Type	Freq (Hz)	Level (dBuV/m)	Limit (dBuV/m)	Margin (dB)	Factor (dB)	Dist (m)	Condition	Azimuth (°)	Height (m)	Comment
AV	11.60032G	44.57	54.00	-9.43	19.72	3	Vertical	218	1.50	-
PK	11.58592G	57.23	74.00	-16.77	19.73	3	Vertical	218	1.50	-

802.11n HT40_Nss1,(MCS0)_1TX

24/05/2019

5795MHz_TX



Type	Freq (Hz)	Level (dBuV/m)	Limit (dBuV/m)	Margin (dB)	Factor (dB)	Dist (m)	Condition	Azimuth (°)	Height (m)	Comment
AV	11.60092G	44.43	54.00	-9.57	19.72	3	Horizontal	177	1.50	-
PK	11.59324G	56.42	74.00	-17.58	19.73	3	Horizontal	177	1.50	-



Summary

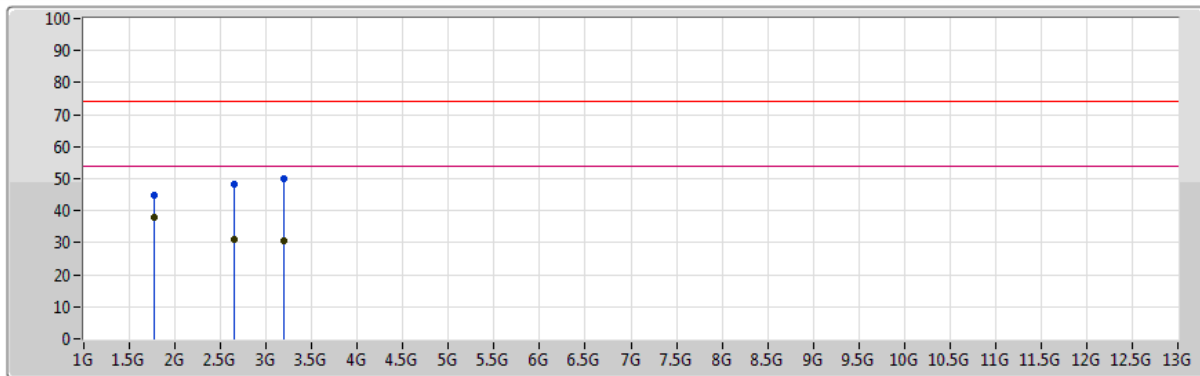
Mode	Result	Type	Freq (Hz)	Level (dBuV/m)	Limit (dBuV/m)	Margin (dB)	Factor (dB)	Condition
Mode 1	Pass	AV	1.765G	37.78	54.00	-16.22	-1.83	Vertical
Mode 2	Pass	AV	2.503G	49.42	54.00	-4.58	1.71	Horizontal


Mode Configure

Mode	Configure
Mode 1	2.4G+BT
Mode 2	5G+BT

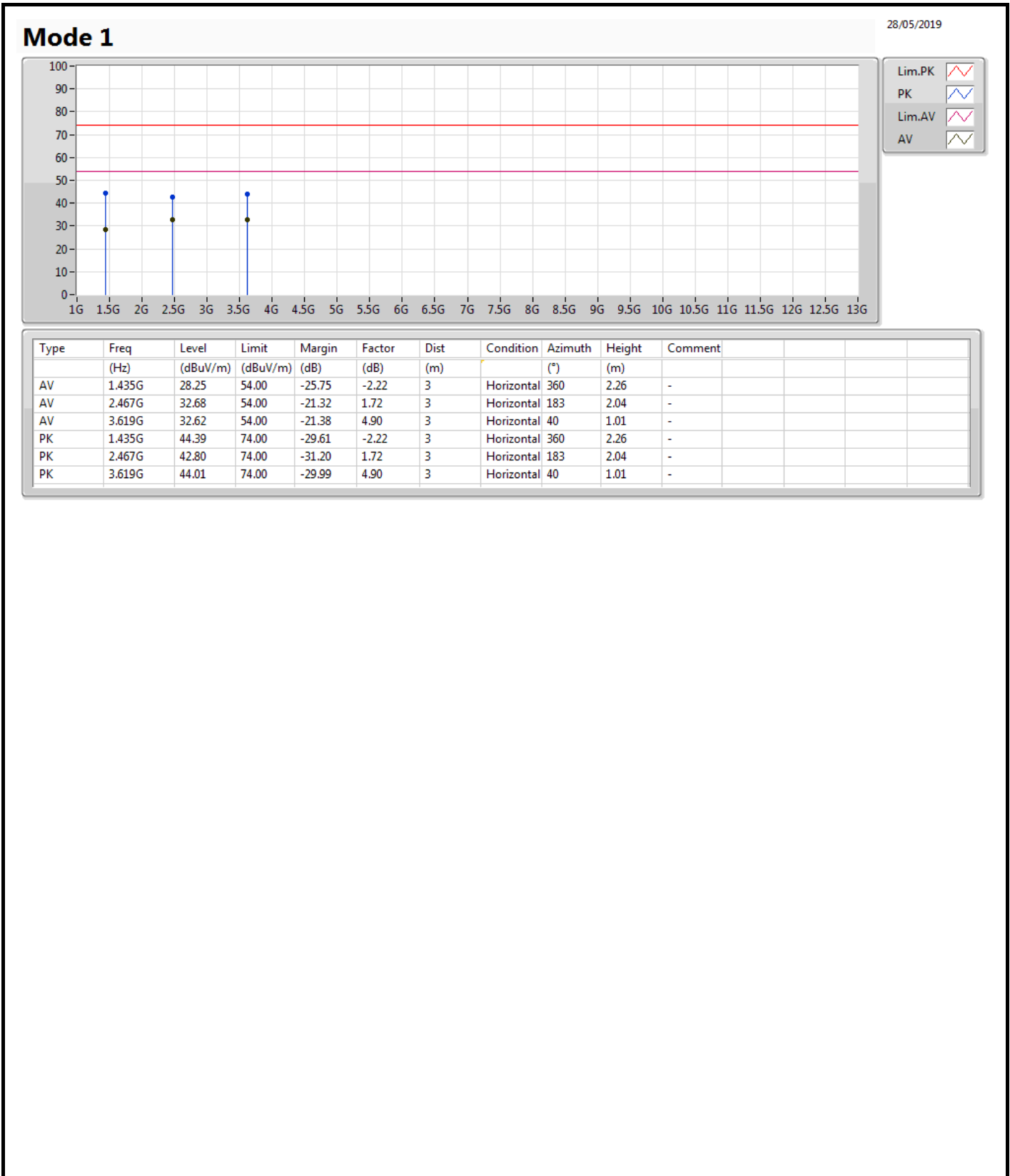
Mode 1

28/05/2019



- Lim.PK 
- PK 
- Lim.AV 
- AV 

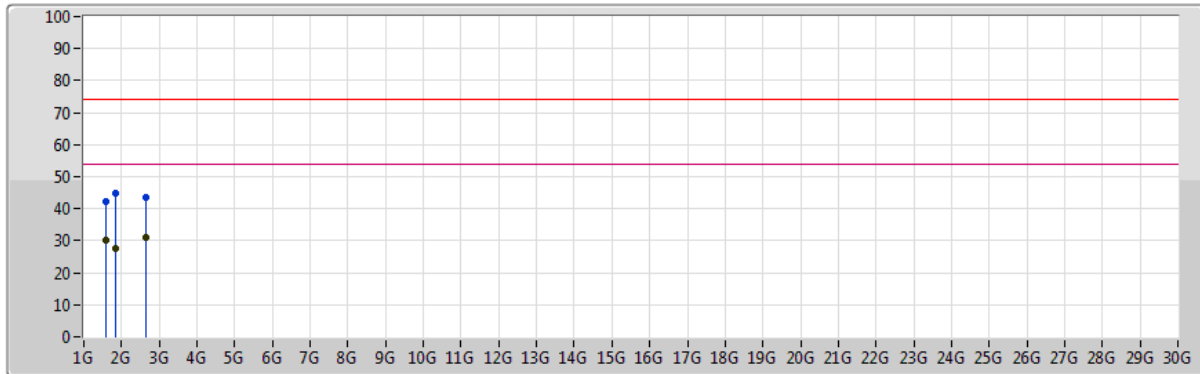
Type	Freq (Hz)	Level (dBuV/m)	Limit (dBuV/m)	Margin (dB)	Factor (dB)	Dist (m)	Condition	Azimuth (°)	Height (m)	Comment
AV	1.765G	37.78	54.00	-16.22	-1.83	3	Vertical	360	1.50	-
AV	2.656G	31.09	54.00	-22.91	2.23	3	Vertical	17	1.14	-
AV	3.187G	30.69	54.00	-23.31	4.07	3	Vertical	113	1.92	-
PK	1.765G	44.91	74.00	-29.09	-1.83	3	Vertical	360	1.50	-
PK	2.656G	48.29	74.00	-25.71	2.23	3	Vertical	17	1.14	-
PK	3.187G	49.97	74.00	-24.03	4.07	3	Vertical	113	1.92	-





Mode 2

28/05/2019



Legend for the graph:

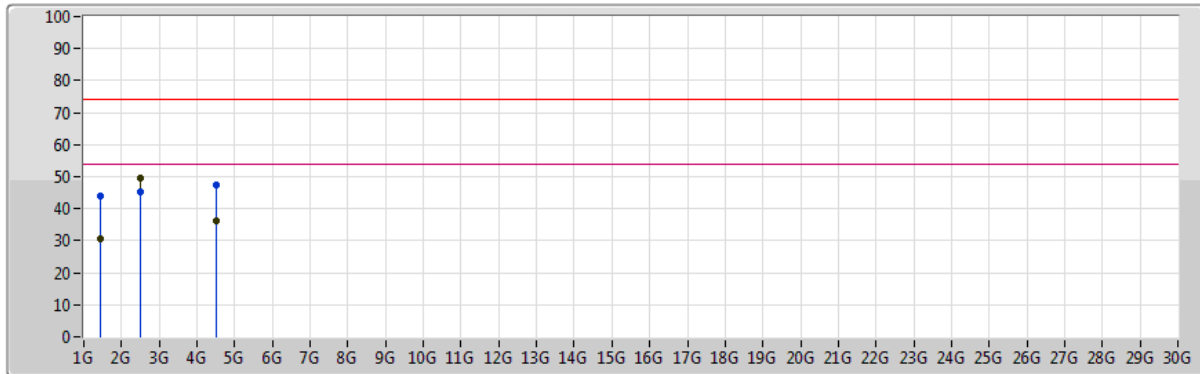
- Lim.PK: Red line with a red waveform icon
- PK: Blue line with a blue waveform icon
- Lim.AV: Pink line with a pink waveform icon
- AV: Green line with a green waveform icon

Type	Freq (Hz)	Level (dBuV/m)	Limit (dBuV/m)	Margin (dB)	Factor (dB)	Dist (m)	Condition	Azimuth (°)	Height (m)	Comment
AV	1.594G	30.19	54.00	-23.81	-2.29	3	Vertical	240	1.79	-
AV	1.855G	27.76	54.00	-26.24	-1.34	3	Vertical	70	1.18	-
AV	2.656G	31.03	54.00	-22.97	2.23	3	Vertical	358	1.20	-
PK	1.594G	42.34	74.00	-31.66	-2.29	3	Vertical	240	1.79	-
PK	1.855G	44.81	74.00	-29.19	-1.34	3	Vertical	70	1.18	-
PK	2.656G	43.57	74.00	-30.43	2.23	3	Vertical	358	1.20	-



Mode 2

28/05/2019



Legend for the graph:

- Lim.PK: Red line with a peak icon
- PK: Blue line with a peak icon
- Lim.AV: Pink line with a peak icon
- AV: Green line with a peak icon

Type	Freq (Hz)	Level (dBuV/m)	Limit (dBuV/m)	Margin (dB)	Factor (dB)	Dist (m)	Condition	Azimuth (°)	Height (m)	Comment
AV	1.435G	30.55	54.00	-23.45	-2.22	3	Horizontal	0	1.44	-
AV	2.503G	49.42	54.00	-4.58	1.71	3	Horizontal	228	1.50	-
AV	4.5G	36.23	54.00	-17.77	7.26	3	Horizontal	360	1.69	-
PK	1.435G	44.01	74.00	-29.99	-2.22	3	Horizontal	0	1.44	-
PK	2.503G	45.40	74.00	-28.60	1.71	3	Horizontal	228	1.50	-
PK	4.5G	47.49	74.00	-26.51	7.26	3	Horizontal	360	1.69	-