



FCC RADIO TEST REPORT

FCC ID : COF-MS01PRO
Equipment : LTE SOM Module
Brand Name : USI
Model Name : MS-01 PRO, MS-01 PRO-V
Applicant : Universal Global Scientific Industrial Co., Ltd
141, Lane 351, Sec. 1, Taiping Road, Tsautuen,
Nantou 54261, Taiwan
Manufacturer : Universal Global Scientific Industrial Co., Ltd
141, Lane 351, Sec. 1, Taiping Road, Tsautuen,
Nantou 54261, Taiwan
Standard : 47 CFR Part 2, 22(H), 24(E), 27(L)

The product was received on Feb. 27, 2019 and testing was started from Mar. 18, 2019 and completed on Apr. 05, 2019. We, SPORTON INTERNATIONAL INC. EMC & Wireless Communications Laboratory, would like to declare that the tested sample has been evaluated in accordance with the test procedures given in ANSI / TIA-603-E and has been in compliance with the applicable technical standards.

The report must not be used by the client to claim product certification, approval, or endorsement by TAF or any agency of government.

The test results in this report apply exclusively to the tested model / sample. Without written approval of SPORTON INTERNATIONAL INC. EMC & Wireless Communications Laboratory, the test report shall not be reproduced except in full.

Approved by: Jones Tsai

SPORTON INTERNATIONAL INC. EMC & Wireless Communications Laboratory

No. 52, Huaya 1st Rd., Guishan Dist., Taoyuan City, Taiwan (R.O.C.)



Table of Contents

History of this test report.....	3
Summary of Test Result.....	4
1 General Description	5
1.1 Product Feature of Equipment Under Test	5
1.2 Modification of EUT	6
1.3 Testing Location	6
1.4 Applicable Standards	7
2 Test Configuration of Equipment Under Test	8
2.1 Test Mode.....	8
2.2 Connection Diagram of Test System	8
2.3 Support Unit used in test configuration	9
2.4 Measurement Results Explanation Example	9
2.5 Frequency List of Low/Middle/High Channels.....	9
3 Conducted Test Result	10
3.1 Measuring Instruments.....	10
3.2 Conducted Output Power and ERP/EIRP	11
3.3 Peak-to-Average Ratio	12
3.4 99% Occupied Bandwidth and 26dB Bandwidth Measurement.....	13
3.5 Conducted Band Edge	14
3.6 Conducted Spurious Emission	15
3.7 Frequency Stability.....	16
4 Radiated Test Items	17
4.1 Measuring Instruments.....	17
4.2 Test Setup	17
4.3 Test Result of Radiated Test.....	17
4.4 Field Strength of Spurious Radiation Measurement	18
5 List of Measuring Equipment.....	19
6 Uncertainty of Evaluation	20
Appendix A. Test Results of Conducted Test	
Appendix B. Test Results of ERP/EIRP and Radiated Test	
Appendix C. Test Setup Photographs	



History of this test report

Report No.	Version	Description	Issued Date
FG922713A	01	Initial issue of report	Apr. 22, 2019



Summary of Test Result

Report Clause	Ref Std. Clause	Test Items	Result (PASS/FAIL)	Remark
3.2	§2.1046	Conducted Output Power	Pass	-
	§22.913 (a)(2)	Effective Radiated Power		
	§24.232 (c)	Equivalent Isotropic Radiated Power		
	§27.50 (d)(4)	Equivalent Isotropic Radiated Power		
3.3	§24.232 (d)	Peak-to-Average Ratio	Pass	-
3.4	§2.1049 §22.917 (b) §24.238 (b) §27.53 (g)	Occupied Bandwidth	Pass	-
3.5	§2.1051 §22.917 (a) §24.238 (a) §27.53 (g)	Band Edge Measurement	Pass	-
3.6	§2.1051 §22.917 (a) §24.238 (a) §27.53 (g)	Conducted Emission	Pass	-
3.7	§2.1055 §22.355	Frequency Stability Temperature & Voltage	Pass	-
	§2.1055 §24.235 §27.54			-
4.4	§2.1053 §22.917 (a) §24.238 (a) §27.53 (h)	Field Strength of Spurious Radiation	Pass	Under limit 25.49 dB at 1696.000 MHz

Declaration of Conformity:

The test results with all measurement uncertainty excluded are presented in accordance with the regulation limits or requirements declared by manufacturers.

Comments and Explanations:

The declared of product specification for EUT presented in the report are provided by the manufacturer, and the manufacturer takes all the responsibilities for the accuracy of product specification.

Reviewed by: Wii Chang

Report Producer: Polly Tsai



1 General Description

1.1 Product Feature of Equipment Under Test

GSM/WCDMA/LTE, Bluetooth, Wi-Fi 2.4GHz 802.11b/g/n, and Wi-Fi 5GHz 802.11a/n/ac

Product Specification subjective to this standard	
Antenna Type	WWAN: Dipole Antenna WLAN: Dipole Antenna Bluetooth: Dipole Antenna

Sample Information		
Sample	SKU	Model name
Sample 1	WWAN Data only + WLAN	MS-01 PRO
Sample 2	WiFi only	MS-01
Sample 3	WWAN Voice + Data + WLAN	MS-01 PRO-V

Remark: all tests were performed with sample 1.

Antenna Information		
Item	WLAN	WWAN
Brand	Aristotle	Aristotle
Antenna Type	Dipole Antenna	Dipole Antenna
Model No.	RFA-25-C2H1-70-250A1	RFA-LTE-C55-U-B70-5
Peak gain (dBi)	Bluetooth : 1.44 WLAN (2.4GHz) : 1.44 WLAN (5GHz) : 2.16	Frequency 698-791MHz : 2 Frequency 824-960 MHz : 2 Frequency 1710-1880 MHz : 3 Frequency 1910-2170 MHz : 1.5 Frequency 2300-2400 MHz : 1.4 Frequency 2500-2700 MHz : 1.5



1.2 Modification of EUT

No modifications are made to the EUT during all test items.

1.3 Testing Location

Test Site	SPORTON INTERNATIONAL INC.
Test Site Location	No.52, Huaya 1st Rd., Guishan Dist., Taoyuan City, Taiwan (R.O.C.) TEL: +886-3-327-3456 FAX: +886-3-328-4978
Test Site No.	Sporton Site No.
	TH03-HY
Test Engineer	George Chen
Temperature	21~24°C
Relative Humidity	51~55%

Note: The test site complies with ANSI C63.4 2014 requirement.

Test Site	SPORTON INTERNATIONAL INC.
Test Site Location	No.58, Aly. 75, Ln. 564, Wenhua 3rd, Rd., Guishan Dist., Taoyuan City, Taiwan (R.O.C.) TEL: +886-3-327-0868 FAX: +886-3-327-0855
Test Site No.	Sporton Site No.
	03CH12-HY
Test Engineer	Jack Cheng, Lance Chiang, and Chuan Chu
Temperature	23~24°C
Relative Humidity	63~66%

Note: The test site complies with ANSI C63.4 2014 requirement.

FCC Designation No. TW1190 and TW0007



1.4 Applicable Standards

According to the specifications of the manufacturer, the EUT must comply with the requirements of the following standards:

- ♦ ANSI C63.26-2015
- ♦ ANSI / TIA-603-E
- ♦ 47 CFR Part 2, 22(H), 24(E), 27(L)
- ♦ FCC KDB 971168 D01 Power Meas. License Digital Systems v03r01
- ♦ FCC KDB 412172 D01 Determining ERP and EIRP v01r01

Remark:

1. All test items were verified and recorded according to the standards and without any deviation during the test.
2. This EUT has also been tested and complied with the requirements of FCC Part 15, Subpart B, recorded in a separate test report.

2 Test Configuration of Equipment Under Test

2.1 Test Mode

Antenna port conducted and radiated test items were performed according to KDB 971168 D01 Power Meas. License Digital Systems v03r01 with maximum output power.

Radiated emissions were investigated as following frequency range:

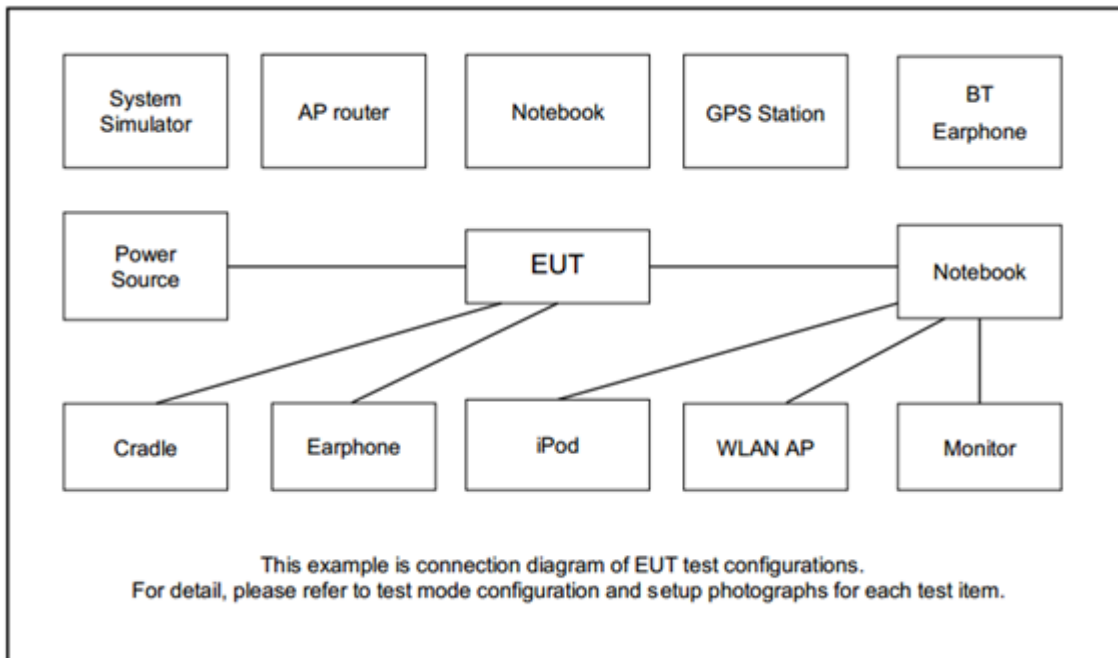
1. 30 MHz to 9000 MHz for GSM850 and WCDMA Band V.
2. 30 MHz to 18000 MHz for WCDMA Band IV.
3. 30 MHz to 19100 MHz for GSM1900 and WCDMA Band II.

All modes and data rates and positions were investigated.

Test modes are chosen to be reported as the worst case configuration below:

Test Modes		
Band	Radiated TCs	Conducted TCs
GSM 850	<ul style="list-style-type: none"> ■ GPRS Class 8 Link ■ EDGE Class 8 Link 	<ul style="list-style-type: none"> ■ GPRS Class 8 Link ■ EDGE Class 8 Link
GSM 1900	<ul style="list-style-type: none"> ■ GPRS Class 8 Link ■ EDGE Class 8 Link 	<ul style="list-style-type: none"> ■ GPRS Class 8 Link ■ EDGE Class 8 Link
WCDMA Band V	<ul style="list-style-type: none"> ■ RMC 12.2Kbps Link 	<ul style="list-style-type: none"> ■ RMC 12.2Kbps Link
WCDMA Band II	<ul style="list-style-type: none"> ■ RMC 12.2Kbps Link 	<ul style="list-style-type: none"> ■ RMC 12.2Kbps Link
WCDMA Band IV	<ul style="list-style-type: none"> ■ RMC 12.2Kbps Link 	<ul style="list-style-type: none"> ■ RMC 12.2Kbps Link

2.2 Connection Diagram of Test System





2.3 Support Unit used in test configuration

Item	Equipment	Trade Name	Model No.	FCC ID	Data Cable	Power Cord
1.	System Simulator	R&S	CMU 200	N/A	N/A	Unshielded, 1.8 m

2.4 Measurement Results Explanation Example

For all conducted test items:

The offset level is set in the spectrum analyzer to compensate the RF cable loss and attenuator factor between RF conducted output port and spectrum analyzer. With the offset compensation, the spectrum analyzer reading level will be exactly the RF output level.

The spectrum analyzer offset is derived from RF cable loss and attenuator factor.

$$\text{Offset} = \text{RF cable loss} + \text{attenuator factor}.$$

The following shows an offset computation example with RF cable loss 4.2 dB and a 10dB attenuator.

Example:

$$\begin{aligned} \text{Offset(dB)} &= \text{RF cable loss(dB)} + \text{attenuator factor(dB)}. \\ &= 4.2 + 10 = 14.2 \text{ (dB)} \end{aligned}$$

2.5 Frequency List of Low/Middle/High Channels

Frequency List				
Band	Channel/Frequency(MHz)	Lowest	Middle	Highest
GSM850	Channel	128	189	251
	Frequency	824.2	836.4	848.8
WCDMA Band V	Channel	4132	4182	4233
	Frequency	826.4	836.4	846.6
GSM1900	Channel	512	661	810
	Frequency	1850.2	1880.0	1909.8
WCDMA Band II	Channel	9262	9400	9538
	Frequency	1852.4	1880.0	1907.6
WCDMA Band IV	Channel	1312	1413	1513
	Frequency	1712.4	1732.6	1752.6

3 Conducted Test Result

3.1 Measuring Instruments

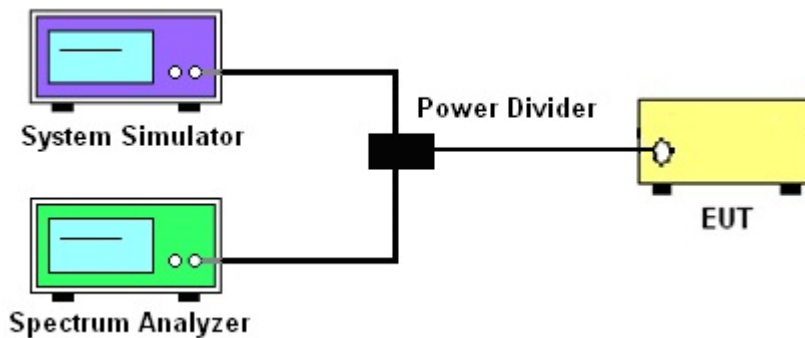
See list of measuring instruments of this test report.

3.1.1 Test Setup

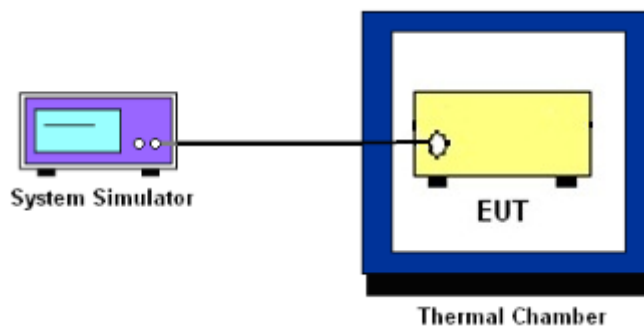
3.1.2 Conducted Output Power



3.1.3 Peak-to-Average Ratio, Occupied Bandwidth, Conducted Band-Edge and Conducted Spurious Emission



3.1.4 Frequency Stability



3.1.5 Test Result of Conducted Test

Please refer to Appendix A.



3.2 Conducted Output Power and ERP/EIRP

3.2.1 Description of the Conducted Output Power and ERP/EIRP

A system simulator was used to establish communication with the EUT. Its parameters were set to enforce EUT transmitting at the maximum power. The measured power in the radio frequency on the transmitter output terminals shall be reported.

The ERP of mobile transmitters must not exceed 7 Watts for GSM850 and WCDMA Band V.

The EIRP of mobile transmitters must not exceed 2 Watts for GSM1900 and WCDMA Band II.

The EIRP of mobile transmitters must not exceed 1 Watts for WCDMA Band IV.

According to KDB 412172 D01 Power Approach,

$EIRP = P_T + G_T - L_C$, $ERP = EIRP - 2.15$, where

P_T = transmitter output power in dBm

G_T = gain of the transmitting antenna in dBi

L_C = signal attenuation in the connecting cable between the transmitter and antenna in dB

3.2.2 Test Procedures

1. The transmitter output port was connected to the system simulator.
2. Set EUT at maximum power through system simulator.
3. Select lowest, middle, and highest channels for each band and different modulation.
4. Measure the maximum burst average power for GSM and maximum average power for other modulation signal.



3.3 Peak-to-Average Ratio

3.3.1 Description of the PAR Measurement

The peak-to-average ratio (PAR) of the transmission may not exceed 13 dB.

3.3.2 Test Procedures

The testing follows FCC KDB 971168 D01 v03r01 Section 5.7.1

1. The EUT was connected to spectrum analyzer and system simulator via a power divider.
2. Set EUT to transmit at maximum output power.
3. When the duty cycle is less than 98%, then signal gating will be implemented on the spectrum analyzer by triggering from the system simulator.
4. Set the CCDF (Complementary Cumulative Distribution Function) option of the spectrum analyzer.
5. Record the maximum PAPR level associated with a probability of 0.1%.



3.4 99% Occupied Bandwidth and 26dB Bandwidth Measurement

3.4.1 Description of 99% Occupied Bandwidth and 26dB Bandwidth Measurement

The occupied bandwidth is the width of a frequency band such that, below the lower and above the upper frequency limits, the mean powers emitted are each equal to a specified percentage 0.5% of the total mean transmitted power.

The 26 dB emission bandwidth is defined as the frequency range between two points, one above and one below the carrier frequency, at which the spectral density of the emission is attenuated 26 dB below the maximum in-band spectral density of the modulated signal. Spectral density (power per unit bandwidth) is to be measured with a detector of resolution bandwidth equal to approximately 1.0% of the emission bandwidth.

3.4.2 Test Procedures

The testing follows FCC KDB 971168 D01 v03r01 Section 4.2

1. The EUT was connected to spectrum analyzer and system simulator via a power divider.
2. The spectrum analyzer center frequency is set to the nominal EUT channel center frequency. The span range for the spectrum analyzer shall be between two and five times the anticipated OBW.
3. The nominal resolution bandwidth (RBW) shall be in the range of 1 to 5 % of the anticipated OBW, and the VBW shall be at least 3 times the RBW.
4. Set the detection mode to peak, and the trace mode to max hold.
5. Determine the reference value: Set the EUT to transmit a modulated signal. Allow the trace to stabilize. Set the spectrum analyzer marker to the highest level of the displayed trace.
(this is the reference value)
6. Determine the “-26 dB down amplitude” as equal to (Reference Value – X).
7. Place two markers, one at the lowest and the other at the highest frequency of the envelope of the spectral display such that each marker is at or slightly below the “-X dB down amplitude” determined in step 6. If a marker is below this “-X dB down amplitude” value it shall be placed as close as possible to this value. The OBW is the positive frequency difference between the two markers.
8. Use the 99 % power bandwidth function of the spectrum analyzer and report the measured bandwidth.



3.5 Conducted Band Edge

3.5.1 Description of Conducted Band Edge Measurement

The power of any emission outside of the authorized operating frequency ranges must be lower than the transmitter power (P) by a factor of at least $43 + 10 \log (P)$ dB.

3.5.2 Test Procedures

The testing follows FCC KDB 971168 D01 v03r01 Section 6.0.

1. The EUT was connected to the spectrum analyzer and system simulator via a power divider.
2. The RF output of EUT was connected to the spectrum analyzer by an RF cable and attenuator. The path loss was compensated to the results for each measurement.
3. The band edges of low and high channels for the highest RF powers were measured.
4. The RF fundamental frequency should be excluded against the limit line in the operating frequency band.
5. The limit line is derived from $43 + 10\log(P)$ dB below the transmitter power P(Watts)



3.6 Conducted Spurious Emission

3.6.1 Description of Conducted Spurious Emission Measurement

The power of any emission outside of the authorized operating frequency ranges must be lower than the transmitter power (P) by a factor of at least $43 + 10 \log (P)$ dB.

It is measured by means of a calibrated spectrum analyzer and scanned from 30 MHz up to a frequency including its 10th harmonic.

3.6.2 Test Procedures

The testing follows FCC KDB 971168 D01 v03r01 Section 6.0.

1. The EUT was connected to the spectrum analyzer and system simulator via a power divider.
2. The RF output of EUT was connected to the spectrum analyzer by an RF cable and attenuator.
The path loss was compensated to the results for each measurement.
3. The middle channel for the highest RF power within the transmitting frequency was measured.
4. The conducted spurious emission for the whole frequency range was taken.
5. The RF fundamental frequency should be excluded against the limit line in the operating frequency band.
6. The limit line is derived from $43 + 10\log(P)$ dB below the transmitter power P(Watts)



3.7 Frequency Stability

3.7.1 Description of Frequency Stability Measurement

22.355

The frequency stability shall be measured by variation of ambient temperature and variation of primary supply voltage to ensure that the fundamental emission stays within the authorized frequency block. The frequency stability of the transmitter shall be maintained within $\pm 0.00025\%$ ($\pm 2.5\text{ppm}$) of the center frequency.

24.235 & 27.54

The frequency stability shall be sufficient to ensure that the fundamental emission stays within the authorized frequency block.

3.7.2 Test Procedures for Temperature Variation

The testing follows FCC KDB 971168 D01 v03r01 Section 9.0.

1. The EUT was set up in the thermal chamber and connected with the system simulator.
2. With power OFF, the temperature was decreased to -30°C and the EUT was stabilized before testing. Power was applied and the maximum change in frequency was recorded within one minute.
3. With power OFF, the temperature was raised in 10°C steps up to 50°C . The EUT was stabilized at each step for at least half an hour. Power was applied and the maximum frequency change was recorded within one minute.

3.7.3 Test Procedures for Voltage Variation

The testing follows FCC KDB 971168 D01 v03r01 Section 9.0.

1. The EUT was placed in a temperature chamber at $20\pm 5^{\circ}\text{C}$ and connected with the system simulator.
2. The power supply voltage to the EUT was varied from 85% to 115% of the nominal value measured at the input to the EUT.
3. The variation in frequency was measured for the worst case.

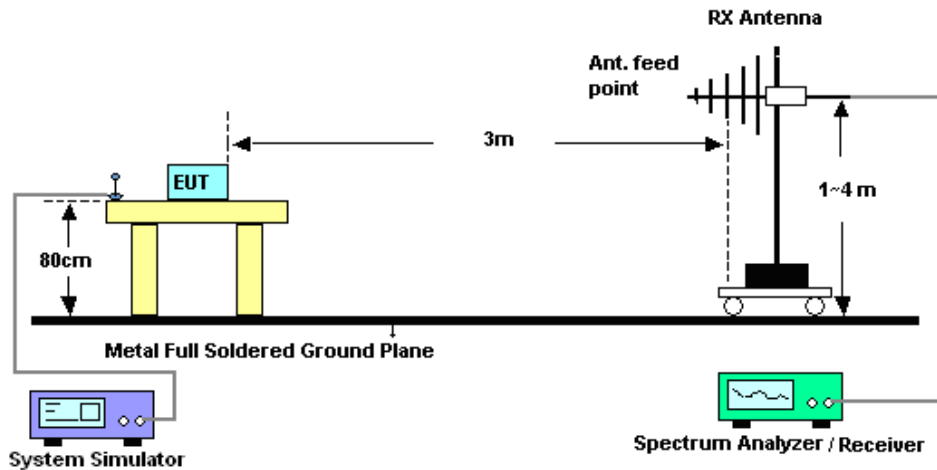
4 Radiated Test Items

4.1 Measuring Instruments

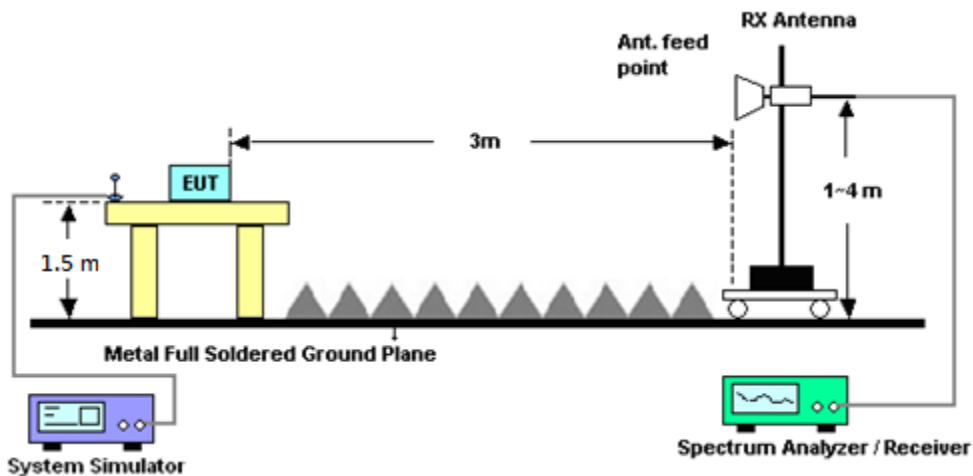
See list of measuring instruments of this test report.

4.2 Test Setup

For radiated test from 30MHz to 1GHz



For radiated test above 1GHz



4.3 Test Result of Radiated Test

Please refer to Appendix B.



4.4 Field Strength of Spurious Radiation Measurement

4.4.1 Description of Field Strength of Spurious Radiated Measurement

The power of any emission outside of the authorized operating frequency ranges must be attenuated below the transmitter power (P) by a factor of at least $43 + 10 \log (P)$ dB. The spectrum is scanned from 30 MHz up to a frequency including its 10th harmonic.

4.4.2 Test Procedures

The testing follows FCC KDB 971168 D01 v03r01 Section 5.8 and ANSI / TIA-603-E Section 2.2.12.

1. The EUT was placed on a rotatable wooden table 0.8 meters for frequency below 1GHz and 1.5 meter for frequency above 1GHz above the ground.
2. The EUT was set 3 meters from the receiving antenna, which was mounted on the antenna tower.
3. The table was rotated 360 degrees to determine the position of the highest spurious emission.
4. The height of the receiving antenna is varied between one meter and four meters to search for the maximum spurious emission for both horizontal and vertical polarizations.
5. Make the measurement with the spectrum analyzer's RBW = 1MHz, VBW = 3MHz, taking record of maximum spurious emission.
6. A horn antenna was substituted in place of the EUT and was driven by a signal generator.
7. Tune the output power of signal generator to the same emission level with EUT maximum spurious emission.
8. Taking the record of output power at antenna port.
9. Repeat step 7 to step 8 for another polarization.
10. $EIRP (dBm) = S.G. Power - Tx Cable Loss + Tx Antenna Gain$
11. $ERP (dBm) = EIRP - 2.15$
12. The RF fundamental frequency should be excluded against the limit line in the operating frequency band.
13. The limit line is derived from $43 + 10\log(P)$ dB below the transmitter power P(Watts)



5 List of Measuring Equipment

Instrument	Manufacturer	Model No.	Serial No.	Characteristics	Calibration Date	Test Date	Due Date	Remark
Spectrum Analyzer	Rohde & Schwarz	FSP30	101329	9kHz~30GHz	Jun. 29, 2018	Mar. 18, 2019~ Apr. 02, 2019	Jun. 28, 2019	Conducted (TH03-HY)
Temperature Chamber	ESPEC	SU-641	92013721	-30℃ ~70℃	Dec. 06, 2017	Mar. 18, 2019~ Apr. 02, 2019	Dec. 05, 2019	Conducted (TH03-HY)
Programmable Power Supply	GW Instek	PSS-2005	EL883644	Voltage:0~20V; Current:0~5A	Dec. 06, 2017	Mar. 18, 2019~ Apr. 02, 2019	Dec. 05, 2019	Conducted (TH03-HY)
Loop Antenna	Rohde & Schwarz	HFH2-Z2	100488	9 kHz~30 MHz	Jan. 07, 2019	Mar. 29, 2019~ Apr. 05, 2019	Jan. 06, 2020	Radiation (03CH12-HY)
Bilog Antenna	TESEQ	CBL 6111D&00800 N1D01N-06	37059&01	30MHz~1GHz	Oct. 13, 2018	Mar. 29, 2019~ Apr. 05, 2019	Oct. 12, 2019	Radiation (03CH12-HY)
Horn Antenna	SCHWARZBE CK	BBHA 9120D	9120D-132 8	1GHz ~ 18GHz	Oct. 19, 2018	Mar. 29, 2019~ Apr. 05, 2019	Oct. 18, 2019	Radiation (03CH12-HY)
Preamplifier	COM-POWER	PA-103A	161241	10MHz~1GHz	May 21, 2018	Mar. 29, 2019~ Apr. 05, 2019	May 20, 2019	Radiation (03CH12-HY)
Preamplifier	Jet-Power	JPA0118-55-3 03K	171000180 0054002	1GHz~18GHz	Apr. 17, 2018	Mar. 29, 2019~ Apr. 05, 2019	Apr. 16, 2019	Radiation (03CH12-HY)
Preamplifier	EMEC	EM18G40G	060715	18GHz ~ 40GHz	Dec. 06, 2018	Mar. 29, 2019~ Apr. 05, 2019	Dec. 05, 2019	Radiation (03CH12-HY)
EMI Test Receiver	Rohde & Schwarz	ESU26	100390	20Hz~26.5GHz	Dec. 26, 2018	Mar. 29, 2019~ Apr. 05, 2019	Dec. 25, 2019	Radiation (03CH12-HY)
Signal Generator	Rohde & Schwarz	SMF100A	101107	100kHz~40GHz	May 21, 2018	Mar. 29, 2019~ Apr. 05, 2019	May 20, 2019	Radiation (03CH12-HY)
Filter	Wainwright	WLK4-1000-1 530-6000-40S S	SN11	1 GHz Lowpass	Sep. 16, 2018	Mar. 29, 2019~ Apr. 05, 2019	Sep. 15, 2019	Radiation (03CH12-HY)
Filter	Wainwright	WHKX12-108 0-1200-1500- 60SS	SN2	1.2G High Pass	Sep. 16, 2018	Mar. 29, 2019~ Apr. 05, 2019	Sep. 15, 2019	Radiation (03CH12-HY)
Filter	Wainwright	WHKX12-270 0-3000-18000 -60ST	SN3	3GHz High Pass	Jul. 05, 2018	Mar. 29, 2019~ Apr. 05, 2019	Jul. 04, 2019	Radiation (03CH12-HY)
Filter	Woken	WHKX8-5272. 5-6750-18000 -40ST	SN2	6.75G Highpass	Sep. 17, 2018	Mar. 29, 2019~ Apr. 05, 2019	Sep.16, 2019	Radiation (03CH12-HY)
RF Cable	HUBER + SUHNER	SUCOFLEX 126E	0058/126E	30M-18G	Mar. 13, 2019	Mar. 29, 2019~ Apr. 05, 2019	Mar. 12, 2020	Radiation (03CH12-HY)
RF Cable	HUBER + SUHNER	SUCOFLEX 102	505134/2	30M~40GHz	Oct. 16, 2018	Mar. 29, 2019~ Apr. 05, 2019	Oct. 15, 2019	Radiation (03CH12-HY)
RF Cable	HUBER + SUHNER	SUCOFLEX 102	800740/2	30M~40GHz	Oct. 16, 2018	Mar. 29, 2019~ Apr. 05, 2019	Oct. 15, 2019	Radiation (03CH12-HY)
Antenna Mast	EMEC	AM-BS-4500- B	N/A	1m~4m	N/A	Mar. 29, 2019~ Apr. 05, 2019	N/A	Radiation (03CH12-HY)
Turn Table	EMEC	TT2000	N/A	0~360 Degree	N/A	Mar. 29, 2019~ Apr. 05, 2019	N/A	Radiation (03CH12-HY)
Software	Audix	E3 6.2009-8-24	RK-00098 9	N/A	N/A	Mar. 29, 2019~ Apr. 05, 2019	N/A	Radiation (03CH12-HY)



6 Uncertainty of Evaluation

Uncertainty of Radiated Emission Measurement (30 MHz ~ 1000 MHz)

Measuring Uncertainty for a Level of Confidence of 95% ($U = 2Uc(y)$)	3.36
---	------

Uncertainty of Radiated Emission Measurement (1 GHz ~ 18 GHz)

Measuring Uncertainty for a Level of Confidence of 95% ($U = 2Uc(y)$)	3.70
---	------

Uncertainty of Radiated Emission Measurement (18 GHz ~ 40 GHz)

Measuring Uncertainty for a Level of Confidence of 95% ($U = 2Uc(y)$)	3.98
---	------



Appendix A. Test Results of Conducted Test

Conducted Output Power(Average power)

Conducted Power (*Unit: dBm)						
Band	GSM850			GSM1900		
Channel	128	189	251	512	661	810
Frequency	824.2	836.4	848.8	1850.2	1880	1909.8
GPRS class 8	32.67	32.73	32.75	28.40	28.19	28.60
GPRS class 10	29.64	29.86	29.88	25.86	25.98	25.74
GPRS class 11	27.61	27.99	27.89	23.96	24.27	24.13
GPRS class 12	26.36	26.67	26.59	22.58	22.88	22.72
EGPRS class 8	26.36	26.50	26.51	24.58	24.62	24.38
EGPRS class 10	23.74	23.95	23.93	21.98	22.11	21.98
EGPRS class 11	21.87	22.04	21.98	20.11	20.13	20.21
EGPRS class 12	20.45	20.64	20.57	18.72	18.77	18.82

Conducted Power (*Unit: dBm)						
Band	WCDMA Band V			WCDMA Band II		
Channel	4132	4182	4233	9262	9400	9538
Frequency	826.4	836.4	846.6	1852.4	1880	1907.6
RMC 12.2K	23.67	23.52	23.51	23.17	22.72	22.84
HSDPA Subtest-1	22.66	22.54	22.51	21.81	21.74	21.89
HSDPA Subtest-2	22.71	22.54	22.61	21.85	21.76	21.90
HSDPA Subtest-3	22.23	22.06	22.01	21.34	21.24	21.39
HSDPA Subtest-4	22.17	22.04	22.07	21.34	21.25	21.38
HSUPA Subtest-1	22.66	22.53	22.53	21.96	21.99	22.19
HSUPA Subtest-2	20.71	20.53	20.60	20.00	20.00	20.20
HSUPA Subtest-3	21.68	21.55	21.44	21.01	21.01	21.25
HSUPA Subtest-4	20.70	20.48	20.51	20.03	19.99	20.20
HSUPA Subtest-5	22.70	22.60	22.50	22.00	22.00	22.20

Conducted Power (*Unit: dBm)			
Band	WCDMA Band IV		
Channel	1312	1413	1513
Frequency	1712.4	1732.6	1752.6
RMC 12.2K	22.97	23.13	23.19
HSDPA Subtest-1	21.99	22.13	22.20
HSDPA Subtest-2	21.99	22.18	22.26
HSDPA Subtest-3	21.51	21.65	21.72
HSDPA Subtest-4	21.51	21.66	21.79
HSUPA Subtest-1	21.95	22.17	22.24
HSUPA Subtest-2	19.92	20.12	20.25
HSUPA Subtest-3	20.96	21.17	21.20
HSUPA Subtest-4	19.99	20.12	20.22
HSUPA Subtest-5	22.00	22.20	22.20



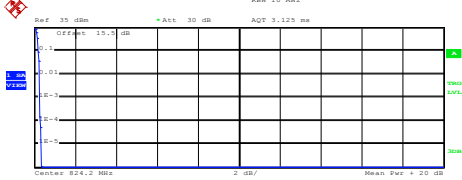
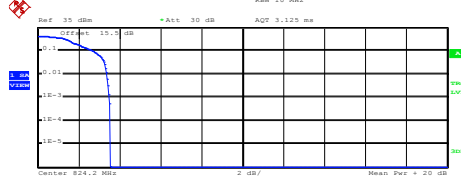
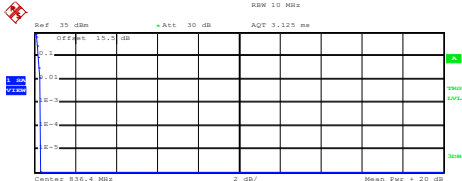
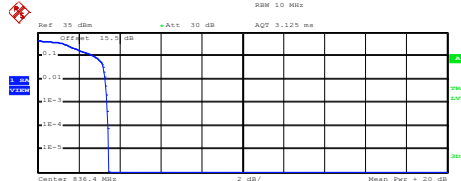

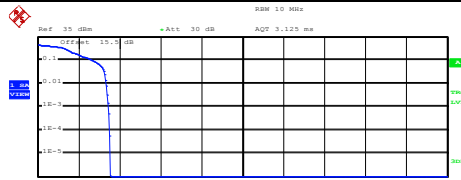
A2. GSM

Peak-to-Average Ratio

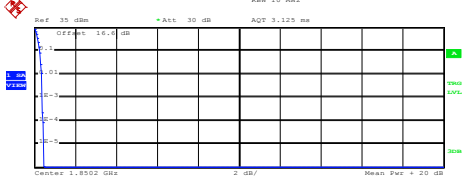
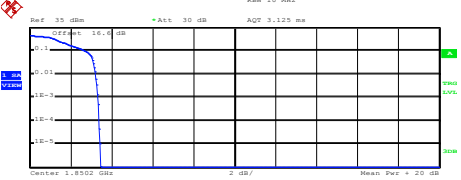
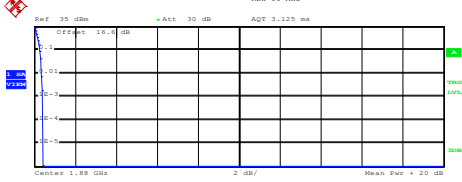
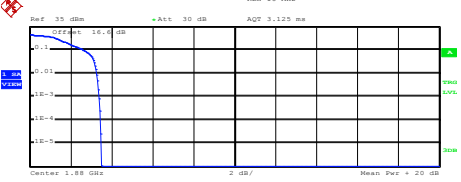
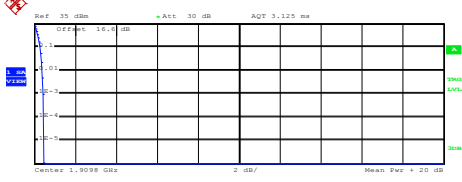
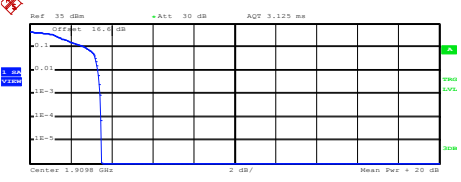
Mode	GSM850		Limit: 13dB
Mod.	GPRS class 8	EDGE class 8	Result
Lowest CH	0.28	3.48	PASS
Middle CH	0.32	3.40	
Highest CH	0.32	3.48	

Mode	GSM1900		Limit: 13dB
Mod.	GPRS class 8	EDGE class 8	Result
Lowest CH	0.40	3.32	PASS
Middle CH	0.40	3.40	
Highest CH	0.44	3.44	



GSM850 (GPRS class 8)	GSM850 (EDGE class 8)																
<p style="text-align: center;">Lowest Channel</p>  <p>Complementary Cumulative Distribution Function (100000 samples) Trace 1 Mean 31.03 dBm Peak 31.37 dBm Crest 0.34 dB</p> <table border="1"> <tr><td>10 %</td><td>0.20 dB</td></tr> <tr><td>1 %</td><td>0.28 dB</td></tr> <tr><td>.1 %</td><td>0.28 dB</td></tr> <tr><td>.01 %</td><td>0.32 dB</td></tr> </table> <p>Date: 1.APR.2019 14:05:32</p>	10 %	0.20 dB	1 %	0.28 dB	.1 %	0.28 dB	.01 %	0.32 dB	<p style="text-align: center;">Lowest Channel</p>  <p>Complementary Cumulative Distribution Function (100000 samples) Trace 1 Mean 24.79 dBm Peak 28.34 dBm Crest 3.55 dB</p> <table border="1"> <tr><td>10 %</td><td>2.72 dB</td></tr> <tr><td>1 %</td><td>3.36 dB</td></tr> <tr><td>.1 %</td><td>3.48 dB</td></tr> <tr><td>.01 %</td><td>3.56 dB</td></tr> </table> <p>Date: 1.APR.2019 14:16:58</p>	10 %	2.72 dB	1 %	3.36 dB	.1 %	3.48 dB	.01 %	3.56 dB
10 %	0.20 dB																
1 %	0.28 dB																
.1 %	0.28 dB																
.01 %	0.32 dB																
10 %	2.72 dB																
1 %	3.36 dB																
.1 %	3.48 dB																
.01 %	3.56 dB																
<p style="text-align: center;">Middle Channel</p>  <p>Complementary Cumulative Distribution Function (100000 samples) Trace 1 Mean 31.20 dBm Peak 31.51 dBm Crest 0.32 dB</p> <table border="1"> <tr><td>10 %</td><td>0.20 dB</td></tr> <tr><td>1 %</td><td>0.28 dB</td></tr> <tr><td>.1 %</td><td>0.32 dB</td></tr> <tr><td>.01 %</td><td>0.32 dB</td></tr> </table> <p>Date: 1.APR.2019 14:05:51</p>	10 %	0.20 dB	1 %	0.28 dB	.1 %	0.32 dB	.01 %	0.32 dB	<p style="text-align: center;">Middle Channel</p>  <p>Complementary Cumulative Distribution Function (100000 samples) Trace 1 Mean 25.11 dBm Peak 28.55 dBm Crest 3.44 dB</p> <table border="1"> <tr><td>10 %</td><td>2.76 dB</td></tr> <tr><td>1 %</td><td>3.28 dB</td></tr> <tr><td>.1 %</td><td>3.40 dB</td></tr> <tr><td>.01 %</td><td>3.44 dB</td></tr> </table> <p>Date: 1.APR.2019 14:17:12</p>	10 %	2.76 dB	1 %	3.28 dB	.1 %	3.40 dB	.01 %	3.44 dB
10 %	0.20 dB																
1 %	0.28 dB																
.1 %	0.32 dB																
.01 %	0.32 dB																
10 %	2.76 dB																
1 %	3.28 dB																
.1 %	3.40 dB																
.01 %	3.44 dB																
<p style="text-align: center;">Highest Channel</p>  <p>Complementary Cumulative Distribution Function (100000 samples) Trace 1 Mean 31.10 dBm Peak 31.44 dBm Crest 0.34 dB</p> <table border="1"> <tr><td>10 %</td><td>0.20 dB</td></tr> <tr><td>1 %</td><td>0.28 dB</td></tr> <tr><td>.1 %</td><td>0.32 dB</td></tr> <tr><td>.01 %</td><td>0.36 dB</td></tr> </table> <p>Date: 1.APR.2019 14:06:11</p>	10 %	0.20 dB	1 %	0.28 dB	.1 %	0.32 dB	.01 %	0.36 dB	<p style="text-align: center;">Highest Channel</p>  <p>Complementary Cumulative Distribution Function (100000 samples) Trace 1 Mean 24.96 dBm Peak 28.48 dBm Crest 3.52 dB</p> <table border="1"> <tr><td>10 %</td><td>2.72 dB</td></tr> <tr><td>1 %</td><td>3.36 dB</td></tr> <tr><td>.1 %</td><td>3.48 dB</td></tr> <tr><td>.01 %</td><td>3.52 dB</td></tr> </table> <p>Date: 1.APR.2019 14:17:28</p>	10 %	2.72 dB	1 %	3.36 dB	.1 %	3.48 dB	.01 %	3.52 dB
10 %	0.20 dB																
1 %	0.28 dB																
.1 %	0.32 dB																
.01 %	0.36 dB																
10 %	2.72 dB																
1 %	3.36 dB																
.1 %	3.48 dB																
.01 %	3.52 dB																



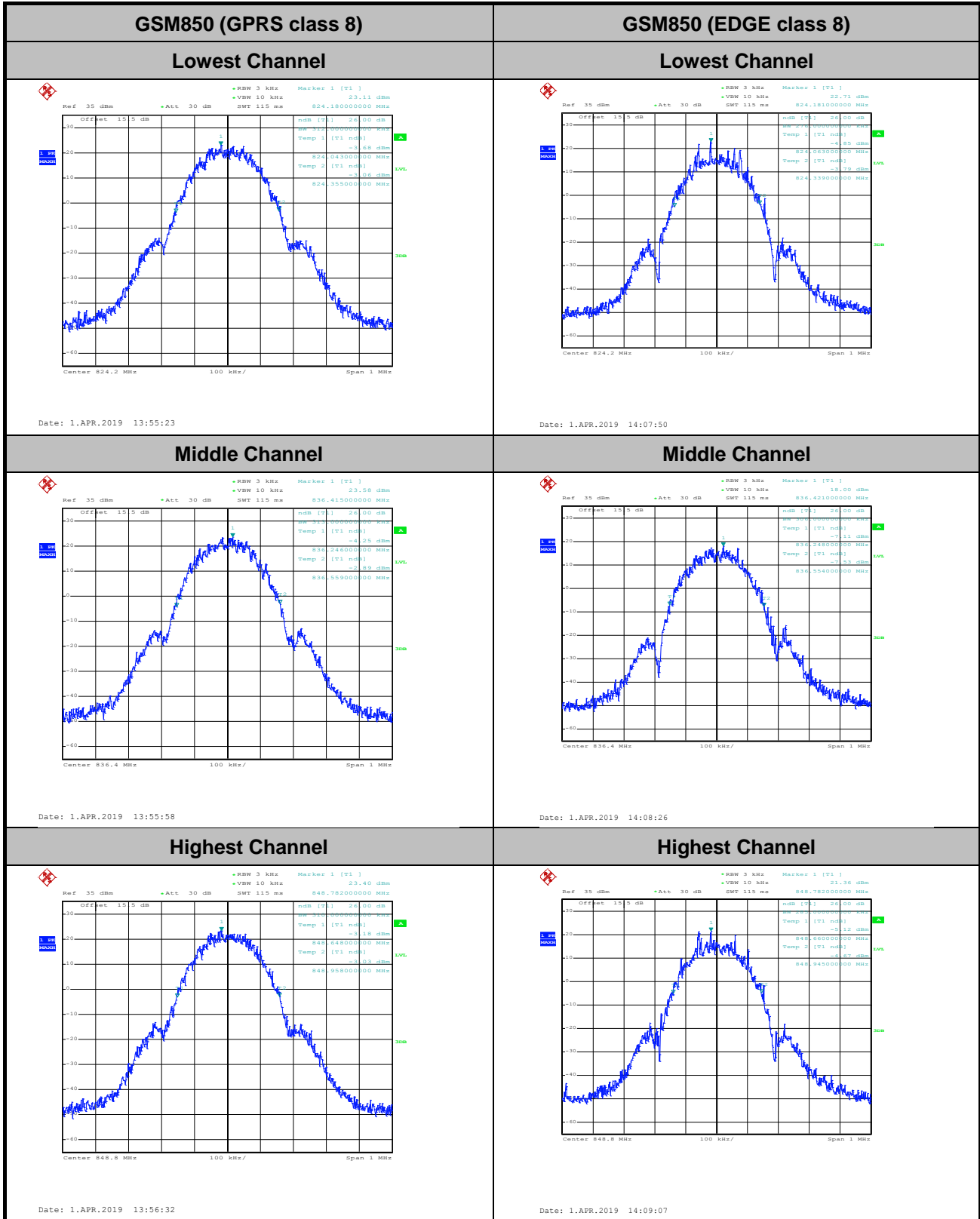
GSM1900 (GPRS class 8)	GSM1900 (EDGE class 8)																
<p style="text-align: center;">Lowest Channel</p>  <p>Center 1.8502 GHz 2 dB/ Mean Pwr = 20 dB</p> <p>Complementary Cumulative Distribution Function (100000 samples) Trace 1 Mean 26.74 dBm Peak 27.21 dBm Crest 0.46 dB</p> <table border="1"> <tr><td>10 %</td><td>0.28 dB</td></tr> <tr><td>1 %</td><td>0.36 dB</td></tr> <tr><td>.1 %</td><td>0.40 dB</td></tr> <tr><td>.01 %</td><td>0.44 dB</td></tr> </table> <p>Date: 1.APR.2019 14:29:31</p>	10 %	0.28 dB	1 %	0.36 dB	.1 %	0.40 dB	.01 %	0.44 dB	<p style="text-align: center;">Lowest Channel</p>  <p>Center 1.8502 GHz 2 dB/ Mean Pwr = 20 dB</p> <p>Complementary Cumulative Distribution Function (100000 samples) Trace 1 Mean 22.84 dBm Peak 26.29 dBm Crest 3.45 dB</p> <table border="1"> <tr><td>10 %</td><td>2.72 dB</td></tr> <tr><td>1 %</td><td>3.20 dB</td></tr> <tr><td>.1 %</td><td>3.32 dB</td></tr> <tr><td>.01 %</td><td>3.40 dB</td></tr> </table> <p>Date: 1.APR.2019 14:41:30</p>	10 %	2.72 dB	1 %	3.20 dB	.1 %	3.32 dB	.01 %	3.40 dB
10 %	0.28 dB																
1 %	0.36 dB																
.1 %	0.40 dB																
.01 %	0.44 dB																
10 %	2.72 dB																
1 %	3.20 dB																
.1 %	3.32 dB																
.01 %	3.40 dB																
<p style="text-align: center;">Middle Channel</p>  <p>Center 1.85 GHz 2 dB/ Mean Pwr = 20 dB</p> <p>Complementary Cumulative Distribution Function (100000 samples) Trace 1 Mean 26.77 dBm Peak 27.21 dBm Crest 0.43 dB</p> <table border="1"> <tr><td>10 %</td><td>0.28 dB</td></tr> <tr><td>1 %</td><td>0.36 dB</td></tr> <tr><td>.1 %</td><td>0.40 dB</td></tr> <tr><td>.01 %</td><td>0.44 dB</td></tr> </table> <p>Date: 1.APR.2019 14:29:49</p>	10 %	0.28 dB	1 %	0.36 dB	.1 %	0.40 dB	.01 %	0.44 dB	<p style="text-align: center;">Middle Channel</p>  <p>Center 1.85 GHz 2 dB/ Mean Pwr = 20 dB</p> <p>Complementary Cumulative Distribution Function (100000 samples) Trace 1 Mean 23.17 dBm Peak 26.64 dBm Crest 3.48 dB</p> <table border="1"> <tr><td>10 %</td><td>2.68 dB</td></tr> <tr><td>1 %</td><td>3.28 dB</td></tr> <tr><td>.1 %</td><td>3.40 dB</td></tr> <tr><td>.01 %</td><td>3.48 dB</td></tr> </table> <p>Date: 1.APR.2019 14:42:01</p>	10 %	2.68 dB	1 %	3.28 dB	.1 %	3.40 dB	.01 %	3.48 dB
10 %	0.28 dB																
1 %	0.36 dB																
.1 %	0.40 dB																
.01 %	0.44 dB																
10 %	2.68 dB																
1 %	3.28 dB																
.1 %	3.40 dB																
.01 %	3.48 dB																
<p style="text-align: center;">Highest Channel</p>  <p>Center 1.9098 GHz 2 dB/ Mean Pwr = 20 dB</p> <p>Complementary Cumulative Distribution Function (100000 samples) Trace 1 Mean 26.90 dBm Peak 27.35 dBm Crest 0.45 dB</p> <table border="1"> <tr><td>10 %</td><td>0.28 dB</td></tr> <tr><td>1 %</td><td>0.40 dB</td></tr> <tr><td>.1 %</td><td>0.44 dB</td></tr> <tr><td>.01 %</td><td>0.48 dB</td></tr> </table> <p>Date: 1.APR.2019 14:30:09</p>	10 %	0.28 dB	1 %	0.40 dB	.1 %	0.44 dB	.01 %	0.48 dB	<p style="text-align: center;">Highest Channel</p>  <p>Center 1.9098 GHz 2 dB/ Mean Pwr = 20 dB</p> <p>Complementary Cumulative Distribution Function (100000 samples) Trace 1 Mean 22.88 dBm Peak 26.36 dBm Crest 3.48 dB</p> <table border="1"> <tr><td>10 %</td><td>2.72 dB</td></tr> <tr><td>1 %</td><td>3.32 dB</td></tr> <tr><td>.1 %</td><td>3.44 dB</td></tr> <tr><td>.01 %</td><td>3.48 dB</td></tr> </table> <p>Date: 1.APR.2019 14:42:21</p>	10 %	2.72 dB	1 %	3.32 dB	.1 %	3.44 dB	.01 %	3.48 dB
10 %	0.28 dB																
1 %	0.40 dB																
.1 %	0.44 dB																
.01 %	0.48 dB																
10 %	2.72 dB																
1 %	3.32 dB																
.1 %	3.44 dB																
.01 %	3.48 dB																

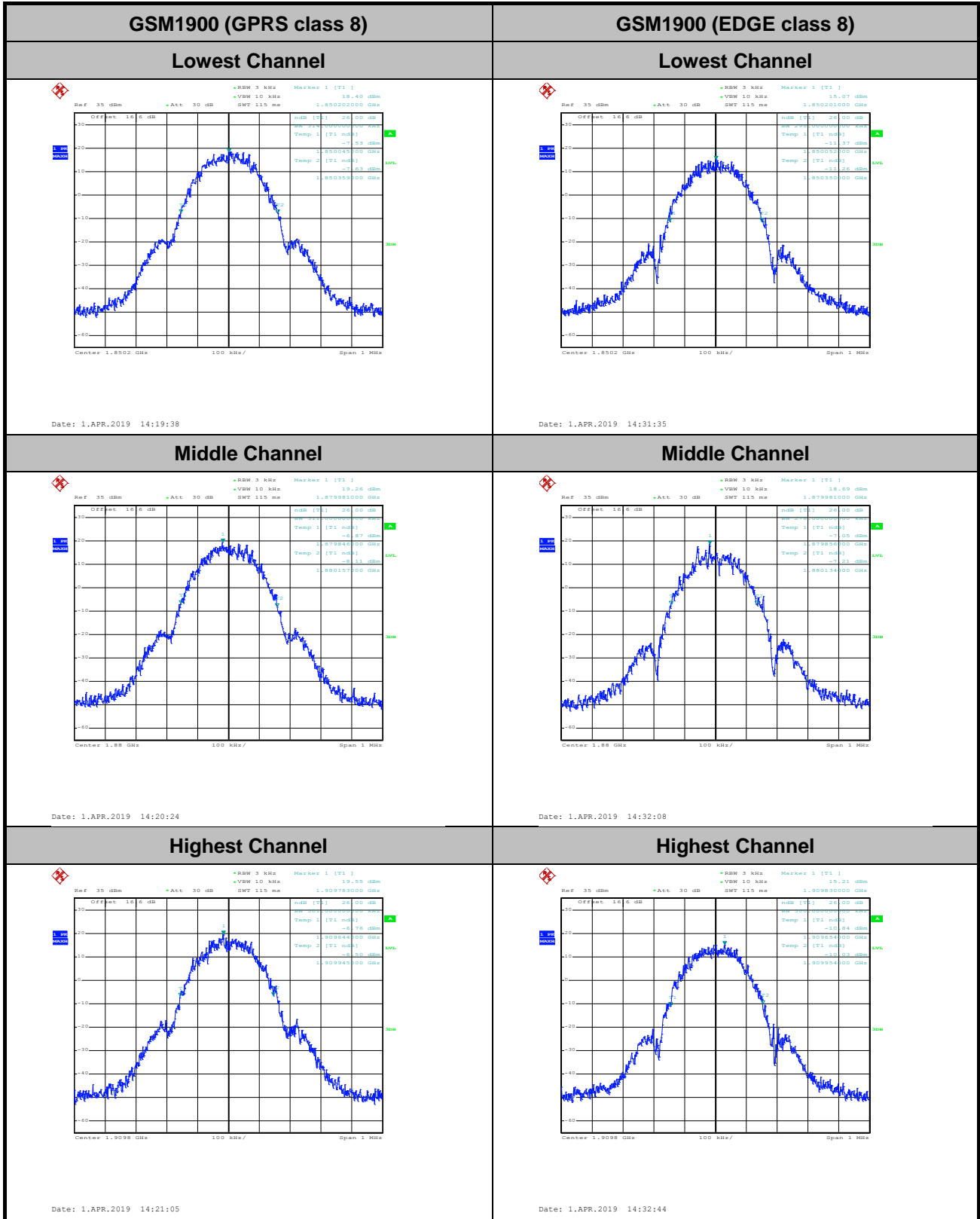


26dB Bandwidth

Mode	GSM850	
Mod.	GPRS class 8	EDGE class 8
Lowest CH	0.312	0.276
Middle CH	0.313	0.306
Highest CH	0.310	0.285

Mode	GSM1900	
Mod.	GPRS class 8	EDGE class 8
Lowest CH	0.314	0.298
Middle CH	0.311	0.278
Highest CH	0.301	0.300



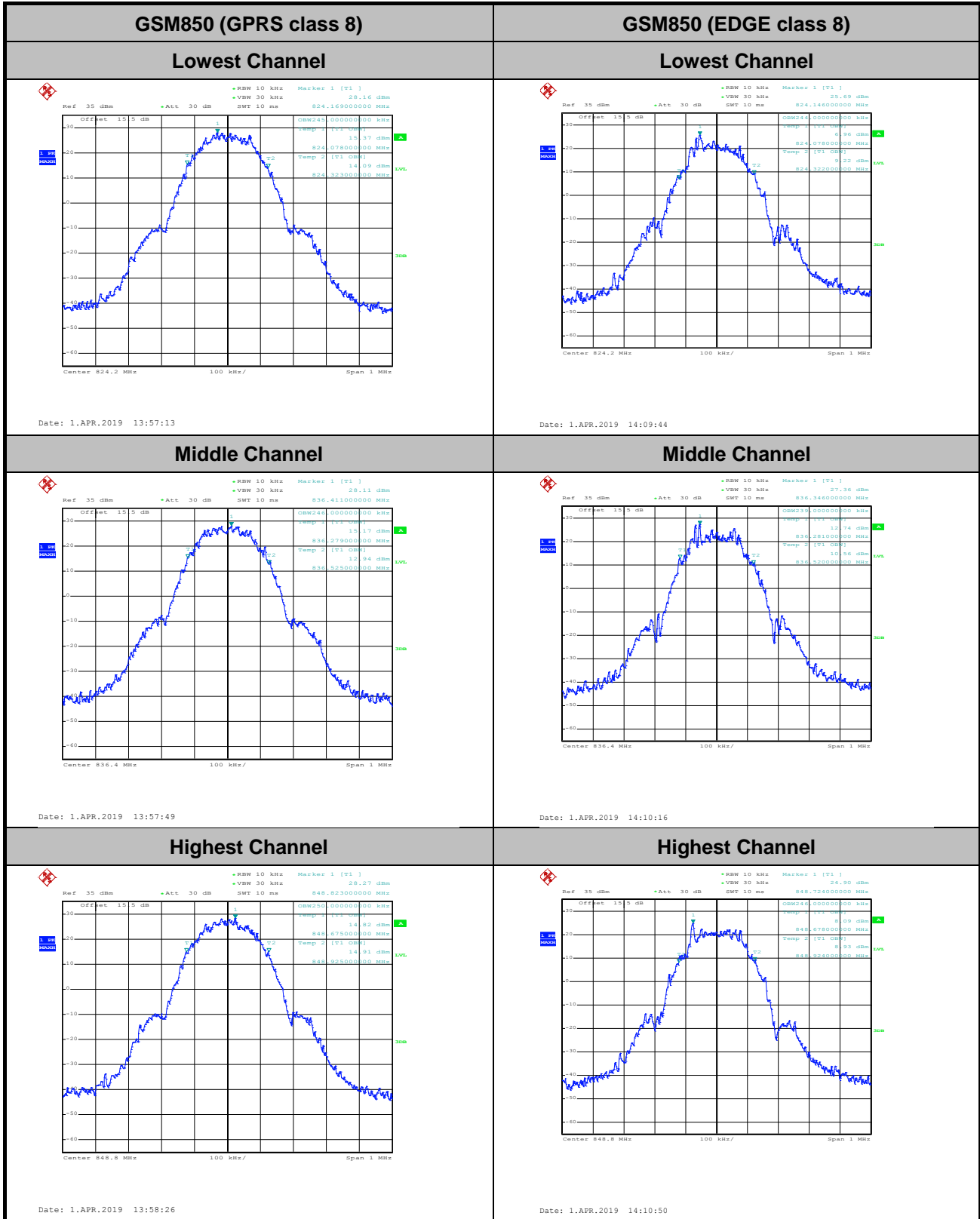


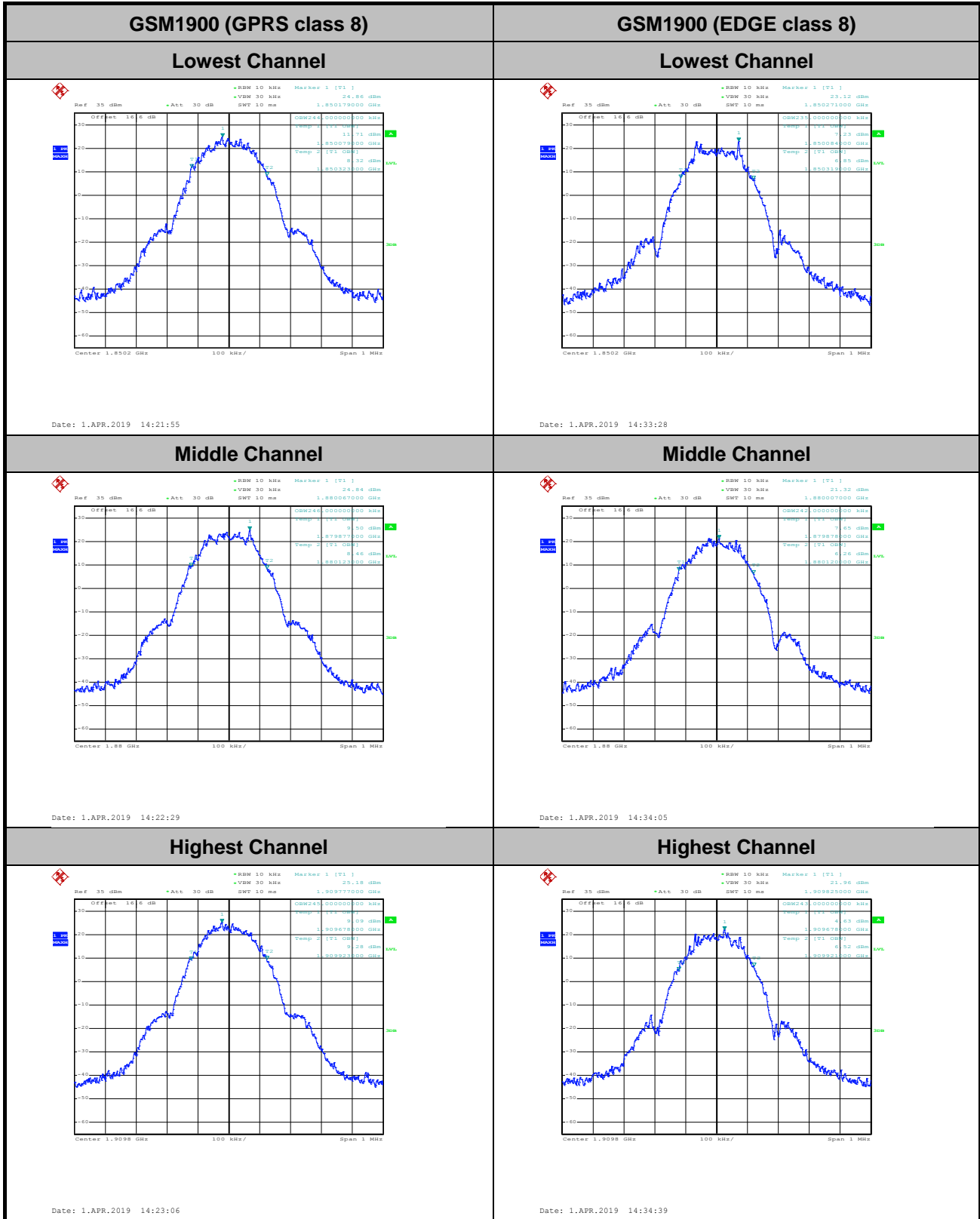


Occupied Bandwidth

Mode	GSM850	
Mod.	GPRS class 8	EDGE class 8
Lowest CH	0.245	0.244
Middle CH	0.246	0.239
Highest CH	0.250	0.246

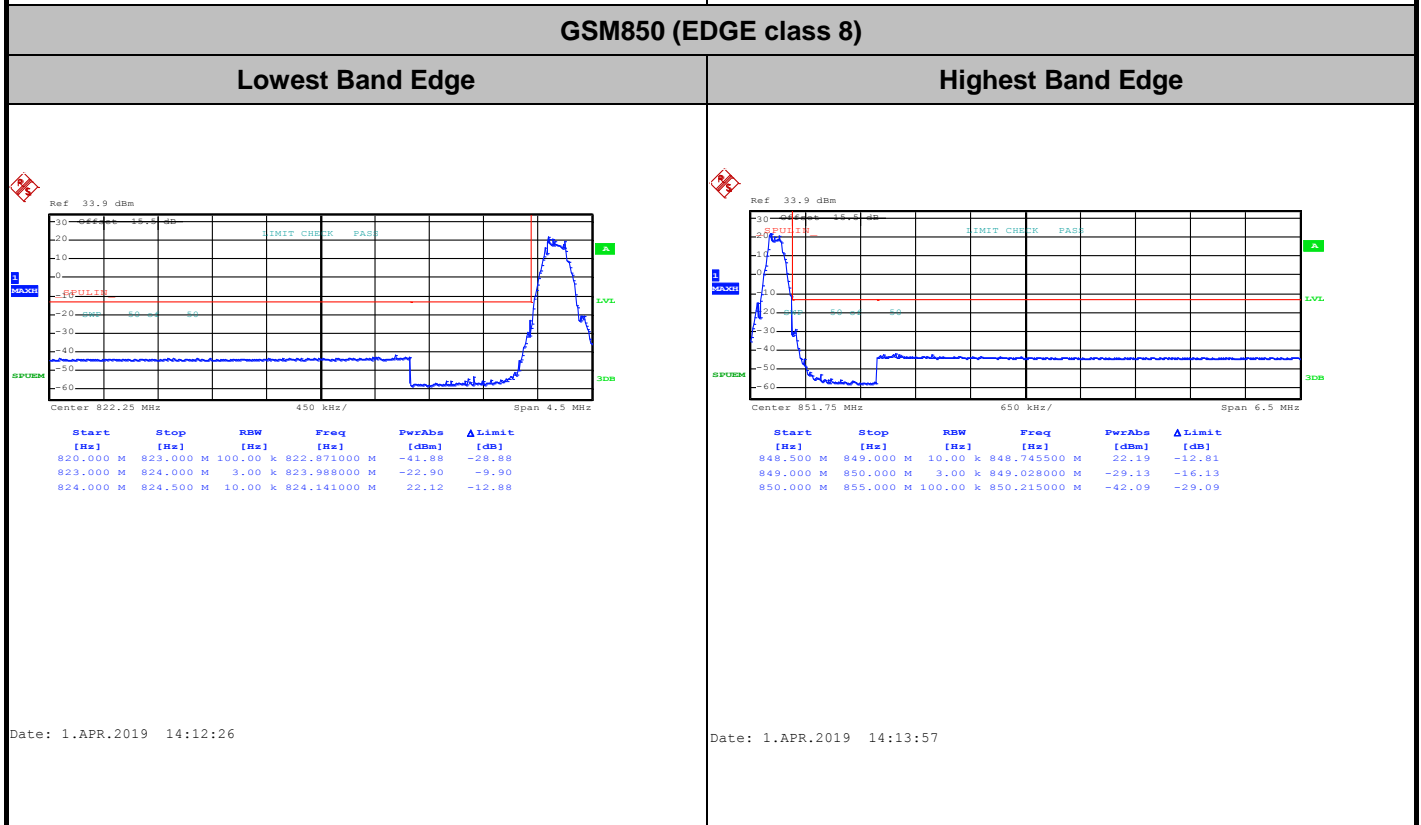
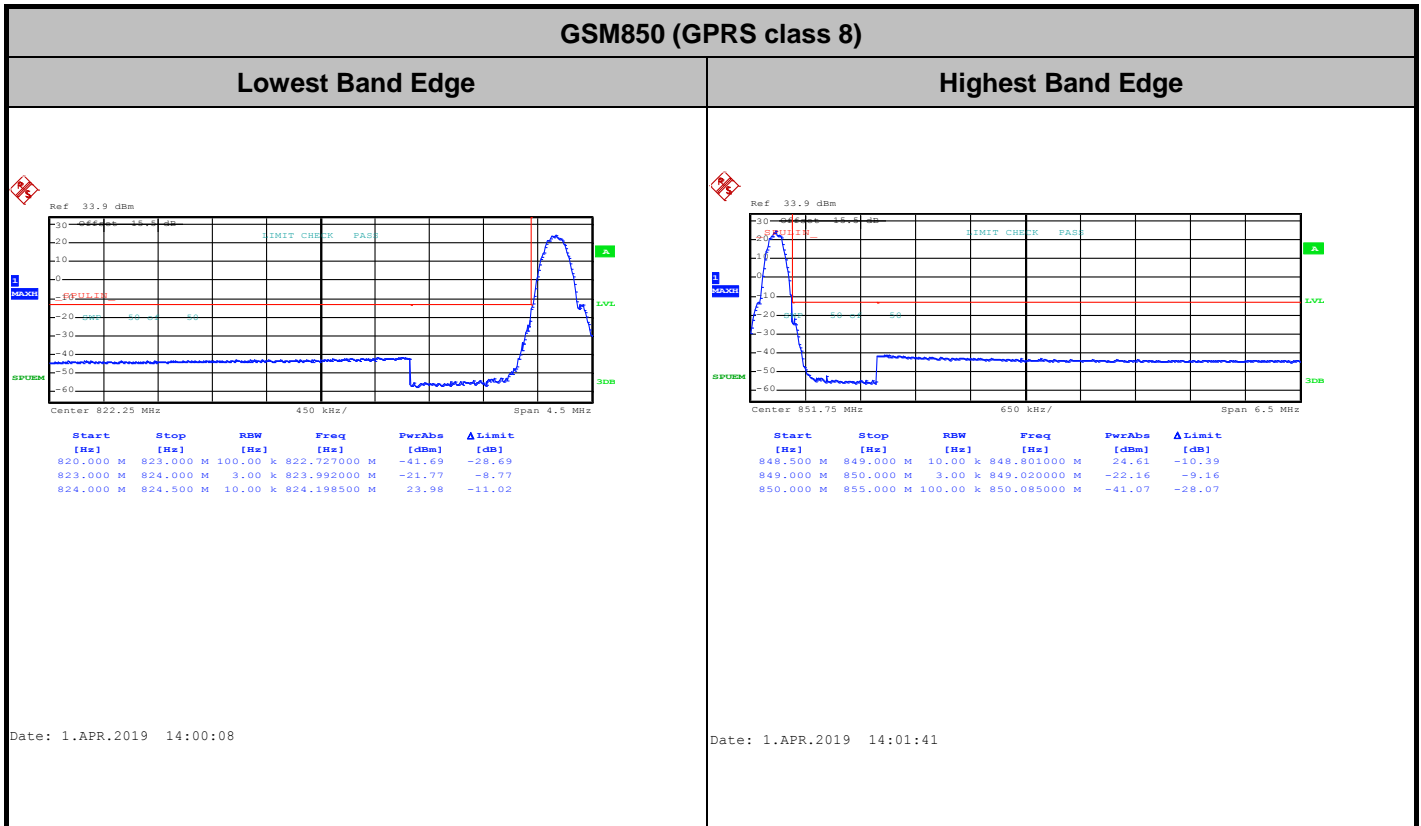
Mode	GSM1900	
Mod.	GPRS class 8	EDGE class 8
Lowest CH	0.244	0.235
Middle CH	0.246	0.242
Highest CH	0.245	0.243







Conducted Band Edge

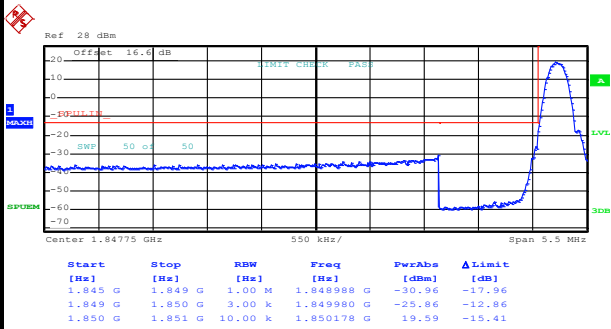




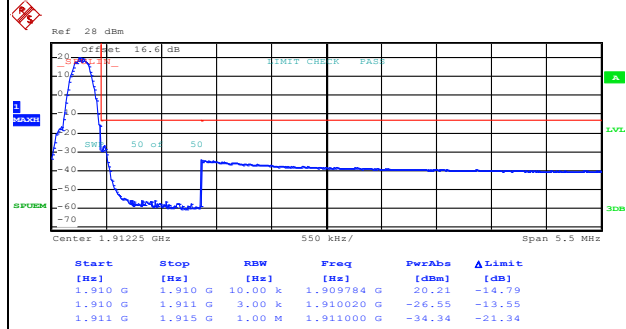
GSM1900 (GPRS class 8)

Lowest Band Edge

Highest Band Edge



Date: 1.APR.2019 14:24:44

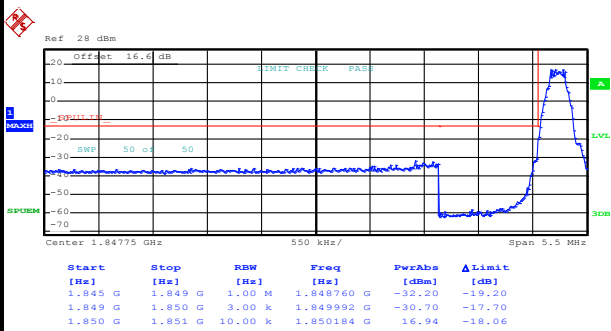


Date: 1.APR.2019 14:26:20

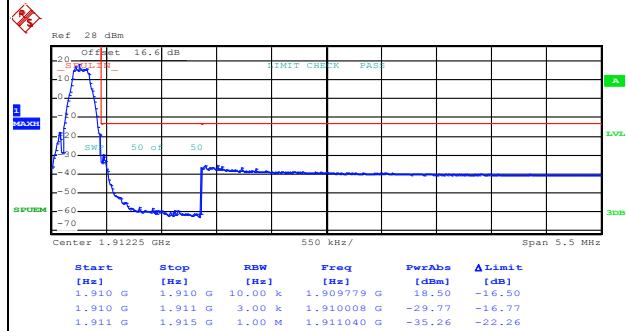
GSM1900 (EDGE class 8)

Lowest Band Edge

Highest Band Edge



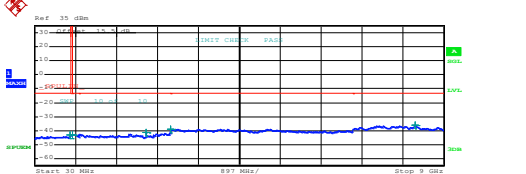
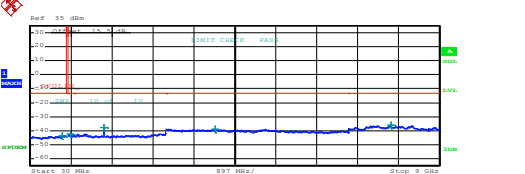
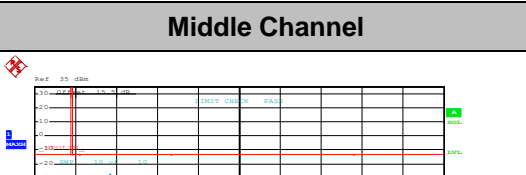
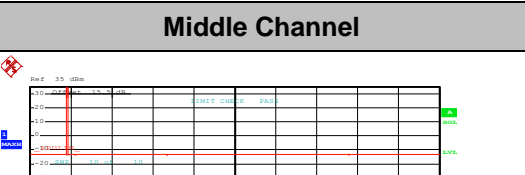
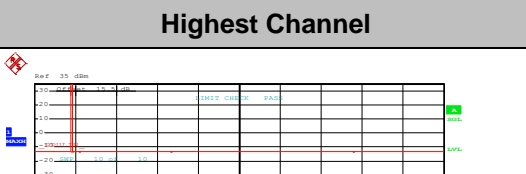

Date: 1.APR.2019 14:36:27



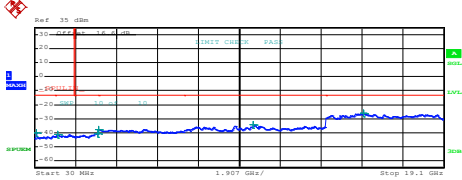
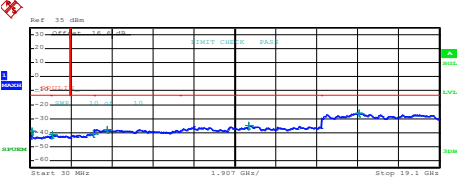
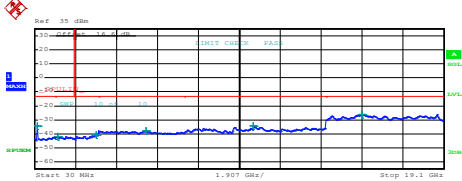
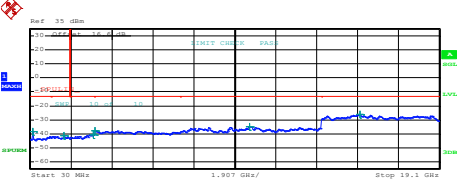
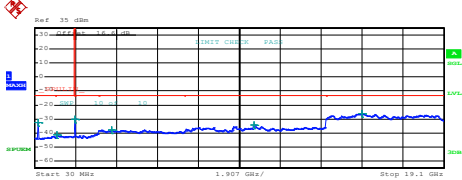
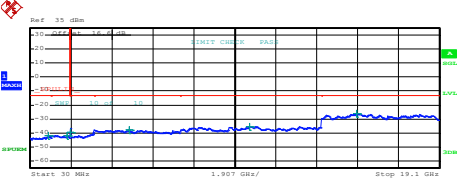
Date: 1.APR.2019 14:38:02



Conducted Spurious Emission

GSM850 (GPRS class 8)	GSM850 (EDGE class 8)																																																																																				
Lowest Channel	Lowest Channel																																																																																				
 <table border="1" data-bbox="239 622 702 705"> <thead> <tr> <th>Start</th> <th>Stop</th> <th>RBW</th> <th>Freq</th> <th>PwrAbs</th> <th>ΔLimit</th> </tr> <tr> <th>[Hz]</th> <th>[Hz]</th> <th>[Hz]</th> <th>[Hz]</th> <th>[dBm]</th> <th>[dB]</th> </tr> </thead> <tbody> <tr> <td>30,000 M</td> <td>820,000 M</td> <td>1,000 M</td> <td>804,750000 M</td> <td>-43.04</td> <td>-30.34</td> </tr> <tr> <td>855,000 M</td> <td>1,000 G</td> <td>1,000 M</td> <td>855,290000 M</td> <td>-42.88</td> <td>-29.88</td> </tr> <tr> <td>1,000 G</td> <td>3,000 G</td> <td>1,000 M</td> <td>2,470000 G</td> <td>-42.42</td> <td>-28.42</td> </tr> <tr> <td>3,000 G</td> <td>7,000 G</td> <td>1,000 M</td> <td>3,011000 G</td> <td>-38.80</td> <td>-25.80</td> </tr> <tr> <td>7,000 G</td> <td>9,000 G</td> <td>1,000 M</td> <td>8,370000 G</td> <td>-36.16</td> <td>-23.16</td> </tr> </tbody> </table> <p>Date: 1.APR.2019 14:03:23</p>	Start	Stop	RBW	Freq	PwrAbs	ΔLimit	[Hz]	[Hz]	[Hz]	[Hz]	[dBm]	[dB]	30,000 M	820,000 M	1,000 M	804,750000 M	-43.04	-30.34	855,000 M	1,000 G	1,000 M	855,290000 M	-42.88	-29.88	1,000 G	3,000 G	1,000 M	2,470000 G	-42.42	-28.42	3,000 G	7,000 G	1,000 M	3,011000 G	-38.80	-25.80	7,000 G	9,000 G	1,000 M	8,370000 G	-36.16	-23.16	 <table border="1" data-bbox="893 622 1356 705"> <thead> <tr> <th>Start</th> <th>Stop</th> <th>RBW</th> <th>Freq</th> <th>PwrAbs</th> <th>ΔLimit</th> </tr> <tr> <th>[Hz]</th> <th>[Hz]</th> <th>[Hz]</th> <th>[Hz]</th> <th>[dBm]</th> <th>[dB]</th> </tr> </thead> <tbody> <tr> <td>30,000 M</td> <td>820,000 M</td> <td>1,000 M</td> <td>734,081500 M</td> <td>-43.61</td> <td>-30.61</td> </tr> <tr> <td>855,000 M</td> <td>1,000 G</td> <td>1,000 M</td> <td>916,133754 M</td> <td>-42.43</td> <td>-29.43</td> </tr> <tr> <td>1,000 G</td> <td>3,000 G</td> <td>1,000 M</td> <td>1,648500 G</td> <td>-37.83</td> <td>-24.83</td> </tr> <tr> <td>3,000 G</td> <td>7,000 G</td> <td>1,000 M</td> <td>4,087000 G</td> <td>-39.05</td> <td>-26.05</td> </tr> <tr> <td>7,000 G</td> <td>9,000 G</td> <td>1,000 M</td> <td>7,936000 G</td> <td>-36.09</td> <td>-23.09</td> </tr> </tbody> </table> <p>Date: 1.APR.2019 14:14:53</p>	Start	Stop	RBW	Freq	PwrAbs	ΔLimit	[Hz]	[Hz]	[Hz]	[Hz]	[dBm]	[dB]	30,000 M	820,000 M	1,000 M	734,081500 M	-43.61	-30.61	855,000 M	1,000 G	1,000 M	916,133754 M	-42.43	-29.43	1,000 G	3,000 G	1,000 M	1,648500 G	-37.83	-24.83	3,000 G	7,000 G	1,000 M	4,087000 G	-39.05	-26.05	7,000 G	9,000 G	1,000 M	7,936000 G	-36.09	-23.09
Start	Stop	RBW	Freq	PwrAbs	ΔLimit																																																																																
[Hz]	[Hz]	[Hz]	[Hz]	[dBm]	[dB]																																																																																
30,000 M	820,000 M	1,000 M	804,750000 M	-43.04	-30.34																																																																																
855,000 M	1,000 G	1,000 M	855,290000 M	-42.88	-29.88																																																																																
1,000 G	3,000 G	1,000 M	2,470000 G	-42.42	-28.42																																																																																
3,000 G	7,000 G	1,000 M	3,011000 G	-38.80	-25.80																																																																																
7,000 G	9,000 G	1,000 M	8,370000 G	-36.16	-23.16																																																																																
Start	Stop	RBW	Freq	PwrAbs	ΔLimit																																																																																
[Hz]	[Hz]	[Hz]	[Hz]	[dBm]	[dB]																																																																																
30,000 M	820,000 M	1,000 M	734,081500 M	-43.61	-30.61																																																																																
855,000 M	1,000 G	1,000 M	916,133754 M	-42.43	-29.43																																																																																
1,000 G	3,000 G	1,000 M	1,648500 G	-37.83	-24.83																																																																																
3,000 G	7,000 G	1,000 M	4,087000 G	-39.05	-26.05																																																																																
7,000 G	9,000 G	1,000 M	7,936000 G	-36.09	-23.09																																																																																
 <table border="1" data-bbox="239 1081 702 1164"> <thead> <tr> <th>Start</th> <th>Stop</th> <th>RBW</th> <th>Freq</th> <th>PwrAbs</th> <th>ΔLimit</th> </tr> <tr> <th>[Hz]</th> <th>[Hz]</th> <th>[Hz]</th> <th>[Hz]</th> <th>[dBm]</th> <th>[dB]</th> </tr> </thead> <tbody> <tr> <td>30,000 M</td> <td>820,000 M</td> <td>1,000 M</td> <td>359,627500 M</td> <td>-43.21</td> <td>-30.21</td> </tr> <tr> <td>855,000 M</td> <td>1,000 G</td> <td>1,000 M</td> <td>942,862000 M</td> <td>-42.62</td> <td>-29.62</td> </tr> <tr> <td>1,000 G</td> <td>3,000 G</td> <td>1,000 M</td> <td>1,673000 G</td> <td>-29.61</td> <td>-16.61</td> </tr> <tr> <td>3,000 G</td> <td>7,000 G</td> <td>1,000 M</td> <td>3,003000 G</td> <td>-38.59</td> <td>-25.59</td> </tr> <tr> <td>7,000 G</td> <td>9,000 G</td> <td>1,000 M</td> <td>7,340000 G</td> <td>-36.16</td> <td>-23.16</td> </tr> </tbody> </table> <p>Date: 1.APR.2019 14:04:15</p>	Start	Stop	RBW	Freq	PwrAbs	ΔLimit	[Hz]	[Hz]	[Hz]	[Hz]	[dBm]	[dB]	30,000 M	820,000 M	1,000 M	359,627500 M	-43.21	-30.21	855,000 M	1,000 G	1,000 M	942,862000 M	-42.62	-29.62	1,000 G	3,000 G	1,000 M	1,673000 G	-29.61	-16.61	3,000 G	7,000 G	1,000 M	3,003000 G	-38.59	-25.59	7,000 G	9,000 G	1,000 M	7,340000 G	-36.16	-23.16	 <table border="1" data-bbox="893 1081 1356 1164"> <thead> <tr> <th>Start</th> <th>Stop</th> <th>RBW</th> <th>Freq</th> <th>PwrAbs</th> <th>ΔLimit</th> </tr> <tr> <th>[Hz]</th> <th>[Hz]</th> <th>[Hz]</th> <th>[Hz]</th> <th>[dBm]</th> <th>[dB]</th> </tr> </thead> <tbody> <tr> <td>30,000 M</td> <td>820,000 M</td> <td>1,000 M</td> <td>766,675000 M</td> <td>-43.99</td> <td>-30.99</td> </tr> <tr> <td>855,000 M</td> <td>1,000 G</td> <td>1,000 M</td> <td>890,738500 M</td> <td>-42.78</td> <td>-29.78</td> </tr> <tr> <td>1,000 G</td> <td>3,000 G</td> <td>1,000 M</td> <td>1,673500 G</td> <td>-39.78</td> <td>-26.78</td> </tr> <tr> <td>3,000 G</td> <td>7,000 G</td> <td>1,000 M</td> <td>3,024000 G</td> <td>-38.71</td> <td>-25.71</td> </tr> <tr> <td>7,000 G</td> <td>9,000 G</td> <td>1,000 M</td> <td>8,130000 G</td> <td>-36.31</td> <td>-23.31</td> </tr> </tbody> </table> <p>Date: 1.APR.2019 14:15:44</p>	Start	Stop	RBW	Freq	PwrAbs	ΔLimit	[Hz]	[Hz]	[Hz]	[Hz]	[dBm]	[dB]	30,000 M	820,000 M	1,000 M	766,675000 M	-43.99	-30.99	855,000 M	1,000 G	1,000 M	890,738500 M	-42.78	-29.78	1,000 G	3,000 G	1,000 M	1,673500 G	-39.78	-26.78	3,000 G	7,000 G	1,000 M	3,024000 G	-38.71	-25.71	7,000 G	9,000 G	1,000 M	8,130000 G	-36.31	-23.31
Start	Stop	RBW	Freq	PwrAbs	ΔLimit																																																																																
[Hz]	[Hz]	[Hz]	[Hz]	[dBm]	[dB]																																																																																
30,000 M	820,000 M	1,000 M	359,627500 M	-43.21	-30.21																																																																																
855,000 M	1,000 G	1,000 M	942,862000 M	-42.62	-29.62																																																																																
1,000 G	3,000 G	1,000 M	1,673000 G	-29.61	-16.61																																																																																
3,000 G	7,000 G	1,000 M	3,003000 G	-38.59	-25.59																																																																																
7,000 G	9,000 G	1,000 M	7,340000 G	-36.16	-23.16																																																																																
Start	Stop	RBW	Freq	PwrAbs	ΔLimit																																																																																
[Hz]	[Hz]	[Hz]	[Hz]	[dBm]	[dB]																																																																																
30,000 M	820,000 M	1,000 M	766,675000 M	-43.99	-30.99																																																																																
855,000 M	1,000 G	1,000 M	890,738500 M	-42.78	-29.78																																																																																
1,000 G	3,000 G	1,000 M	1,673500 G	-39.78	-26.78																																																																																
3,000 G	7,000 G	1,000 M	3,024000 G	-38.71	-25.71																																																																																
7,000 G	9,000 G	1,000 M	8,130000 G	-36.31	-23.31																																																																																
 <table border="1" data-bbox="239 1603 702 1686"> <thead> <tr> <th>Start</th> <th>Stop</th> <th>RBW</th> <th>Freq</th> <th>PwrAbs</th> <th>ΔLimit</th> </tr> <tr> <th>[Hz]</th> <th>[Hz]</th> <th>[Hz]</th> <th>[Hz]</th> <th>[dBm]</th> <th>[dB]</th> </tr> </thead> <tbody> <tr> <td>30,000 M</td> <td>820,000 M</td> <td>1,000 M</td> <td>801,630000 M</td> <td>-43.34</td> <td>-30.34</td> </tr> <tr> <td>855,000 M</td> <td>1,000 G</td> <td>1,000 M</td> <td>884,108750 M</td> <td>-42.49</td> <td>-29.49</td> </tr> <tr> <td>1,000 G</td> <td>3,000 G</td> <td>1,000 M</td> <td>2,547000 G</td> <td>-42.21</td> <td>-28.21</td> </tr> <tr> <td>3,000 G</td> <td>7,000 G</td> <td>1,000 M</td> <td>4,028000 G</td> <td>-38.87</td> <td>-25.87</td> </tr> <tr> <td>7,000 G</td> <td>9,000 G</td> <td>1,000 M</td> <td>8,020000 G</td> <td>-36.31</td> <td>-23.31</td> </tr> </tbody> </table> <p>Date: 1.APR.2019 14:05:05</p>	Start	Stop	RBW	Freq	PwrAbs	ΔLimit	[Hz]	[Hz]	[Hz]	[Hz]	[dBm]	[dB]	30,000 M	820,000 M	1,000 M	801,630000 M	-43.34	-30.34	855,000 M	1,000 G	1,000 M	884,108750 M	-42.49	-29.49	1,000 G	3,000 G	1,000 M	2,547000 G	-42.21	-28.21	3,000 G	7,000 G	1,000 M	4,028000 G	-38.87	-25.87	7,000 G	9,000 G	1,000 M	8,020000 G	-36.31	-23.31	 <table border="1" data-bbox="893 1603 1356 1686"> <thead> <tr> <th>Start</th> <th>Stop</th> <th>RBW</th> <th>Freq</th> <th>PwrAbs</th> <th>ΔLimit</th> </tr> <tr> <th>[Hz]</th> <th>[Hz]</th> <th>[Hz]</th> <th>[Hz]</th> <th>[dBm]</th> <th>[dB]</th> </tr> </thead> <tbody> <tr> <td>30,000 M</td> <td>820,000 M</td> <td>1,000 M</td> <td>819,218500 M</td> <td>-43.68</td> <td>-30.68</td> </tr> <tr> <td>855,000 M</td> <td>1,000 G</td> <td>1,000 M</td> <td>922,894255 M</td> <td>-42.35</td> <td>-29.35</td> </tr> <tr> <td>1,000 G</td> <td>3,000 G</td> <td>1,000 M</td> <td>2,996000 G</td> <td>-41.32</td> <td>-28.32</td> </tr> <tr> <td>3,000 G</td> <td>7,000 G</td> <td>1,000 M</td> <td>4,639000 G</td> <td>-39.10</td> <td>-26.10</td> </tr> <tr> <td>7,000 G</td> <td>9,000 G</td> <td>1,000 M</td> <td>7,662500 G</td> <td>-35.93</td> <td>-22.93</td> </tr> </tbody> </table> <p>Date: 1.APR.2019 14:16:36</p>	Start	Stop	RBW	Freq	PwrAbs	ΔLimit	[Hz]	[Hz]	[Hz]	[Hz]	[dBm]	[dB]	30,000 M	820,000 M	1,000 M	819,218500 M	-43.68	-30.68	855,000 M	1,000 G	1,000 M	922,894255 M	-42.35	-29.35	1,000 G	3,000 G	1,000 M	2,996000 G	-41.32	-28.32	3,000 G	7,000 G	1,000 M	4,639000 G	-39.10	-26.10	7,000 G	9,000 G	1,000 M	7,662500 G	-35.93	-22.93
Start	Stop	RBW	Freq	PwrAbs	ΔLimit																																																																																
[Hz]	[Hz]	[Hz]	[Hz]	[dBm]	[dB]																																																																																
30,000 M	820,000 M	1,000 M	801,630000 M	-43.34	-30.34																																																																																
855,000 M	1,000 G	1,000 M	884,108750 M	-42.49	-29.49																																																																																
1,000 G	3,000 G	1,000 M	2,547000 G	-42.21	-28.21																																																																																
3,000 G	7,000 G	1,000 M	4,028000 G	-38.87	-25.87																																																																																
7,000 G	9,000 G	1,000 M	8,020000 G	-36.31	-23.31																																																																																
Start	Stop	RBW	Freq	PwrAbs	ΔLimit																																																																																
[Hz]	[Hz]	[Hz]	[Hz]	[dBm]	[dB]																																																																																
30,000 M	820,000 M	1,000 M	819,218500 M	-43.68	-30.68																																																																																
855,000 M	1,000 G	1,000 M	922,894255 M	-42.35	-29.35																																																																																
1,000 G	3,000 G	1,000 M	2,996000 G	-41.32	-28.32																																																																																
3,000 G	7,000 G	1,000 M	4,639000 G	-39.10	-26.10																																																																																
7,000 G	9,000 G	1,000 M	7,662500 G	-35.93	-22.93																																																																																



GSM1900 (GPRS class 8)	GSM1900 (EDGE class 8)																																																																																				
Lowest Channel	Lowest Channel																																																																																				
 <table border="1" data-bbox="239 577 638 672"> <thead> <tr> <th>Start [MHz]</th> <th>Stop [MHz]</th> <th>RBW [Hz]</th> <th>Freq [MHz]</th> <th>PwrAbs [dBm]</th> <th>ΔLimit [dB]</th> </tr> </thead> <tbody> <tr><td>30.0000</td><td>1.0000</td><td>1.000</td><td>111.722500</td><td>-39.88</td><td>-26.83</td></tr> <tr><td>1.0000</td><td>1.8450</td><td>1.000</td><td>1.082176</td><td>-41.54</td><td>-28.54</td></tr> <tr><td>1.8450</td><td>3.0000</td><td>1.000</td><td>2.978300</td><td>-40.24</td><td>-27.54</td></tr> <tr><td>3.0000</td><td>7.0000</td><td>1.000</td><td>3.000000</td><td>-37.87</td><td>-24.87</td></tr> <tr><td>7.0000</td><td>13.6000</td><td>1.000</td><td>10.219375</td><td>-34.51</td><td>-21.51</td></tr> <tr><td>13.6000</td><td>19.1000</td><td>1.000</td><td>15.255388</td><td>-26.22</td><td>-13.22</td></tr> </tbody> </table> <p>Date: 1.APR.2019 14:27:21</p>	Start [MHz]	Stop [MHz]	RBW [Hz]	Freq [MHz]	PwrAbs [dBm]	ΔLimit [dB]	30.0000	1.0000	1.000	111.722500	-39.88	-26.83	1.0000	1.8450	1.000	1.082176	-41.54	-28.54	1.8450	3.0000	1.000	2.978300	-40.24	-27.54	3.0000	7.0000	1.000	3.000000	-37.87	-24.87	7.0000	13.6000	1.000	10.219375	-34.51	-21.51	13.6000	19.1000	1.000	15.255388	-26.22	-13.22	 <table border="1" data-bbox="893 577 1292 672"> <thead> <tr> <th>Start [MHz]</th> <th>Stop [MHz]</th> <th>RBW [Hz]</th> <th>Freq [MHz]</th> <th>PwrAbs [dBm]</th> <th>ΔLimit [dB]</th> </tr> </thead> <tbody> <tr><td>30.0000</td><td>1.0000</td><td>1.000</td><td>111.845000</td><td>-39.75</td><td>-25.75</td></tr> <tr><td>1.0000</td><td>1.8450</td><td>1.000</td><td>1.087177</td><td>-41.37</td><td>-28.37</td></tr> <tr><td>1.8450</td><td>3.0000</td><td>1.000</td><td>2.983302</td><td>-40.86</td><td>-27.86</td></tr> <tr><td>3.0000</td><td>7.0000</td><td>1.000</td><td>3.000000</td><td>-37.86</td><td>-24.86</td></tr> <tr><td>7.0000</td><td>13.6000</td><td>1.000</td><td>10.219375</td><td>-34.84</td><td>-21.84</td></tr> <tr><td>13.6000</td><td>19.1000</td><td>1.000</td><td>15.244875</td><td>-26.00</td><td>-13.00</td></tr> </tbody> </table> <p>Date: 1.APR.2019 14:39:10</p>	Start [MHz]	Stop [MHz]	RBW [Hz]	Freq [MHz]	PwrAbs [dBm]	ΔLimit [dB]	30.0000	1.0000	1.000	111.845000	-39.75	-25.75	1.0000	1.8450	1.000	1.087177	-41.37	-28.37	1.8450	3.0000	1.000	2.983302	-40.86	-27.86	3.0000	7.0000	1.000	3.000000	-37.86	-24.86	7.0000	13.6000	1.000	10.219375	-34.84	-21.84	13.6000	19.1000	1.000	15.244875	-26.00	-13.00
Start [MHz]	Stop [MHz]	RBW [Hz]	Freq [MHz]	PwrAbs [dBm]	ΔLimit [dB]																																																																																
30.0000	1.0000	1.000	111.722500	-39.88	-26.83																																																																																
1.0000	1.8450	1.000	1.082176	-41.54	-28.54																																																																																
1.8450	3.0000	1.000	2.978300	-40.24	-27.54																																																																																
3.0000	7.0000	1.000	3.000000	-37.87	-24.87																																																																																
7.0000	13.6000	1.000	10.219375	-34.51	-21.51																																																																																
13.6000	19.1000	1.000	15.255388	-26.22	-13.22																																																																																
Start [MHz]	Stop [MHz]	RBW [Hz]	Freq [MHz]	PwrAbs [dBm]	ΔLimit [dB]																																																																																
30.0000	1.0000	1.000	111.845000	-39.75	-25.75																																																																																
1.0000	1.8450	1.000	1.087177	-41.37	-28.37																																																																																
1.8450	3.0000	1.000	2.983302	-40.86	-27.86																																																																																
3.0000	7.0000	1.000	3.000000	-37.86	-24.86																																																																																
7.0000	13.6000	1.000	10.219375	-34.84	-21.84																																																																																
13.6000	19.1000	1.000	15.244875	-26.00	-13.00																																																																																
Middle Channel	Middle Channel																																																																																				
 <table border="1" data-bbox="239 1097 638 1191"> <thead> <tr> <th>Start [MHz]</th> <th>Stop [MHz]</th> <th>RBW [Hz]</th> <th>Freq [MHz]</th> <th>PwrAbs [dBm]</th> <th>ΔLimit [dB]</th> </tr> </thead> <tbody> <tr><td>30.0000</td><td>1.0000</td><td>1.000</td><td>141.792500</td><td>-34.11</td><td>-21.11</td></tr> <tr><td>1.0000</td><td>1.8450</td><td>1.000</td><td>1.088363</td><td>-41.86</td><td>-28.86</td></tr> <tr><td>1.8450</td><td>3.0000</td><td>1.000</td><td>2.883363</td><td>-40.85</td><td>-27.85</td></tr> <tr><td>3.0000</td><td>7.0000</td><td>1.000</td><td>3.022100</td><td>-38.05</td><td>-25.05</td></tr> <tr><td>7.0000</td><td>13.6000</td><td>1.000</td><td>10.219375</td><td>-34.58</td><td>-21.58</td></tr> <tr><td>13.6000</td><td>19.1000</td><td>1.000</td><td>15.285375</td><td>-26.03</td><td>-13.03</td></tr> </tbody> </table> <p>Date: 1.APR.2019 14:28:16</p>	Start [MHz]	Stop [MHz]	RBW [Hz]	Freq [MHz]	PwrAbs [dBm]	ΔLimit [dB]	30.0000	1.0000	1.000	141.792500	-34.11	-21.11	1.0000	1.8450	1.000	1.088363	-41.86	-28.86	1.8450	3.0000	1.000	2.883363	-40.85	-27.85	3.0000	7.0000	1.000	3.022100	-38.05	-25.05	7.0000	13.6000	1.000	10.219375	-34.58	-21.58	13.6000	19.1000	1.000	15.285375	-26.03	-13.03	 <table border="1" data-bbox="893 1097 1292 1191"> <thead> <tr> <th>Start [MHz]</th> <th>Stop [MHz]</th> <th>RBW [Hz]</th> <th>Freq [MHz]</th> <th>PwrAbs [dBm]</th> <th>ΔLimit [dB]</th> </tr> </thead> <tbody> <tr><td>30.0000</td><td>1.0000</td><td>1.000</td><td>141.792500</td><td>-38.21</td><td>-25.21</td></tr> <tr><td>1.0000</td><td>1.8450</td><td>1.000</td><td>1.093247</td><td>-41.84</td><td>-28.84</td></tr> <tr><td>1.8450</td><td>3.0000</td><td>1.000</td><td>2.973419</td><td>-40.45</td><td>-27.45</td></tr> <tr><td>3.0000</td><td>7.0000</td><td>1.000</td><td>3.048000</td><td>-37.82</td><td>-24.82</td></tr> <tr><td>7.0000</td><td>13.6000</td><td>1.000</td><td>10.219375</td><td>-34.87</td><td>-21.87</td></tr> <tr><td>13.6000</td><td>19.1000</td><td>1.000</td><td>15.410875</td><td>-26.10</td><td>-13.10</td></tr> </tbody> </table> <p>Date: 1.APR.2019 14:40:02</p>	Start [MHz]	Stop [MHz]	RBW [Hz]	Freq [MHz]	PwrAbs [dBm]	ΔLimit [dB]	30.0000	1.0000	1.000	141.792500	-38.21	-25.21	1.0000	1.8450	1.000	1.093247	-41.84	-28.84	1.8450	3.0000	1.000	2.973419	-40.45	-27.45	3.0000	7.0000	1.000	3.048000	-37.82	-24.82	7.0000	13.6000	1.000	10.219375	-34.87	-21.87	13.6000	19.1000	1.000	15.410875	-26.10	-13.10
Start [MHz]	Stop [MHz]	RBW [Hz]	Freq [MHz]	PwrAbs [dBm]	ΔLimit [dB]																																																																																
30.0000	1.0000	1.000	141.792500	-34.11	-21.11																																																																																
1.0000	1.8450	1.000	1.088363	-41.86	-28.86																																																																																
1.8450	3.0000	1.000	2.883363	-40.85	-27.85																																																																																
3.0000	7.0000	1.000	3.022100	-38.05	-25.05																																																																																
7.0000	13.6000	1.000	10.219375	-34.58	-21.58																																																																																
13.6000	19.1000	1.000	15.285375	-26.03	-13.03																																																																																
Start [MHz]	Stop [MHz]	RBW [Hz]	Freq [MHz]	PwrAbs [dBm]	ΔLimit [dB]																																																																																
30.0000	1.0000	1.000	141.792500	-38.21	-25.21																																																																																
1.0000	1.8450	1.000	1.093247	-41.84	-28.84																																																																																
1.8450	3.0000	1.000	2.973419	-40.45	-27.45																																																																																
3.0000	7.0000	1.000	3.048000	-37.82	-24.82																																																																																
7.0000	13.6000	1.000	10.219375	-34.87	-21.87																																																																																
13.6000	19.1000	1.000	15.410875	-26.10	-13.10																																																																																
Highest Channel	Highest Channel																																																																																				
 <table border="1" data-bbox="239 1617 638 1711"> <thead> <tr> <th>Start [MHz]</th> <th>Stop [MHz]</th> <th>RBW [Hz]</th> <th>Freq [MHz]</th> <th>PwrAbs [dBm]</th> <th>ΔLimit [dB]</th> </tr> </thead> <tbody> <tr><td>30.0000</td><td>1.0000</td><td>1.000</td><td>171.600000</td><td>-32.67</td><td>-19.67</td></tr> <tr><td>1.0000</td><td>1.8450</td><td>1.000</td><td>1.065276</td><td>-41.47</td><td>-28.47</td></tr> <tr><td>1.8450</td><td>3.0000</td><td>1.000</td><td>1.932071</td><td>-39.41</td><td>-27.41</td></tr> <tr><td>3.0000</td><td>7.0000</td><td>1.000</td><td>3.159000</td><td>-37.78</td><td>-24.78</td></tr> <tr><td>7.0000</td><td>13.6000</td><td>1.000</td><td>10.236475</td><td>-34.46</td><td>-21.46</td></tr> <tr><td>13.6000</td><td>19.1000</td><td>1.000</td><td>15.298813</td><td>-26.33</td><td>-13.33</td></tr> </tbody> </table> <p>Date: 1.APR.2019 14:29:08</p>	Start [MHz]	Stop [MHz]	RBW [Hz]	Freq [MHz]	PwrAbs [dBm]	ΔLimit [dB]	30.0000	1.0000	1.000	171.600000	-32.67	-19.67	1.0000	1.8450	1.000	1.065276	-41.47	-28.47	1.8450	3.0000	1.000	1.932071	-39.41	-27.41	3.0000	7.0000	1.000	3.159000	-37.78	-24.78	7.0000	13.6000	1.000	10.236475	-34.46	-21.46	13.6000	19.1000	1.000	15.298813	-26.33	-13.33	 <table border="1" data-bbox="893 1617 1292 1711"> <thead> <tr> <th>Start [MHz]</th> <th>Stop [MHz]</th> <th>RBW [Hz]</th> <th>Freq [MHz]</th> <th>PwrAbs [dBm]</th> <th>ΔLimit [dB]</th> </tr> </thead> <tbody> <tr><td>30.0000</td><td>1.0000</td><td>1.000</td><td>171.600000</td><td>-41.51</td><td>-28.51</td></tr> <tr><td>1.0000</td><td>1.8450</td><td>1.000</td><td>1.730000</td><td>-42.01</td><td>-29.01</td></tr> <tr><td>1.8450</td><td>3.0000</td><td>1.000</td><td>1.932071</td><td>-39.51</td><td>-28.51</td></tr> <tr><td>3.0000</td><td>7.0000</td><td>1.000</td><td>4.631000</td><td>-37.86</td><td>-24.86</td></tr> <tr><td>7.0000</td><td>13.6000</td><td>1.000</td><td>10.236475</td><td>-35.24</td><td>-22.24</td></tr> <tr><td>13.6000</td><td>19.1000</td><td>1.000</td><td>15.230000</td><td>-26.25</td><td>-13.25</td></tr> </tbody> </table> <p>Date: 1.APR.2019 14:40:58</p>	Start [MHz]	Stop [MHz]	RBW [Hz]	Freq [MHz]	PwrAbs [dBm]	ΔLimit [dB]	30.0000	1.0000	1.000	171.600000	-41.51	-28.51	1.0000	1.8450	1.000	1.730000	-42.01	-29.01	1.8450	3.0000	1.000	1.932071	-39.51	-28.51	3.0000	7.0000	1.000	4.631000	-37.86	-24.86	7.0000	13.6000	1.000	10.236475	-35.24	-22.24	13.6000	19.1000	1.000	15.230000	-26.25	-13.25
Start [MHz]	Stop [MHz]	RBW [Hz]	Freq [MHz]	PwrAbs [dBm]	ΔLimit [dB]																																																																																
30.0000	1.0000	1.000	171.600000	-32.67	-19.67																																																																																
1.0000	1.8450	1.000	1.065276	-41.47	-28.47																																																																																
1.8450	3.0000	1.000	1.932071	-39.41	-27.41																																																																																
3.0000	7.0000	1.000	3.159000	-37.78	-24.78																																																																																
7.0000	13.6000	1.000	10.236475	-34.46	-21.46																																																																																
13.6000	19.1000	1.000	15.298813	-26.33	-13.33																																																																																
Start [MHz]	Stop [MHz]	RBW [Hz]	Freq [MHz]	PwrAbs [dBm]	ΔLimit [dB]																																																																																
30.0000	1.0000	1.000	171.600000	-41.51	-28.51																																																																																
1.0000	1.8450	1.000	1.730000	-42.01	-29.01																																																																																
1.8450	3.0000	1.000	1.932071	-39.51	-28.51																																																																																
3.0000	7.0000	1.000	4.631000	-37.86	-24.86																																																																																
7.0000	13.6000	1.000	10.236475	-35.24	-22.24																																																																																
13.6000	19.1000	1.000	15.230000	-26.25	-13.25																																																																																



Frequency Stability

Test Conditions	Middle Channel	GSM850 (GPRS class 8)	GSM850 (EDGE class 8)	Limit 2.5ppm
Temperature (°C)	Voltage (Volt)	Deviation (ppm)		Result
50	Normal Voltage	0.0096	0.0096	PASS
40	Normal Voltage	0.0036	0.0060	
30	Normal Voltage	0.0060	0.0024	
20(Ref.)	Normal Voltage	0.0000	0.0000	
10	Normal Voltage	0.0108	0.0036	
0	Normal Voltage	0.0084	0.0048	
-10	Normal Voltage	0.0179	0.0072	
-20	Normal Voltage	0.0143	0.0024	
-30	Normal Voltage	0.0108	0.0096	
20	Maximum Voltage	0.0060	0.0024	
20	Normal Voltage	0.0000	0.0000	
20	Battery End Point	0.0048	0.0048	

Test Conditions	Middle Channel	GSM1900 (GPRS class 8)	GSM1900 (EDGE class 8)	Limit Note 2.
Temperature (°C)	Voltage (Volt)	Deviation (ppm)		Result
50	Normal Voltage	0.0027	0.0043	PASS
40	Normal Voltage	0.0032	0.0027	
30	Normal Voltage	0.0005	0.0016	
20(Ref.)	Normal Voltage	0.0000	0.0000	
10	Normal Voltage	0.0016	0.0011	
0	Normal Voltage	0.0043	0.0016	
-10	Normal Voltage	0.0059	0.0027	
-20	Normal Voltage	0.0085	0.0037	
-30	Normal Voltage	0.0096	0.0032	
20	Maximum Voltage	0.0021	0.0027	
20	Normal Voltage	0.0000	0.0016	
20	Battery End Point	0.0027	0.0027	

Note:

1. Normal Voltage = 4.0 V. ; Battery End Point (BEP) = 3.8 V. ; Maximum Voltage =4.2 V
2. The frequency fundamental emissions stay within the authorized frequency block.

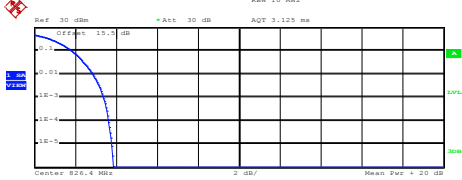
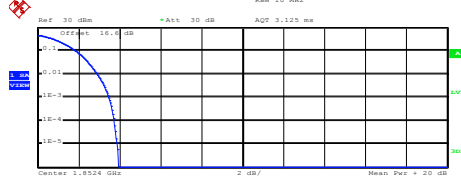
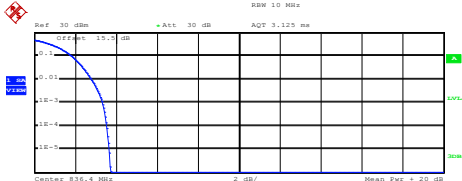
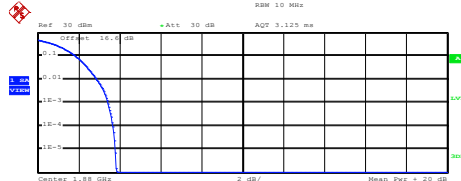

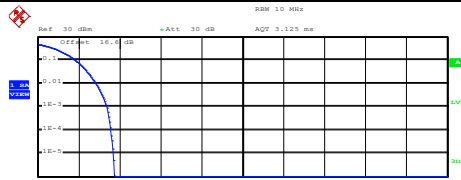


A3. WCDMA

Peak-to-Average Ratio

Mode	WCDMA Band V	WCDMA Band II	WCDMA Band IV	Limit: 13dB
Mod.	RMC 12.2Kbps	RMC 12.2Kbps	RMC 12.2Kbps	Result
Lowest CH	3.40	3.48	3.24	PASS
Middle CH	3.36	3.44	3.20	
Highest CH	3.36	3.40	3.20	

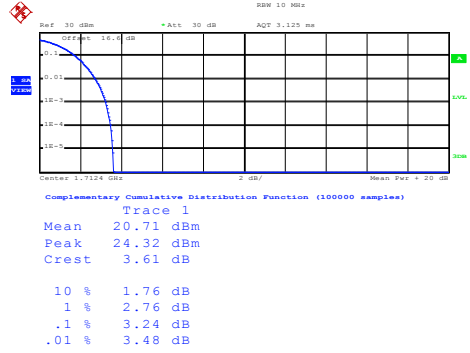


WCDMA Band V (RMC 12.2Kbps)	WCDMA Band II (RMC 12.2Kbps)																
<p style="text-align: center;">Lowest Channel</p>  <p>Center 826.4 MHz 2 dB/ Mean Pwr = 20 dB</p> <p>Complementary Cumulative Distribution Function (100000 samples) Trace 1 Mean 22.16 dBm Peak 26.02 dBm Crest 3.85 dB</p> <table border="1"> <tr><td>10 %</td><td>1.84 dB</td></tr> <tr><td>1 %</td><td>2.84 dB</td></tr> <tr><td>.1 %</td><td>3.40 dB</td></tr> <tr><td>.01 %</td><td>3.64 dB</td></tr> </table> <p>Date: 1.APR.2019 15:35:26</p>	10 %	1.84 dB	1 %	2.84 dB	.1 %	3.40 dB	.01 %	3.64 dB	<p style="text-align: center;">Lowest Channel</p>  <p>Center 1.8524 GHz 2 dB/ Mean Pwr = 20 dB</p> <p>Complementary Cumulative Distribution Function (100000 samples) Trace 1 Mean 21.14 dBm Peak 25.10 dBm Crest 3.96 dB</p> <table border="1"> <tr><td>10 %</td><td>1.88 dB</td></tr> <tr><td>1 %</td><td>2.92 dB</td></tr> <tr><td>.1 %</td><td>3.48 dB</td></tr> <tr><td>.01 %</td><td>3.72 dB</td></tr> </table> <p>Date: 1.APR.2019 15:04:43</p>	10 %	1.88 dB	1 %	2.92 dB	.1 %	3.48 dB	.01 %	3.72 dB
10 %	1.84 dB																
1 %	2.84 dB																
.1 %	3.40 dB																
.01 %	3.64 dB																
10 %	1.88 dB																
1 %	2.92 dB																
.1 %	3.48 dB																
.01 %	3.72 dB																
<p style="text-align: center;">Middle Channel</p>  <p>Center 836.4 MHz 2 dB/ Mean Pwr = 20 dB</p> <p>Complementary Cumulative Distribution Function (100000 samples) Trace 1 Mean 22.08 dBm Peak 25.81 dBm Crest 3.73 dB</p> <table border="1"> <tr><td>10 %</td><td>1.84 dB</td></tr> <tr><td>1 %</td><td>2.80 dB</td></tr> <tr><td>.1 %</td><td>3.36 dB</td></tr> <tr><td>.01 %</td><td>3.56 dB</td></tr> </table> <p>Date: 1.APR.2019 15:35:42</p>	10 %	1.84 dB	1 %	2.80 dB	.1 %	3.36 dB	.01 %	3.56 dB	<p style="text-align: center;">Middle Channel</p>  <p>Center 1.88 GHz 2 dB/ Mean Pwr = 20 dB</p> <p>Complementary Cumulative Distribution Function (100000 samples) Trace 1 Mean 21.26 dBm Peak 25.10 dBm Crest 3.84 dB</p> <table border="1"> <tr><td>10 %</td><td>1.84 dB</td></tr> <tr><td>1 %</td><td>2.88 dB</td></tr> <tr><td>.1 %</td><td>3.44 dB</td></tr> <tr><td>.01 %</td><td>3.68 dB</td></tr> </table> <p>Date: 1.APR.2019 15:05:00</p>	10 %	1.84 dB	1 %	2.88 dB	.1 %	3.44 dB	.01 %	3.68 dB
10 %	1.84 dB																
1 %	2.80 dB																
.1 %	3.36 dB																
.01 %	3.56 dB																
10 %	1.84 dB																
1 %	2.88 dB																
.1 %	3.44 dB																
.01 %	3.68 dB																
<p style="text-align: center;">Highest Channel</p>  <p>Center 846.6 MHz 2 dB/ Mean Pwr = 20 dB</p> <p>Complementary Cumulative Distribution Function (100000 samples) Trace 1 Mean 21.96 dBm Peak 25.59 dBm Crest 3.64 dB</p> <table border="1"> <tr><td>10 %</td><td>1.84 dB</td></tr> <tr><td>1 %</td><td>2.84 dB</td></tr> <tr><td>.1 %</td><td>3.36 dB</td></tr> <tr><td>.01 %</td><td>3.56 dB</td></tr> </table> <p>Date: 1.APR.2019 15:36:14</p>	10 %	1.84 dB	1 %	2.84 dB	.1 %	3.36 dB	.01 %	3.56 dB	<p style="text-align: center;">Highest Channel</p>  <p>Center 1.9076 GHz 2 dB/ Mean Pwr = 20 dB</p> <p>Complementary Cumulative Distribution Function (100000 samples) Trace 1 Mean 21.16 dBm Peak 24.89 dBm Crest 3.73 dB</p> <table border="1"> <tr><td>10 %</td><td>1.84 dB</td></tr> <tr><td>1 %</td><td>2.84 dB</td></tr> <tr><td>.1 %</td><td>3.40 dB</td></tr> <tr><td>.01 %</td><td>3.56 dB</td></tr> </table> <p>Date: 1.APR.2019 15:05:15</p>	10 %	1.84 dB	1 %	2.84 dB	.1 %	3.40 dB	.01 %	3.56 dB
10 %	1.84 dB																
1 %	2.84 dB																
.1 %	3.36 dB																
.01 %	3.56 dB																
10 %	1.84 dB																
1 %	2.84 dB																
.1 %	3.40 dB																
.01 %	3.56 dB																



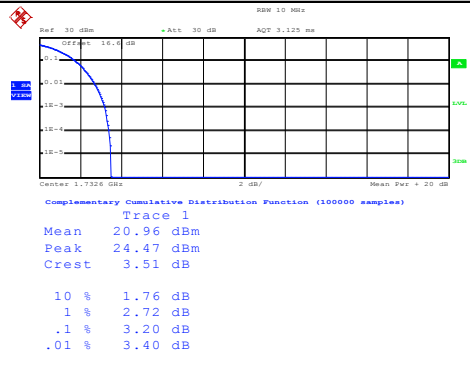
WCDMA Band IV (RMC 12.2Kbps)

Lowest Channel



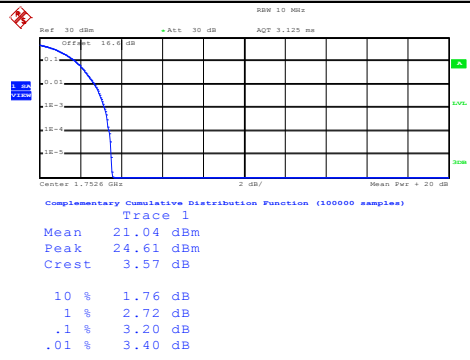
Date: 1.APR.2019 15:22:56

Middle Channel



Date: 1.APR.2019 15:23:14

Highest Channel



Date: 1.APR.2019 15:23:29



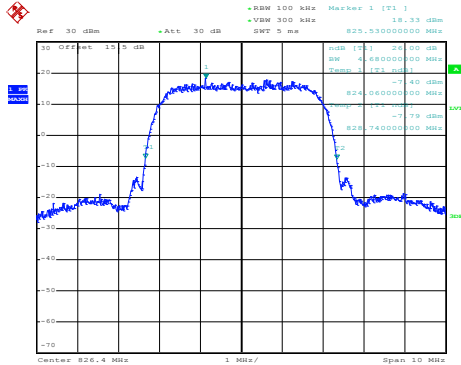
26dB Bandwidth

Mode	WCDMA Band V	WCDMA Band II	WCDMA Band IV
Mod.	RMC 12.2Kbps	RMC 12.2Kbps	RMC 12.2Kbps
Lowest CH	4.68	4.69	4.68
Middle CH	4.69	4.70	4.70
Highest CH	4.68	4.71	4.69



WCDMA Band V (RMC 12.2Kbps)

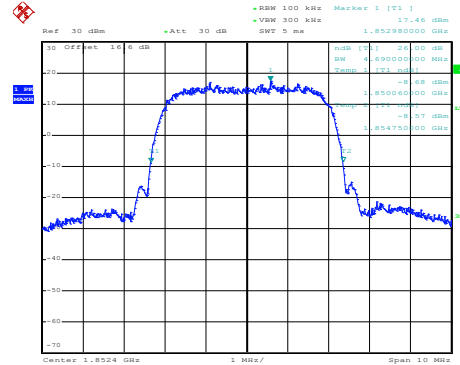
Lowest Channel



Date: 1.APR.2019 15:24:47

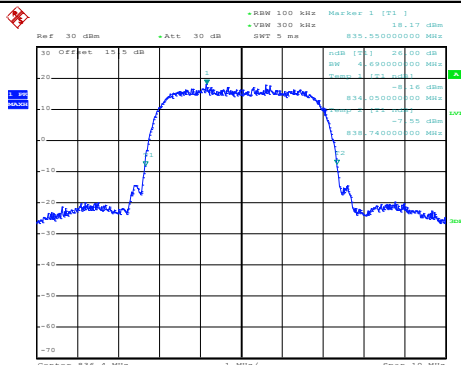
WCDMA Band II (RMC 12.2Kbps)

Lowest Channel



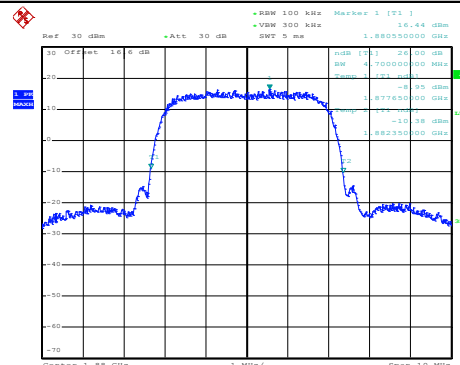
Date: 1.APR.2019 14:49:39

Middle Channel



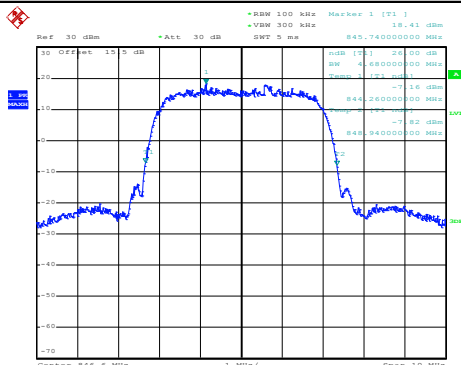
Date: 1.APR.2019 15:25:22

Middle Channel



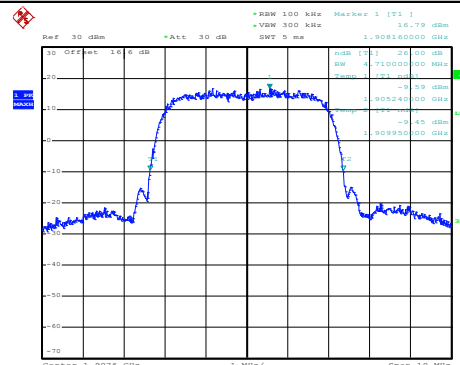
Date: 1.APR.2019 14:50:13

Highest Channel



Date: 1.APR.2019 15:25:57

Highest Channel

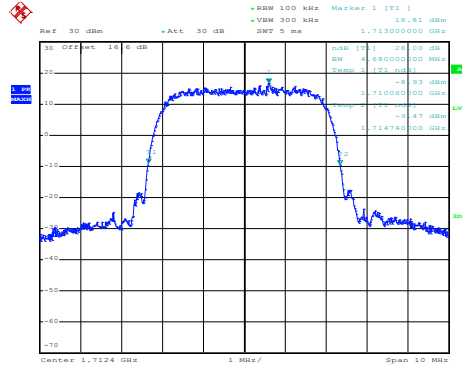


Date: 1.APR.2019 14:50:50



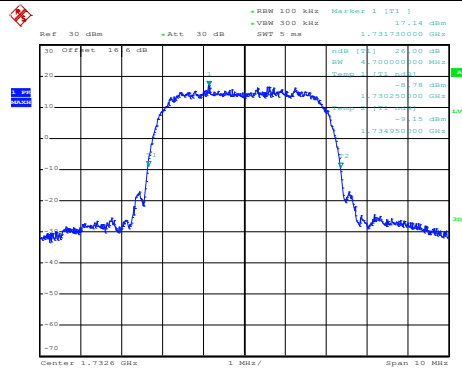
WCDMA Band IV (RMC 12.2Kbps)

Lowest Channel



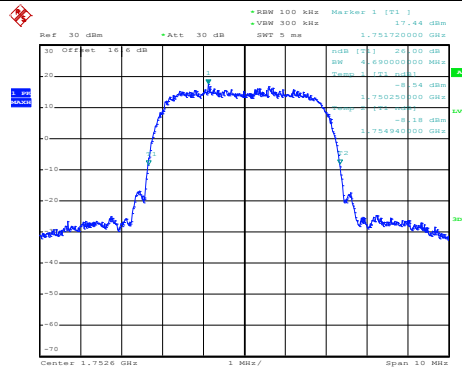
Date: 1.APR.2019 15:06:27

Middle Channel



Date: 1.APR.2019 15:07:07

Highest Channel



Date: 1.APR.2019 15:07:41



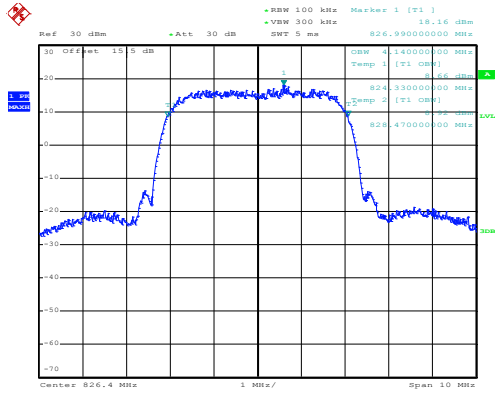
Occupied Bandwidth

Mode	WCDMA Band V	WCDMA Band II	WCDMA Band IV
Mod.	RMC 12.2Kbps	RMC 12.2Kbps	RMC 12.2Kbps
Lowest CH	4.14	4.13	4.12
Middle CH	4.15	4.13	4.13
Highest CH	4.12	4.13	4.13



WCDMA Band V (RMC 12.2Kbps)

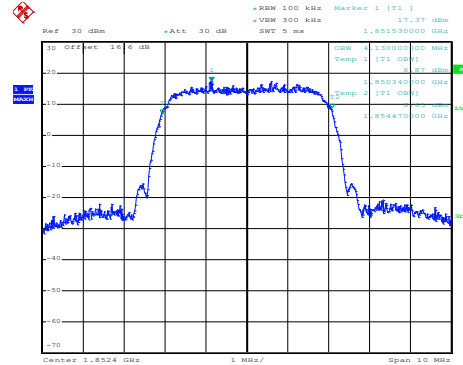
Lowest Channel



Date: 2.APR.2019 18:31:13

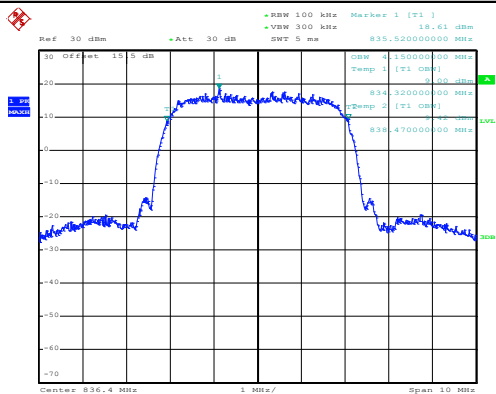
WCDMA Band II (RMC 12.2Kbps)

Lowest Channel



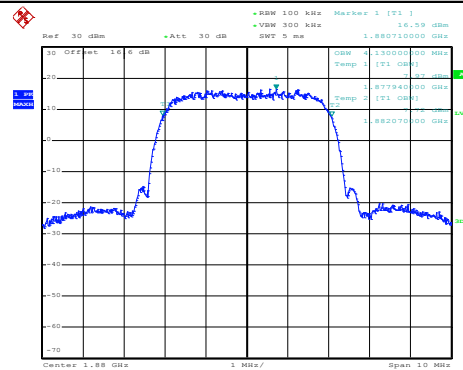
Date: 1.APR.2019 14:53:21

Middle Channel



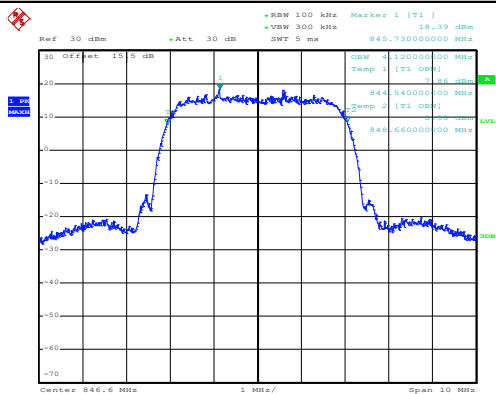
Date: 2.APR.2019 18:31:48

Middle Channel



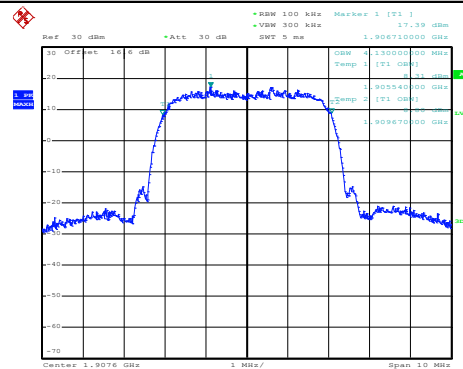
Date: 1.APR.2019 14:53:57

Highest Channel



Date: 2.APR.2019 18:32:21

Highest Channel

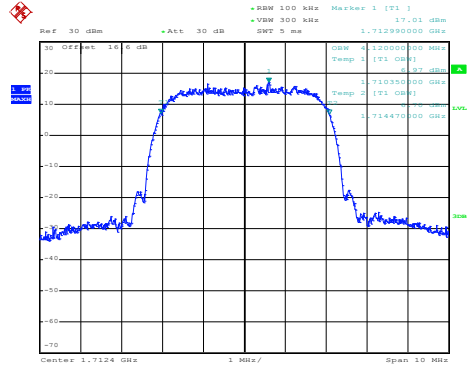


Date: 1.APR.2019 14:54:32



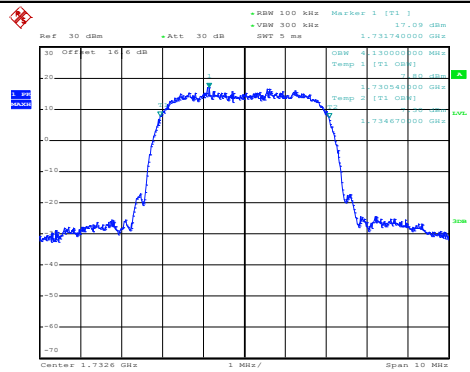
WCDMA Band IV (RMC 12.2Kbps)

Lowest Channel



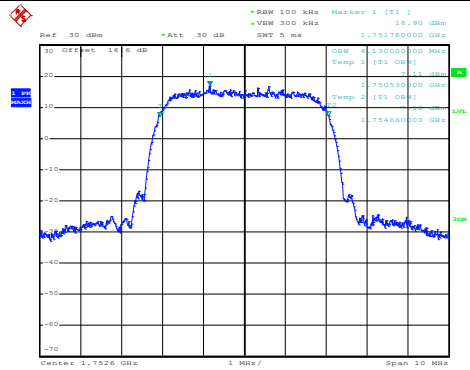
Date: 1.APR.2019 15:08:30

Middle Channel



Date: 1.APR.2019 15:09:05

Highest Channel



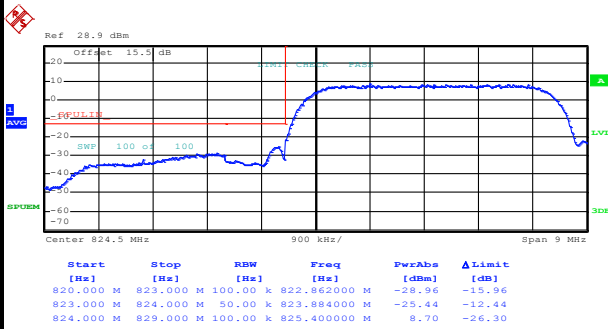
Date: 1.APR.2019 15:09:41



Conducted Band Edge

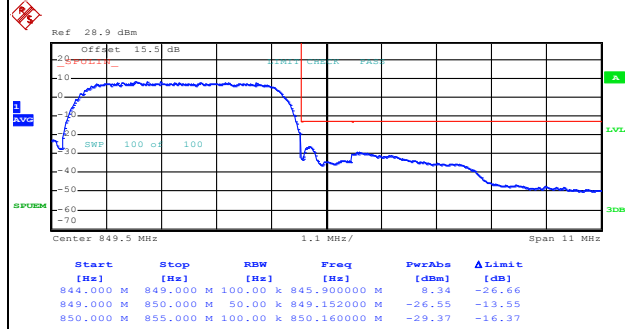
WCDMA Band V (RMC 12.2Kbps)

Lowest Band Edge



Date: 1.APR.2019 15:28:55

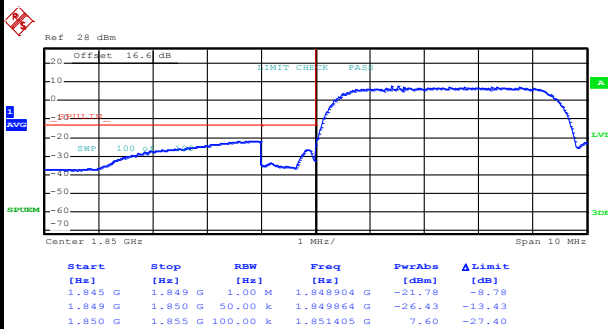
Highest Band Edge



Date: 1.APR.2019 15:31:45

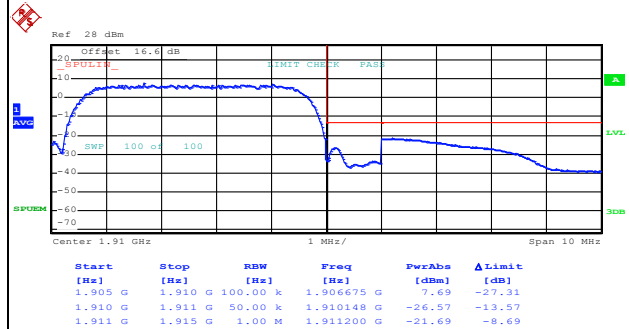
WCDMA Band II (RMC 12.2Kbps)

Lowest Band Edge



Date: 1.APR.2019 14:57:28

Highest Band Edge



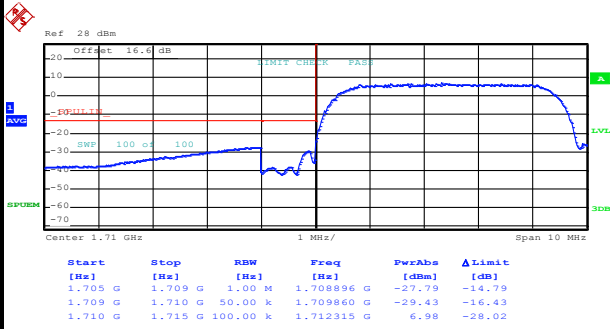
Date: 1.APR.2019 15:00:51



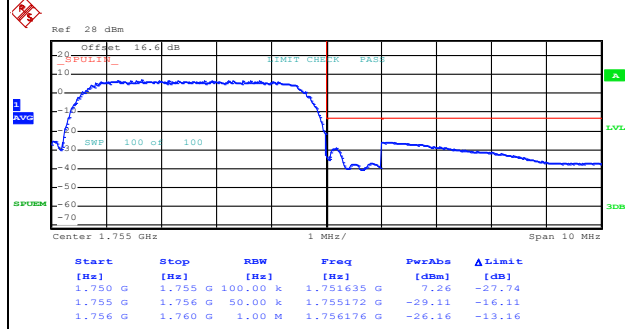
WCDMA Band IV (RMC 12.2Kbps)

Lowest Band Edge

Highest Band Edge



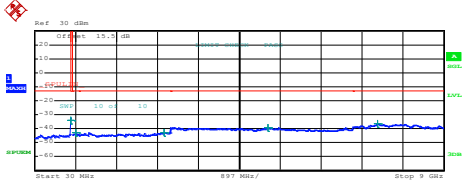
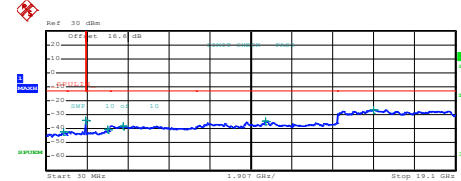
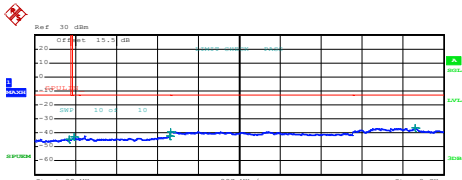
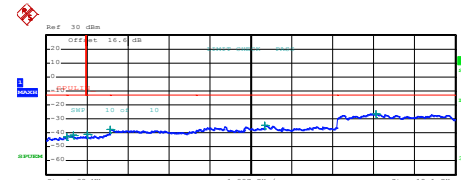
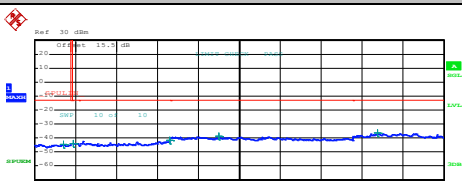
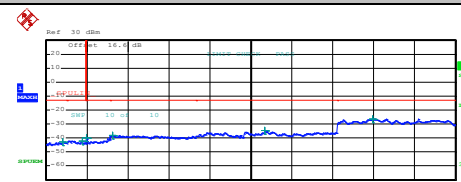
Date: 1.APR.2019 15:12:42



Date: 1.APR.2019 15:15:35



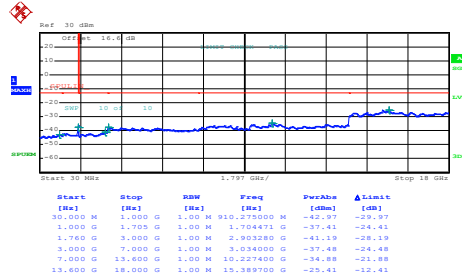
Conducted Spurious Emission

WCDMA Band V (RMC 12.2Kbps)	WCDMA Band II (RMC 12.2Kbps)																																																																														
Lowest Channel	Lowest Channel																																																																														
 <table border="1" data-bbox="239 660 654 739"> <thead> <tr> <th>Start [Hz]</th> <th>Stop [Hz]</th> <th>RBW [Hz]</th> <th>Freq [Hz]</th> <th>PwrAbs [dBm]</th> <th>ΔLimit [dB]</th> </tr> </thead> <tbody> <tr> <td>30,000 M</td> <td>820,000 M</td> <td>1,000 M</td> <td>816,800000 M</td> <td>-33.95</td> <td>-20.35</td> </tr> <tr> <td>835,000 M</td> <td>1,000 G</td> <td>1,000 M</td> <td>926,340000 M</td> <td>-42.72</td> <td>-29.72</td> </tr> <tr> <td>1,000 G</td> <td>3,000 G</td> <td>1,000 M</td> <td>2,902000 G</td> <td>-42.53</td> <td>-29.53</td> </tr> <tr> <td>3,000 G</td> <td>7,000 G</td> <td>1,000 M</td> <td>5,147000 G</td> <td>-39.05</td> <td>-26.05</td> </tr> <tr> <td>7,000 G</td> <td>9,000 G</td> <td>1,000 M</td> <td>7,549000 G</td> <td>-36.58</td> <td>-23.58</td> </tr> </tbody> </table> <p data-bbox="207 907 383 929">Date: 1.APR.2019 15:32:55</p>	Start [Hz]	Stop [Hz]	RBW [Hz]	Freq [Hz]	PwrAbs [dBm]	ΔLimit [dB]	30,000 M	820,000 M	1,000 M	816,800000 M	-33.95	-20.35	835,000 M	1,000 G	1,000 M	926,340000 M	-42.72	-29.72	1,000 G	3,000 G	1,000 M	2,902000 G	-42.53	-29.53	3,000 G	7,000 G	1,000 M	5,147000 G	-39.05	-26.05	7,000 G	9,000 G	1,000 M	7,549000 G	-36.58	-23.58	 <table border="1" data-bbox="877 660 1292 739"> <thead> <tr> <th>Start [Hz]</th> <th>Stop [Hz]</th> <th>RBW [Hz]</th> <th>Freq [Hz]</th> <th>PwrAbs [dBm]</th> <th>ΔLimit [dB]</th> </tr> </thead> <tbody> <tr> <td>30,000 M</td> <td>1,000 G</td> <td>1,000 M</td> <td>843,340000 M</td> <td>-42.08</td> <td>-29.08</td> </tr> <tr> <td>1,000 G</td> <td>3,845 G</td> <td>1,000 M</td> <td>3,843099 G</td> <td>-34.13</td> <td>-21.13</td> </tr> <tr> <td>3,845 G</td> <td>3,000 G</td> <td>1,000 M</td> <td>2,902099 G</td> <td>-40.40</td> <td>-27.40</td> </tr> <tr> <td>3,000 G</td> <td>7,000 G</td> <td>1,000 M</td> <td>3,602000 G</td> <td>-37.97</td> <td>-24.97</td> </tr> <tr> <td>7,000 G</td> <td>13,600 G</td> <td>1,000 M</td> <td>10,243990 G</td> <td>-34.72</td> <td>-21.72</td> </tr> <tr> <td>13,600 G</td> <td>19,100 G</td> <td>1,000 M</td> <td>15,285750 G</td> <td>-26.23</td> <td>-13.23</td> </tr> </tbody> </table> <p data-bbox="845 907 1021 929">Date: 1.APR.2019 15:02:03</p>	Start [Hz]	Stop [Hz]	RBW [Hz]	Freq [Hz]	PwrAbs [dBm]	ΔLimit [dB]	30,000 M	1,000 G	1,000 M	843,340000 M	-42.08	-29.08	1,000 G	3,845 G	1,000 M	3,843099 G	-34.13	-21.13	3,845 G	3,000 G	1,000 M	2,902099 G	-40.40	-27.40	3,000 G	7,000 G	1,000 M	3,602000 G	-37.97	-24.97	7,000 G	13,600 G	1,000 M	10,243990 G	-34.72	-21.72	13,600 G	19,100 G	1,000 M	15,285750 G	-26.23	-13.23
Start [Hz]	Stop [Hz]	RBW [Hz]	Freq [Hz]	PwrAbs [dBm]	ΔLimit [dB]																																																																										
30,000 M	820,000 M	1,000 M	816,800000 M	-33.95	-20.35																																																																										
835,000 M	1,000 G	1,000 M	926,340000 M	-42.72	-29.72																																																																										
1,000 G	3,000 G	1,000 M	2,902000 G	-42.53	-29.53																																																																										
3,000 G	7,000 G	1,000 M	5,147000 G	-39.05	-26.05																																																																										
7,000 G	9,000 G	1,000 M	7,549000 G	-36.58	-23.58																																																																										
Start [Hz]	Stop [Hz]	RBW [Hz]	Freq [Hz]	PwrAbs [dBm]	ΔLimit [dB]																																																																										
30,000 M	1,000 G	1,000 M	843,340000 M	-42.08	-29.08																																																																										
1,000 G	3,845 G	1,000 M	3,843099 G	-34.13	-21.13																																																																										
3,845 G	3,000 G	1,000 M	2,902099 G	-40.40	-27.40																																																																										
3,000 G	7,000 G	1,000 M	3,602000 G	-37.97	-24.97																																																																										
7,000 G	13,600 G	1,000 M	10,243990 G	-34.72	-21.72																																																																										
13,600 G	19,100 G	1,000 M	15,285750 G	-26.23	-13.23																																																																										
Middle Channel	Middle Channel																																																																														
 <table border="1" data-bbox="239 1176 654 1254"> <thead> <tr> <th>Start [Hz]</th> <th>Stop [Hz]</th> <th>RBW [Hz]</th> <th>Freq [Hz]</th> <th>PwrAbs [dBm]</th> <th>ΔLimit [dB]</th> </tr> </thead> <tbody> <tr> <td>30,000 M</td> <td>820,000 M</td> <td>1,000 M</td> <td>785,437500 M</td> <td>-44.51</td> <td>-31.51</td> </tr> <tr> <td>835,000 M</td> <td>1,000 G</td> <td>1,000 M</td> <td>892,937000 M</td> <td>-43.08</td> <td>-30.08</td> </tr> <tr> <td>1,000 G</td> <td>3,000 G</td> <td>1,000 M</td> <td>2,980000 G</td> <td>-42.06</td> <td>-29.06</td> </tr> <tr> <td>3,000 G</td> <td>7,000 G</td> <td>1,000 M</td> <td>3,007000 G</td> <td>-39.21</td> <td>-26.21</td> </tr> <tr> <td>7,000 G</td> <td>9,000 G</td> <td>1,000 M</td> <td>8,305000 G</td> <td>-36.41</td> <td>-23.41</td> </tr> </tbody> </table> <p data-bbox="207 1422 383 1444">Date: 1.APR.2019 15:33:49</p>	Start [Hz]	Stop [Hz]	RBW [Hz]	Freq [Hz]	PwrAbs [dBm]	ΔLimit [dB]	30,000 M	820,000 M	1,000 M	785,437500 M	-44.51	-31.51	835,000 M	1,000 G	1,000 M	892,937000 M	-43.08	-30.08	1,000 G	3,000 G	1,000 M	2,980000 G	-42.06	-29.06	3,000 G	7,000 G	1,000 M	3,007000 G	-39.21	-26.21	7,000 G	9,000 G	1,000 M	8,305000 G	-36.41	-23.41	 <table border="1" data-bbox="877 1176 1292 1254"> <thead> <tr> <th>Start [Hz]</th> <th>Stop [Hz]</th> <th>RBW [Hz]</th> <th>Freq [Hz]</th> <th>PwrAbs [dBm]</th> <th>ΔLimit [dB]</th> </tr> </thead> <tbody> <tr> <td>30,000 M</td> <td>1,000 G</td> <td>1,000 M</td> <td>975,992500 M</td> <td>-42.61</td> <td>-29.61</td> </tr> <tr> <td>1,000 G</td> <td>3,845 G</td> <td>1,000 M</td> <td>3,287723 G</td> <td>-41.32</td> <td>-28.32</td> </tr> <tr> <td>3,845 G</td> <td>3,000 G</td> <td>1,000 M</td> <td>3,932089 G</td> <td>-41.02</td> <td>-28.02</td> </tr> <tr> <td>3,000 G</td> <td>7,000 G</td> <td>1,000 M</td> <td>3,005000 G</td> <td>-37.63</td> <td>-24.63</td> </tr> <tr> <td>7,000 G</td> <td>13,600 G</td> <td>1,000 M</td> <td>10,227400 G</td> <td>-34.81</td> <td>-21.81</td> </tr> <tr> <td>13,600 G</td> <td>19,100 G</td> <td>1,000 M</td> <td>15,412938 G</td> <td>-26.43</td> <td>-13.43</td> </tr> </tbody> </table> <p data-bbox="845 1422 1021 1444">Date: 1.APR.2019 15:03:25</p>	Start [Hz]	Stop [Hz]	RBW [Hz]	Freq [Hz]	PwrAbs [dBm]	ΔLimit [dB]	30,000 M	1,000 G	1,000 M	975,992500 M	-42.61	-29.61	1,000 G	3,845 G	1,000 M	3,287723 G	-41.32	-28.32	3,845 G	3,000 G	1,000 M	3,932089 G	-41.02	-28.02	3,000 G	7,000 G	1,000 M	3,005000 G	-37.63	-24.63	7,000 G	13,600 G	1,000 M	10,227400 G	-34.81	-21.81	13,600 G	19,100 G	1,000 M	15,412938 G	-26.43	-13.43
Start [Hz]	Stop [Hz]	RBW [Hz]	Freq [Hz]	PwrAbs [dBm]	ΔLimit [dB]																																																																										
30,000 M	820,000 M	1,000 M	785,437500 M	-44.51	-31.51																																																																										
835,000 M	1,000 G	1,000 M	892,937000 M	-43.08	-30.08																																																																										
1,000 G	3,000 G	1,000 M	2,980000 G	-42.06	-29.06																																																																										
3,000 G	7,000 G	1,000 M	3,007000 G	-39.21	-26.21																																																																										
7,000 G	9,000 G	1,000 M	8,305000 G	-36.41	-23.41																																																																										
Start [Hz]	Stop [Hz]	RBW [Hz]	Freq [Hz]	PwrAbs [dBm]	ΔLimit [dB]																																																																										
30,000 M	1,000 G	1,000 M	975,992500 M	-42.61	-29.61																																																																										
1,000 G	3,845 G	1,000 M	3,287723 G	-41.32	-28.32																																																																										
3,845 G	3,000 G	1,000 M	3,932089 G	-41.02	-28.02																																																																										
3,000 G	7,000 G	1,000 M	3,005000 G	-37.63	-24.63																																																																										
7,000 G	13,600 G	1,000 M	10,227400 G	-34.81	-21.81																																																																										
13,600 G	19,100 G	1,000 M	15,412938 G	-26.43	-13.43																																																																										
Highest Channel	Highest Channel																																																																														
 <table border="1" data-bbox="239 1691 654 1769"> <thead> <tr> <th>Start [Hz]</th> <th>Stop [Hz]</th> <th>RBW [Hz]</th> <th>Freq [Hz]</th> <th>PwrAbs [dBm]</th> <th>ΔLimit [dB]</th> </tr> </thead> <tbody> <tr> <td>30,000 M</td> <td>820,000 M</td> <td>1,000 M</td> <td>852,530000 M</td> <td>-44.69</td> <td>-31.69</td> </tr> <tr> <td>835,000 M</td> <td>1,000 G</td> <td>1,000 M</td> <td>867,977501 M</td> <td>-43.70</td> <td>-30.70</td> </tr> <tr> <td>1,000 G</td> <td>3,000 G</td> <td>1,000 M</td> <td>2,988000 G</td> <td>-42.89</td> <td>-29.89</td> </tr> <tr> <td>3,000 G</td> <td>7,000 G</td> <td>1,000 M</td> <td>4,067000 G</td> <td>-38.94</td> <td>-25.94</td> </tr> <tr> <td>7,000 G</td> <td>9,000 G</td> <td>1,000 M</td> <td>7,539000 G</td> <td>-36.49</td> <td>-23.49</td> </tr> </tbody> </table> <p data-bbox="207 1937 383 1960">Date: 1.APR.2019 15:34:43</p>	Start [Hz]	Stop [Hz]	RBW [Hz]	Freq [Hz]	PwrAbs [dBm]	ΔLimit [dB]	30,000 M	820,000 M	1,000 M	852,530000 M	-44.69	-31.69	835,000 M	1,000 G	1,000 M	867,977501 M	-43.70	-30.70	1,000 G	3,000 G	1,000 M	2,988000 G	-42.89	-29.89	3,000 G	7,000 G	1,000 M	4,067000 G	-38.94	-25.94	7,000 G	9,000 G	1,000 M	7,539000 G	-36.49	-23.49	 <table border="1" data-bbox="877 1691 1292 1769"> <thead> <tr> <th>Start [Hz]</th> <th>Stop [Hz]</th> <th>RBW [Hz]</th> <th>Freq [Hz]</th> <th>PwrAbs [dBm]</th> <th>ΔLimit [dB]</th> </tr> </thead> <tbody> <tr> <td>30,000 M</td> <td>1,000 G</td> <td>1,000 M</td> <td>799,230000 M</td> <td>-43.06</td> <td>-30.06</td> </tr> <tr> <td>1,000 G</td> <td>3,845 G</td> <td>1,000 M</td> <td>3,694801 G</td> <td>-42.00</td> <td>-29.00</td> </tr> <tr> <td>3,845 G</td> <td>3,000 G</td> <td>1,000 M</td> <td>3,932071 G</td> <td>-40.07</td> <td>-27.07</td> </tr> <tr> <td>3,000 G</td> <td>7,000 G</td> <td>1,000 M</td> <td>3,105000 G</td> <td>-37.95</td> <td>-24.95</td> </tr> <tr> <td>7,000 G</td> <td>13,600 G</td> <td>1,000 M</td> <td>10,231525 G</td> <td>-34.64</td> <td>-21.64</td> </tr> <tr> <td>13,600 G</td> <td>19,100 G</td> <td>1,000 M</td> <td>15,235500 G</td> <td>-26.30</td> <td>-13.30</td> </tr> </tbody> </table> <p data-bbox="845 1937 1021 1960">Date: 1.APR.2019 15:04:20</p>	Start [Hz]	Stop [Hz]	RBW [Hz]	Freq [Hz]	PwrAbs [dBm]	ΔLimit [dB]	30,000 M	1,000 G	1,000 M	799,230000 M	-43.06	-30.06	1,000 G	3,845 G	1,000 M	3,694801 G	-42.00	-29.00	3,845 G	3,000 G	1,000 M	3,932071 G	-40.07	-27.07	3,000 G	7,000 G	1,000 M	3,105000 G	-37.95	-24.95	7,000 G	13,600 G	1,000 M	10,231525 G	-34.64	-21.64	13,600 G	19,100 G	1,000 M	15,235500 G	-26.30	-13.30
Start [Hz]	Stop [Hz]	RBW [Hz]	Freq [Hz]	PwrAbs [dBm]	ΔLimit [dB]																																																																										
30,000 M	820,000 M	1,000 M	852,530000 M	-44.69	-31.69																																																																										
835,000 M	1,000 G	1,000 M	867,977501 M	-43.70	-30.70																																																																										
1,000 G	3,000 G	1,000 M	2,988000 G	-42.89	-29.89																																																																										
3,000 G	7,000 G	1,000 M	4,067000 G	-38.94	-25.94																																																																										
7,000 G	9,000 G	1,000 M	7,539000 G	-36.49	-23.49																																																																										
Start [Hz]	Stop [Hz]	RBW [Hz]	Freq [Hz]	PwrAbs [dBm]	ΔLimit [dB]																																																																										
30,000 M	1,000 G	1,000 M	799,230000 M	-43.06	-30.06																																																																										
1,000 G	3,845 G	1,000 M	3,694801 G	-42.00	-29.00																																																																										
3,845 G	3,000 G	1,000 M	3,932071 G	-40.07	-27.07																																																																										
3,000 G	7,000 G	1,000 M	3,105000 G	-37.95	-24.95																																																																										
7,000 G	13,600 G	1,000 M	10,231525 G	-34.64	-21.64																																																																										
13,600 G	19,100 G	1,000 M	15,235500 G	-26.30	-13.30																																																																										



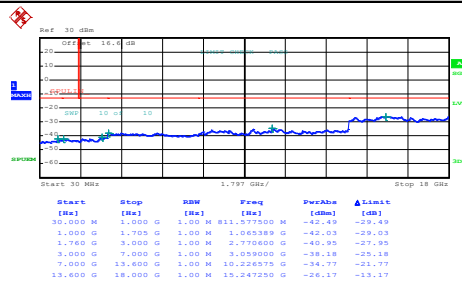
WCDMA Band IV (RMC 12.2Kbps)

Lowest Channel



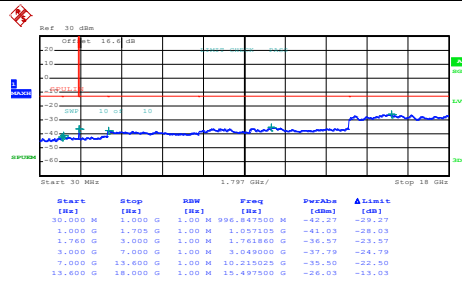
Date: 1.APR.2019 15:20:40

Middle Channel



Date: 1.APR.2019 15:21:37

Highest Channel



Date: 1.APR.2019 15:22:32



Frequency Stability

Test Conditions	Middle Channel	WCDMA Band V (RMC 12.2Kbps)	Limit 2.5ppm
Temperature (°C)	Voltage (Volt)	Deviation (ppm)	Result
50	Normal Voltage	0.0096	PASS
40	Normal Voltage	0.0084	
30	Normal Voltage	0.0024	
20(Ref.)	Normal Voltage	0.0000	
10	Normal Voltage	0.0024	
0	Normal Voltage	0.0000	
-10	Normal Voltage	0.0108	
-20	Normal Voltage	0.0120	
-30	Normal Voltage	0.0084	
20	Maximum Voltage	0.0024	
20	Normal Voltage	0.0000	
20	Battery End Point	0.0012	

Test Conditions	Middle Channel	WCDMA Band II (RMC 12.2Kbps)	Limit Note 2.
Temperature (°C)	Voltage (Volt)	Deviation (ppm)	Result
50	Normal Voltage	0.0016	PASS
40	Normal Voltage	0.0005	
30	Normal Voltage	0.0005	
20(Ref.)	Normal Voltage	0.0000	
10	Normal Voltage	0.0005	
0	Normal Voltage	0.0037	
-10	Normal Voltage	0.0021	
-20	Normal Voltage	0.0048	
-30	Normal Voltage	0.0069	
20	Maximum Voltage	0.0005	
20	Normal Voltage	0.0000	
20	Battery End Point	0.0011	



Test Conditions	Middle Channel	WCDMA Band IV (RMC 12.2Kbps)	Limit Note 2.
Temperature (°C)	Voltage (Volt)	Deviation (ppm)	Result
50	Normal Voltage	0.0040	PASS
40	Normal Voltage	0.0029	
30	Normal Voltage	0.0012	
20(Ref.)	Normal Voltage	0.0000	
10	Normal Voltage	0.0000	
0	Normal Voltage	0.0023	
-10	Normal Voltage	0.0006	
-20	Normal Voltage	0.0029	
-30	Normal Voltage	0.0052	
20	Maximum Voltage	0.0000	
20	Normal Voltage	0.0000	
20	Battery End Point	0.0012	

Note:

1. Normal Voltage = 4.0V. ; Battery End Point (BEP) = 3.8 V. ; Maximum Voltage =4.2 V
2. The frequency fundamental emissions stay within the authorized frequency block.



Appendix B. Test Results of ERP/EIRP and Radiated Test

ERP/EIRP

Channel	Mode	Conducted		ERP	
		Power (dBm)	Power (Watts)	ERP(dBm)	ERP(W)
Lowest	GSM850 GPRS class 8 (GT - LC = 2 dB)	32.67	1.8493	32.52	1.7865
Middle		32.73	1.8750	32.58	1.8113
Highest		32.75	1.8836	32.60	1.8197
Lowest	GSM850 EDGE class 8 (GT - LC = 2 dB)	26.36	0.4325	26.21	0.4178
Middle		26.50	0.4467	26.35	0.4315
Highest		26.51	0.4477	26.36	0.4325
Lowest	WCDMA Band V RMC 12.2Kbps (GT - LC = 2 dB)	23.67	0.2328	23.52	0.2249
Middle		23.52	0.2249	23.37	0.2173
Highest		23.51	0.2244	23.36	0.2168
Limit	ERP < 7W	Result		PASS	

Channel	Mode	Conducted		EIRP	
		Power (dBm)	Power (Watts)	EIRP(dBm)	EIRP(W)
Lowest	GSM1900 GPRS class 8 (GT - LC = 3 dB)	28.40	0.6918	31.40	1.3804
Middle		28.19	0.6592	31.19	1.3152
Highest		28.60	0.7244	31.60	1.4454
Lowest	GSM1900 EDGE class 8 (GT - LC = 3 dB)	24.58	0.2871	27.58	0.5728
Middle		24.62	0.2897	27.62	0.5781
Highest		24.38	0.2742	27.38	0.5470
Lowest	WCDMA Band II RMC 12.2Kbps (GT - LC = 3 dB)	23.17	0.2075	26.17	0.4140
Middle		22.72	0.1871	25.72	0.3733
Highest		22.84	0.1923	25.84	0.3837
Limit	EIRP < 2W	Result		PASS	

Channel	Mode	Conducted		EIRP	
		Power (dBm)	Power (Watts)	EIRP(dBm)	EIRP(W)
Lowest	WCDMA Band IV RMC 12.2Kbps (GT - LC = 3 dB)	22.97	0.1982	25.97	0.3954
Middle		23.13	0.2056	26.13	0.4102
Highest		23.19	0.2084	26.19	0.4159
Limit	EIRP < 1W	Result		PASS	



Radiated Spurious Emission

GPRS 850

Mode 1_GPRS 850									
Channel	Frequency (MHz)	ERP (dBm)	Limit (dBm)	Over Limit (dB)	SPA Reading (dBm)	S.G. Power (dBm)	TX Cable loss (dB)	TX Antenna Gain (dBi)	Polarization (H/V)
Lowest	1648	-43.20	-13	-30.20	-53.3	-48.79	0.92	8.66	H
	2472	-56.00	-13	-43.00	-70.32	-63.37	1.14	10.66	H
	3296	-55.64	-13	-42.64	-71.31	-64.18	1.32	12.01	H
									H
									H
									H
									H
	1648	-41.68	-13	-28.68	-51.24	-47.27	0.92	8.66	V
	2472	-55.68	-13	-42.68	-70.18	-63.05	1.14	10.66	V
	3296	-54.70	-13	-41.70	-70.83	-63.24	1.32	12.01	V
									V
									V
									V
									V



Middle	1672	-42.52	-13	-29.52	-52.7	-48.20	0.93	8.75	H
	2512	-56.71	-13	-43.71	-71	-64.12	1.15	10.71	H
	3344	-55.67	-13	-42.67	-71.21	-64.31	1.33	12.13	H
									H
									H
									H
									H
	1672	-42.95	-13	-29.95	-52.47	-48.63	0.93	8.75	V
	2512	-56.16	-13	-43.16	-70.63	-63.57	1.15	10.71	V
	3344	-55.03	-13	-42.03	-71.02	-63.67	1.33	12.13	V
									V
									V
									V
									V
Highest	1696	-38.49	-13	-25.49	-48.74	-44.25	0.94	8.84	H
	2544	-56.84	-13	-43.84	-71.11	-64.28	1.16	10.75	H
	3392	-55.88	-13	-42.88	-71.29	-64.63	1.34	12.24	H
									H
									H
									H
									H
	1696	-44.40	-13	-31.40	-53.91	-50.16	0.94	8.84	V
	2544	-56.61	-13	-43.61	-70.97	-64.05	1.16	10.75	V
	3392	-55.47	-13	-42.47	-71.31	-64.22	1.34	12.24	V
									V
									V
									V
									V

Remark: Spurious emissions within 30-1000MHz were found more than 20dB below limit line.



EDGE 850

Mode 2_EDGE 850									
Channel	Frequency (MHz)	ERP (dBm)	Limit (dBm)	Over Limit (dB)	SPA Reading (dBm)	S.G. Power (dBm)	TX Cable loss (dB)	TX Antenna Gain (dBi)	Polarization (H/V)
Lowest	1648	-53.53	-13	-40.53	-63.63	-59.12	0.92	8.66	H
	2472	-57.58	-13	-44.58	-71.9	-64.95	1.14	10.66	H
	3296	-55.98	-13	-42.98	-71.65	-64.52	1.32	12.01	H
									H
									H
									H
									H
	1648	-53.99	-13	-40.99	-63.55	-59.58	0.92	8.66	V
	2472	-57.29	-13	-44.29	-71.79	-64.66	1.14	10.66	V
	3296	-55.26	-13	-42.26	-71.39	-63.80	1.32	12.01	V
									V
									V
									V
									V
Middle	1672	-50.51	-13	-37.51	-60.69	-56.19	0.93	8.75	H
	2512	-57.24	-13	-44.24	-71.53	-64.65	1.15	10.71	H
	3344	-56.33	-13	-43.33	-71.87	-64.97	1.33	12.13	H
									H
									H
									H
									H
	1672	-54.85	-13	-41.85	-64.37	-60.53	0.93	8.75	V
	2512	-56.62	-13	-43.62	-71.09	-64.03	1.15	10.71	V
	3344	-55.85	-13	-42.85	-71.84	-64.49	1.33	12.13	V
									V
									V
									V
									V



Highest	1696	-46.53	-13	-33.53	-56.78	-52.29	0.94	8.84	H
	2546	-56.85	-13	-43.85	-71.12	-64.29	1.16	10.76	H
	3392	-56.18	-13	-43.18	-71.59	-64.93	1.34	12.24	H
									H
									H
									H
									H
	1696	-50.79	-13	-37.79	-60.3	-56.55	0.94	8.84	V
	2546	-56.55	-13	-43.55	-70.91	-63.99	1.16	10.76	V
	3392	-55.35	-13	-42.35	-71.19	-64.10	1.34	12.24	V
									V
									V
									V
									V

Remark: Spurious emissions within 30-1000MHz were found more than 20dB below limit line.



WCDMA 850

Mode 3_WCDMA 850									
Channel	Frequency (MHz)	ERP (dBm)	Limit (dBm)	Over Limit (dB)	SPA Reading (dBm)	S.G. Power (dBm)	TX Cable loss (dB)	TX Antenna Gain (dBi)	Polarization (H/V)
Lowest	1648	-61.05	-13	-48.05	-71.15	-66.64	0.92	8.66	H
	2480	-57.48	-13	-44.48	-71.79	-64.86	1.15	10.67	H
	3304	-55.95	-13	-42.95	-71.57	-64.50	1.32	12.03	H
									H
									H
									H
									H
	1648	-61.82	-13	-48.82	-71.38	-67.41	0.92	8.66	V
	2480	-57.34	-13	-44.34	-71.83	-64.72	1.15	10.67	V
	3304	-55.60	-13	-42.60	-71.69	-64.15	1.32	12.03	V
									V
									V
									V
									V
Middle	1672	-61.02	-13	-48.02	-71.2	-66.70	0.93	8.75	H
	2512	-56.83	-13	-43.83	-71.12	-64.24	1.15	10.71	H
	3344	-56.01	-13	-43.01	-71.55	-64.65	1.33	12.13	H
									H
									H
									H
									H
	1672	-60.78	-13	-47.78	-70.3	-66.46	0.93	8.75	V
	2512	-57.16	-13	-44.16	-71.63	-64.57	1.15	10.71	V
	3344	-55.71	-13	-42.71	-71.7	-64.35	1.33	12.13	V
									V
									V
									V
									V



Highest	1696	-61.21	-13	-48.21	-71.46	-66.97	0.94	8.84	H
	2536	-57.26	-13	-44.26	-71.54	-64.69	1.16	10.74	H
	3384	-56.52	-13	-43.52	-71.97	-65.25	1.34	12.22	H
									H
									H
									H
									H
	1696	-62.33	-13	-49.33	-71.84	-68.09	0.94	8.84	V
	2536	-57.28	-13	-44.28	-71.69	-64.71	1.16	10.74	V
	3384	-56.26	-13	-43.26	-72.15	-64.99	1.34	12.22	V
									V
									V
									V
									V

Remark: Spurious emissions within 30-1000MHz were found more than 20dB below limit line.



GPRS 1900

Mode 1_GPRS 1900									
Channel	Frequency (MHz)	EIRP (dBm)	Limit (dBm)	Over Limit (dB)	SPA Reading (dBm)	S.G. Power (dBm)	TX Cable loss (dB)	TX Antenna Gain (dBi)	Polarization (H/V)
Lowest	3700	-72.87	-13	-59.87	-66.29	-84.08	1.41	12.62	H
	5550	-68.16	-13	-55.16	-67.91	-79.72	1.74	13.30	H
	7400	-65.92	-13	-52.92	-70.58	-75.24	1.94	11.26	H
									H
									H
									H
									H
	3700	-72.26	-13	-59.26	-65.82	-83.47	1.41	12.62	V
	5550	-68.65	-13	-55.65	-67.92	-80.21	1.74	13.30	V
	7400	-66.14	-13	-53.14	-70.64	-75.46	1.94	11.26	V
									V
									V
									V
									V
Middle	3763	-72.51	-13	-59.51	-66.32	-83.74	1.43	12.66	H
	5640	-68.27	-13	-55.27	-68.08	-79.84	1.73	13.30	H
	7522	-66.68	-13	-53.68	-70.94	-75.79	1.99	11.10	H
									H
									H
									H
									H
	3763	-72.44	-13	-59.44	-66.47	-83.67	1.43	12.66	V
	5640	-68.81	-13	-55.81	-68.22	-80.38	1.73	13.30	V
	7522	-66.47	-13	-53.47	-70.69	-75.58	1.99	11.10	V
									V
									V
									V
									V



Highest	3819	-72.49	-13	-59.49	-66.58	-83.74	1.44	12.69	H
	5729	-67.60	-13	-54.60	-67.87	-79.17	1.73	13.30	H
	7641	-67.45	-13	-54.45	-71.28	-76.57	2.01	11.13	H
									H
									H
									H
									H
	3819	-72.73	-13	-59.73	-67.06	-83.98	1.44	12.69	V
	5729	-68.37	-13	-55.37	-68	-79.94	1.73	13.30	V
	7641	-67.26	-13	-54.26	-70.97	-76.38	2.01	11.13	V
									V
									V
									V
									V

Remark: Spurious emissions within 30-1000MHz were found more than 20dB below limit line.



EDGE 1900

Mode 2_EDGE 1900									
Channel	Frequency (MHz)	EIRP (dBm)	Limit (dBm)	Over Limit (dB)	SPA Reading (dBm)	S.G. Power (dBm)	TX Cable loss (dB)	TX Antenna Gain (dBi)	Polarization (H/V)
Lowest	3700	-73.01	-13	-60.01	-66.43	-84.22	1.41	12.62	H
	5548	-68.07	-13	-55.07	-67.82	-79.63	1.74	13.30	H
	7400	-66.16	-13	-53.16	-70.75	-75.48	1.94	11.26	H
									H
									H
									H
									H
	3700	-73.08	-13	-60.08	-66.64	-84.29	1.41	12.62	V
	5548	-68.72	-13	-55.72	-67.99	-80.28	1.74	13.30	V
	7400	-66.03	-13	-53.03	-70.53	-75.35	1.94	11.26	V
									V
									V
									V
									V
Middle	3763	-72.56	-13	-59.56	-66.37	-83.79	1.43	12.66	H
	5640	-67.98	-13	-54.98	-67.79	-79.55	1.73	13.30	H
	7522	-66.87	-13	-53.87	-71.13	-75.98	1.99	11.10	H
									H
									H
									H
									H
	3763	-72.95	-13	-59.95	-66.98	-84.18	1.43	12.66	V
	5640	-68.62	-13	-55.62	-68.03	-80.19	1.73	13.30	V
	7522	-66.90	-13	-53.90	-71.12	-76.01	1.99	11.10	V
									V
									V
									V
									V
								V	



Highest	3819	-72.58	-13	-59.58	-66.67	-83.83	1.44	12.69	H
	5729	-67.73	-13	-54.73	-68	-79.30	1.73	13.30	H
	7639	-67.58	-13	-54.58	-71.42	-76.70	2.01	11.13	H
									H
									H
									H
									H
	3819	-72.69	-13	-59.69	-67.02	-83.94	1.44	12.69	V
	5729	-68.22	-13	-55.22	-67.85	-79.79	1.73	13.30	V
	7639	-67.47	-13	-54.47	-71.18	-76.59	2.01	11.13	V
									V
									V
									V
									V

Remark: Spurious emissions within 30-1000MHz were found more than 20dB below limit line.



WCDMA 1900

Mode 3_WCDMA 1900									
Channel	Frequency (MHz)	EIRP (dBm)	Limit (dBm)	Over Limit (dB)	SPA Reading (dBm)	S.G. Power (dBm)	TX Cable loss (dB)	TX Antenna Gain (dBi)	Polarization (H/V)
Lowest	3707	-72.59	-13	-59.59	-66.03	-83.80	1.41	12.62	H
	5555	-68.33	-13	-55.33	-68.08	-79.89	1.74	13.30	H
	7410	-66.18	-13	-53.18	-70.79	-75.48	1.94	11.24	H
									H
									H
									H
									H
	3707	-72.81	-13	-59.81	-66.39	-84.02	1.41	12.62	V
	5555	-68.60	-13	-55.60	-67.87	-80.16	1.74	13.30	V
	7410	-65.92	-13	-52.92	-70.39	-75.22	1.94	11.24	V
									V
									V
									V
									V
Middle	3756	-70.55	-13	-57.55	-64.28	-81.78	1.43	12.65	H
	5640	-68.01	-13	-55.01	-67.82	-79.58	1.73	13.30	H
	7520	-65.98	-13	-52.98	-70.24	-75.09	1.99	11.10	H
									H
									H
									H
									H
	3756	-71.33	-13	-58.33	-65.26	-82.56	1.43	12.65	V
	5640	-68.49	-13	-55.49	-67.9	-80.06	1.73	13.30	V
	7520	-66.90	-13	-53.90	-71.12	-76.01	1.99	11.10	V
									V
									V
									V
									V



Highest	3812	-61.79	-13	-48.79	-55.82	-73.04	1.44	12.69	H
	5723	-67.88	-13	-54.88	-68.14	-79.45	1.73	13.30	H
	7630	-66.74	-13	-53.74	-70.58	-75.86	2.01	11.13	H
									H
									H
									H
									H
	3812	-62.52	-13	-49.52	-56.82	-73.77	1.44	12.69	V
	5723	-68.38	-13	-55.38	-68	-79.95	1.73	13.30	V
	7630	-67.03	-13	-54.03	-70.78	-76.15	2.01	11.13	V
									V
									V
									V
									V

Remark: Spurious emissions within 30-1000MHz were found more than 20dB below limit line.



WCDMA 1700

Mode 1_WCDMA 1700									
Channel	Frequency (MHz)	EIRP (dBm)	Limit (dBm)	Over Limit (dB)	SPA Reading (dBm)	S.G. Power (dBm)	TX Cable loss (dB)	TX Antenna Gain (dBi)	Polarization (H/V)
Lowest	3427	-69.73	-13	-56.73	-60.91	-80.71	1.35	12.32	H
	5135	-69.49	-13	-56.49	-68.11	-80.63	1.65	12.79	H
	6850	-67.70	-13	-54.70	-70.23	-78.07	1.74	12.11	H
									H
									H
									H
									H
	3427	-68.87	-13	-55.87	-60.46	-79.85	1.35	12.32	V
	5135	-69.34	-13	-56.34	-67.71	-80.48	1.65	12.79	V
	6850	-68.11	-13	-55.11	-70.23	-78.48	1.74	12.11	V
									V
									V
									V
									V
Middle	3462	-67.67	-13	-54.67	-59.2	-78.73	1.35	12.41	H
	5197	-69.69	-13	-56.69	-68.3	-80.90	1.66	12.88	H
	6927	-66.41	-13	-53.41	-69.43	-76.68	1.73	12.00	H
									H
									H
									H
									H
	3462	-64.77	-13	-51.77	-56.68	-75.83	1.35	12.41	V
	5197	-69.48	-13	-56.48	-67.93	-80.69	1.66	12.88	V
	6927	-66.75	-13	-53.75	-69.31	-77.02	1.73	12.00	V
									V
									V
									V
									V



Highest	3504	-69.41	-13	-56.41	-61.29	-80.55	1.36	12.50	H
	5257	-69.04	-13	-56.04	-67.8	-80.32	1.68	12.96	H
	7010	-67.77	-13	-54.77	-71.25	-77.93	1.73	11.88	H
									H
									H
									H
									H
	3504	-64.45	-13	-51.45	-56.69	-75.59	1.36	12.50	V
	5257	-69.44	-13	-56.44	-67.97	-80.72	1.68	12.96	V
	7010	-68.08	-13	-55.08	-71.08	-78.24	1.73	11.88	V
									V
									V
									V
									V

Remark: Spurious emissions within 30-1000MHz were found more than 20dB below limit line.