



## PHOTOGRAPHS OF THE TEST CONFIGURATION

Z-plane



Radiated Emission Test above 1GHz





**Y-plane**  
Radiated Emission Test above 1GHz



**Z-plane**  
Radiated Emission Test below 1GHz



Y-plane  
Radiated Emission Test below 1GHz



### Conducted Emission Test



### DFS

Set UUT as Client without radar detection mode (Radar injected into Master)

