




Appendix B: Test Setup Photos



Liquid depth in the Flat of SAM2 phantom



Liquid depth in the Flat of SAM1 phantom



Front side of Head(10mm)



Back side of Head(10mm)




Top side of Head(10mm)



Left side of Head(10mm)

Appendix B: Test Setup Photos



Front side of Body(10mm)



Back side of Body(10mm)



Top side of Body(10mm)



Left side of Body(10mm)



Left side of Body(0mm)