



17 Appendix G - Test Setup Photos


17.1 EUT Back Side Touch to the Flat Phantom




17.2 EUT Bottom Side Touch to the Flat Phantom



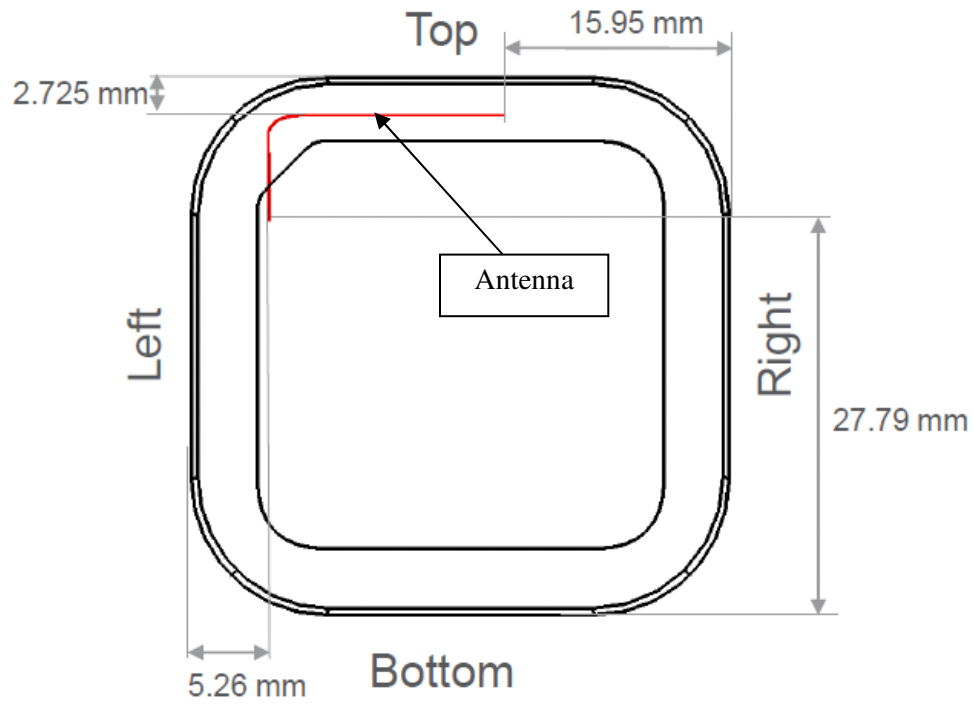
17.3 EUT Right Side 19mm to the Flat Phantom



17.4 EUT Left Side 19mm to the Flat Phantom



17.5 EUT Antenna Location-Seen From Front



17.6 EUT Antenna Location-Seen From Right Side

