

Test Photographs




Figure 1: § 15.207(a) Conducted Emissions Limits, Test Setup Front View



Figure 2: § 15.207(a) Conducted Emissions Limits, Test Setup Rear View



Figure 3: § 15.207(a) Conducted Emissions Limits, Test Setup LISN View



Figure 4: § 15.209 Radiated Spurious Emissions, 30-1000 MHz, Test Setup Front View




Figure 5: § 15.209 Radiated Spurious Emissions, 30-1000 MHz, Test Setup Rear View




Figure 6: § 15.209 Radiated Spurious Emissions, 30-1000 MHz, Test Setup Antenna View




Figure 7: § 15.209 Radiated Spurious Emissions, 1-18 GHz, Test Setup Front View




Figure 8: § 15.209 Radiated Spurious Emissions, 1-18 GHz, Test Setup Rear View




Figure 9: § 15.209 Radiated Spurious Emissions, 1-18 GHz, Test Setup Antenna View




Figure 10: § 15.209 Radiated Spurious Emissions, 18-25 GHz, Test Setup Front View




Figure 11: § 15.209 Radiated Spurious Emissions, 1-18 GHz, Test Setup Rear View




Figure 12: § 15.209 Radiated Spurious Emissions, 1-18 GHz, Test Setup Antenna View