



**Radiated Emissions Frequency: 30MHz to 1000MHz**




**Radiated Emissions Frequency: Above 1000 MHz**



**Conducted Emission 0.15~30MHz**



**RF setup in normal condition**



**RF setup in extreme condition**

