

Test Plot 1#: GSM 850_Head Left Cheek_Middle**DUT: LTE Mobile Phone; Type: M4 B1; Serial: 17120500621**

Communication System: Generic GSM; Frequency: 836.6 MHz; Duty Cycle: 1:8
Medium parameters used: $f = 836.6$ MHz; $\sigma = 0.882$ S/m; $\epsilon_r = 42.366$; $\rho = 1000$ kg/m³ ;
Phantom section: Left Section

DASY5 Configuration:

- Probe: EX3DV4 - SN7441; ConvF(9.98, 9.98, 9.98); Calibrated: 2017/11/2;
- Sensor-Surface: 1.4mm (Mechanical Surface Detection)
- Electronics: DAE4 Sn1459; Calibrated: 2017/9/15
- Phantom: SAM (30deg probe tilt) with CRP v5.0_20150321; Type: QD000P40CD; Serial: TP:1874
- Measurement SW: DASY52, Version 52.8 (8);

Area Scan (71x111x1): Interpolated grid: dx=1.500 mm, dy=1.500 mm

Maximum value of SAR (interpolated) = 0.236 W/kg


Zoom Scan (5x5x7)/Cube 0: Measurement grid: dx=8mm, dy=8mm, dz=5mm

Reference Value = 5.022 V/m; Power Drift = -0.15 dB

Peak SAR (extrapolated) = 0.284 W/kg

SAR(1 g) = 0.229 W/kg; SAR(10 g) = 0.177 W/kg

Maximum value of SAR (measured) = 0.240 W/kg



Test Plot 2#: GSM 850_Head Left Tilt_Middle**DUT: LTE Mobile Phone; Type: M4 B1; Serial: 17120500621**

Communication System: Generic GSM; Frequency: 836.6 MHz; Duty Cycle: 1:8
Medium parameters used: $f = 836.6$ MHz; $\sigma = 0.882$ S/m; $\epsilon_r = 42.366$; $\rho = 1000$ kg/m³ ;
Phantom section: Left Section

DASY5 Configuration:

- Probe: EX3DV4 - SN7441; ConvF(9.98, 9.98, 9.98); Calibrated: 2017/11/2;
- Sensor-Surface: 1.4mm (Mechanical Surface Detection)
- Electronics: DAE4 Sn1459; Calibrated: 2017/9/15
- Phantom: SAM (30deg probe tilt) with CRP v5.0_20150321; Type: QD000P40CD; Serial: TP:1874
- Measurement SW: DASY52, Version 52.8 (8);

Area Scan (71x111x1): Interpolated grid: dx=1.500 mm, dy=1.500 mm

Maximum value of SAR (interpolated) = 0.150 W/kg


Zoom Scan (5x5x7)/Cube 0: Measurement grid: dx=8mm, dy=8mm, dz=5mm

Reference Value = 7.455 V/m; Power Drift = 0.08 dB

Peak SAR (extrapolated) = 0.176 W/kg

SAR(1 g) = 0.145 W/kg; SAR(10 g) = 0.112 W/kg

Maximum value of SAR (measured) = 0.152 W/kg



0 dB = 0.152 W/kg = -8.18 dBW/kg

Test Plot 3#: GSM 850_Head Right Cheek_Middle**DUT: LTE Mobile Phone; Type: M4 B1; Serial: 17120500621**

Communication System: Generic GSM; Frequency: 836.6 MHz; Duty Cycle: 1:8
Medium parameters used: $f = 836.6$ MHz; $\sigma = 0.882$ S/m; $\epsilon_r = 42.366$; $\rho = 1000$ kg/m³ ;
Phantom section: Right Section

DASY5 Configuration:

- Probe: EX3DV4 - SN7441; ConvF(9.98, 9.98, 9.98); Calibrated: 2017/11/2;
- Sensor-Surface: 1.4mm (Mechanical Surface Detection)
- Electronics: DAE4 Sn1459; Calibrated: 2017/9/15
- Phantom: SAM (30deg probe tilt) with CRP v5.0_20150321; Type: QD000P40CD; Serial: TP:1874
- Measurement SW: DASY52, Version 52.8 (8);

Area Scan (71x111x1): Interpolated grid: dx=1.500 mm, dy=1.500 mm

Maximum value of SAR (interpolated) = 0.217 W/kg


Zoom Scan (5x5x7)/Cube 0: Measurement grid: dx=8mm, dy=8mm, dz=5mm

Reference Value = 4.837 V/m; Power Drift = 0.07 dB

Peak SAR (extrapolated) = 0.250 W/kg

SAR(1 g) = 0.205 W/kg; SAR(10 g) = 0.158 W/kg

Maximum value of SAR (measured) = 0.212 W/kg



0 dB = 0.212 W/kg = -6.74 dBW/kg

Test Plot 4#: GSM 850_Head Right Tilt_Middle**DUT: LTE Mobile Phone; Type: M4 B1; Serial: 17120500621**

Communication System: Generic GSM; Frequency: 836.6 MHz; Duty Cycle: 1:8
Medium parameters used: $f = 836.6$ MHz; $\sigma = 0.882$ S/m; $\epsilon_r = 42.366$; $\rho = 1000$ kg/m³ ;
Phantom section: Right Section

DASY5 Configuration:

- Probe: EX3DV4 - SN7441; ConvF(9.98, 9.98, 9.98); Calibrated: 2017/11/2;
- Sensor-Surface: 1.4mm (Mechanical Surface Detection)
- Electronics: DAE4 Sn1459; Calibrated: 2017/9/15
- Phantom: SAM (30deg probe tilt) with CRP v5.0_20150321; Type: QD000P40CD; Serial: TP:1874
- Measurement SW: DASY52, Version 52.8 (8);

Area Scan (71x111x1): Interpolated grid: dx=1.500 mm, dy=1.500 mm

Maximum value of SAR (interpolated) = 0.144 W/kg


Zoom Scan (6x6x7)/Cube 0: Measurement grid: dx=8mm, dy=8mm, dz=5mm

Reference Value = 5.469 V/m; Power Drift = -0.01 dB

Peak SAR (extrapolated) = 0.223 W/kg

SAR(1 g) = 0.150 W/kg; SAR(10 g) = 0.106 W/kg

Maximum value of SAR (measured) = 0.179 W/kg



Test Plot 5#: GSM 850_Body Worn Back_Middle**DUT: LTE Mobile Phone; Type: M4 B1; Serial: 17120500621**

Communication System: Generic GSM; Frequency: 836.6 MHz; Duty Cycle: 1:8

Medium parameters used: $f = 836.6$ MHz; $\sigma = 0.968$ S/m; $\epsilon_r = 56.174$; $\rho = 1000$ kg/m³ ;

Phantom section: Flat Section

DASY5 Configuration:

- Probe: EX3DV4 - SN7441; ConvF(9.95, 9.95, 9.95); Calibrated: 2017/11/2;
- Sensor-Surface: 1.4mm (Mechanical Surface Detection)
- Electronics: DAE4 Sn1459; Calibrated: 2017/9/15
- Phantom: SAM (30deg probe tilt) with CRP v5.0_20150321; Type: QD000P40CD; Serial: TP:1874
- Measurement SW: DASY52, Version 52.8 (8);

Area Scan (71x111x1): Interpolated grid: dx=1.500 mm, dy=1.500 mm

Maximum value of SAR (interpolated) = 0.449 W/kg

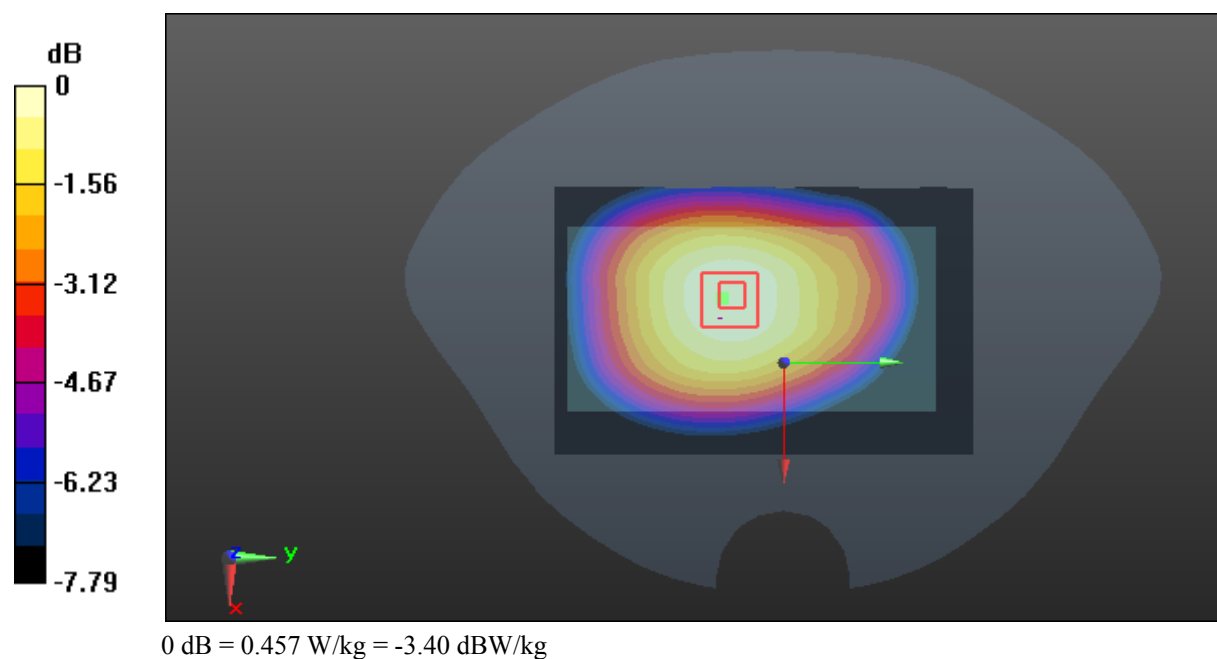
Zoom Scan (5x5x7)/Cube 0: Measurement grid: dx=8mm, dy=8mm, dz=5mm

Reference Value = 20.31 V/m; Power Drift = 0.06 dB

Peak SAR (extrapolated) = 0.545 W/kg

SAR(1 g) = 0.437 W/kg; SAR(10 g) = 0.337 W/kg

Maximum value of SAR (measured) = 0.457 W/kg



Test Plot 6#: GSM 850_Body Back_Middle**DUT: LTE Mobile Phone; Type: M4 B1; Serial: 17120500621**

Communication System: Generic GPRS-3 slots; Frequency: 836.6 MHz; Duty Cycle: 1:2.66
Medium parameters used: $f = 836.6$ MHz; $\sigma = 0.968$ S/m; $\epsilon_r = 56.174$; $\rho = 1000$ kg/m³ ;
Phantom section: Flat Section

DASY5 Configuration:

- Probe: EX3DV4 - SN7441; ConvF(9.95, 9.95, 9.95); Calibrated: 2017/11/2;
- Sensor-Surface: 1.4mm (Mechanical Surface Detection)
- Electronics: DAE4 Sn1459; Calibrated: 2017/9/15
- Phantom: SAM (30deg probe tilt) with CRP v5.0_20150321; Type: QD000P40CD; Serial: TP:1874
- Measurement SW: DASY52, Version 52.8 (8);

Area Scan (71x111x1): Interpolated grid: dx=1.500 mm, dy=1.500 mm

Maximum value of SAR (interpolated) = 0.607 W/kg

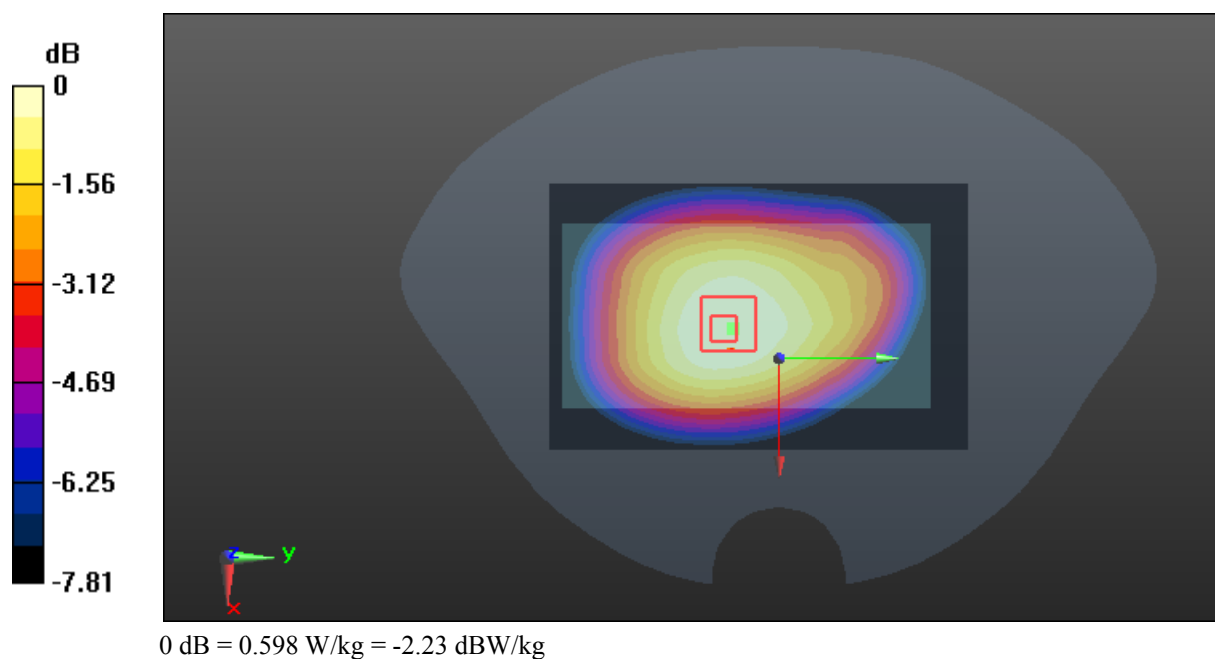
Zoom Scan (5x5x7)/Cube 0: Measurement grid: dx=8mm, dy=8mm, dz=5mm

Reference Value = 23.95 V/m; Power Drift = 0.02 dB

Peak SAR (extrapolated) = 0.714 W/kg

SAR(1 g) = 0.574 W/kg; SAR(10 g) = 0.444 W/kg

Maximum value of SAR (measured) = 0.598 W/kg



Test Plot 7#: GSM 850_Body Left_Middle**DUT: LTE Mobile Phone; Type: M4 B1; Serial: 17120500621**

Communication System: Generic GPRS-3 slots; Frequency: 836.6 MHz; Duty Cycle: 1:2.66
Medium parameters used: $f = 836.6$ MHz; $\sigma = 0.968$ S/m; $\epsilon_r = 56.174$; $\rho = 1000$ kg/m³ ;
Phantom section: Flat Section

DASY5 Configuration:

- Probe: EX3DV4 - SN7441; ConvF(9.95, 9.95, 9.95); Calibrated: 2017/11/2;
- Sensor-Surface: 1.4mm (Mechanical Surface Detection)
- Electronics: DAE4 Sn1459; Calibrated: 2017/9/15
- Phantom: SAM (30deg probe tilt) with CRP v5.0_20150321; Type: QD000P40CD; Serial: TP:1874
- Measurement SW: DASY52, Version 52.8 (8);

Area Scan (51x111x1): Interpolated grid: dx=1.500 mm, dy=1.500 mm

Maximum value of SAR (interpolated) = 0.469 W/kg

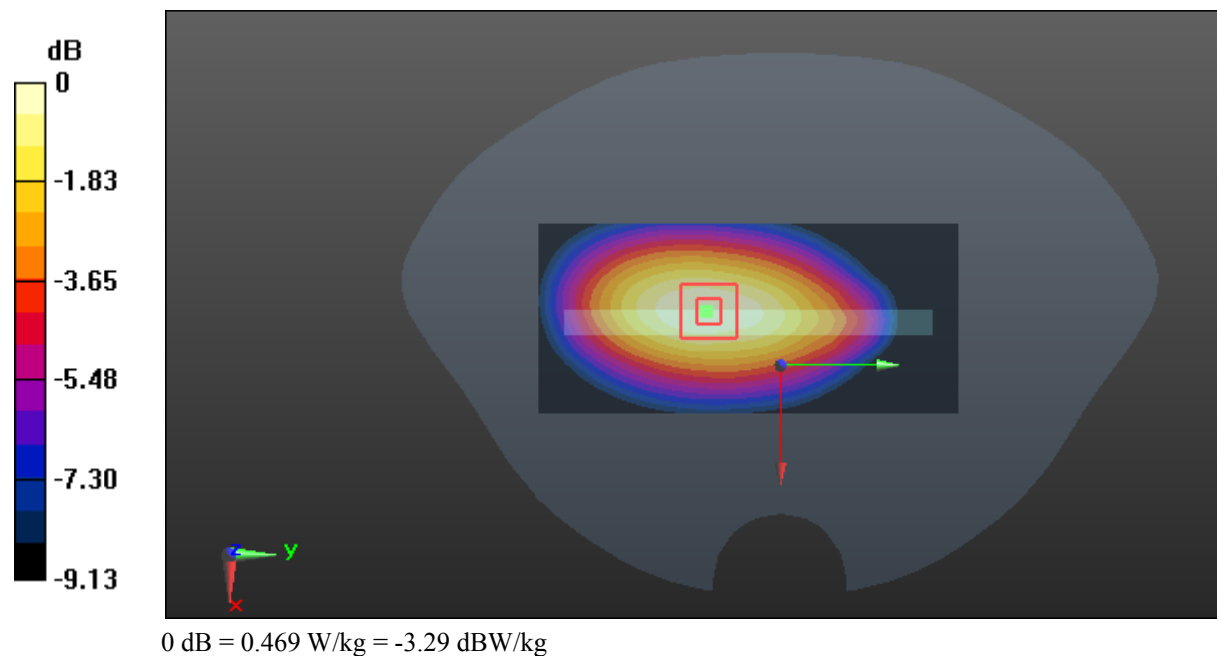
Zoom Scan (5x5x7)/Cube 0: Measurement grid: dx=8mm, dy=8mm, dz=5mm

Reference Value = 19.36 V/m; Power Drift = -0.03 dB

Peak SAR (extrapolated) = 0.599 W/kg

SAR(1 g) = 0.437 W/kg; SAR(10 g) = 0.307 W/kg

Maximum value of SAR (measured) = 0.469 W/kg



Test Plot 8#: GSM 850_Body Bottom_Middle**DUT: LTE Mobile Phone; Type: M4 B1; Serial: 17120500621**

Communication System: Generic GPRS-3 slots; Frequency: 836.6 MHz; Duty Cycle: 1:2.66
Medium parameters used: $f = 836.6$ MHz; $\sigma = 0.968$ S/m; $\epsilon_r = 56.174$; $\rho = 1000$ kg/m³ ;
Phantom section: Flat Section

DASY5 Configuration:

- Probe: EX3DV4 - SN7441; ConvF(9.95, 9.95, 9.95); Calibrated: 2017/11/2;
- Sensor-Surface: 1.4mm (Mechanical Surface Detection)
- Electronics: DAE4 Sn1459; Calibrated: 2017/9/15
- Phantom: SAM (30deg probe tilt) with CRP v5.0_20150321; Type: QD000P40CD; Serial: TP:1874
- Measurement SW: DASY52, Version 52.8 (8);

Area Scan (51x61x1): Interpolated grid: dx=1.500 mm, dy=1.500 mm

Maximum value of SAR (interpolated) = 0.199 W/kg

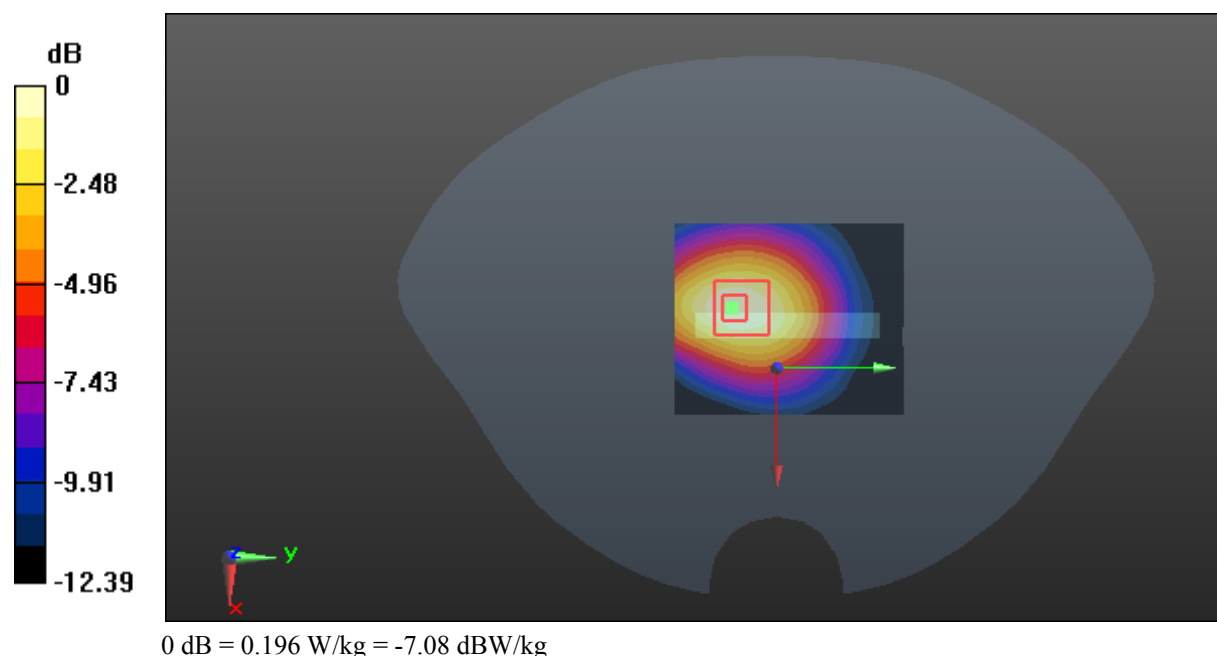
Zoom Scan (5x5x7)/Cube 0: Measurement grid: dx=8mm, dy=8mm, dz=5mm

Reference Value = 12.05 V/m; Power Drift = 0.05 dB

Peak SAR (extrapolated) = 0.288 W/kg

SAR(1 g) = 0.180 W/kg; SAR(10 g) = 0.114 W/kg

Maximum value of SAR (measured) = 0.196 W/kg



Test Plot 9#: GSM 1900_Head Left Cheek_Middle**DUT: LTE Mobile Phone; Type: M4 B1; Serial: 17120500621**

Communication System: Generic GSM; Frequency: 1880 MHz; Duty Cycle: 1:8
Medium parameters used: $f = 1880$ MHz; $\sigma = 1.366$ S/m; $\epsilon_r = 40.314$; $\rho = 1000$ kg/m³ ;
Phantom section: Left Section

DASY5 Configuration:

- Probe: EX3DV4 - SN7441; ConvF(7.9, 7.9, 7.9); Calibrated: 2017/11/2;
- Sensor-Surface: 1.4mm (Mechanical Surface Detection)
- Electronics: DAE4 Sn1459; Calibrated: 2017/9/15
- Phantom: SAM (30deg probe tilt) with CRP v5.0_20150321; Type: QD000P40CD; Serial: TP:1874
- Measurement SW: DASY52, Version 52.8 (8);

Area Scan (71x111x1): Interpolated grid: dx=1.500 mm, dy=1.500 mm

Maximum value of SAR (interpolated) = 0.258 W/kg


Zoom Scan (5x5x7)/Cube 0: Measurement grid: dx=8mm, dy=8mm, dz=5mm

Reference Value = 5.390 V/m; Power Drift = -0.05 dB

Peak SAR (extrapolated) = 0.353 W/kg

SAR(1 g) = 0.236 W/kg; SAR(10 g) = 0.148 W/kg

Maximum value of SAR (measured) = 0.254 W/kg



Test Plot 10#: GSM 1900_Head Left Tilt_Middle**DUT: LTE Mobile Phone; Type: M4 B1; Serial: 17120500621**

Communication System: Generic GSM; Frequency: 1880 MHz; Duty Cycle: 1:8
Medium parameters used: $f = 1880$ MHz; $\sigma = 1.366$ S/m; $\epsilon_r = 40.314$; $\rho = 1000$ kg/m³ ;
Phantom section: Left Section

DASY5 Configuration:

- Probe: EX3DV4 - SN7441; ConvF(7.9, 7.9, 7.9); Calibrated: 2017/11/2;
- Sensor-Surface: 1.4mm (Mechanical Surface Detection)
- Electronics: DAE4 Sn1459; Calibrated: 2017/9/15
- Phantom: SAM (30deg probe tilt) with CRP v5.0_20150321; Type: QD000P40CD; Serial: TP:1874
- Measurement SW: DASY52, Version 52.8 (8);

Area Scan (71x111x1): Interpolated grid: dx=1.500 mm, dy=1.500 mm

Maximum value of SAR (interpolated) = 0.0589 W/kg

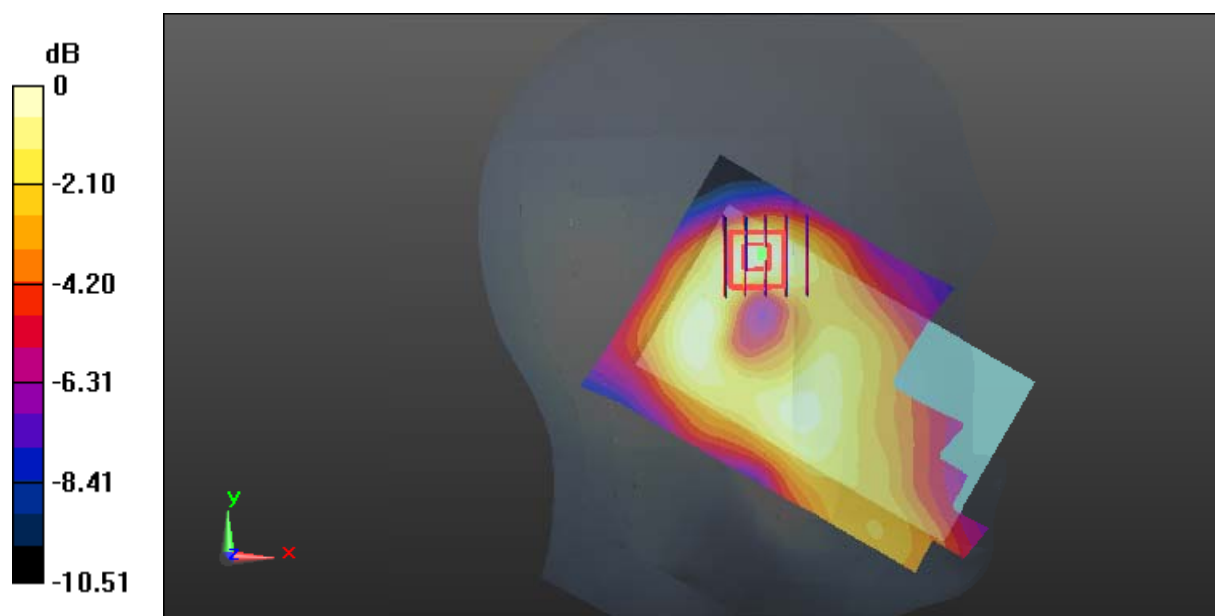
Zoom Scan (5x5x7)/Cube 0: Measurement grid: dx=8mm, dy=8mm, dz=5mm

Reference Value = 6.303 V/m; Power Drift = -0.08 dB

Peak SAR (extrapolated) = 0.0790 W/kg

SAR(1 g) = 0.052 W/kg; SAR(10 g) = 0.032 W/kg

Maximum value of SAR (measured) = 0.0569 W/kg



0 dB = 0.0569 W/kg = -12.45 dBW/kg

Test Plot 11#: GSM 1900_Head Right Cheek_Middle**DUT: LTE Mobile Phone; Type: M4 B1; Serial: 17120500621**

Communication System: Generic GSM; Frequency: 1880 MHz; Duty Cycle: 1:8
Medium parameters used: $f = 1880$ MHz; $\sigma = 1.366$ S/m; $\epsilon_r = 40.314$; $\rho = 1000$ kg/m³ ;
Phantom section: Right Section

DASY5 Configuration:

- Probe: EX3DV4 - SN7441; ConvF(7.9, 7.9, 7.9); Calibrated: 2017/11/2;
- Sensor-Surface: 1.4mm (Mechanical Surface Detection)
- Electronics: DAE4 Sn1459; Calibrated: 2017/9/15
- Phantom: SAM (30deg probe tilt) with CRP v5.0_20150321; Type: QD000P40CD; Serial: TP:1874
- Measurement SW: DASY52, Version 52.8 (8);

Area Scan (71x111x1): Interpolated grid: dx=1.500 mm, dy=1.500 mm

Maximum value of SAR (interpolated) = 0.143 W/kg


Zoom Scan (5x5x7)/Cube 0: Measurement grid: dx=8mm, dy=8mm, dz=5mm

Reference Value = 4.841 V/m; Power Drift = -0.15 dB

Peak SAR (extrapolated) = 0.194 W/kg

SAR(1 g) = 0.130 W/kg; SAR(10 g) = 0.085 W/kg

Maximum value of SAR (measured) = 0.140 W/kg



0 dB = 0.140 W/kg = -8.54 dBW/kg

Test Plot 12#: GSM 1900_Head Right Tilt_Middle**DUT: LTE Mobile Phone; Type: M4 B1; Serial: 17120500621**

Communication System: Generic GSM; Frequency: 1880 MHz; Duty Cycle: 1:8
Medium parameters used: $f = 1880$ MHz; $\sigma = 1.366$ S/m; $\epsilon_r = 40.314$; $\rho = 1000$ kg/m³ ;
Phantom section: Right Section

DASY5 Configuration:

- Probe: EX3DV4 - SN7441; ConvF(7.9, 7.9, 7.9); Calibrated: 2017/11/2;
- Sensor-Surface: 1.4mm (Mechanical Surface Detection)
- Electronics: DAE4 Sn1459; Calibrated: 2017/9/15
- Phantom: SAM (30deg probe tilt) with CRP v5.0_20150321; Type: QD000P40CD; Serial: TP:1874
- Measurement SW: DASY52, Version 52.8 (8);

Area Scan (71x111x1): Interpolated grid: dx=1.500 mm, dy=1.500 mm

Maximum value of SAR (interpolated) = 0.0653 W/kg


Zoom Scan (5x5x7)/Cube 0: Measurement grid: dx=8mm, dy=8mm, dz=5mm

Reference Value = 4.343 V/m; Power Drift = 0.06 dB

Peak SAR (extrapolated) = 0.0930 W/kg

SAR(1 g) = 0.061 W/kg; SAR(10 g) = 0.038 W/kg

Maximum value of SAR (measured) = 0.0659 W/kg



0 dB = 0.0659 W/kg = -11.81 dBW/kg

Test Plot 13#: GSM 1900_Body Worn Back_Middle**DUT: LTE Mobile Phone; Type: M4 B1; Serial: 17120500621**

Communication System: Generic GSM; Frequency: 1880 MHz; Duty Cycle: 1:8
Medium parameters used: $f = 1880$ MHz; $\sigma = 1.503$ S/m; $\epsilon_r = 54.286$; $\rho = 1000$ kg/m³ ;
Phantom section: Flat Section

DASY5 Configuration:

- Probe: EX3DV4 - SN7441; ConvF(7.79, 7.79, 7.79); Calibrated: 2017/11/2;
- Sensor-Surface: 1.4mm (Mechanical Surface Detection)
- Electronics: DAE4 Sn1459; Calibrated: 2017/9/15
- Phantom: SAM (30deg probe tilt) with CRP v5.0_20150321; Type: QD000P40CD; Serial: TP:1874
- Measurement SW: DASY52, Version 52.8 (8);

Area Scan (71x111x1): Interpolated grid: dx=1.500 mm, dy=1.500 mm

Maximum value of SAR (interpolated) = 0.442 W/kg

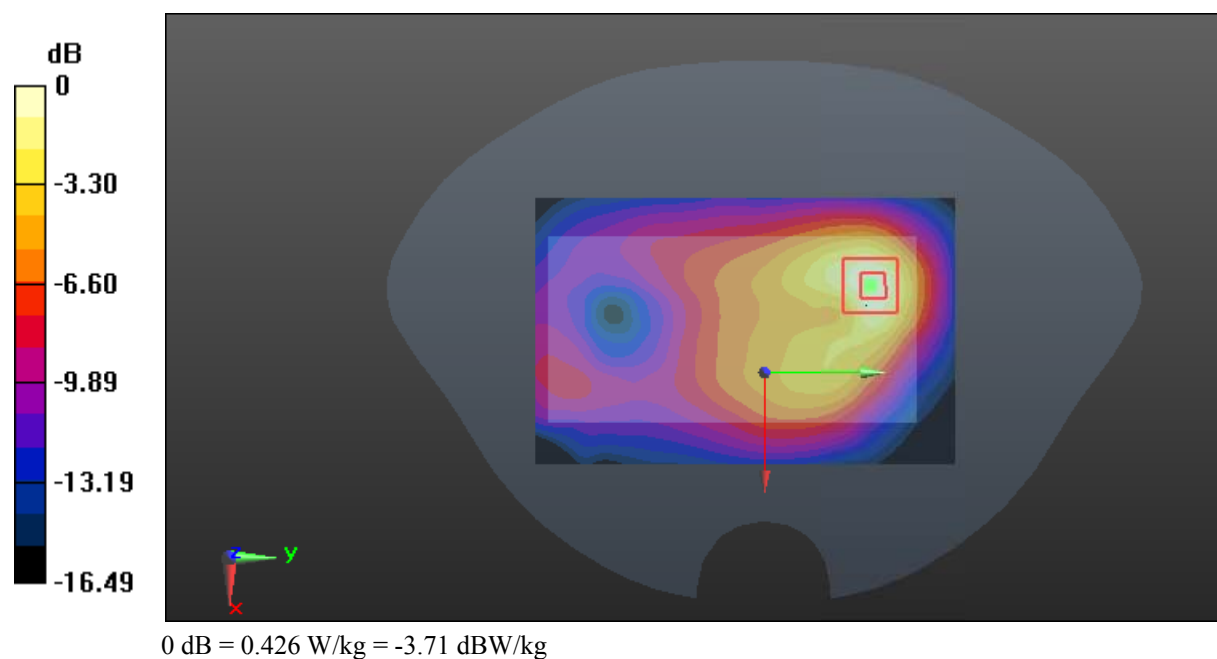
Zoom Scan (5x5x7)/Cube 0: Measurement grid: dx=8mm, dy=8mm, dz=5mm

Reference Value = 9.256 V/m; Power Drift = 0.07 dB

Peak SAR (extrapolated) = 0.717 W/kg

SAR(1 g) = 0.382 W/kg; SAR(10 g) = 0.202 W/kg

Maximum value of SAR (measured) = 0.426 W/kg



Test Plot 14#: GSM 1900_Body Back_Low**DUT: LTE Mobile Phone; Type: M4 B1; Serial: 17120500621**

Communication System: Generic GPRS-3 slots; Frequency: 1850.2 MHz; Duty Cycle: 1:2.66
Medium parameters used: $f = 1850.2$ MHz; $\sigma = 1.489$ S/m; $\epsilon_r = 54.362$; $\rho = 1000$ kg/m³ ;
Phantom section: Flat Section

DASY5 Configuration:

- Probe: EX3DV4 - SN7441; ConvF(7.79, 7.79, 7.79); Calibrated: 2017/11/2;
- Sensor-Surface: 1.4mm (Mechanical Surface Detection)
- Electronics: DAE4 Sn1459; Calibrated: 2017/9/15
- Phantom: SAM (30deg probe tilt) with CRP v5.0_20150321; Type: QD000P40CD; Serial: TP:1874
- Measurement SW: DASY52, Version 52.8 (8);

Area Scan (71x111x1): Interpolated grid: dx=1.500 mm, dy=1.500 mm

Maximum value of SAR (interpolated) = 1.25 W/kg

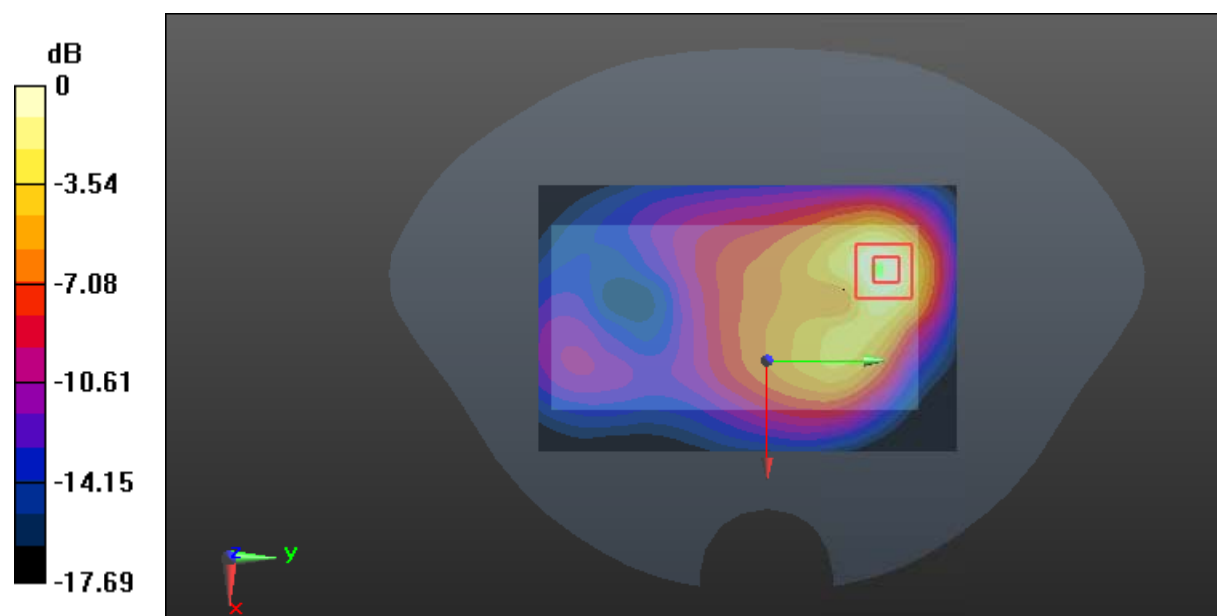
Zoom Scan (5x5x7)/Cube 0: Measurement grid: dx=8mm, dy=8mm, dz=5mm

Reference Value = 14.12 V/m; Power Drift = -0.04 dB

Peak SAR (extrapolated) = 2.10 W/kg

SAR(1 g) = 1.09 W/kg; SAR(10 g) = 0.548 W/kg

Maximum value of SAR (measured) = 1.16 W/kg



0 dB = 1.16 W/kg = 0.64 dBW/kg

Test Plot 15#: GSM 1900_Body Back_Middle**DUT: LTE Mobile Phone; Type: M4 B1; Serial: 17120500621**

Communication System: Generic GPRS-3 slots; Frequency: 1880 MHz; Duty Cycle: 1:2.66
Medium parameters used: $f = 1880$ MHz; $\sigma = 1.503$ S/m; $\epsilon_r = 54.286$; $\rho = 1000$ kg/m³ ;
Phantom section: Flat Section

DASY5 Configuration:

- Probe: EX3DV4 - SN7441; ConvF(7.79, 7.79, 7.79); Calibrated: 2017/11/2;
- Sensor-Surface: 1.4mm (Mechanical Surface Detection)
- Electronics: DAE4 Sn1459; Calibrated: 2017/9/15
- Phantom: SAM (30deg probe tilt) with CRP v5.0_20150321; Type: QD000P40CD; Serial: TP:1874
- Measurement SW: DASY52, Version 52.8 (8);

Area Scan (71x111x1): Interpolated grid: dx=1.500 mm, dy=1.500 mm

Maximum value of SAR (interpolated) = 1.22 W/kg

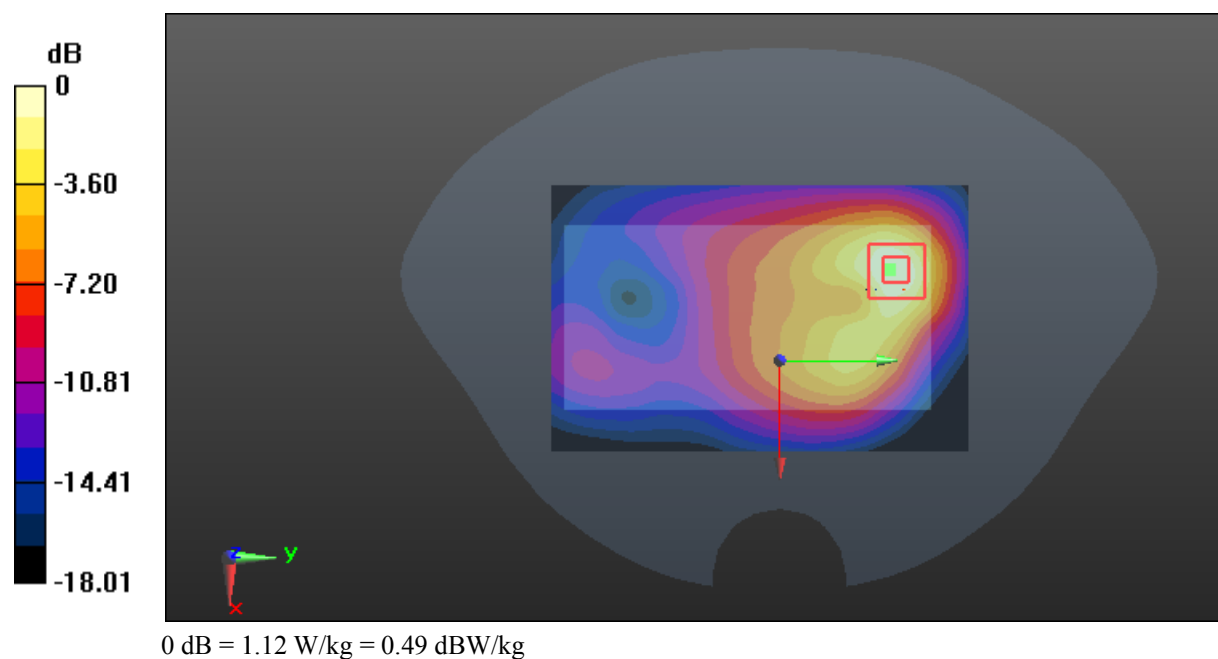
Zoom Scan (5x5x7)/Cube 0: Measurement grid: dx=8mm, dy=8mm, dz=5mm

Reference Value = 14.50 V/m; Power Drift = -0.08 dB

Peak SAR (extrapolated) = 2.00 W/kg

SAR(1 g) = 1.04 W/kg; SAR(10 g) = 0.523 W/kg

Maximum value of SAR (measured) = 1.12 W/kg



Test Plot 16#: GSM 1900_Body Back_High**DUT: LTE Mobile Phone; Type: M4 B1; Serial: 17120500621**

Communication System: Generic GPRS-3 slots; Frequency: 1909.8 MHz; Duty Cycle: 1:2.66
Medium parameters used: $f = 1909.8$ MHz; $\sigma = 1.516$ S/m; $\epsilon_r = 54.074$; $\rho = 1000$ kg/m³ ;
Phantom section: Flat Section

DASY5 Configuration:

- Probe: EX3DV4 - SN7441; ConvF(7.79, 7.79, 7.79); Calibrated: 2017/11/2;
- Sensor-Surface: 1.4mm (Mechanical Surface Detection)
- Electronics: DAE4 Sn1459; Calibrated: 2017/9/15
- Phantom: SAM (30deg probe tilt) with CRP v5.0_20150321; Type: QD000P40CD; Serial: TP:1874
- Measurement SW: DASY52, Version 52.8 (8);

Area Scan (71x111x1): Interpolated grid: dx=1.500 mm, dy=1.500 mm

Maximum value of SAR (interpolated) = 1.21 W/kg

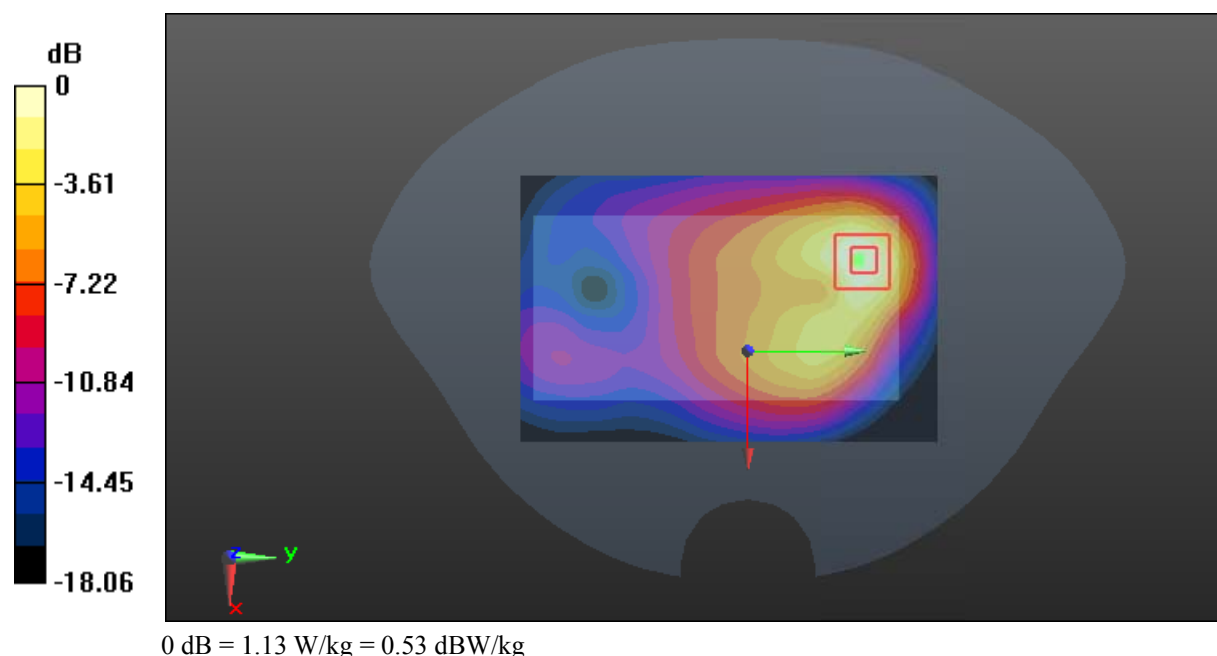
Zoom Scan (5x5x7)/Cube 0: Measurement grid: dx=8mm, dy=8mm, dz=5mm

Reference Value = 13.41 V/m; Power Drift = -0.01 dB

Peak SAR (extrapolated) = 2.04 W/kg

SAR(1 g) = 1.04 W/kg; SAR(10 g) = 0.522 W/kg

Maximum value of SAR (measured) = 1.13 W/kg



Test Plot 17#: GSM 1900_Body Left_Middle**DUT: LTE Mobile Phone; Type: M4 B1; Serial: 17120500621**

Communication System: Generic GPRS-3 slots; Frequency: 1880 MHz; Duty Cycle: 1:2.66
Medium parameters used: $f = 1880$ MHz; $\sigma = 1.503$ S/m; $\epsilon_r = 54.286$; $\rho = 1000$ kg/m³ ;
Phantom section: Flat Section

DASY5 Configuration:

- Probe: EX3DV4 - SN7441; ConvF(7.79, 7.79, 7.79); Calibrated: 2017/11/2;
- Sensor-Surface: 1.4mm (Mechanical Surface Detection)
- Electronics: DAE4 Sn1459; Calibrated: 2017/9/15
- Phantom: SAM (30deg probe tilt) with CRP v5.0_20150321; Type: QD000P40CD; Serial: TP:1874
- Measurement SW: DASY52, Version 52.8 (8);

Area Scan (51x111x1): Interpolated grid: dx=1.500 mm, dy=1.500 mm

Maximum value of SAR (interpolated) = 0.259 W/kg

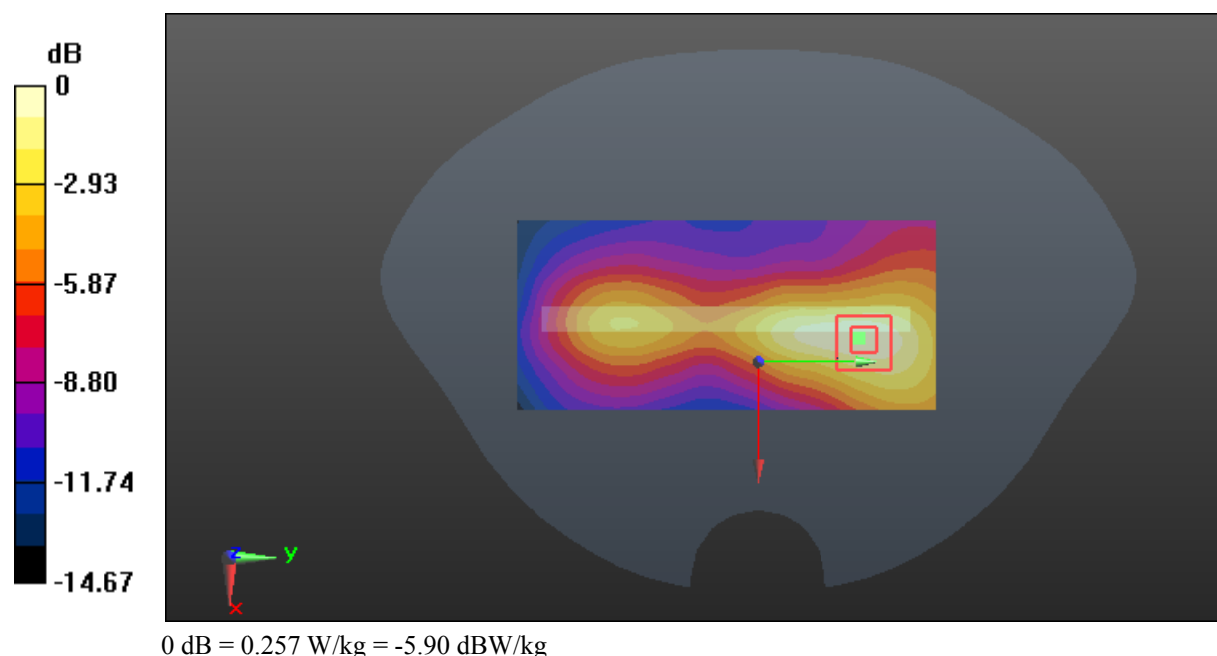
Zoom Scan (5x5x7)/Cube 0: Measurement grid: dx=8mm, dy=8mm, dz=5mm

Reference Value = 9.281 V/m; Power Drift = -0.16 dB

Peak SAR (extrapolated) = 0.425 W/kg

SAR(1 g) = 0.236 W/kg; SAR(10 g) = 0.134 W/kg

Maximum value of SAR (measured) = 0.257 W/kg



Test Plot 18#: GSM 1900_Body Bottom_Middle**DUT: LTE Mobile Phone; Type: M4 B1; Serial: 17120500621**

Communication System: Generic GPRS-3 slots; Frequency: 1880 MHz; Duty Cycle: 1:2.66
Medium parameters used: $f = 1880$ MHz; $\sigma = 1.503$ S/m; $\epsilon_r = 54.286$; $\rho = 1000$ kg/m³ ;
Phantom section: Flat Section

DASY5 Configuration:

- Probe: EX3DV4 - SN7441; ConvF(7.79, 7.79, 7.79); Calibrated: 2017/11/2;
- Sensor-Surface: 1.4mm (Mechanical Surface Detection)
- Electronics: DAE4 Sn1459; Calibrated: 2017/9/15
- Phantom: SAM (30deg probe tilt) with CRP v5.0_20150321; Type: QD000P40CD; Serial: TP:1874
- Measurement SW: DASY52, Version 52.8 (8);

Area Scan (51x61x1): Interpolated grid: dx=1.500 mm, dy=1.500 mm

Maximum value of SAR (interpolated) = 0.926 W/kg

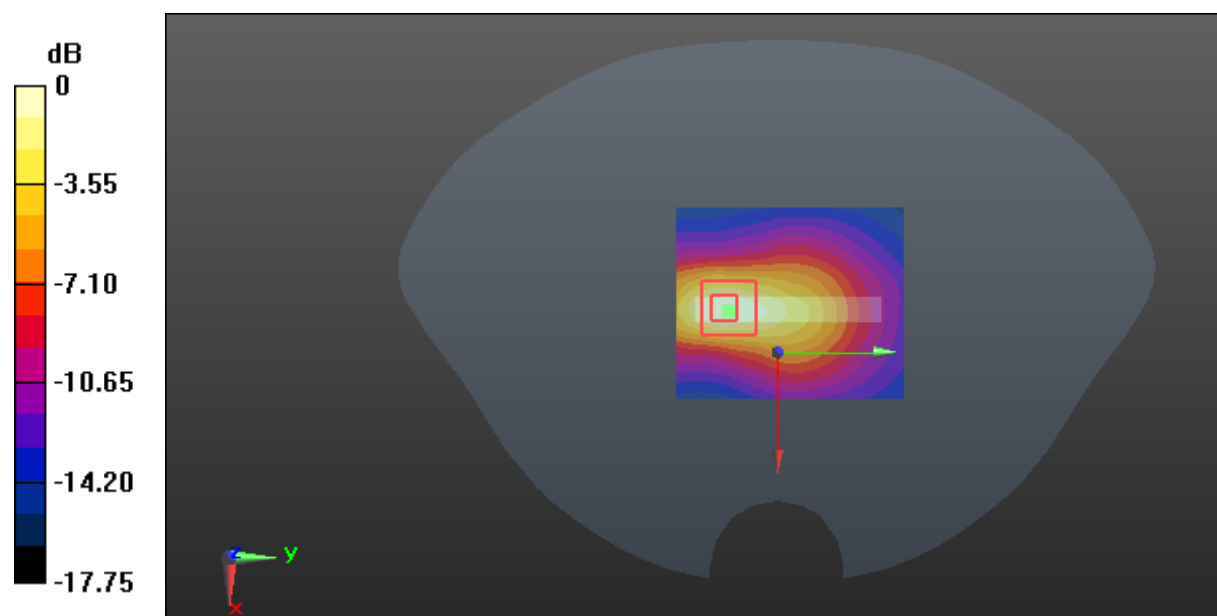
Zoom Scan (5x5x7)/Cube 0: Measurement grid: dx=8mm, dy=8mm, dz=5mm

Reference Value = 19.11 V/m; Power Drift = -0.01 dB

Peak SAR (extrapolated) = 1.44 W/kg

SAR(1 g) = 0.768 W/kg; SAR(10 g) = 0.386 W/kg

Maximum value of SAR (measured) = 0.867 W/kg



0 dB = 0.867 W/kg = -0.62 dBW/kg

Test Plot 19#: WCDMA Band 2_Head Left Cheek_Middle**DUT: LTE Mobile Phone; Type: M4 B1; Serial: 17120500621**

Communication System: WCDMA; Frequency: 1880 MHz; Duty Cycle: 1:1
Medium parameters used: $f = 1880$ MHz; $\sigma = 1.366$ S/m; $\epsilon_r = 40.314$; $\rho = 1000$ kg/m³ ;
Phantom section: Left Section

DASY5 Configuration:

- Probe: EX3DV4 - SN7441; ConvF(7.9, 7.9, 7.9); Calibrated: 2017/11/2;
- Sensor-Surface: 1.4mm (Mechanical Surface Detection)
- Electronics: DAE4 Sn1459; Calibrated: 2017/9/15
- Phantom: SAM (30deg probe tilt) with CRP v5.0_20150321; Type: QD000P40CD; Serial: TP:1874
- Measurement SW: DASY52, Version 52.8 (8);

Area Scan (71x111x1): Interpolated grid: dx=1.500 mm, dy=1.500 mm

Maximum value of SAR (interpolated) = 0.384 W/kg


Zoom Scan (5x5x7)/Cube 0: Measurement grid: dx=8mm, dy=8mm, dz=5mm

Reference Value = 5.636 V/m; Power Drift = 0.03 dB

Peak SAR (extrapolated) = 0.537 W/kg

SAR(1 g) = 0.352 W/kg; SAR(10 g) = 0.221 W/kg

Maximum value of SAR (measured) = 0.379 W/kg



0 dB = 0.379 W/kg = -4.21 dBW/kg

Test Plot 20#: WCDMA Band 2_Head Left Tilt_Middle**DUT: LTE Mobile Phone; Type: M4 B1; Serial: 17120500621**

Communication System: WCDMA; Frequency: 1880 MHz; Duty Cycle: 1:1
Medium parameters used: $f = 1880$ MHz; $\sigma = 1.366$ S/m; $\epsilon_r = 40.314$; $\rho = 1000$ kg/m³ ;
Phantom section: Left Section

DASY5 Configuration:

- Probe: EX3DV4 - SN7441; ConvF(7.9, 7.9, 7.9); Calibrated: 2017/11/2;
- Sensor-Surface: 1.4mm (Mechanical Surface Detection)
- Electronics: DAE4 Sn1459; Calibrated: 2017/9/15
- Phantom: SAM (30deg probe tilt) with CRP v5.0_20150321; Type: QD000P40CD; Serial: TP:1874
- Measurement SW: DASY52, Version 52.8 (8);

Area Scan (71x111x1): Interpolated grid: dx=1.500 mm, dy=1.500 mm

Maximum value of SAR (interpolated) = 0.0786 W/kg


Zoom Scan (5x5x7)/Cube 0: Measurement grid: dx=8mm, dy=8mm, dz=5mm

Reference Value = 6.858 V/m; Power Drift = -0.07 dB

Peak SAR (extrapolated) = 0.116 W/kg

SAR(1 g) = 0.069 W/kg; SAR(10 g) = 0.041 W/kg

Maximum value of SAR (measured) = 0.0762 W/kg



0 dB = 0.0762 W/kg = -11.18 dBW/kg

Test Plot 21#: WCDMA Band 2_Head Right Cheek_Middle**DUT: LTE Mobile Phone; Type: M4 B1; Serial: 17120500621**

Communication System: WCDMA; Frequency: 1880 MHz; Duty Cycle: 1:1
Medium parameters used: $f = 1880$ MHz; $\sigma = 1.366$ S/m; $\epsilon_r = 40.314$; $\rho = 1000$ kg/m³ ;
Phantom section: Right Section

DASY5 Configuration:

- Probe: EX3DV4 - SN7441; ConvF(7.9, 7.9, 7.9); Calibrated: 2017/11/2;
- Sensor-Surface: 1.4mm (Mechanical Surface Detection)
- Electronics: DAE4 Sn1459; Calibrated: 2017/9/15
- Phantom: SAM (30deg probe tilt) with CRP v5.0_20150321; Type: QD000P40CD; Serial: TP:1874
- Measurement SW: DASY52, Version 52.8 (8);

Area Scan (71x111x1): Interpolated grid: dx=1.500 mm, dy=1.500 mm

Maximum value of SAR (interpolated) = 0.185 W/kg


Zoom Scan (5x5x7)/Cube 0: Measurement grid: dx=8mm, dy=8mm, dz=5mm

Reference Value = 5.578 V/m; Power Drift = 0.14 dB

Peak SAR (extrapolated) = 0.265 W/kg

SAR(1 g) = 0.176 W/kg; SAR(10 g) = 0.116 W/kg

Maximum value of SAR (measured) = 0.188 W/kg



0 dB = 0.188 W/kg = -7.26 dBW/kg

Test Plot 22#: WCDMA Band 2_Head Right Tilt_Middle**DUT: LTE Mobile Phone; Type: M4 B1; Serial: 17120500621**

Communication System: WCDMA; Frequency: 1880 MHz; Duty Cycle: 1:1
Medium parameters used: $f = 1880$ MHz; $\sigma = 1.366$ S/m; $\epsilon_r = 40.314$; $\rho = 1000$ kg/m³ ;
Phantom section: Right Section

DASY5 Configuration:

- Probe: EX3DV4 - SN7441; ConvF(7.9, 7.9, 7.9); Calibrated: 2017/11/2;
- Sensor-Surface: 1.4mm (Mechanical Surface Detection)
- Electronics: DAE4 Sn1459; Calibrated: 2017/9/15
- Phantom: SAM (30deg probe tilt) with CRP v5.0_20150321; Type: QD000P40CD; Serial: TP:1874
- Measurement SW: DASY52, Version 52.8 (8);

Area Scan (71x111x1): Interpolated grid: dx=1.500 mm, dy=1.500 mm

Maximum value of SAR (interpolated) = 0.113 W/kg


Zoom Scan (5x5x7)/Cube 0: Measurement grid: dx=8mm, dy=8mm, dz=5mm

Reference Value = 7.392 V/m; Power Drift = 0.10 dB

Peak SAR (extrapolated) = 0.161 W/kg

SAR(1 g) = 0.104 W/kg; SAR(10 g) = 0.065 W/kg

Maximum value of SAR (measured) = 0.109 W/kg



0 dB = 0.109 W/kg = -9.63 dBW/kg

Test Plot 23#: WCDMA Band 2_Body Back_Middle**DUT: LTE Mobile Phone; Type: M4 B1; Serial: 17120500621**

Communication System: WCDMA; Frequency: 1880 MHz; Duty Cycle: 1:1
Medium parameters used: $f = 1880$ MHz; $\sigma = 1.503$ S/m; $\epsilon_r = 54.286$; $\rho = 1000$ kg/m³ ;
Phantom section: Flat Section

DASY5 Configuration:

- Probe: EX3DV4 - SN7441; ConvF(7.79, 7.79, 7.79); Calibrated: 2017/11/2;
- Sensor-Surface: 1.4mm (Mechanical Surface Detection)
- Electronics: DAE4 Sn1459; Calibrated: 2017/9/15
- Phantom: SAM (30deg probe tilt) with CRP v5.0_20150321; Type: QD000P40CD; Serial: TP:1874
- Measurement SW: DASY52, Version 52.8 (8);

Area Scan (71x111x1): Interpolated grid: dx=1.500 mm, dy=1.500 mm

Maximum value of SAR (interpolated) = 0.732 W/kg

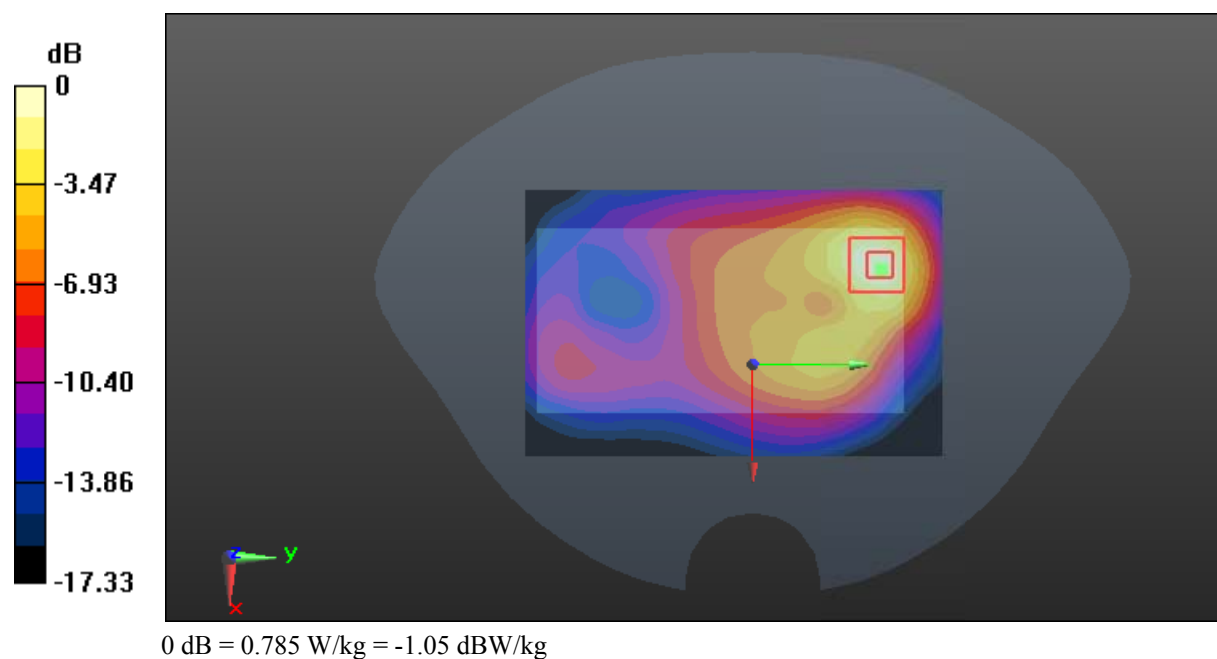
Zoom Scan (5x5x7)/Cube 0: Measurement grid: dx=8mm, dy=8mm, dz=5mm

Reference Value = 12.50 V/m; Power Drift = -0.06 dB

Peak SAR (extrapolated) = 1.36 W/kg

SAR(1 g) = 0.701 W/kg; SAR(10 g) = 0.357 W/kg

Maximum value of SAR (measured) = 0.785 W/kg



Test Plot 24#: WCDMA Band 2_Body Left_Middle**DUT: LTE Mobile Phone; Type: M4 B1; Serial: 17120500621**

Communication System: WCDMA; Frequency: 1880 MHz; Duty Cycle: 1:1
Medium parameters used: $f = 1880$ MHz; $\sigma = 1.503$ S/m; $\epsilon_r = 54.286$; $\rho = 1000$ kg/m³ ;
Phantom section: Flat Section

DASY5 Configuration:

- Probe: EX3DV4 - SN7441; ConvF(7.79, 7.79, 7.79); Calibrated: 2017/11/2;
- Sensor-Surface: 1.4mm (Mechanical Surface Detection)
- Electronics: DAE4 Sn1459; Calibrated: 2017/9/15
- Phantom: SAM (30deg probe tilt) with CRP v5.0_20150321; Type: QD000P40CD; Serial: TP:1874
- Measurement SW: DASY52, Version 52.8 (8);

Area Scan (51x111x1): Interpolated grid: dx=1.500 mm, dy=1.500 mm

Maximum value of SAR (interpolated) = 0.163 W/kg

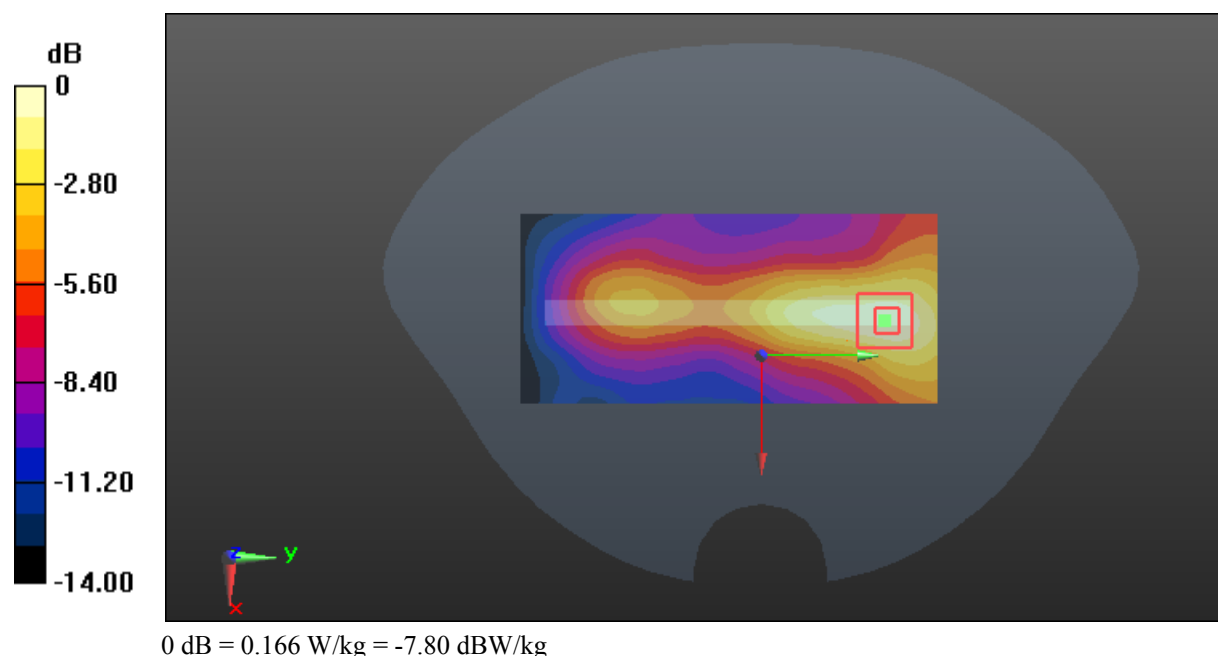
Zoom Scan (5x5x7)/Cube 0: Measurement grid: dx=8mm, dy=8mm, dz=5mm

Reference Value = 7.559 V/m; Power Drift = -0.08 dB

Peak SAR (extrapolated) = 0.240 W/kg

SAR(1 g) = 0.146 W/kg; SAR(10 g) = 0.085 W/kg

Maximum value of SAR (measured) = 0.166 W/kg



Test Plot 25#: WCDMA Band 2_Body Bottom_Middle**DUT: LTE Mobile Phone; Type: M4 B1; Serial: 17120500621**

Communication System: WCDMA; Frequency: 1880 MHz; Duty Cycle: 1:1
Medium parameters used: $f = 1880$ MHz; $\sigma = 1.503$ S/m; $\epsilon_r = 54.286$; $\rho = 1000$ kg/m³ ;
Phantom section: Flat Section

DASY5 Configuration:

- Probe: EX3DV4 - SN7441; ConvF(7.79, 7.79, 7.79); Calibrated: 2017/11/2;
- Sensor-Surface: 1.4mm (Mechanical Surface Detection)
- Electronics: DAE4 Sn1459; Calibrated: 2017/9/15
- Phantom: SAM (30deg probe tilt) with CRP v5.0_20150321; Type: QD000P40CD; Serial: TP:1874
- Measurement SW: DASY52, Version 52.8 (8);

Area Scan (51x61x1): Interpolated grid: dx=1.500 mm, dy=1.500 mm

Maximum value of SAR (interpolated) = 0.706 W/kg

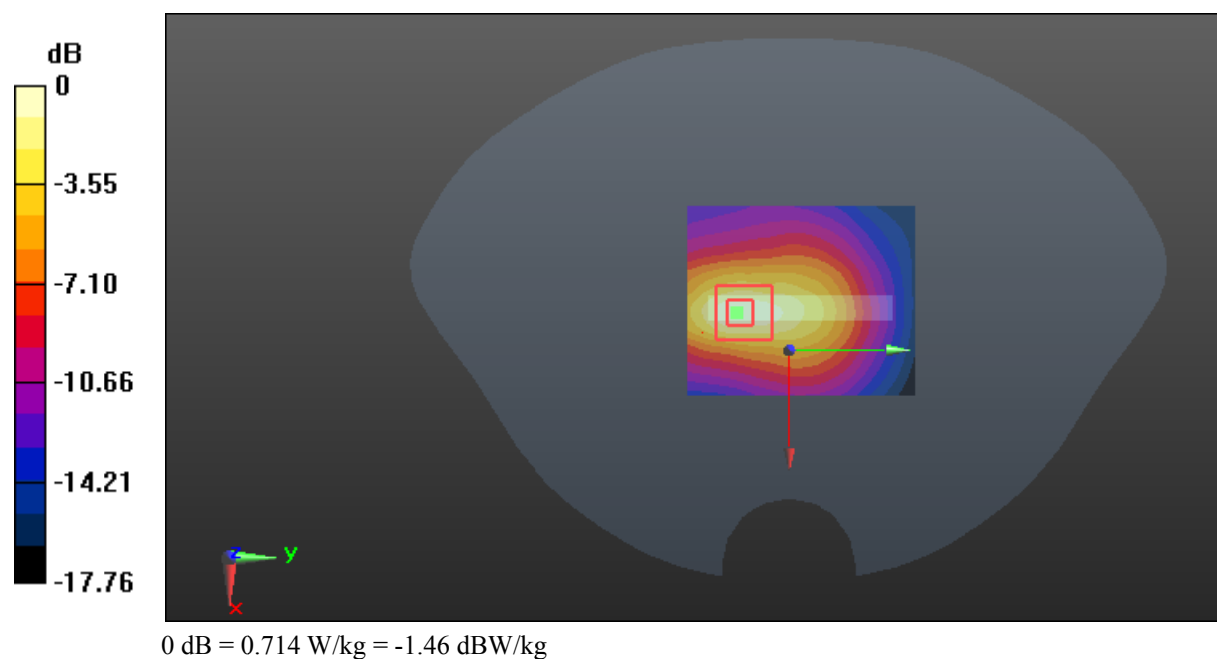
Zoom Scan (5x5x7)/Cube 0: Measurement grid: dx=8mm, dy=8mm, dz=5mm

Reference Value = 18.05 V/m; Power Drift = -0.02 dB

Peak SAR (extrapolated) = 1.19 W/kg

SAR(1 g) = 0.632 W/kg; SAR(10 g) = 0.328 W/kg

Maximum value of SAR (measured) = 0.714 W/kg



Test Plot 26#: WCDMA Band 5_Head Left Cheek_Middle**DUT: LTE Mobile Phone; Type: M4 B1; Serial: 17120500621**

Communication System: WCDMA; Frequency: 836.6 MHz; Duty Cycle: 1:1
Medium parameters used: $f = 836.6$ MHz; $\sigma = 0.882$ S/m; $\epsilon_r = 42.366$; $\rho = 1000$ kg/m³ ;
Phantom section: Left Section

DASY5 Configuration:

- Probe: EX3DV4 - SN7441; ConvF(9.98, 9.98, 9.98); Calibrated: 2017/11/2;
- Sensor-Surface: 1.4mm (Mechanical Surface Detection)
- Electronics: DAE4 Sn1459; Calibrated: 2017/9/15
- Phantom: SAM (30deg probe tilt) with CRP v5.0_20150321; Type: QD000P40CD; Serial: TP:1874
- Measurement SW: DASY52, Version 52.8 (8);

Area Scan (71x111x1): Interpolated grid: dx=1.500 mm, dy=1.500 mm

Maximum value of SAR (interpolated) = 0.236 W/kg


Zoom Scan (6x6x7)/Cube 0: Measurement grid: dx=8mm, dy=8mm, dz=5mm

Reference Value = 3.992 V/m; Power Drift = -0.18 dB

Peak SAR (extrapolated) = 0.294 W/kg

SAR(1 g) = 0.224 W/kg; SAR(10 g) = 0.168 W/kg

Maximum value of SAR (measured) = 0.235 W/kg



0 dB = 0.235 W/kg = -6.29 dBW/kg

Test Plot 27#: WCDMA Band 5_Head Left Tilt_Middle**DUT: LTE Mobile Phone; Type: M4 B1; Serial: 17120500621**

Communication System: WCDMA; Frequency: 836.6 MHz; Duty Cycle: 1:1
Medium parameters used: $f = 836.6$ MHz; $\sigma = 0.882$ S/m; $\epsilon_r = 42.366$; $\rho = 1000$ kg/m³ ;
Phantom section: Left Section

DASY5 Configuration:

- Probe: EX3DV4 - SN7441; ConvF(9.98, 9.98, 9.98); Calibrated: 2017/11/2;
- Sensor-Surface: 1.4mm (Mechanical Surface Detection)
- Electronics: DAE4 Sn1459; Calibrated: 2017/9/15
- Phantom: SAM (30deg probe tilt) with CRP v5.0_20150321; Type: QD000P40CD; Serial: TP:1874
- Measurement SW: DASY52, Version 52.8 (8);

Area Scan (71x111x1): Interpolated grid: dx=1.500 mm, dy=1.500 mm

Maximum value of SAR (interpolated) = 0.149 W/kg


Zoom Scan (5x5x7)/Cube 0: Measurement grid: dx=8mm, dy=8mm, dz=5mm

Reference Value = 6.999 V/m; Power Drift = -0.08 dB

Peak SAR (extrapolated) = 0.174 W/kg

SAR(1 g) = 0.143 W/kg; SAR(10 g) = 0.111 W/kg

Maximum value of SAR (measured) = 0.149 W/kg



0 dB = 0.149 W/kg = -8.27 dBW/kg

Test Plot 28#: WCDMA Band 5_Head Right Cheek_Middle**DUT: LTE Mobile Phone; Type: M4 B1; Serial: 17120500621**

Communication System: WCDMA; Frequency: 836.6 MHz; Duty Cycle: 1:1
Medium parameters used: $f = 836.6$ MHz; $\sigma = 0.882$ S/m; $\epsilon_r = 42.366$; $\rho = 1000$ kg/m³ ;
Phantom section: Right Section

DASY5 Configuration:

- Probe: EX3DV4 - SN7441; ConvF(9.98, 9.98, 9.98); Calibrated: 2017/11/2;
- Sensor-Surface: 1.4mm (Mechanical Surface Detection)
- Electronics: DAE4 Sn1459; Calibrated: 2017/9/15
- Phantom: SAM (30deg probe tilt) with CRP v5.0_20150321; Type: QD000P40CD; Serial: TP:1874
- Measurement SW: DASY52, Version 52.8 (8);

Area Scan (71x111x1): Interpolated grid: dx=1.500 mm, dy=1.500 mm

Maximum value of SAR (interpolated) = 0.191 W/kg


Zoom Scan (5x5x7)/Cube 0: Measurement grid: dx=8mm, dy=8mm, dz=5mm

Reference Value = 4.132 V/m; Power Drift = -0.06 dB

Peak SAR (extrapolated) = 0.231 W/kg

SAR(1 g) = 0.185 W/kg; SAR(10 g) = 0.142 W/kg

Maximum value of SAR (measured) = 0.194 W/kg



0 dB = 0.194 W/kg = -7.12 dBW/kg

Test Plot 29#: WCDMA Band 5_Head Right Tilt_Middle**DUT: LTE Mobile Phone; Type: M4 B1; Serial: 17120500621**

Communication System: WCDMA; Frequency: 836.6 MHz; Duty Cycle: 1:1

Medium parameters used: $f = 836.6$ MHz; $\sigma = 0.882$ S/m; $\epsilon_r = 42.366$; $\rho = 1000$ kg/m³ ;

Phantom section: Right Section

DASY5 Configuration:

- Probe: EX3DV4 - SN7441; ConvF(9.98, 9.98, 9.98); Calibrated: 2017/11/2;
- Sensor-Surface: 1.4mm (Mechanical Surface Detection)
- Electronics: DAE4 Sn1459; Calibrated: 2017/9/15
- Phantom: SAM (30deg probe tilt) with CRP v5.0_20150321; Type: QD000P40CD; Serial: TP:1874
- Measurement SW: DASY52, Version 52.8 (8);

Area Scan (71x111x1): Interpolated grid: dx=1.500 mm, dy=1.500 mm

Maximum value of SAR (interpolated) = 0.114 W/kg


Zoom Scan (5x5x7)/Cube 0: Measurement grid: dx=8mm, dy=8mm, dz=5mm

Reference Value = 4.784 V/m; Power Drift = -0.02 dB

Peak SAR (extrapolated) = 0.132 W/kg

SAR(1 g) = 0.110 W/kg; SAR(10 g) = 0.086 W/kg

Maximum value of SAR (measured) = 0.114 W/kg



0 dB = 0.114 W/kg = -9.43 dBW/kg

Test Plot 30#: WCDMA Band 5_Body Back_Middle**DUT: LTE Mobile Phone; Type: M4 B1; Serial: 17120500621**

Communication System: WCDMA; Frequency: 836.6 MHz; Duty Cycle: 1:1

Medium parameters used: $f = 836.6$ MHz; $\sigma = 0.968$ S/m; $\epsilon_r = 56.174$; $\rho = 1000$ kg/m³ ;

Phantom section: Flat Section

DASY5 Configuration:

- Probe: EX3DV4 - SN7441; ConvF(9.95, 9.95, 9.95); Calibrated: 2017/11/2;
- Sensor-Surface: 1.4mm (Mechanical Surface Detection)
- Electronics: DAE4 Sn1459; Calibrated: 2017/9/15
- Phantom: SAM (30deg probe tilt) with CRP v5.0_20150321; Type: QD000P40CD; Serial: TP:1874
- Measurement SW: DASY52, Version 52.8 (8);

Area Scan (71x111x1): Interpolated grid: dx=1.500 mm, dy=1.500 mm

Maximum value of SAR (interpolated) = 0.326 W/kg

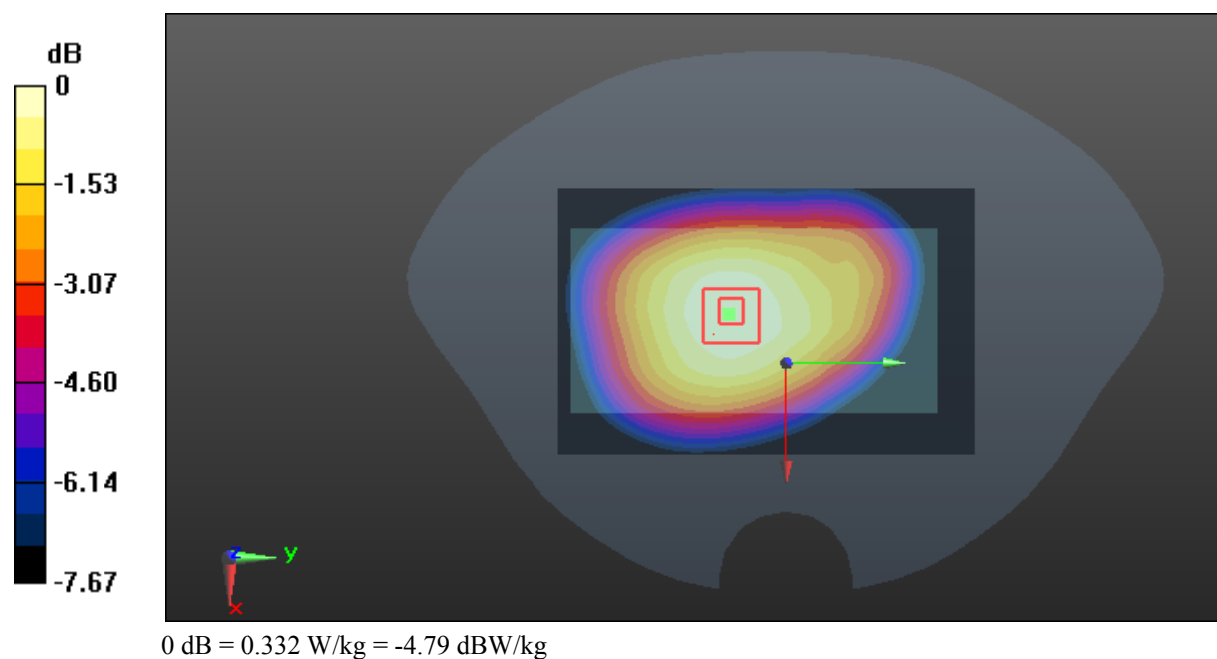
Zoom Scan (5x5x7)/Cube 0: Measurement grid: dx=8mm, dy=8mm, dz=5mm

Reference Value = 17.58 V/m; Power Drift = -0.01 dB

Peak SAR (extrapolated) = 0.393 W/kg

SAR(1 g) = 0.317 W/kg; SAR(10 g) = 0.244 W/kg

Maximum value of SAR (measured) = 0.332 W/kg



Test Plot 31#: WCDMA Band 5_Body Left_Middle**DUT: LTE Mobile Phone; Type: M4 B1; Serial: 17120500621**

Communication System: WCDMA; Frequency: 836.6 MHz; Duty Cycle: 1:1
Medium parameters used: $f = 836.6$ MHz; $\sigma = 0.968$ S/m; $\epsilon_r = 56.174$; $\rho = 1000$ kg/m³ ;
Phantom section: Flat Section

DASY5 Configuration:

- Probe: EX3DV4 - SN7441; ConvF(9.95, 9.95, 9.95); Calibrated: 2017/11/2;
- Sensor-Surface: 1.4mm (Mechanical Surface Detection)
- Electronics: DAE4 Sn1459; Calibrated: 2017/9/15
- Phantom: SAM (30deg probe tilt) with CRP v5.0_20150321; Type: QD000P40CD; Serial: TP:1874
- Measurement SW: DASY52, Version 52.8 (8);

Area Scan (51x111x1): Interpolated grid: dx=1.500 mm, dy=1.500 mm

Maximum value of SAR (interpolated) = 0.396 W/kg

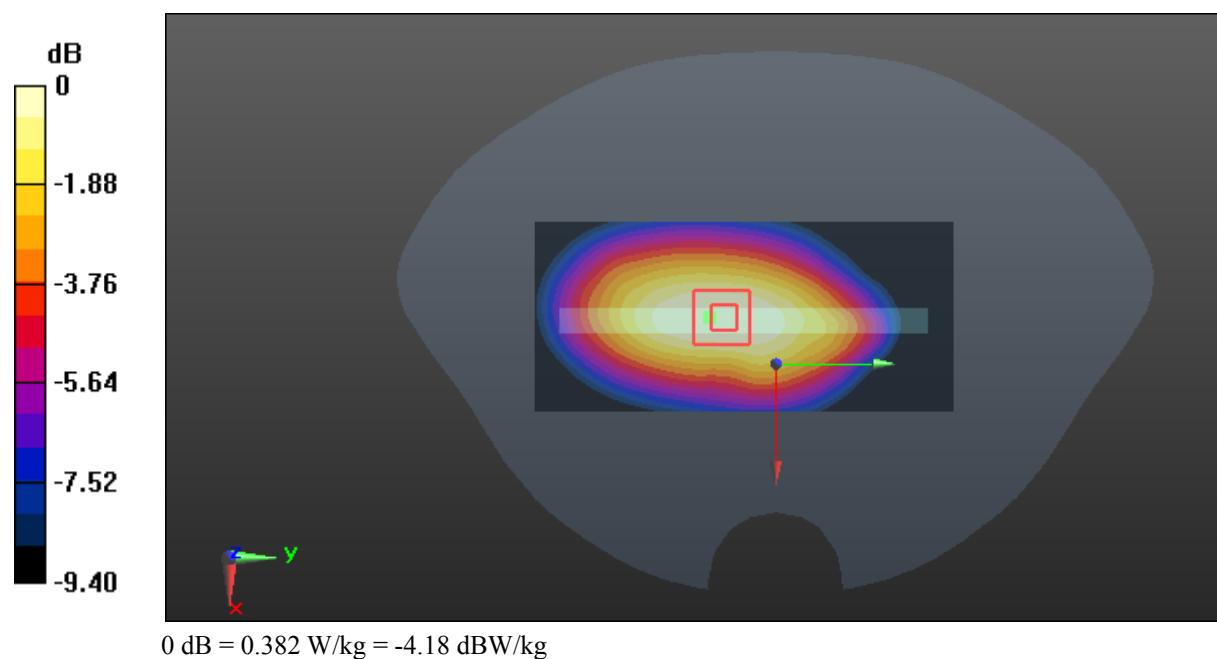
Zoom Scan (5x5x7)/Cube 0: Measurement grid: dx=8mm, dy=8mm, dz=5mm

Reference Value = 20.03 V/m; Power Drift = -0.14 dB

Peak SAR (extrapolated) = 0.494 W/kg

SAR(1 g) = 0.357 W/kg; SAR(10 g) = 0.249 W/kg

Maximum value of SAR (measured) = 0.382 W/kg



Test Plot 32#: WCDMA Band 5_Body Bottom_Middle**DUT: LTE Mobile Phone; Type: M4 B1; Serial: 17120500621**

Communication System: WCDMA; Frequency: 836.6 MHz; Duty Cycle: 1:1
Medium parameters used: $f = 836.6$ MHz; $\sigma = 0.968$ S/m; $\epsilon_r = 56.174$; $\rho = 1000$ kg/m³ ;
Phantom section: Flat Section

DASY5 Configuration:

- Probe: EX3DV4 - SN7441; ConvF(9.95, 9.95, 9.95); Calibrated: 2017/11/2;
- Sensor-Surface: 1.4mm (Mechanical Surface Detection)
- Electronics: DAE4 Sn1459; Calibrated: 2017/9/15
- Phantom: SAM (30deg probe tilt) with CRP v5.0_20150321; Type: QD000P40CD; Serial: TP:1874
- Measurement SW: DASY52, Version 52.8 (8);

Area Scan (51x61x1): Interpolated grid: dx=1.500 mm, dy=1.500 mm

Maximum value of SAR (interpolated) = 0.152 W/kg

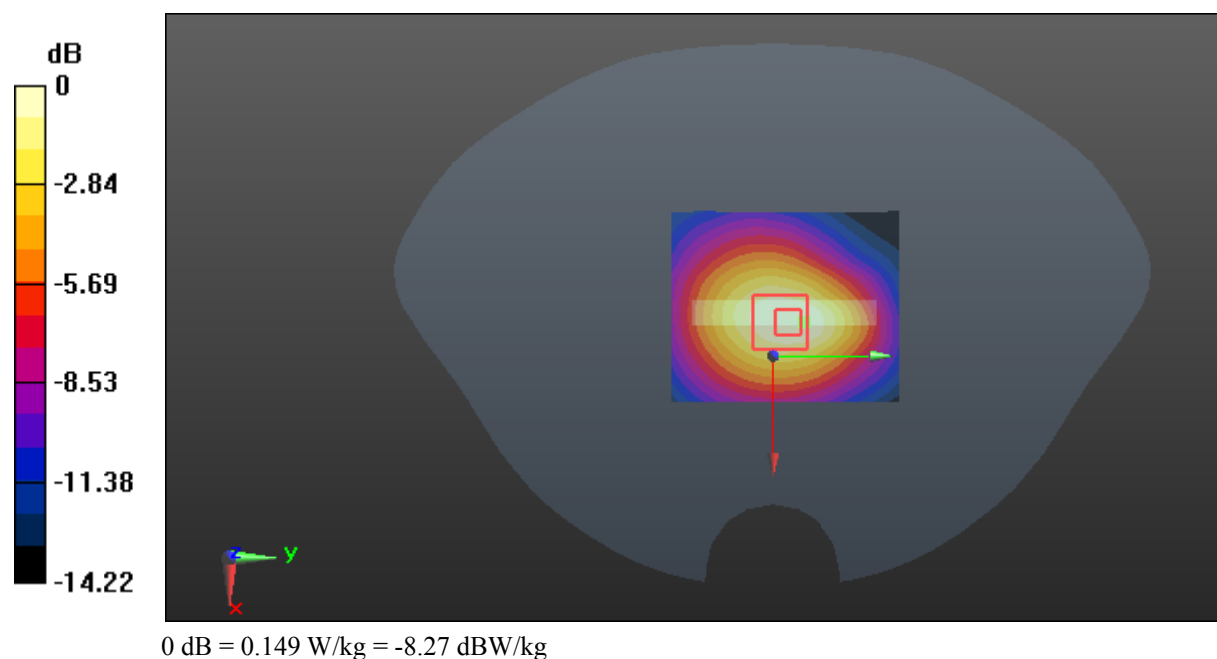
Zoom Scan (5x6x7)/Cube 0: Measurement grid: dx=8mm, dy=8mm, dz=5mm

Reference Value = 12.30 V/m; Power Drift = -0.09 dB

Peak SAR (extrapolated) = 0.227 W/kg

SAR(1 g) = 0.137 W/kg; SAR(10 g) = 0.086 W/kg

Maximum value of SAR (measured) = 0.149 W/kg



Test Plot 33#: LTE Band 2_Head Left Cheek_Middle_1RB**DUT: LTE Mobile Phone; Type: M4 B1; Serial: 17120500621**

Communication System: Generic FDD-LTE; Frequency: 1880 MHz; Duty Cycle: 1:1
Medium parameters used: $f = 1880$ MHz; $\sigma = 1.366$ S/m; $\epsilon_r = 40.314$; $\rho = 1000$ kg/m³ ;
Phantom section: Left Section

DASY5 Configuration:

- Probe: EX3DV4 - SN7441; ConvF(7.9, 7.9, 7.9); Calibrated: 2017/11/2;
- Sensor-Surface: 1.4mm (Mechanical Surface Detection)
- Electronics: DAE4 Sn1459; Calibrated: 2017/9/15
- Phantom: SAM (30deg probe tilt) with CRP v5.0_20150321; Type: QD000P40CD; Serial: TP:1874
- Measurement SW: DASY52, Version 52.8 (8);

Area Scan (71x111x1): Interpolated grid: dx=1.500 mm, dy=1.500 mm

Maximum value of SAR (interpolated) = 0.416 W/kg


Zoom Scan (5x5x7)/Cube 0: Measurement grid: dx=8mm, dy=8mm, dz=5mm

Reference Value = 6.173 V/m; Power Drift = -0.03 dB

Peak SAR (extrapolated) = 0.575 W/kg

SAR(1 g) = 0.378 W/kg; SAR(10 g) = 0.236 W/kg

Maximum value of SAR (measured) = 0.409 W/kg



0 dB = 0.409 W/kg = -3.88 dBW/kg

Test Plot 34#: LTE Band 2_Head Left Cheek_Middle_50%RB**DUT: LTE Mobile Phone; Type: M4 B1; Serial: 17120500621**

Communication System: Generic FDD-LTE; Frequency: 1880 MHz; Duty Cycle: 1:1
Medium parameters used: $f = 1880$ MHz; $\sigma = 1.366$ S/m; $\epsilon_r = 40.314$; $\rho = 1000$ kg/m³ ;
Phantom section: Left Section

DASY5 Configuration:

- Probe: EX3DV4 - SN7441; ConvF(7.9, 7.9, 7.9); Calibrated: 2017/11/2;
- Sensor-Surface: 1.4mm (Mechanical Surface Detection)
- Electronics: DAE4 Sn1459; Calibrated: 2017/9/15
- Phantom: SAM (30deg probe tilt) with CRP v5.0_20150321; Type: QD000P40CD; Serial: TP:1874
- Measurement SW: DASY52, Version 52.8 (8);

Area Scan (71x111x1): Interpolated grid: dx=1.500 mm, dy=1.500 mm

Maximum value of SAR (interpolated) = 0.330 W/kg


Zoom Scan (5x5x7)/Cube 0: Measurement grid: dx=8mm, dy=8mm, dz=5mm

Reference Value = 5.259 V/m; Power Drift = 0.07 dB

Peak SAR (extrapolated) = 0.463 W/kg

SAR(1 g) = 0.302 W/kg; SAR(10 g) = 0.188 W/kg

Maximum value of SAR (measured) = 0.329 W/kg



0 dB = 0.329 W/kg = -4.83 dBW/kg

Test Plot 35#: LTE Band 2_Head Left Tilt_Middle_1RB**DUT: LTE Mobile Phone; Type: M4 B1; Serial: 17120500621**

Communication System: Generic FDD-LTE; Frequency: 1880 MHz; Duty Cycle: 1:1
Medium parameters used: $f = 1880$ MHz; $\sigma = 1.366$ S/m; $\epsilon_r = 40.314$; $\rho = 1000$ kg/m³ ;
Phantom section: Left Section

DASY5 Configuration:

- Probe: EX3DV4 - SN7441; ConvF(7.9, 7.9, 7.9); Calibrated: 2017/11/2;
- Sensor-Surface: 1.4mm (Mechanical Surface Detection)
- Electronics: DAE4 Sn1459; Calibrated: 2017/9/15
- Phantom: SAM (30deg probe tilt) with CRP v5.0_20150321; Type: QD000P40CD; Serial: TP:1874
- Measurement SW: DASY52, Version 52.8 (8);

Area Scan (71x111x1): Interpolated grid: dx=1.500 mm, dy=1.500 mm

Maximum value of SAR (interpolated) = 0.0888 W/kg


Zoom Scan (5x5x7)/Cube 0: Measurement grid: dx=8mm, dy=8mm, dz=5mm

Reference Value = 7.255 V/m; Power Drift = -0.14 dB

Peak SAR (extrapolated) = 0.132 W/kg

SAR(1 g) = 0.078 W/kg; SAR(10 g) = 0.046 W/kg

Maximum value of SAR (measured) = 0.0873 W/kg



0 dB = 0.0873 W/kg = -10.59 dBW/kg

Test Plot 36#: LTE Band 2_Head Left Tilt_Middle_50%RB**DUT: LTE Mobile Phone; Type: M4 B1; Serial: 17120500621**

Communication System: Generic FDD-LTE; Frequency: 1880 MHz; Duty Cycle: 1:1
Medium parameters used: $f = 1880$ MHz; $\sigma = 1.366$ S/m; $\epsilon_r = 40.314$; $\rho = 1000$ kg/m³ ;
Phantom section: Left Section

DASY5 Configuration:

- Probe: EX3DV4 - SN7441; ConvF(7.9, 7.9, 7.9); Calibrated: 2017/11/2;
- Sensor-Surface: 1.4mm (Mechanical Surface Detection)
- Electronics: DAE4 Sn1459; Calibrated: 2017/9/15
- Phantom: SAM (30deg probe tilt) with CRP v5.0_20150321; Type: QD000P40CD; Serial: TP:1874
- Measurement SW: DASY52, Version 52.8 (8);

Area Scan (71x111x1): Interpolated grid: dx=1.500 mm, dy=1.500 mm

Maximum value of SAR (interpolated) = 0.0706 W/kg


Zoom Scan (5x5x7)/Cube 0: Measurement grid: dx=8mm, dy=8mm, dz=5mm

Reference Value = 6.286 V/m; Power Drift = -0.04 dB

Peak SAR (extrapolated) = 0.0950 W/kg

SAR(1 g) = 0.061 W/kg; SAR(10 g) = 0.036 W/kg

Maximum value of SAR (measured) = 0.0704 W/kg



0 dB = 0.0704 W/kg = -11.52 dBW/kg

Test Plot 37#: LTE Band 2_Head Right Cheek_Middle_1RB**DUT: LTE Mobile Phone; Type: M4 B1; Serial: 17120500621**

Communication System: Generic FDD-LTE; Frequency: 1880 MHz; Duty Cycle: 1:1
Medium parameters used: $f = 1880$ MHz; $\sigma = 1.366$ S/m; $\epsilon_r = 40.314$; $\rho = 1000$ kg/m³ ;
Phantom section: Right Section

DASY5 Configuration:

- Probe: EX3DV4 - SN7441; ConvF(7.9, 7.9, 7.9); Calibrated: 2017/11/2;
- Sensor-Surface: 1.4mm (Mechanical Surface Detection)
- Electronics: DAE4 Sn1459; Calibrated: 2017/9/15
- Phantom: SAM (30deg probe tilt) with CRP v5.0_20150321; Type: QD000P40CD; Serial: TP:1874
- Measurement SW: DASY52, Version 52.8 (8);

Area Scan (71x111x1): Interpolated grid: dx=1.500 mm, dy=1.500 mm

Maximum value of SAR (interpolated) = 0.198 W/kg


Zoom Scan (5x5x7)/Cube 0: Measurement grid: dx=8mm, dy=8mm, dz=5mm

Reference Value = 6.261 V/m; Power Drift = -0.11 dB

Peak SAR (extrapolated) = 0.273 W/kg

SAR(1 g) = 0.184 W/kg; SAR(10 g) = 0.121 W/kg

Maximum value of SAR (measured) = 0.198 W/kg



Test Plot 38#: LTE Band 2_Head Right Cheek_Middle_50%RB**DUT: LTE Mobile Phone; Type: M4 B1; Serial: 17120500621**

Communication System: Generic FDD-LTE; Frequency: 1880 MHz; Duty Cycle: 1:1
Medium parameters used: $f = 1880$ MHz; $\sigma = 1.366$ S/m; $\epsilon_r = 40.314$; $\rho = 1000$ kg/m³ ;
Phantom section: Right Section

DASY5 Configuration:

- Probe: EX3DV4 - SN7441; ConvF(7.9, 7.9, 7.9); Calibrated: 2017/11/2;
- Sensor-Surface: 1.4mm (Mechanical Surface Detection)
- Electronics: DAE4 Sn1459; Calibrated: 2017/9/15
- Phantom: SAM (30deg probe tilt) with CRP v5.0_20150321; Type: QD000P40CD; Serial: TP:1874
- Measurement SW: DASY52, Version 52.8 (8);

Area Scan (71x111x1): Interpolated grid: dx=1.500 mm, dy=1.500 mm

Maximum value of SAR (interpolated) = 0.154 W/kg


Zoom Scan (5x5x7)/Cube 0: Measurement grid: dx=8mm, dy=8mm, dz=5mm

Reference Value = 5.986 V/m; Power Drift = -0.11 dB

Peak SAR (extrapolated) = 0.213 W/kg

SAR(1 g) = 0.143 W/kg; SAR(10 g) = 0.095 W/kg

Maximum value of SAR (measured) = 0.153 W/kg



Test Plot 39#: LTE Band 2_Head Right Tilt_Middle_1RB**DUT: LTE Mobile Phone; Type: M4 B1; Serial: 17120500621**

Communication System: Generic FDD-LTE; Frequency: 1880 MHz; Duty Cycle: 1:1
Medium parameters used: $f = 1880$ MHz; $\sigma = 1.366$ S/m; $\epsilon_r = 40.314$; $\rho = 1000$ kg/m³ ;
Phantom section: Right Section

DASY5 Configuration:

- Probe: EX3DV4 - SN7441; ConvF(7.9, 7.9, 7.9); Calibrated: 2017/11/2;
- Sensor-Surface: 1.4mm (Mechanical Surface Detection)
- Electronics: DAE4 Sn1459; Calibrated: 2017/9/15
- Phantom: SAM (30deg probe tilt) with CRP v5.0_20150321; Type: QD000P40CD; Serial: TP:1874
- Measurement SW: DASY52, Version 52.8 (8);

Area Scan (71x111x1): Interpolated grid: dx=1.500 mm, dy=1.500 mm

Maximum value of SAR (interpolated) = 0.113 W/kg


Zoom Scan (6x6x7)/Cube 0: Measurement grid: dx=8mm, dy=8mm, dz=5mm

Reference Value = 7.634 V/m; Power Drift = -0.05 dB

Peak SAR (extrapolated) = 0.168 W/kg

SAR(1 g) = 0.106 W/kg; SAR(10 g) = 0.065 W/kg

Maximum value of SAR (measured) = 0.112 W/kg



0 dB = 0.112 W/kg = -9.51 dBW/kg

Test Plot 40#: LTE Band 2_Head Right Tilt_Middle_50%RB**DUT: LTE Mobile Phone; Type: M4 B1; Serial: 17120500621**

Communication System: Generic FDD-LTE; Frequency: 1880 MHz; Duty Cycle: 1:1
Medium parameters used: $f = 1880$ MHz; $\sigma = 1.366$ S/m; $\epsilon_r = 40.314$; $\rho = 1000$ kg/m³ ;
Phantom section: Right Section

DASY5 Configuration:

- Probe: EX3DV4 - SN7441; ConvF(7.9, 7.9, 7.9); Calibrated: 2017/11/2;
- Sensor-Surface: 1.4mm (Mechanical Surface Detection)
- Electronics: DAE4 Sn1459; Calibrated: 2017/9/15
- Phantom: SAM (30deg probe tilt) with CRP v5.0_20150321; Type: QD000P40CD; Serial: TP:1874
- Measurement SW: DASY52, Version 52.8 (8);

Area Scan (71x111x1): Interpolated grid: dx=1.500 mm, dy=1.500 mm

Maximum value of SAR (interpolated) = 0.0881 W/kg


Zoom Scan (6x5x7)/Cube 0: Measurement grid: dx=8mm, dy=8mm, dz=5mm

Reference Value = 6.934 V/m; Power Drift = -0.04 dB

Peak SAR (extrapolated) = 0.138 W/kg

SAR(1 g) = 0.085 W/kg; SAR(10 g) = 0.052 W/kg

Maximum value of SAR (measured) = 0.0921 W/kg



0 dB = 0.0921 W/kg = -10.36 dBW/kg

Test Plot 41#: LTE Band 2_Body Back_Middle_1RB**DUT: LTE Mobile Phone; Type: M4 B1; Serial: 17120500621**

Communication System: Generic FDD-LTE; Frequency: 1880 MHz; Duty Cycle: 1:1
Medium parameters used: $f = 1880$ MHz; $\sigma = 1.503$ S/m; $\epsilon_r = 54.286$; $\rho = 1000$ kg/m³ ;
Phantom section: Flat Section

DASY5 Configuration:

- Probe: EX3DV4 - SN7441; ConvF(7.79, 7.79, 7.79); Calibrated: 2017/11/2;
- Sensor-Surface: 1.4mm (Mechanical Surface Detection)
- Electronics: DAE4 Sn1459; Calibrated: 2017/9/15
- Phantom: SAM (30deg probe tilt) with CRP v5.0_20150321; Type: QD000P40CD; Serial: TP:1874
- Measurement SW: DASY52, Version 52.8 (8);

Area Scan (71x111x1): Interpolated grid: dx=1.500 mm, dy=1.500 mm

Maximum value of SAR (interpolated) = 0.684 W/kg

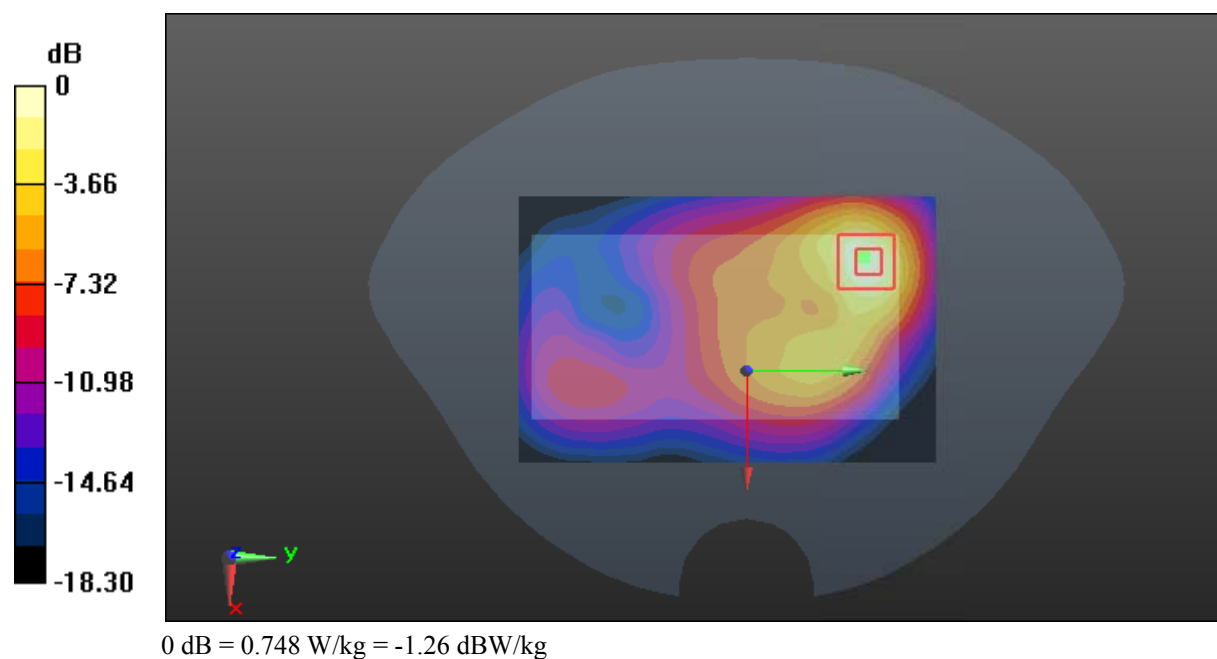
Zoom Scan (5x5x7)/Cube 0: Measurement grid: dx=8mm, dy=8mm, dz=5mm

Reference Value = 11.07 V/m; Power Drift = -0.04 dB

Peak SAR (extrapolated) = 1.27 W/kg

SAR(1 g) = 0.669 W/kg; SAR(10 g) = 0.341 W/kg

Maximum value of SAR (measured) = 0.748 W/kg



Test Plot 42#: LTE Band 2_Body Back_Middle_50%RB**DUT: LTE Mobile Phone; Type: M4 B1; Serial: 17120500621**

Communication System: Generic FDD-LTE; Frequency: 1880 MHz; Duty Cycle: 1:1
Medium parameters used: $f = 1880$ MHz; $\sigma = 1.503$ S/m; $\epsilon_r = 54.286$; $\rho = 1000$ kg/m³ ;
Phantom section: Flat Section

DASY5 Configuration:

- Probe: EX3DV4 - SN7441; ConvF(7.79, 7.79, 7.79); Calibrated: 2017/11/2;
- Sensor-Surface: 1.4mm (Mechanical Surface Detection)
- Electronics: DAE4 Sn1459; Calibrated: 2017/9/15
- Phantom: SAM (30deg probe tilt) with CRP v5.0_20150321; Type: QD000P40CD; Serial: TP:1874
- Measurement SW: DASY52, Version 52.8 (8);

Area Scan (71x111x1): Interpolated grid: dx=1.500 mm, dy=1.500 mm

Maximum value of SAR (interpolated) = 0.553 W/kg

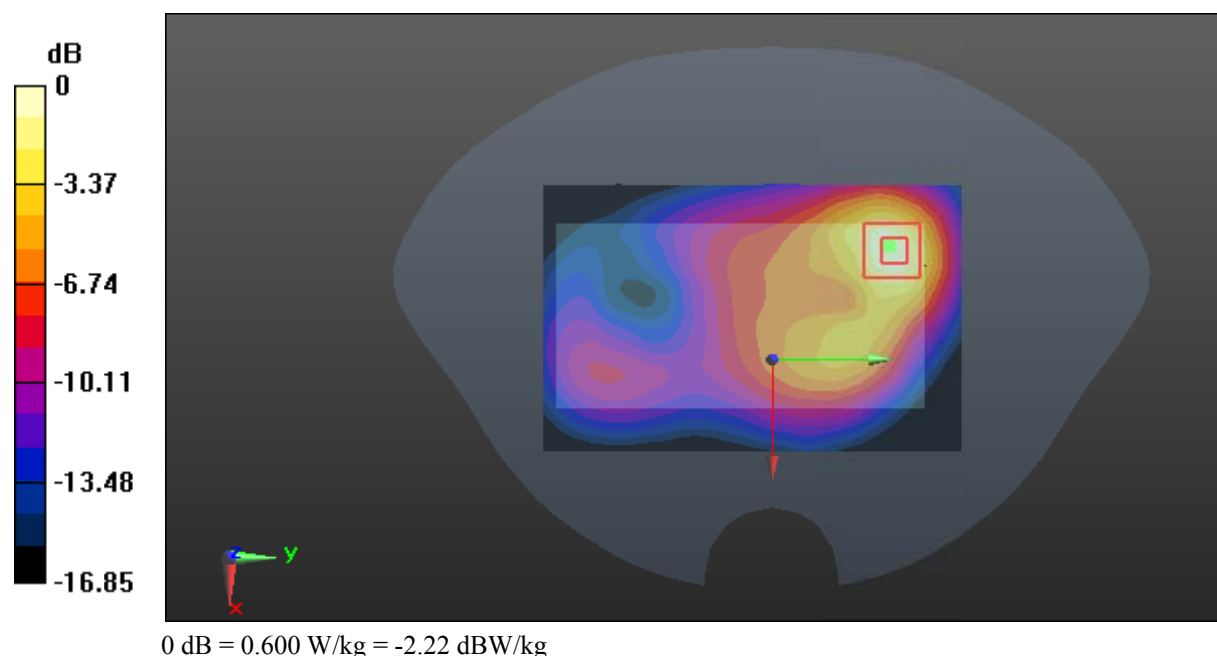
Zoom Scan (5x5x7)/Cube 0: Measurement grid: dx=8mm, dy=8mm, dz=5mm

Reference Value = 9.862 V/m; Power Drift = 0.01 dB

Peak SAR (extrapolated) = 1.03 W/kg

SAR(1 g) = 0.538 W/kg; SAR(10 g) = 0.273 W/kg

Maximum value of SAR (measured) = 0.600 W/kg



Test Plot 43#: LTE Band 2_Body Left_Middle_1RB**DUT: LTE Mobile Phone; Type: M4 B1; Serial: 17120500621**

Communication System: Generic FDD-LTE; Frequency: 1880 MHz; Duty Cycle: 1:1
Medium parameters used: $f = 1880$ MHz; $\sigma = 1.503$ S/m; $\epsilon_r = 54.286$; $\rho = 1000$ kg/m³ ;
Phantom section: Flat Section

DASY5 Configuration:

- Probe: EX3DV4 - SN7441; ConvF(7.79, 7.79, 7.79); Calibrated: 2017/11/2;
- Sensor-Surface: 1.4mm (Mechanical Surface Detection)
- Electronics: DAE4 Sn1459; Calibrated: 2017/9/15
- Phantom: SAM (30deg probe tilt) with CRP v5.0_20150321; Type: QD000P40CD; Serial: TP:1874
- Measurement SW: DASY52, Version 52.8 (8);

Area Scan (51x111x1): Interpolated grid: dx=1.500 mm, dy=1.500 mm

Maximum value of SAR (interpolated) = 0.245 W/kg

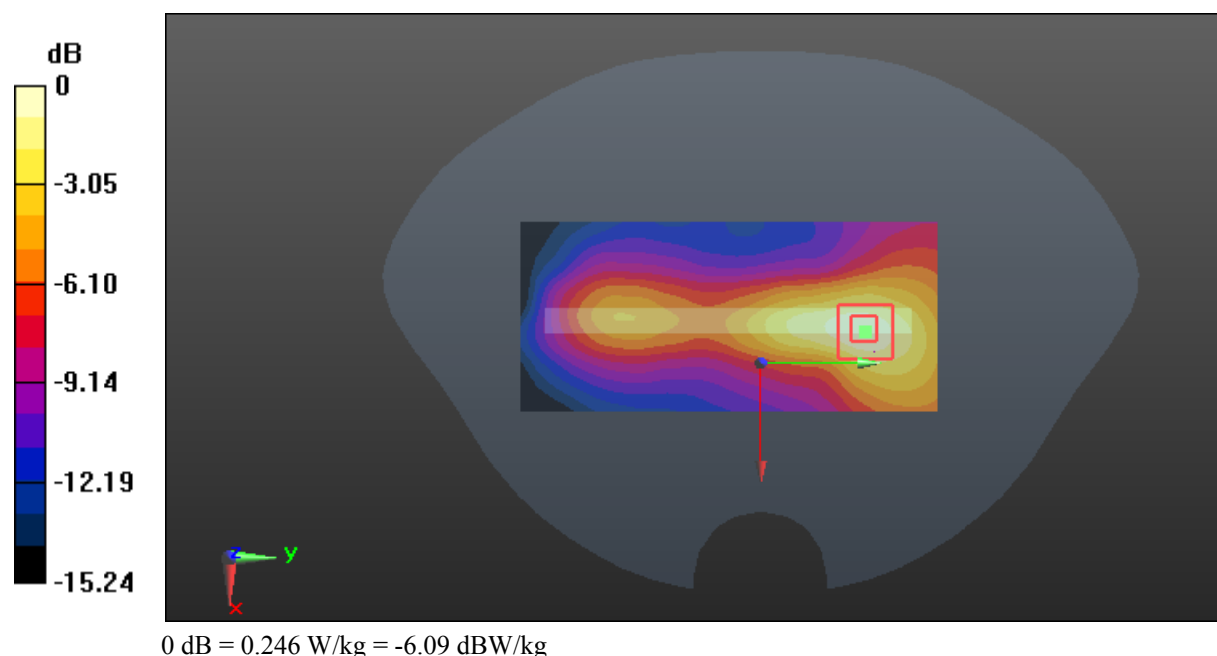
Zoom Scan (5x5x7)/Cube 0: Measurement grid: dx=8mm, dy=8mm, dz=5mm

Reference Value = 8.927 V/m; Power Drift = -0.05 dB

Peak SAR (extrapolated) = 0.424 W/kg

SAR(1 g) = 0.222 W/kg; SAR(10 g) = 0.122 W/kg

Maximum value of SAR (measured) = 0.246 W/kg



Test Plot 44#: LTE Band 2_Body Left_Middle_50%RB**DUT: LTE Mobile Phone; Type: M4 B1; Serial: 17120500621**

Communication System: Generic FDD-LTE; Frequency: 1880 MHz; Duty Cycle: 1:1
Medium parameters used: $f = 1880$ MHz; $\sigma = 1.503$ S/m; $\epsilon_r = 54.286$; $\rho = 1000$ kg/m³ ;
Phantom section: Flat Section

DASY5 Configuration:

- Probe: EX3DV4 - SN7441; ConvF(7.79, 7.79, 7.79); Calibrated: 2017/11/2;
- Sensor-Surface: 1.4mm (Mechanical Surface Detection)
- Electronics: DAE4 Sn1459; Calibrated: 2017/9/15
- Phantom: SAM (30deg probe tilt) with CRP v5.0_20150321; Type: QD000P40CD; Serial: TP:1874
- Measurement SW: DASY52, Version 52.8 (8);

Area Scan (51x111x1): Interpolated grid: dx=1.500 mm, dy=1.500 mm

Maximum value of SAR (interpolated) = 0.199 W/kg

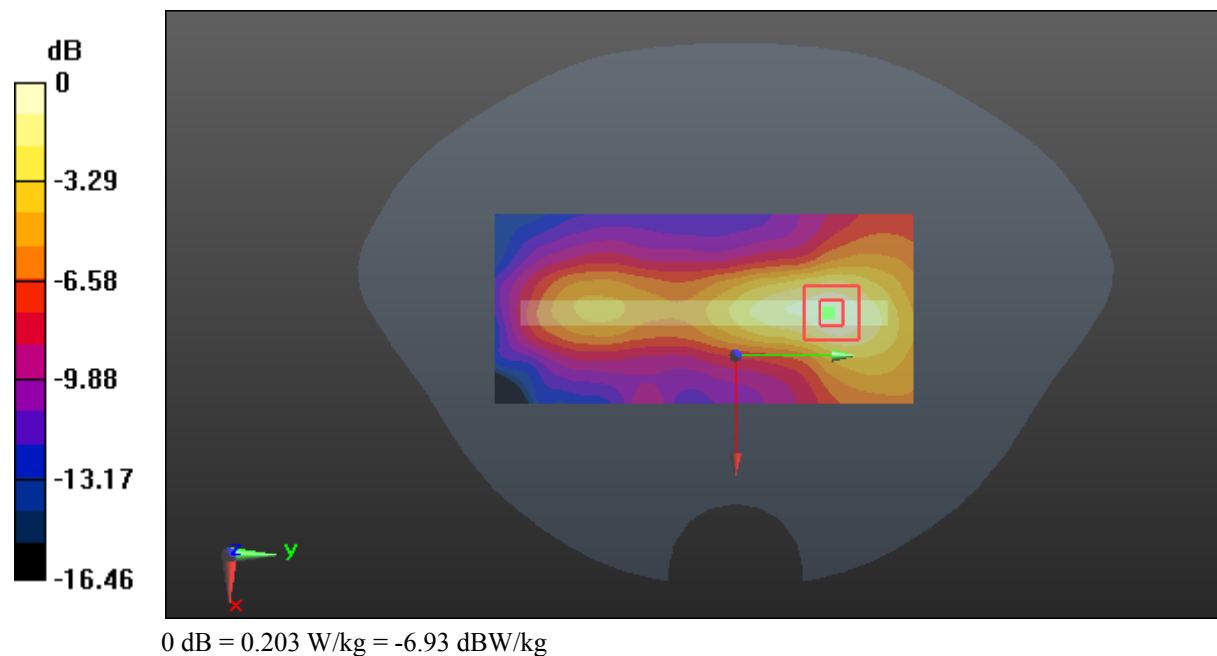
Zoom Scan (5x5x7)/Cube 0: Measurement grid: dx=8mm, dy=8mm, dz=5mm

Reference Value = 8.599 V/m; Power Drift = -0.11 dB

Peak SAR (extrapolated) = 0.342 W/kg

SAR(1 g) = 0.183 W/kg; SAR(10 g) = 0.101 W/kg

Maximum value of SAR (measured) = 0.203 W/kg



Test Plot 45#: LTE Band 2_Body Bottom_Middle_1RB**DUT: LTE Mobile Phone; Type: M4 B1; Serial: 17120500621**

Communication System: Generic FDD-LTE; Frequency: 1880 MHz; Duty Cycle: 1:1
Medium parameters used: $f = 1880$ MHz; $\sigma = 1.503$ S/m; $\epsilon_r = 54.286$; $\rho = 1000$ kg/m³ ;
Phantom section: Flat Section

DASY5 Configuration:

- Probe: EX3DV4 - SN7441; ConvF(7.79, 7.79, 7.79); Calibrated: 2017/11/2;
- Sensor-Surface: 1.4mm (Mechanical Surface Detection)
- Electronics: DAE4 Sn1459; Calibrated: 2017/9/15
- Phantom: SAM (30deg probe tilt) with CRP v5.0_20150321; Type: QD000P40CD; Serial: TP:1874
- Measurement SW: DASY52, Version 52.8 (8);

Area Scan (51x61x1): Interpolated grid: dx=1.500 mm, dy=1.500 mm

Maximum value of SAR (interpolated) = 0.744 W/kg

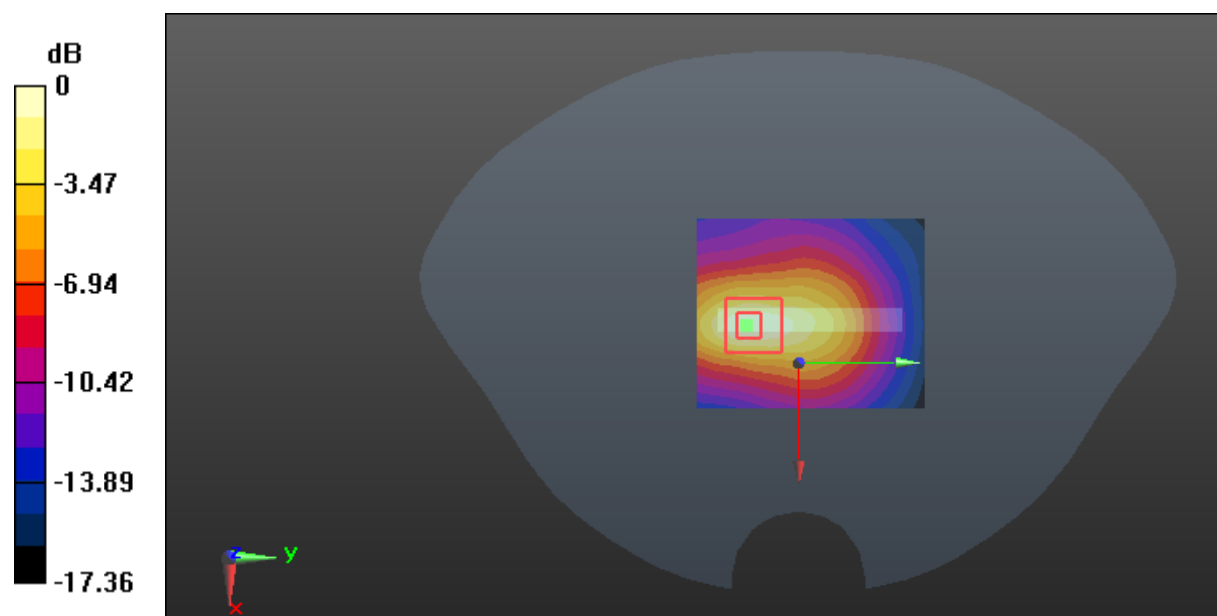
Zoom Scan (5x5x7)/Cube 0: Measurement grid: dx=8mm, dy=8mm, dz=5mm

Reference Value = 18.48 V/m; Power Drift = -0.01 dB

Peak SAR (extrapolated) = 1.21 W/kg

SAR(1 g) = 0.652 W/kg; SAR(10 g) = 0.340 W/kg

Maximum value of SAR (measured) = 0.739 W/kg



0 dB = 0.739 W/kg = -1.31 dBW/kg

Test Plot 46#: LTE Band 2_Body Bottom_Middle_50%RB**DUT: LTE Mobile Phone; Type: M4 B1; Serial: 17120500621**

Communication System: Generic FDD-LTE; Frequency: 1880 MHz; Duty Cycle: 1:1
Medium parameters used: $f = 1880$ MHz; $\sigma = 1.503$ S/m; $\epsilon_r = 54.286$; $\rho = 1000$ kg/m³ ;
Phantom section: Flat Section

DASY5 Configuration:

- Probe: EX3DV4 - SN7441; ConvF(7.79, 7.79, 7.79); Calibrated: 2017/11/2;
- Sensor-Surface: 1.4mm (Mechanical Surface Detection)
- Electronics: DAE4 Sn1459; Calibrated: 2017/9/15
- Phantom: SAM (30deg probe tilt) with CRP v5.0_20150321; Type: QD000P40CD; Serial: TP:1874
- Measurement SW: DASY52, Version 52.8 (8);

Area Scan (51x61x1): Interpolated grid: dx=1.500 mm, dy=1.500 mm

Maximum value of SAR (interpolated) = 0.613 W/kg

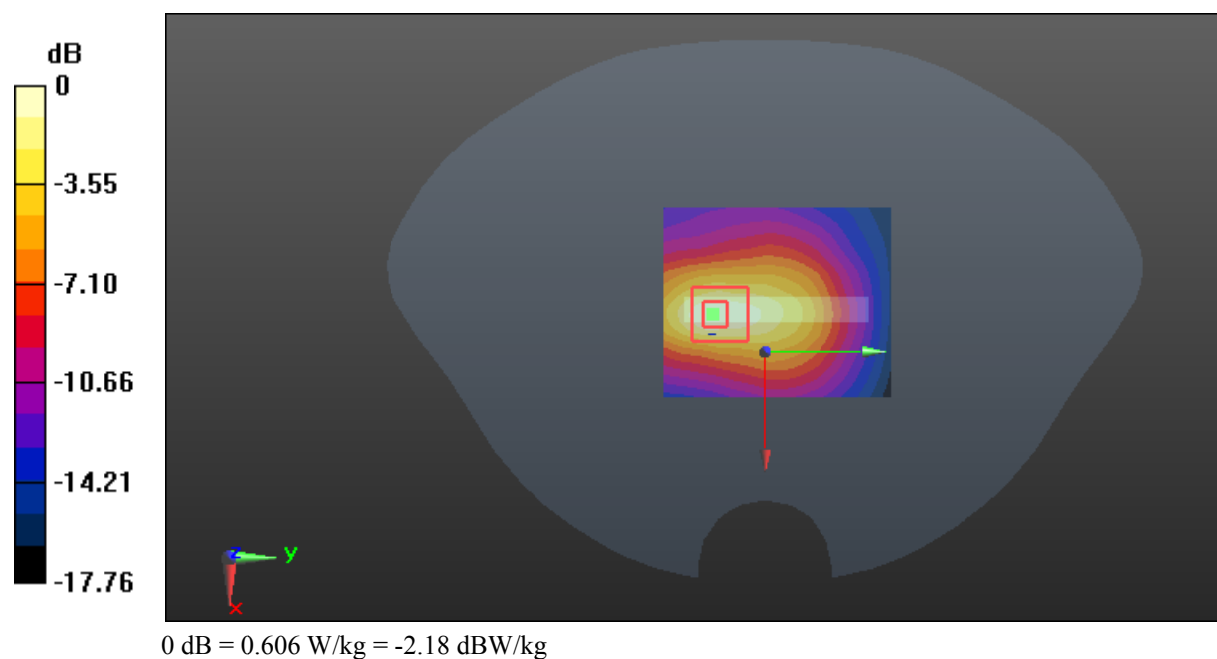
Zoom Scan (5x5x7)/Cube 0: Measurement grid: dx=8mm, dy=8mm, dz=5mm

Reference Value = 16.81 V/m; Power Drift = -0.04 dB

Peak SAR (extrapolated) = 1.01 W/kg

SAR(1 g) = 0.536 W/kg; SAR(10 g) = 0.278 W/kg

Maximum value of SAR (measured) = 0.606 W/kg



Test Plot 47#: LTE Band 4_Head Left Cheek_Middle_1RB**DUT: LTE Mobile Phone; Type: M4 B1; Serial: 17120500621**

Communication System: Generic FDD-LTE; Frequency: 1732.5 MHz; Duty Cycle: 1:1
Medium parameters used: $f = 1732.5$ MHz; $\sigma = 1.347$ S/m; $\epsilon_r = 41.211$; $\rho = 1000$ kg/m³ ;
Phantom section: Left Section

DASY5 Configuration:

- Probe: EX3DV4 - SN7441; ConvF(8.22, 8.22, 8.22); Calibrated: 2017/11/2;
- Sensor-Surface: 1.4mm (Mechanical Surface Detection)
- Electronics: DAE4 Sn1459; Calibrated: 2017/9/15
- Phantom: SAM (30deg probe tilt) with CRP v5.0_20150321; Type: QD000P40CD; Serial: TP:1874
- Measurement SW: DASY52, Version 52.8 (8);

Area Scan (71x111x1): Interpolated grid: dx=1.500 mm, dy=1.500 mm

Maximum value of SAR (interpolated) = 0.374 W/kg


Zoom Scan (5x5x7)/Cube 0: Measurement grid: dx=8mm, dy=8mm, dz=5mm

Reference Value = 5.877 V/m; Power Drift = -0.16 dB

Peak SAR (extrapolated) = 0.477 W/kg

SAR(1 g) = 0.339 W/kg; SAR(10 g) = 0.228 W/kg

Maximum value of SAR (measured) = 0.363 W/kg



0 dB = 0.363 W/kg = -4.40 dBW/kg

Test Plot 48#: LTE Band 4_Head Left Cheek_Middle_50%RB**DUT: LTE Mobile Phone; Type: M4 B1; Serial: 17120500621**

Communication System: Generic FDD-LTE; Frequency: 1732.5 MHz; Duty Cycle: 1:1
Medium parameters used: $f = 1732.5$ MHz; $\sigma = 1.347$ S/m; $\epsilon_r = 41.211$; $\rho = 1000$ kg/m³ ;
Phantom section: Left Section

DASY5 Configuration:

- Probe: EX3DV4 - SN7441; ConvF(8.22, 8.22, 8.22); Calibrated: 2017/11/2;
- Sensor-Surface: 1.4mm (Mechanical Surface Detection)
- Electronics: DAE4 Sn1459; Calibrated: 2017/9/15
- Phantom: SAM (30deg probe tilt) with CRP v5.0_20150321; Type: QD000P40CD; Serial: TP:1874
- Measurement SW: DASY52, Version 52.8 (8);

Area Scan (71x111x1): Interpolated grid: dx=1.500 mm, dy=1.500 mm

Maximum value of SAR (interpolated) = 0.297 W/kg


Zoom Scan (5x5x7)/Cube 0: Measurement grid: dx=8mm, dy=8mm, dz=5mm

Reference Value = 4.971 V/m; Power Drift = -0.07 dB

Peak SAR (extrapolated) = 0.368 W/kg

SAR(1 g) = 0.267 W/kg; SAR(10 g) = 0.181 W/kg

Maximum value of SAR (measured) = 0.287 W/kg



0 dB = 0.287 W/kg = -5.42 dBW/kg

Test Plot 49#: LTE Band 4_Head Left Tilt_Middle_1RB**DUT: LTE Mobile Phone; Type: M4 B1; Serial: 17120500621**

Communication System: Generic FDD-LTE; Frequency: 1732.5 MHz; Duty Cycle: 1:1
Medium parameters used: $f = 1732.5$ MHz; $\sigma = 1.347$ S/m; $\epsilon_r = 41.211$; $\rho = 1000$ kg/m³ ;
Phantom section: Left Section

DASY5 Configuration:

- Probe: EX3DV4 - SN7441; ConvF(8.22, 8.22, 8.22); Calibrated: 2017/11/2;
- Sensor-Surface: 1.4mm (Mechanical Surface Detection)
- Electronics: DAE4 Sn1459; Calibrated: 2017/9/15
- Phantom: SAM (30deg probe tilt) with CRP v5.0_20150321; Type: QD000P40CD; Serial: TP:1874
- Measurement SW: DASY52, Version 52.8 (8);

Area Scan (71x111x1): Interpolated grid: dx=1.500 mm, dy=1.500 mm

Maximum value of SAR (interpolated) = 0.102 W/kg


Zoom Scan (5x5x7)/Cube 0: Measurement grid: dx=8mm, dy=8mm, dz=5mm

Reference Value = 6.851 V/m; Power Drift = -0.14 dB

Peak SAR (extrapolated) = 0.122 W/kg

SAR(1 g) = 0.093 W/kg; SAR(10 g) = 0.067 W/kg

Maximum value of SAR (measured) = 0.0984 W/kg



0 dB = 0.0984 W/kg = -10.07 dBW/kg

Test Plot 50#: LTE Band 4_Head Left Tilt_Middle_50%RB**DUT: LTE Mobile Phone; Type: M4 B1; Serial: 17120500621**

Communication System: Generic FDD-LTE; Frequency: 1732.5 MHz; Duty Cycle: 1:1
Medium parameters used: $f = 1732.5$ MHz; $\sigma = 1.347$ S/m; $\epsilon_r = 41.211$; $\rho = 1000$ kg/m³ ;
Phantom section: Left Section

DASY5 Configuration:

- Probe: EX3DV4 - SN7441; ConvF(8.22, 8.22, 8.22); Calibrated: 2017/11/2;
- Sensor-Surface: 1.4mm (Mechanical Surface Detection)
- Electronics: DAE4 Sn1459; Calibrated: 2017/9/15
- Phantom: SAM (30deg probe tilt) with CRP v5.0_20150321; Type: QD000P40CD; Serial: TP:1874
- Measurement SW: DASY52, Version 52.8 (8);

Area Scan (71x111x1): Interpolated grid: dx=1.500 mm, dy=1.500 mm

Maximum value of SAR (interpolated) = 0.0812 W/kg


Zoom Scan (5x5x7)/Cube 0: Measurement grid: dx=8mm, dy=8mm, dz=5mm

Reference Value = 5.972 V/m; Power Drift = -0.04 dB

Peak SAR (extrapolated) = 0.0990 W/kg

SAR(1 g) = 0.074 W/kg; SAR(10 g) = 0.053 W/kg

Maximum value of SAR (measured) = 0.0777 W/kg



0 dB = 0.0777 W/kg = -11.10 dBW/kg

Test Plot 51#: LTE Band 4_Head Right Cheek_Middle_1RB**DUT: LTE Mobile Phone; Type: M4 B1; Serial: 17120500621**

Communication System: Generic FDD-LTE; Frequency: 1732.5 MHz; Duty Cycle: 1:1
Medium parameters used: $f = 1732.5$ MHz; $\sigma = 1.347$ S/m; $\epsilon_r = 41.211$; $\rho = 1000$ kg/m³ ;
Phantom section: Right Section

DASY5 Configuration:

- Probe: EX3DV4 - SN7441; ConvF(8.22, 8.22, 8.22); Calibrated: 2017/11/2;
- Sensor-Surface: 1.4mm (Mechanical Surface Detection)
- Electronics: DAE4 Sn1459; Calibrated: 2017/9/15
- Phantom: SAM (30deg probe tilt) with CRP v5.0_20150321; Type: QD000P40CD; Serial: TP:1874
- Measurement SW: DASY52, Version 52.8 (8);

Area Scan (71x111x1): Interpolated grid: dx=1.500 mm, dy=1.500 mm

Maximum value of SAR (interpolated) = 0.216 W/kg


Zoom Scan (5x5x7)/Cube 0: Measurement grid: dx=8mm, dy=8mm, dz=5mm

Reference Value = 4.759 V/m; Power Drift = 0.18 dB

Peak SAR (extrapolated) = 0.280 W/kg

SAR(1 g) = 0.200 W/kg; SAR(10 g) = 0.138 W/kg

Maximum value of SAR (measured) = 0.214 W/kg



0 dB = 0.214 W/kg = -6.70 dBW/kg

Test Plot 52#: LTE Band 4_Head Right Cheek_Middle_50%RB**DUT: LTE Mobile Phone; Type: M4 B1; Serial: 17120500621**

Communication System: Generic FDD-LTE; Frequency: 1732.5 MHz; Duty Cycle: 1:1
Medium parameters used: $f = 1732.5$ MHz; $\sigma = 1.347$ S/m; $\epsilon_r = 41.211$; $\rho = 1000$ kg/m³ ;
Phantom section: Right Section

DASY5 Configuration:

- Probe: EX3DV4 - SN7441; ConvF(8.22, 8.22, 8.22); Calibrated: 2017/11/2;
- Sensor-Surface: 1.4mm (Mechanical Surface Detection)
- Electronics: DAE4 Sn1459; Calibrated: 2017/9/15
- Phantom: SAM (30deg probe tilt) with CRP v5.0_20150321; Type: QD000P40CD; Serial: TP:1874
- Measurement SW: DASY52, Version 52.8 (8);

Area Scan (71x111x1): Interpolated grid: dx=1.500 mm, dy=1.500 mm

Maximum value of SAR (interpolated) = 0.172 W/kg


Zoom Scan (5x5x7)/Cube 0: Measurement grid: dx=8mm, dy=8mm, dz=5mm

Reference Value = 4.379 V/m; Power Drift = 0.01 dB

Peak SAR (extrapolated) = 0.217 W/kg

SAR(1 g) = 0.157 W/kg; SAR(10 g) = 0.109 W/kg

Maximum value of SAR (measured) = 0.169 W/kg



Test Plot 53#: LTE Band 4_Head Right Tilt_Middle_1RB**DUT: LTE Mobile Phone; Type: M4 B1; Serial: 17120500621**

Communication System: Generic FDD-LTE; Frequency: 1732.5 MHz; Duty Cycle: 1:1
Medium parameters used: $f = 1732.5$ MHz; $\sigma = 1.347$ S/m; $\epsilon_r = 41.211$; $\rho = 1000$ kg/m³ ;
Phantom section: Right Section

DASY5 Configuration:

- Probe: EX3DV4 - SN7441; ConvF(8.22, 8.22, 8.22); Calibrated: 2017/11/2;
- Sensor-Surface: 1.4mm (Mechanical Surface Detection)
- Electronics: DAE4 Sn1459; Calibrated: 2017/9/15
- Phantom: SAM (30deg probe tilt) with CRP v5.0_20150321; Type: QD000P40CD; Serial: TP:1874
- Measurement SW: DASY52, Version 52.8 (8);

Area Scan (71x111x1): Interpolated grid: dx=1.500 mm, dy=1.500 mm

Maximum value of SAR (interpolated) = 0.0636 W/kg


Zoom Scan (6x6x7)/Cube 0: Measurement grid: dx=8mm, dy=8mm, dz=5mm

Reference Value = 6.257 V/m; Power Drift = 0.05 dB

Peak SAR (extrapolated) = 0.0780 W/kg

SAR(1 g) = 0.060 W/kg; SAR(10 g) = 0.044 W/kg

Maximum value of SAR (measured) = 0.0636 W/kg



0 dB = 0.0636 W/kg = -11.97 dBW/kg

Test Plot 54#: LTE Band 4_Head Right Tilt_Middle_50%RB**DUT: LTE Mobile Phone; Type: M4 B1; Serial: 17120500621**

Communication System: Generic FDD-LTE; Frequency: 1732.5 MHz; Duty Cycle: 1:1
Medium parameters used: $f = 1732.5$ MHz; $\sigma = 1.347$ S/m; $\epsilon_r = 41.211$; $\rho = 1000$ kg/m³ ;
Phantom section: Right Section

DASY5 Configuration:

- Probe: EX3DV4 - SN7441; ConvF(8.22, 8.22, 8.22); Calibrated: 2017/11/2;
- Sensor-Surface: 1.4mm (Mechanical Surface Detection)
- Electronics: DAE4 Sn1459; Calibrated: 2017/9/15
- Phantom: SAM (30deg probe tilt) with CRP v5.0_20150321; Type: QD000P40CD; Serial: TP:1874
- Measurement SW: DASY52, Version 52.8 (8);

Area Scan (71x111x1): Interpolated grid: dx=1.500 mm, dy=1.500 mm

Maximum value of SAR (interpolated) = 0.0528 W/kg


Zoom Scan (6x6x7)/Cube 0: Measurement grid: dx=8mm, dy=8mm, dz=5mm

Reference Value = 5.480 V/m; Power Drift = 0.00 dB

Peak SAR (extrapolated) = 0.0670 W/kg

SAR(1 g) = 0.050 W/kg; SAR(10 g) = 0.037 W/kg

Maximum value of SAR (measured) = 0.0536 W/kg



0 dB = 0.0536 W/kg = -12.71 dBW/kg

Test Plot 55#: LTE Band 4_Body Back_Middle_1RB**DUT: LTE Mobile Phone; Type: M4 B1; Serial: 17120500621**

Communication System: Generic FDD-LTE; Frequency: 1732.5 MHz; Duty Cycle: 1:1
Medium parameters used: $f = 1732.5$ MHz; $\sigma = 1.459$ S/m; $\epsilon_r = 54.415$; $\rho = 1000$ kg/m³ ;
Phantom section: Flat Section

DASY5 Configuration:

- Probe: EX3DV4 - SN7441; ConvF(8.04, 8.04, 8.04); Calibrated: 2017/11/2;
- Sensor-Surface: 1.4mm (Mechanical Surface Detection)
- Electronics: DAE4 Sn1459; Calibrated: 2017/9/15
- Phantom: SAM (30deg probe tilt) with CRP v5.0_20150321; Type: QD000P40CD; Serial: TP:1874
- Measurement SW: DASY52, Version 52.8 (8);

Area Scan (71x111x1): Interpolated grid: dx=1.500 mm, dy=1.500 mm

Maximum value of SAR (interpolated) = 0.662 W/kg

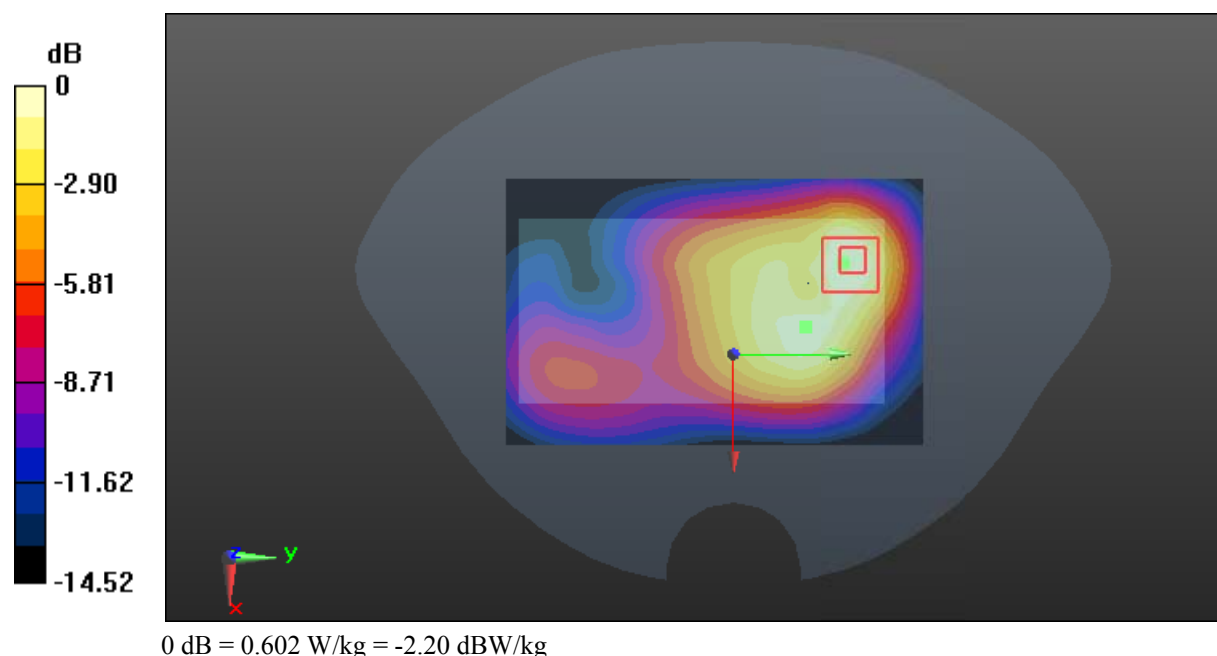
Zoom Scan (5x5x7)/Cube 0: Measurement grid: dx=8mm, dy=8mm, dz=5mm

Reference Value = 14.84 V/m; Power Drift = -0.01 dB

Peak SAR (extrapolated) = 0.976 W/kg

SAR(1 g) = 0.577 W/kg; SAR(10 g) = 0.326 W/kg

Maximum value of SAR (measured) = 0.602 W/kg



Test Plot 56#: LTE Band 4_Body Back_Middle_50%RB**DUT: LTE Mobile Phone; Type: M4 B1; Serial: 17120500621**

Communication System: Generic FDD-LTE; Frequency: 1732.5 MHz; Duty Cycle: 1:1
Medium parameters used: $f = 1732.5$ MHz; $\sigma = 1.459$ S/m; $\epsilon_r = 54.415$; $\rho = 1000$ kg/m³ ;
Phantom section: Flat Section

DASY5 Configuration:

- Probe: EX3DV4 - SN7441; ConvF(8.04, 8.04, 8.04); Calibrated: 2017/11/2;
- Sensor-Surface: 1.4mm (Mechanical Surface Detection)
- Electronics: DAE4 Sn1459; Calibrated: 2017/9/15
- Phantom: SAM (30deg probe tilt) with CRP v5.0_20150321; Type: QD000P40CD; Serial: TP:1874
- Measurement SW: DASY52, Version 52.8 (8);

Area Scan (71x111x1): Interpolated grid: dx=1.500 mm, dy=1.500 mm

Maximum value of SAR (interpolated) = 0.539 W/kg

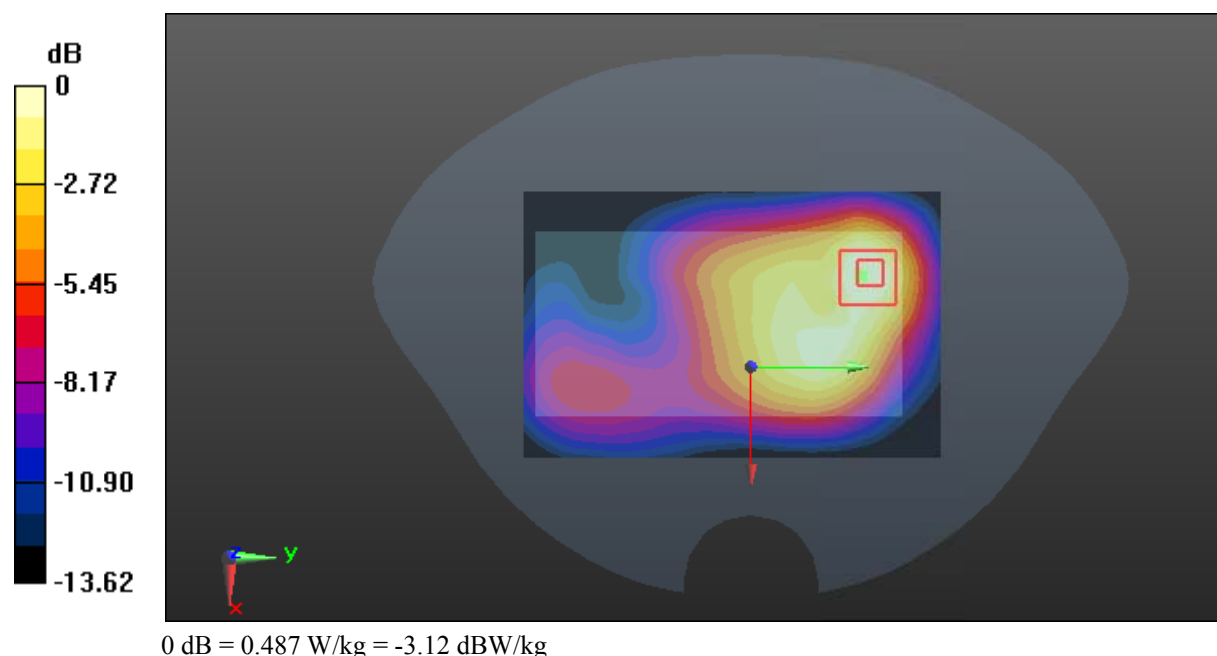
Zoom Scan (5x5x7)/Cube 0: Measurement grid: dx=8mm, dy=8mm, dz=5mm

Reference Value = 13.36 V/m; Power Drift = -0.01 dB

Peak SAR (extrapolated) = 0.769 W/kg

SAR(1 g) = 0.466 W/kg; SAR(10 g) = 0.264 W/kg

Maximum value of SAR (measured) = 0.487 W/kg



Test Plot 57#: LTE Band 4_Body Left_Middle_1RB**DUT: LTE Mobile Phone; Type: M4 B1; Serial: 17120500621**

Communication System: Generic FDD-LTE; Frequency: 1732.5 MHz; Duty Cycle: 1:1
Medium parameters used: $f = 1732.5$ MHz; $\sigma = 1.459$ S/m; $\epsilon_r = 54.415$; $\rho = 1000$ kg/m³ ;
Phantom section: Flat Section

DASY5 Configuration:

- Probe: EX3DV4 - SN7441; ConvF(8.04, 8.04, 8.04); Calibrated: 2017/11/2;
- Sensor-Surface: 1.4mm (Mechanical Surface Detection)
- Electronics: DAE4 Sn1459; Calibrated: 2017/9/15
- Phantom: SAM (30deg probe tilt) with CRP v5.0_20150321; Type: QD000P40CD; Serial: TP:1874
- Measurement SW: DASY52, Version 52.8 (8);

Area Scan (51x111x1): Interpolated grid: dx=1.500 mm, dy=1.500 mm

Maximum value of SAR (interpolated) = 0.0811 W/kg

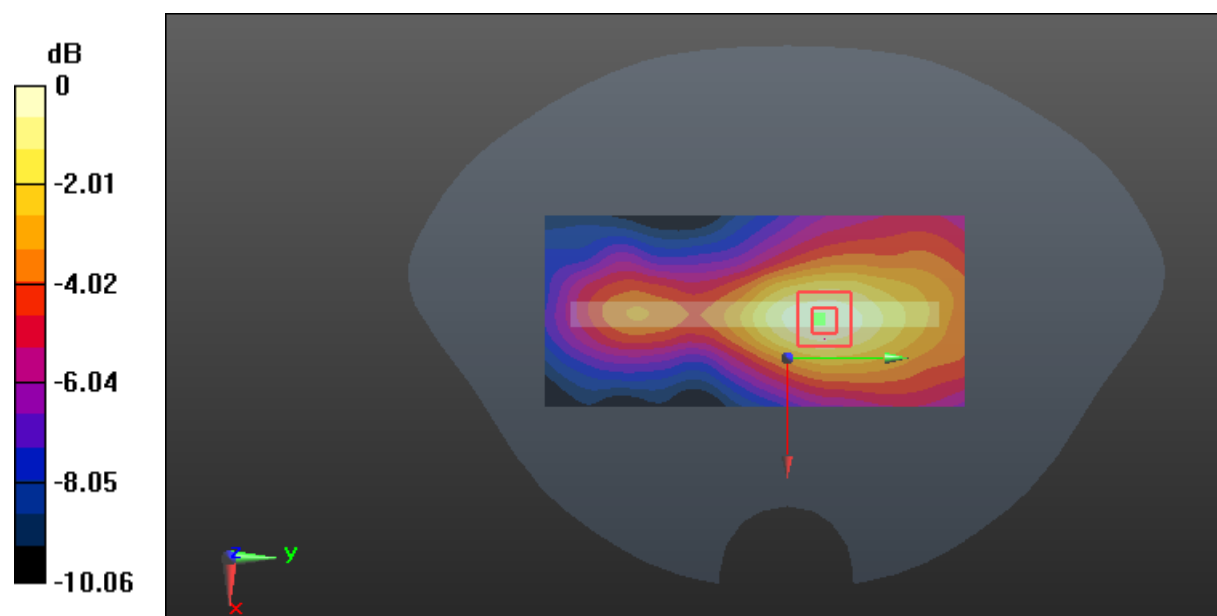
Zoom Scan (5x5x7)/Cube 0: Measurement grid: dx=8mm, dy=8mm, dz=5mm

Reference Value = 6.766 V/m; Power Drift = -0.07 dB

Peak SAR (extrapolated) = 0.107 W/kg

SAR(1 g) = 0.074 W/kg; SAR(10 g) = 0.048 W/kg

Maximum value of SAR (measured) = 0.0803 W/kg



0 dB = 0.0803 W/kg = -10.95 dBW/kg

Test Plot 58#: LTE Band 4_Body Left_Middle_50%RB**DUT: LTE Mobile Phone; Type: M4 B1; Serial: 17120500621**

Communication System: Generic FDD-LTE; Frequency: 1732.5 MHz; Duty Cycle: 1:1
Medium parameters used: $f = 1732.5$ MHz; $\sigma = 1.459$ S/m; $\epsilon_r = 54.415$; $\rho = 1000$ kg/m³ ;
Phantom section: Flat Section

DASY5 Configuration:

- Probe: EX3DV4 - SN7441; ConvF(8.04, 8.04, 8.04); Calibrated: 2017/11/2;
- Sensor-Surface: 1.4mm (Mechanical Surface Detection)
- Electronics: DAE4 Sn1459; Calibrated: 2017/9/15
- Phantom: SAM (30deg probe tilt) with CRP v5.0_20150321; Type: QD000P40CD; Serial: TP:1874
- Measurement SW: DASY52, Version 52.8 (8);

Area Scan (51x111x1): Interpolated grid: dx=1.500 mm, dy=1.500 mm

Maximum value of SAR (interpolated) = 0.0623 W/kg

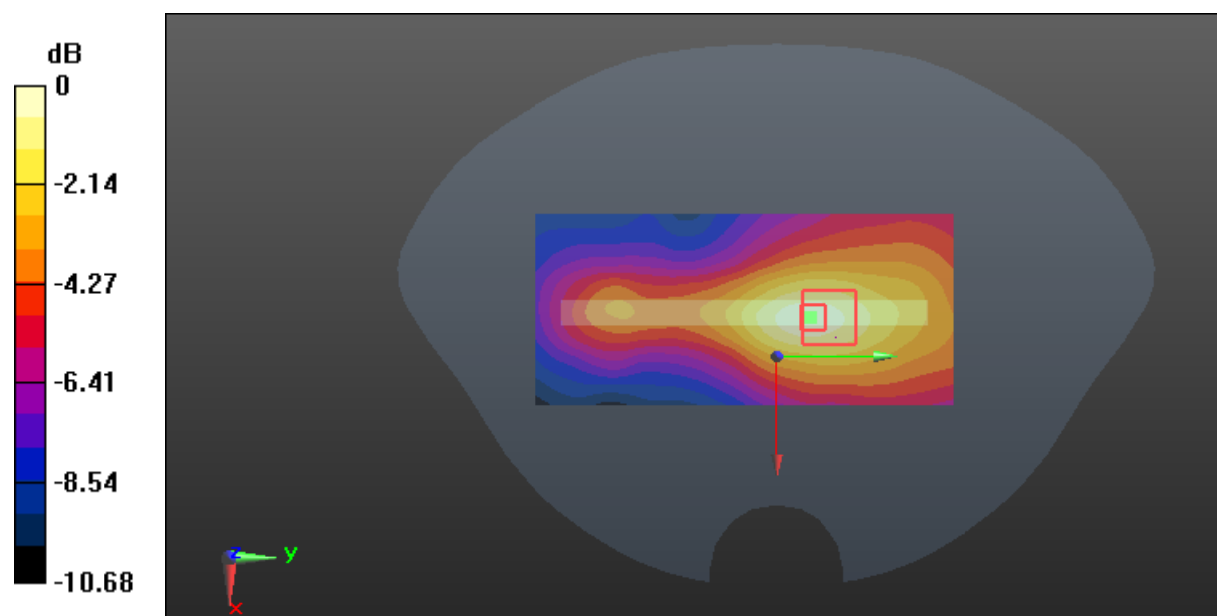
Zoom Scan (5x6x7)/Cube 0: Measurement grid: dx=8mm, dy=8mm, dz=5mm

Reference Value = 6.054 V/m; Power Drift = -0.10 dB

Peak SAR (extrapolated) = 0.0760 W/kg

SAR(1 g) = 0.056 W/kg; SAR(10 g) = 0.037 W/kg

Maximum value of SAR (measured) = 0.0648 W/kg



0 dB = 0.0648 W/kg = -11.88 dBW/kg

Test Plot 59#: LTE Band 4_Body Bottom_Middle_1RB**DUT: LTE Mobile Phone; Type: M4 B1; Serial: 17120500621**

Communication System: Generic FDD-LTE; Frequency: 1732.5 MHz; Duty Cycle: 1:1
Medium parameters used: $f = 1732.5$ MHz; $\sigma = 1.459$ S/m; $\epsilon_r = 54.415$; $\rho = 1000$ kg/m³ ;
Phantom section: Flat Section

DASY5 Configuration:

- Probe: EX3DV4 - SN7441; ConvF(8.04, 8.04, 8.04); Calibrated: 2017/11/2;
- Sensor-Surface: 1.4mm (Mechanical Surface Detection)
- Electronics: DAE4 Sn1459; Calibrated: 2017/9/15
- Phantom: SAM (30deg probe tilt) with CRP v5.0_20150321; Type: QD000P40CD; Serial: TP:1874
- Measurement SW: DASY52, Version 52.8 (8);

Area Scan (51x61x1): Interpolated grid: dx=1.500 mm, dy=1.500 mm

Maximum value of SAR (interpolated) = 0.761 W/kg

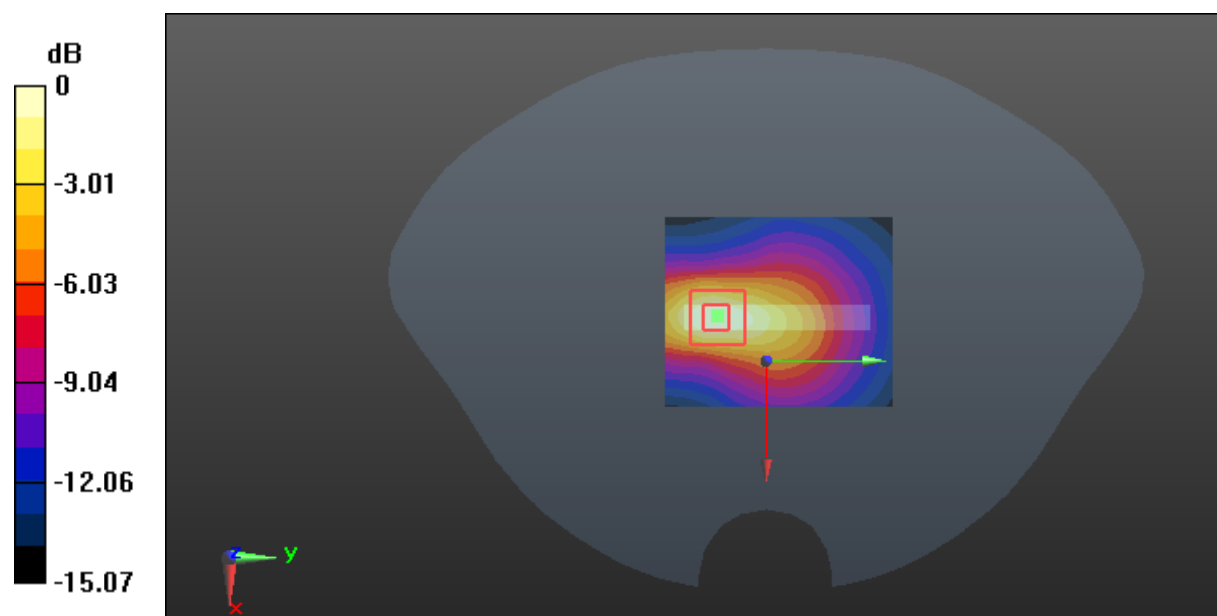
Zoom Scan (5x5x7)/Cube 0: Measurement grid: dx=8mm, dy=8mm, dz=5mm

Reference Value = 17.09 V/m; Power Drift = 0.01 dB

Peak SAR (extrapolated) = 1.11 W/kg

SAR(1 g) = 0.633 W/kg; SAR(10 g) = 0.339 W/kg

Maximum value of SAR (measured) = 0.709 W/kg



Test Plot 60#: LTE Band 4_Body Bottom_Middle_50%RB**DUT: LTE Mobile Phone; Type: M4 B1; Serial: 17120500621**

Communication System: Generic FDD-LTE; Frequency: 1732.5 MHz; Duty Cycle: 1:1
Medium parameters used: $f = 1732.5$ MHz; $\sigma = 1.459$ S/m; $\epsilon_r = 54.415$; $\rho = 1000$ kg/m³ ;
Phantom section: Flat Section

DASY5 Configuration:

- Probe: EX3DV4 - SN7441; ConvF(8.04, 8.04, 8.04); Calibrated: 2017/11/2;
- Sensor-Surface: 1.4mm (Mechanical Surface Detection)
- Electronics: DAE4 Sn1459; Calibrated: 2017/9/15
- Phantom: SAM (30deg probe tilt) with CRP v5.0_20150321; Type: QD000P40CD; Serial: TP:1874
- Measurement SW: DASY52, Version 52.8 (8);

Area Scan (51x61x1): Interpolated grid: dx=1.500 mm, dy=1.500 mm

Maximum value of SAR (interpolated) = 0.619 W/kg

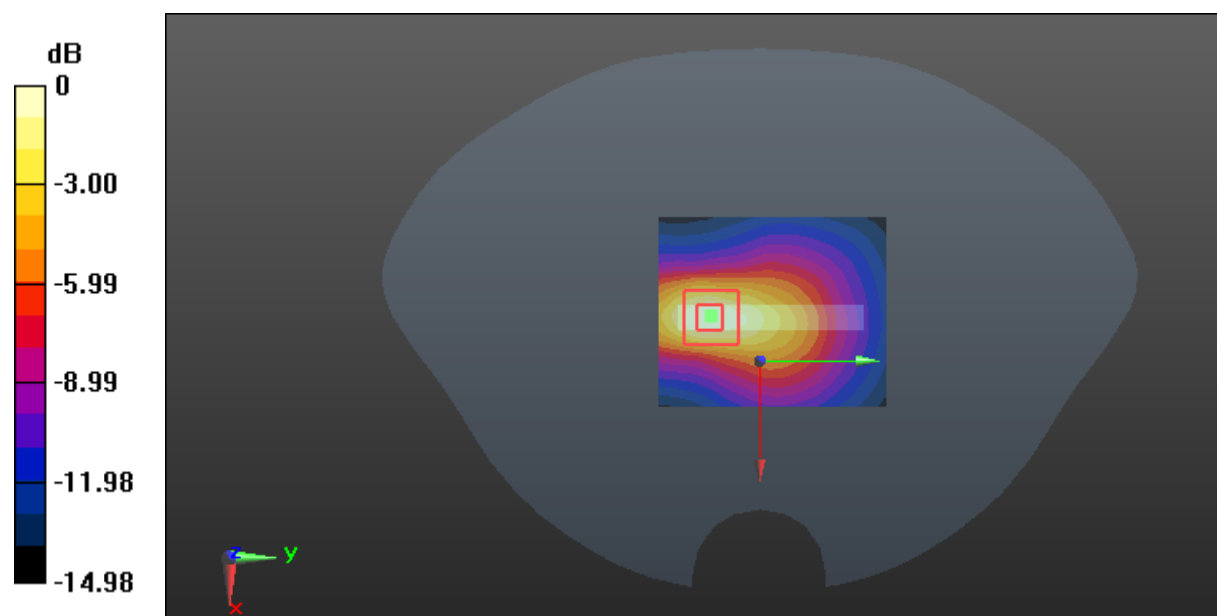
Zoom Scan (5x5x7)/Cube 0: Measurement grid: dx=8mm, dy=8mm, dz=5mm

Reference Value = 15.46 V/m; Power Drift = -0.03 dB

Peak SAR (extrapolated) = 0.872 W/kg

SAR(1 g) = 0.509 W/kg; SAR(10 g) = 0.273 W/kg

Maximum value of SAR (measured) = 0.573 W/kg



Test Plot 61#: LTE Band 7_Head Left Cheek_Middle_1RB**DUT: LTE Mobile Phone; Type: M4 B1; Serial: 17120500621**

Communication System: Generic FDD-LTE; Frequency: 2535 MHz; Duty Cycle: 1:1
Medium parameters used: $f = 2535$ MHz; $\sigma = 1.918$ S/m; $\epsilon_r = 37.959$; $\rho = 1000$ kg/m³ ;
Phantom section: Left Section

DASY5 Configuration:

- Probe: EX3DV4 - SN7441; ConvF(7.34, 7.34, 7.34); Calibrated: 2017/11/2;
- Sensor-Surface: 1.4mm (Mechanical Surface Detection)
- Electronics: DAE4 Sn1459; Calibrated: 2017/9/15
- Phantom: SAM (30deg probe tilt) with CRP v5.0_20150321; Type: QD000P40CD; Serial: TP:1874
- Measurement SW: DASY52, Version 52.8 (8);

Area Scan (71x111x1): Interpolated grid: dx=1.500 mm, dy=1.500 mm

Maximum value of SAR (interpolated) = 0.141 W/kg


Zoom Scan (5x5x7)/Cube 0: Measurement grid: dx=8mm, dy=8mm, dz=5mm

Reference Value = 3.388 V/m; Power Drift = -0.02 dB

Peak SAR (extrapolated) = 0.211 W/kg

SAR(1 g) = 0.116 W/kg; SAR(10 g) = 0.066 W/kg

Maximum value of SAR (measured) = 0.123 W/kg



0 dB = 0.123 W/kg = -9.10 dBW/kg

Test Plot 62#: LTE Band 7_Head Left Cheek_Middle_50%RB**DUT: LTE Mobile Phone; Type: M4 B1; Serial: 17120500621**

Communication System: Generic FDD-LTE; Frequency: 2535 MHz; Duty Cycle: 1:1
Medium parameters used: $f = 2535$ MHz; $\sigma = 1.918$ S/m; $\epsilon_r = 37.959$; $\rho = 1000$ kg/m³ ;
Phantom section: Left Section

DASY5 Configuration:

- Probe: EX3DV4 - SN7441; ConvF(7.34, 7.34, 7.34); Calibrated: 2017/11/2;
- Sensor-Surface: 1.4mm (Mechanical Surface Detection)
- Electronics: DAE4 Sn1459; Calibrated: 2017/9/15
- Phantom: SAM (30deg probe tilt) with CRP v5.0_20150321; Type: QD000P40CD; Serial: TP:1874
- Measurement SW: DASY52, Version 52.8 (8);

Area Scan (71x111x1): Interpolated grid: dx=1.500 mm, dy=1.500 mm

Maximum value of SAR (interpolated) = 0.180 W/kg


Zoom Scan (5x5x7)/Cube 0: Measurement grid: dx=8mm, dy=8mm, dz=5mm

Reference Value = 2.685 V/m; Power Drift = -0.19 dB

Peak SAR (extrapolated) = 0.313 W/kg

SAR(1 g) = 0.164 W/kg; SAR(10 g) = 0.088 W/kg

Maximum value of SAR (measured) = 0.180 W/kg



0 dB = 0.180 W/kg = -7.45 dBW/kg

Test Plot 63#: LTE Band 7_Head Left Tilt_Middle_1RB**DUT: LTE Mobile Phone; Type: M4 B1; Serial: 17120500621**

Communication System: Generic FDD-LTE; Frequency: 2535 MHz; Duty Cycle: 1:1
Medium parameters used: $f = 2535$ MHz; $\sigma = 1.918$ S/m; $\epsilon_r = 37.959$; $\rho = 1000$ kg/m³ ;
Phantom section: Left Section

DASY5 Configuration:

- Probe: EX3DV4 - SN7441; ConvF(7.34, 7.34, 7.34); Calibrated: 2017/11/2;
- Sensor-Surface: 1.4mm (Mechanical Surface Detection)
- Electronics: DAE4 Sn1459; Calibrated: 2017/9/15
- Phantom: SAM (30deg probe tilt) with CRP v5.0_20150321; Type: QD000P40CD; Serial: TP:1874
- Measurement SW: DASY52, Version 52.8 (8);

Area Scan (71x111x1): Interpolated grid: dx=1.500 mm, dy=1.500 mm

Maximum value of SAR (interpolated) = 0.0469 W/kg


Zoom Scan (5x5x7)/Cube 0: Measurement grid: dx=8mm, dy=8mm, dz=5mm

Reference Value = 3.916 V/m; Power Drift = -0.08 dB

Peak SAR (extrapolated) = 0.0900 W/kg

SAR(1 g) = 0.040 W/kg; SAR(10 g) = 0.023 W/kg

Maximum value of SAR (measured) = 0.0407 W/kg



Test Plot 64#: LTE Band 7_Head Left Tilt_Middle_50%RB**DUT: LTE Mobile Phone; Type: M4 B1; Serial: 17120500621**

Communication System: Generic FDD-LTE; Frequency: 2535 MHz; Duty Cycle: 1:1
Medium parameters used: $f = 2535$ MHz; $\sigma = 1.918$ S/m; $\epsilon_r = 37.959$; $\rho = 1000$ kg/m³ ;
Phantom section: Left Section

DASY5 Configuration:

- Probe: EX3DV4 - SN7441; ConvF(7.34, 7.34, 7.34); Calibrated: 2017/11/2;
- Sensor-Surface: 1.4mm (Mechanical Surface Detection)
- Electronics: DAE4 Sn1459; Calibrated: 2017/9/15
- Phantom: SAM (30deg probe tilt) with CRP v5.0_20150321; Type: QD000P40CD; Serial: TP:1874
- Measurement SW: DASY52, Version 52.8 (8);

Area Scan (71x111x1): Interpolated grid: dx=1.500 mm, dy=1.500 mm

Maximum value of SAR (interpolated) = 0.0488 W/kg


Zoom Scan (5x5x7)/Cube 0: Measurement grid: dx=8mm, dy=8mm, dz=5mm

Reference Value = 3.928 V/m; Power Drift = -0.07 dB

Peak SAR (extrapolated) = 0.0870 W/kg

SAR(1 g) = 0.042 W/kg; SAR(10 g) = 0.025 W/kg

Maximum value of SAR (measured) = 0.0423 W/kg



0 dB = 0.0423 W/kg = -13.74 dBW/kg

Test Plot 65#: LTE Band 7_Head Right Cheek_Middle_1RB**DUT: LTE Mobile Phone; Type: M4 B1; Serial: 17120500621**

Communication System: Generic FDD-LTE; Frequency: 2535 MHz; Duty Cycle: 1:1
Medium parameters used: $f = 2535$ MHz; $\sigma = 1.918$ S/m; $\epsilon_r = 37.959$; $\rho = 1000$ kg/m³ ;
Phantom section: Right Section

DASY5 Configuration:

- Probe: EX3DV4 - SN7441; ConvF(7.34, 7.34, 7.34); Calibrated: 2017/11/2;
- Sensor-Surface: 1.4mm (Mechanical Surface Detection)
- Electronics: DAE4 Sn1459; Calibrated: 2017/9/15
- Phantom: SAM (30deg probe tilt) with CRP v5.0_20150321; Type: QD000P40CD; Serial: TP:1874
- Measurement SW: DASY52, Version 52.8 (8);

Area Scan (71x111x1): Interpolated grid: dx=1.500 mm, dy=1.500 mm

Maximum value of SAR (interpolated) = 0.118 W/kg


Zoom Scan (5x5x7)/Cube 0: Measurement grid: dx=8mm, dy=8mm, dz=5mm

Reference Value = 2.125 V/m; Power Drift = 0.04 dB

Peak SAR (extrapolated) = 0.194 W/kg

SAR(1 g) = 0.107 W/kg; SAR(10 g) = 0.061 W/kg

Maximum value of SAR (measured) = 0.114 W/kg



0 dB = 0.114 W/kg = -9.43 dBW/kg

Test Plot 66#: LTE Band 7_Head Right Cheek_Middle_50%RB**DUT: LTE Mobile Phone; Type: M4 B1; Serial: 17120500621**

Communication System: Generic FDD-LTE; Frequency: 2535 MHz; Duty Cycle: 1:1
Medium parameters used: $f = 2535$ MHz; $\sigma = 1.918$ S/m; $\epsilon_r = 37.959$; $\rho = 1000$ kg/m³ ;
Phantom section: Right Section

DASY5 Configuration:

- Probe: EX3DV4 - SN7441; ConvF(7.34, 7.34, 7.34); Calibrated: 2017/11/2;
- Sensor-Surface: 1.4mm (Mechanical Surface Detection)
- Electronics: DAE4 Sn1459; Calibrated: 2017/9/15
- Phantom: SAM (30deg probe tilt) with CRP v5.0_20150321; Type: QD000P40CD; Serial: TP:1874
- Measurement SW: DASY52, Version 52.8 (8);

Area Scan (71x111x1): Interpolated grid: dx=1.500 mm, dy=1.500 mm

Maximum value of SAR (interpolated) = 0.121 W/kg


Zoom Scan (6x6x7)/Cube 0: Measurement grid: dx=8mm, dy=8mm, dz=5mm

Reference Value = 2.381 V/m; Power Drift = -0.17 dB

Peak SAR (extrapolated) = 0.329 W/kg

SAR(1 g) = 0.122 W/kg; SAR(10 g) = 0.069 W/kg

Maximum value of SAR (measured) = 0.125 W/kg



0 dB = 0.125 W/kg = -9.03 dBW/kg

Test Plot 67#: LTE Band 7_Head Right Tilt_Middle_1RB**DUT: LTE Mobile Phone; Type: M4 B1; Serial: 17120500621**

Communication System: Generic FDD-LTE; Frequency: 2535 MHz; Duty Cycle: 1:1
Medium parameters used: $f = 2535$ MHz; $\sigma = 1.918$ S/m; $\epsilon_r = 37.959$; $\rho = 1000$ kg/m³ ;
Phantom section: Right Section

DASY5 Configuration:

- Probe: EX3DV4 - SN7441; ConvF(7.34, 7.34, 7.34); Calibrated: 2017/11/2;
- Sensor-Surface: 1.4mm (Mechanical Surface Detection)
- Electronics: DAE4 Sn1459; Calibrated: 2017/9/15
- Phantom: SAM (30deg probe tilt) with CRP v5.0_20150321; Type: QD000P40CD; Serial: TP:1874
- Measurement SW: DASY52, Version 52.8 (8);

Area Scan (71x111x1): Interpolated grid: dx=1.500 mm, dy=1.500 mm

Maximum value of SAR (interpolated) = 0.102 W/kg


Zoom Scan (7x6x7)/Cube 0: Measurement grid: dx=8mm, dy=8mm, dz=5mm

Reference Value = 4.649 V/m; Power Drift = -0.01 dB

Peak SAR (extrapolated) = 0.135 W/kg

SAR(1 g) = 0.075 W/kg; SAR(10 g) = 0.045 W/kg

Maximum value of SAR (measured) = 0.0767 W/kg



0 dB = 0.0767 W/kg = -11.15 dBW/kg

Test Plot 68#: LTE Band 7_Head Right Tilt_Middle_50%RB**DUT: LTE Mobile Phone; Type: M4 B1; Serial: 17120500621**

Communication System: Generic FDD-LTE; Frequency: 2535 MHz; Duty Cycle: 1:1
Medium parameters used: $f = 2535$ MHz; $\sigma = 1.918$ S/m; $\epsilon_r = 37.959$; $\rho = 1000$ kg/m³ ;
Phantom section: Right Section

DASY5 Configuration:

- Probe: EX3DV4 - SN7441; ConvF(7.34, 7.34, 7.34); Calibrated: 2017/11/2;
- Sensor-Surface: 1.4mm (Mechanical Surface Detection)
- Electronics: DAE4 Sn1459; Calibrated: 2017/9/15
- Phantom: SAM (30deg probe tilt) with CRP v5.0_20150321; Type: QD000P40CD; Serial: TP:1874
- Measurement SW: DASY52, Version 52.8 (8);

Area Scan (71x111x1): Interpolated grid: dx=1.500 mm, dy=1.500 mm

Maximum value of SAR (interpolated) = 0.0866 W/kg

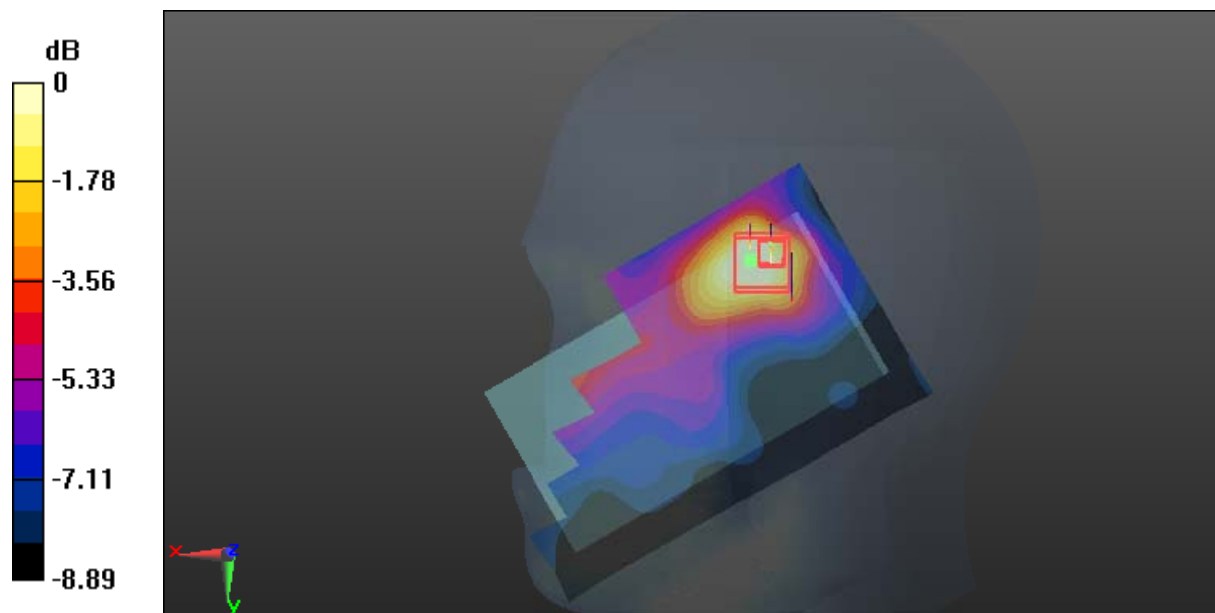
Zoom Scan (5x5x7)/Cube 0: Measurement grid: dx=8mm, dy=8mm, dz=5mm

Reference Value = 4.132 V/m; Power Drift = 0.10 dB

Peak SAR (extrapolated) = 0.146 W/kg

SAR(1 g) = 0.072 W/kg; SAR(10 g) = 0.043 W/kg

Maximum value of SAR (measured) = 0.0732 W/kg



0 dB = 0.0732 W/kg = -11.35 dBW/kg

Test Plot 69#: LTE Band 7_Body Back_Middle_1RB**DUT: LTE Mobile Phone; Type: M4 B1; Serial: 17120500621**

Communication System: Generic FDD-LTE; Frequency: 2535 MHz; Duty Cycle: 1:1
Medium parameters used: $f = 2535$ MHz; $\sigma = 2.103$ S/m; $\epsilon_r = 51.299$; $\rho = 1000$ kg/m³ ;
Phantom section: Flat Section

DASY5 Configuration:

- Probe: EX3DV4 - SN7441; ConvF(7.4, 7.4, 7.4); Calibrated: 2017/11/2;
- Sensor-Surface: 1.4mm (Mechanical Surface Detection)
- Electronics: DAE4 Sn1459; Calibrated: 2017/9/15
- Phantom: SAM (30deg probe tilt) with CRP v5.0_20150321; Type: QD000P40CD; Serial: TP:1874
- Measurement SW: DASY52, Version 52.8 (8);

Area Scan (81x141x1): Interpolated grid: dx=1.200 mm, dy=1.200 mm

Maximum value of SAR (interpolated) = 0.567 W/kg

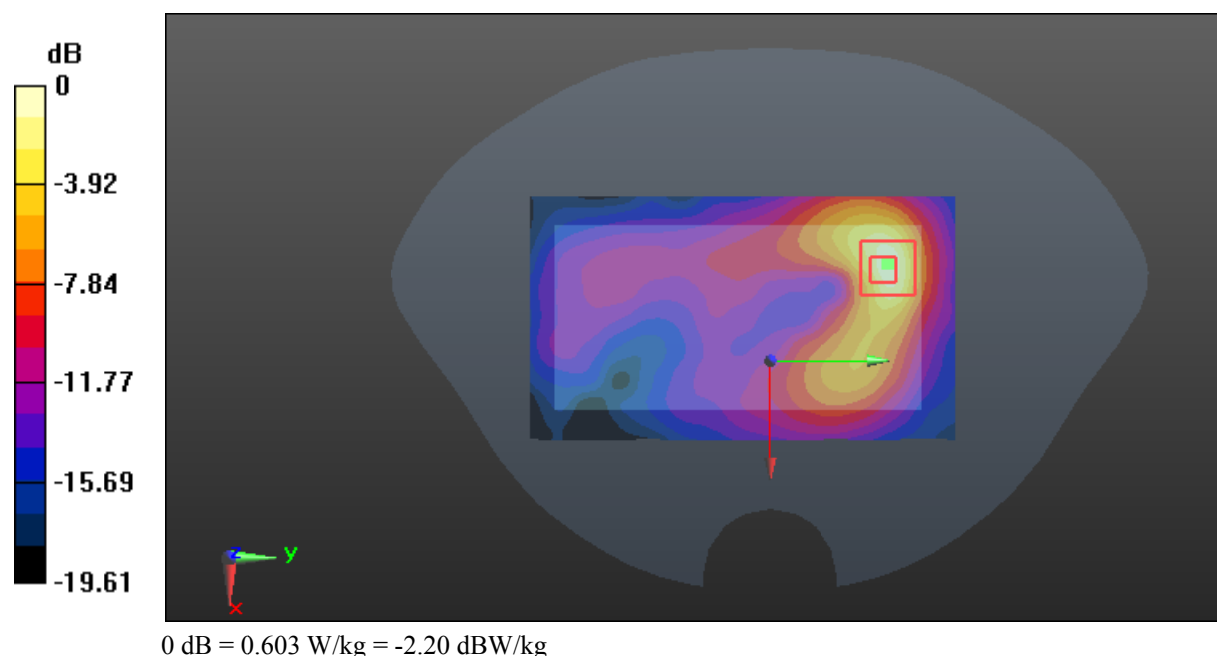
Zoom Scan (5x5x7)/Cube 0: Measurement grid: dx=8mm, dy=8mm, dz=5mm

Reference Value = 3.692 V/m; Power Drift = -0.19 dB

Peak SAR (extrapolated) = 1.54 W/kg

SAR(1 g) = 0.517 W/kg; SAR(10 g) = 0.206 W/kg

Maximum value of SAR (measured) = 0.603 W/kg



Test Plot 70#: LTE Band 7_Body Back_Middle_50%RB**DUT: LTE Mobile Phone; Type: M4 B1; Serial: 17120500621**

Communication System: Generic FDD-LTE; Frequency: 2535 MHz; Duty Cycle: 1:1
Medium parameters used: $f = 2535$ MHz; $\sigma = 2.103$ S/m; $\epsilon_r = 51.299$; $\rho = 1000$ kg/m³ ;
Phantom section: Flat Section

DASY5 Configuration:

- Probe: EX3DV4 - SN7441; ConvF(7.4, 7.4, 7.4); Calibrated: 2017/11/2;
- Sensor-Surface: 1.4mm (Mechanical Surface Detection)
- Electronics: DAE4 Sn1459; Calibrated: 2017/9/15
- Phantom: SAM (30deg probe tilt) with CRP v5.0_20150321; Type: QD000P40CD; Serial: TP:1874
- Measurement SW: DASY52, Version 52.8 (8);

Area Scan (81x141x1): Interpolated grid: dx=1.200 mm, dy=1.200 mm

Maximum value of SAR (interpolated) = 0.542 W/kg

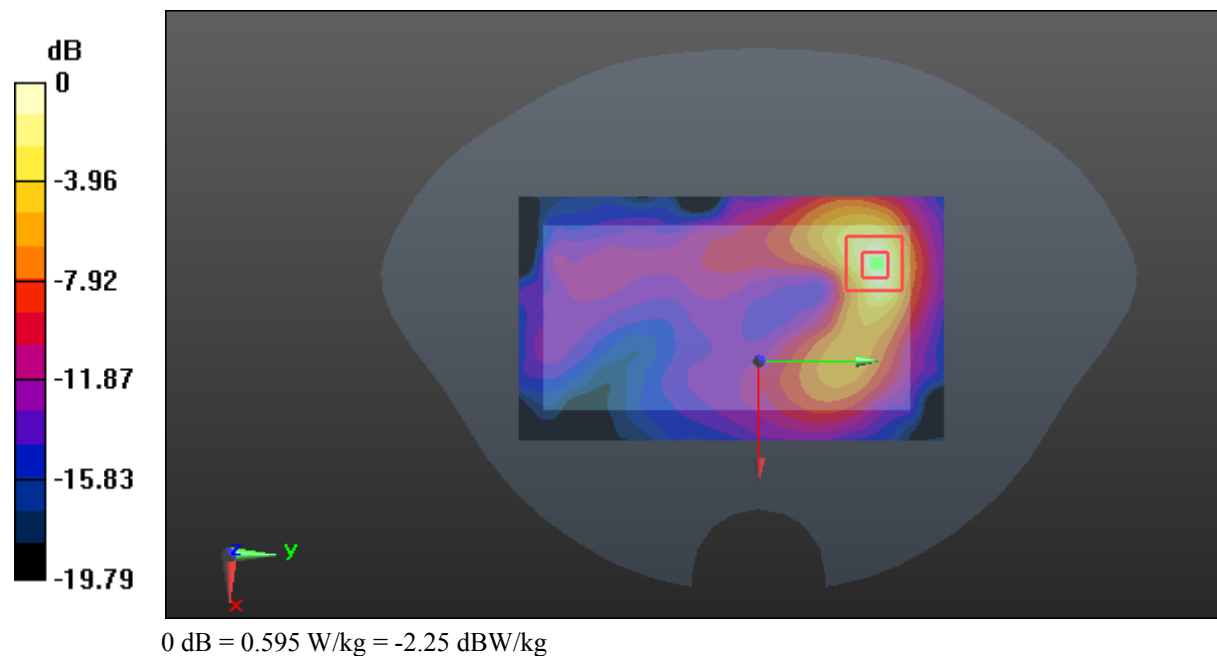
Zoom Scan (5x5x7)/Cube 0: Measurement grid: dx=8mm, dy=8mm, dz=5mm

Reference Value = 3.225 V/m; Power Drift = -0.09 dB

Peak SAR (extrapolated) = 0.943 W/kg

SAR(1 g) = 0.473 W/kg; SAR(10 g) = 0.199 W/kg

Maximum value of SAR (measured) = 0.595 W/kg



Test Plot 71#: LTE Band 7_Body Left_Middle_1RB**DUT: LTE Mobile Phone; Type: M4 B1; Serial: 17120500621**

Communication System: Generic FDD-LTE; Frequency: 2535 MHz; Duty Cycle: 1:1
Medium parameters used: $f = 2535$ MHz; $\sigma = 2.103$ S/m; $\epsilon_r = 51.299$; $\rho = 1000$ kg/m³ ;
Phantom section: Flat Section

DASY5 Configuration:

- Probe: EX3DV4 - SN7441; ConvF(7.4, 7.4, 7.4); Calibrated: 2017/11/2;
- Sensor-Surface: 1.4mm (Mechanical Surface Detection)
- Electronics: DAE4 Sn1459; Calibrated: 2017/9/15
- Phantom: SAM (30deg probe tilt) with CRP v5.0_20150321; Type: QD000P40CD; Serial: TP:1874
- Measurement SW: DASY52, Version 52.8 (8);

Area Scan (61x141x1): Interpolated grid: dx=1.200 mm, dy=1.200 mm

Maximum value of SAR (interpolated) = 0.131 W/kg

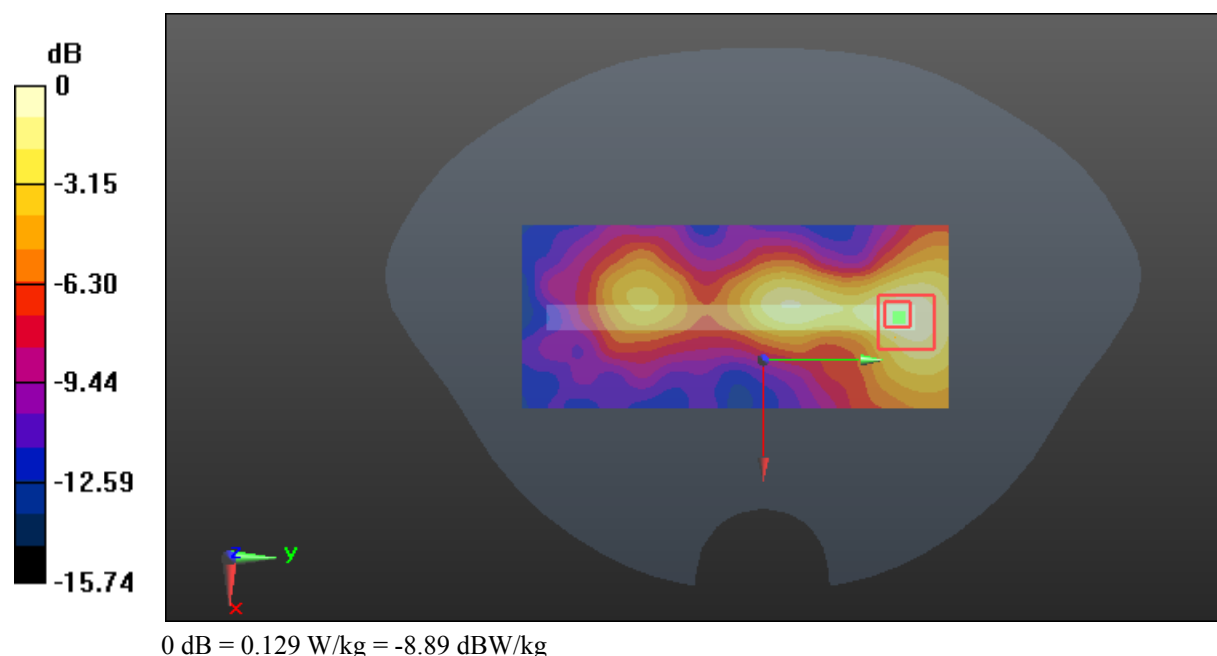
Zoom Scan (5x5x7)/Cube 0: Measurement grid: dx=8mm, dy=8mm, dz=5mm

Reference Value = 6.024 V/m; Power Drift = -0.19 dB

Peak SAR (extrapolated) = 0.294 W/kg

SAR(1 g) = 0.117 W/kg; SAR(10 g) = 0.053 W/kg

Maximum value of SAR (measured) = 0.129 W/kg



Test Plot 72#: LTE Band 7_Body Left_Middle_50%RB**DUT: LTE Mobile Phone; Type: M4 B1; Serial: 17120500621**

Communication System: Generic FDD-LTE; Frequency: 2535 MHz; Duty Cycle: 1:1
Medium parameters used: $f = 2535$ MHz; $\sigma = 2.103$ S/m; $\epsilon_r = 51.299$; $\rho = 1000$ kg/m³ ;
Phantom section: Flat Section

DASY5 Configuration:

- Probe: EX3DV4 - SN7441; ConvF(7.4, 7.4, 7.4); Calibrated: 2017/11/2;
- Sensor-Surface: 1.4mm (Mechanical Surface Detection)
- Electronics: DAE4 Sn1459; Calibrated: 2017/9/15
- Phantom: SAM (30deg probe tilt) with CRP v5.0_20150321; Type: QD000P40CD; Serial: TP:1874
- Measurement SW: DASY52, Version 52.8 (8);

Area Scan (61x141x1): Interpolated grid: dx=1.200 mm, dy=1.200 mm

Maximum value of SAR (interpolated) = 0.109 W/kg

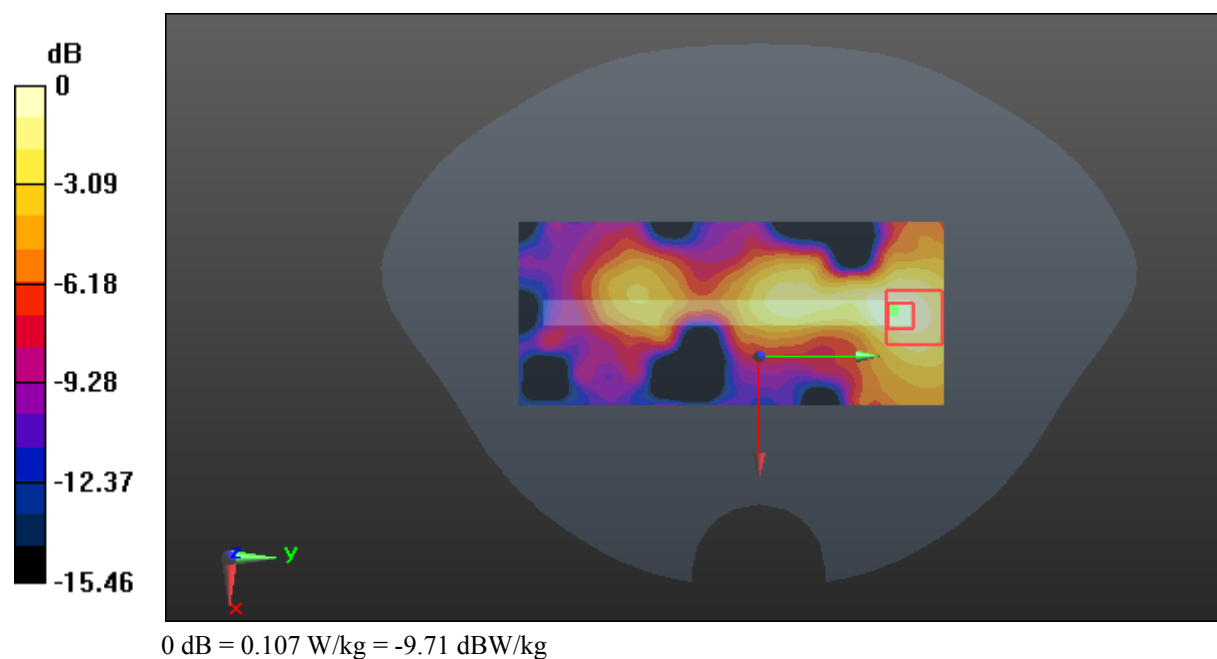
Zoom Scan (6x6x7)/Cube 0: Measurement grid: dx=8mm, dy=8mm, dz=5mm

Reference Value = 5.203 V/m; Power Drift = -0.06 dB

Peak SAR (extrapolated) = 0.198 W/kg

SAR(1 g) = 0.097 W/kg; SAR(10 g) = 0.042 W/kg

Maximum value of SAR (measured) = 0.107 W/kg



Test Plot 73#: LTE Band 7_Body Bottom_Middle_1RB**DUT: LTE Mobile Phone; Type: M4 B1; Serial: 17120500621**

Communication System: Generic FDD-LTE; Frequency: 2535 MHz; Duty Cycle: 1:1
Medium parameters used: $f = 2535$ MHz; $\sigma = 2.103$ S/m; $\epsilon_r = 51.299$; $\rho = 1000$ kg/m³ ;
Phantom section: Flat Section

DASY5 Configuration:

- Probe: EX3DV4 - SN7441; ConvF(7.4, 7.4, 7.4); Calibrated: 2017/11/2;
- Sensor-Surface: 1.4mm (Mechanical Surface Detection)
- Electronics: DAE4 Sn1459; Calibrated: 2017/9/15
- Phantom: SAM (30deg probe tilt) with CRP v5.0_20150321; Type: QD000P40CD; Serial: TP:1874
- Measurement SW: DASY52, Version 52.8 (8);

Area Scan (51x71x1): Interpolated grid: dx=1.200 mm, dy=1.200 mm

Maximum value of SAR (interpolated) = 0.588 W/kg

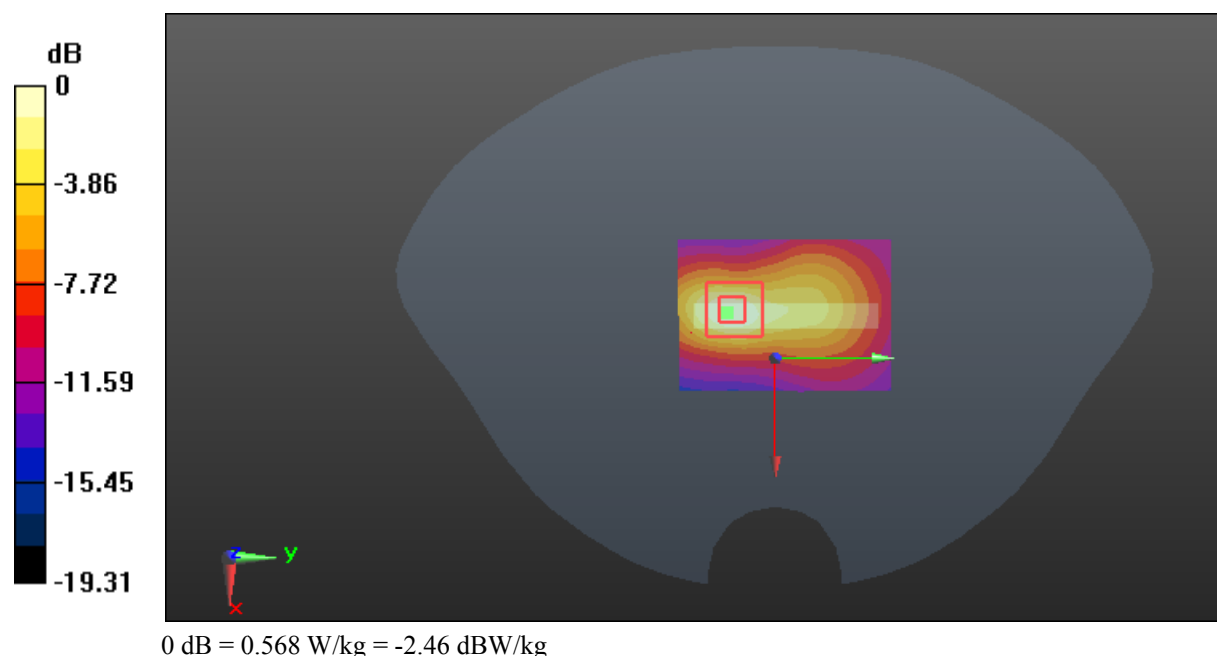
Zoom Scan (5x5x7)/Cube 0: Measurement grid: dx=8mm, dy=8mm, dz=5mm

Reference Value = 12.35 V/m; Power Drift = -0.01 dB

Peak SAR (extrapolated) = 1.17 W/kg

SAR(1 g) = 0.484 W/kg; SAR(10 g) = 0.213 W/kg

Maximum value of SAR (measured) = 0.568 W/kg



Test Plot 74#: LTE Band 7_Body Bottom_Middle_50%RB**DUT: LTE Mobile Phone; Type: M4 B1; Serial: 17120500621**

Communication System: Generic FDD-LTE; Frequency: 2535 MHz; Duty Cycle: 1:1
Medium parameters used: $f = 2535$ MHz; $\sigma = 2.103$ S/m; $\epsilon_r = 51.299$; $\rho = 1000$ kg/m³ ;
Phantom section: Flat Section

DASY5 Configuration:

- Probe: EX3DV4 - SN7441; ConvF(7.4, 7.4, 7.4); Calibrated: 2017/11/2;
- Sensor-Surface: 1.4mm (Mechanical Surface Detection)
- Electronics: DAE4 Sn1459; Calibrated: 2017/9/15
- Phantom: SAM (30deg probe tilt) with CRP v5.0_20150321; Type: QD000P40CD; Serial: TP:1874
- Measurement SW: DASY52, Version 52.8 (8);

Area Scan (51x71x1): Interpolated grid: dx=1.200 mm, dy=1.200 mm

Maximum value of SAR (interpolated) = 0.477 W/kg

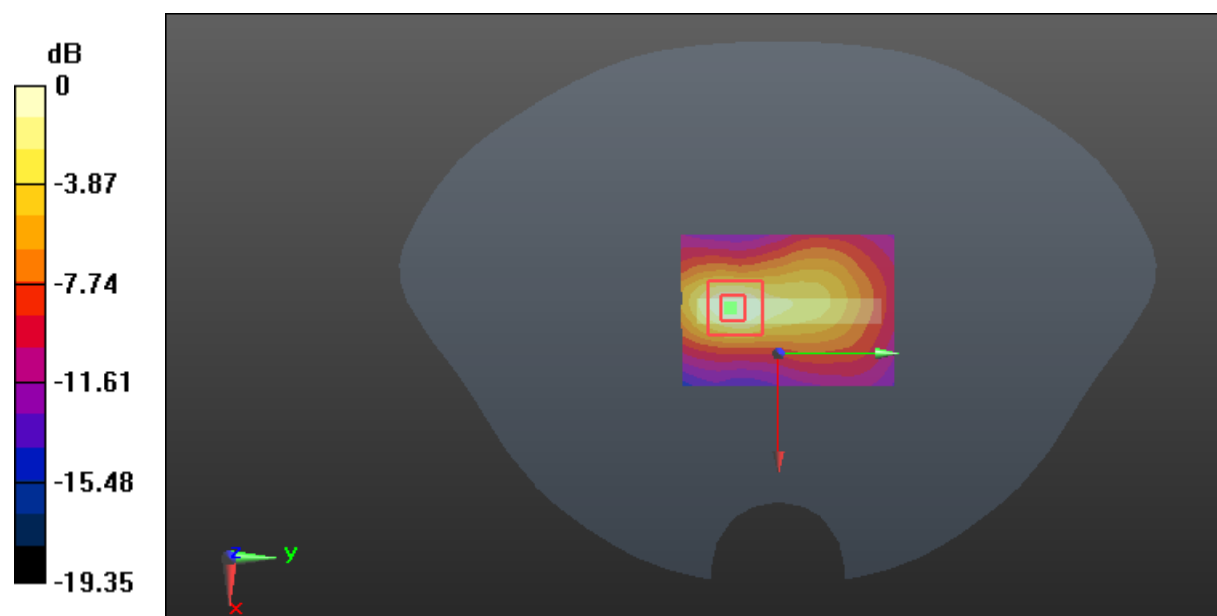
Zoom Scan (5x5x7)/Cube 0: Measurement grid: dx=8mm, dy=8mm, dz=5mm

Reference Value = 11.13 V/m; Power Drift = -0.04 dB

Peak SAR (extrapolated) = 0.814 W/kg

SAR(1 g) = 0.377 W/kg; SAR(10 g) = 0.169 W/kg

Maximum value of SAR (measured) = 0.458 W/kg



0 dB = 0.458 W/kg = -3.39 dBW/kg

Test Plot 75#: LTE Band 12_Head Left Cheek_Middle_1RB**DUT: LTE Mobile Phone; Type: M4 B1; Serial: 17120500621**

Communication System: Generic FDD-LTE; Frequency: 707.5 MHz; Duty Cycle: 1:1
Medium parameters used: $f = 707.5$ MHz; $\sigma = 0.879$ S/m; $\epsilon_r = 43.049$; $\rho = 1000$ kg/m³ ;
Phantom section: Left Section

DASY5 Configuration:

- Probe: EX3DV4 - SN7441; ConvF(9.98, 9.98, 9.98); Calibrated: 2017/11/2;
- Sensor-Surface: 1.4mm (Mechanical Surface Detection)
- Electronics: DAE4 Sn1459; Calibrated: 2017/9/15
- Phantom: SAM (30deg probe tilt) with CRP v5.0_20150321; Type: QD000P40CD; Serial: TP:1874
- Measurement SW: DASY52, Version 52.8 (8);

Area Scan (71x111x1): Interpolated grid: dx=1.500 mm, dy=1.500 mm

Maximum value of SAR (interpolated) = 0.0441 W/kg


Zoom Scan (5x5x7)/Cube 0: Measurement grid: dx=8mm, dy=8mm, dz=5mm

Reference Value = 2.389 V/m; Power Drift = -0.14 dB

Peak SAR (extrapolated) = 0.0490 W/kg

SAR(1 g) = 0.038 W/kg; SAR(10 g) = 0.029 W/kg

Maximum value of SAR (measured) = 0.0398 W/kg



Test Plot 76#: LTE Band 12_Head Left Cheek_Middle_50%RB**DUT: LTE Mobile Phone; Type: M4 B1; Serial: 17120500621**

Communication System: Generic FDD-LTE; Frequency: 707.5 MHz; Duty Cycle: 1:1
Medium parameters used: $f = 707.5$ MHz; $\sigma = 0.879$ S/m; $\epsilon_r = 43.049$; $\rho = 1000$ kg/m³ ;
Phantom section: Left Section

DASY5 Configuration:

- Probe: EX3DV4 - SN7441; ConvF(9.98, 9.98, 9.98); Calibrated: 2017/11/2;
- Sensor-Surface: 1.4mm (Mechanical Surface Detection)
- Electronics: DAE4 Sn1459; Calibrated: 2017/9/15
- Phantom: SAM (30deg probe tilt) with CRP v5.0_20150321; Type: QD000P40CD; Serial: TP:1874
- Measurement SW: DASY52, Version 52.8 (8);

Area Scan (71x111x1): Interpolated grid: dx=1.500 mm, dy=1.500 mm

Maximum value of SAR (interpolated) = 0.0457 W/kg


Zoom Scan (5x5x7)/Cube 0: Measurement grid: dx=8mm, dy=8mm, dz=5mm

Reference Value = 2.098 V/m; Power Drift = 0.01 dB

Peak SAR (extrapolated) = 0.0560 W/kg

SAR(1 g) = 0.043 W/kg; SAR(10 g) = 0.034 W/kg

Maximum value of SAR (measured) = 0.0455 W/kg



Test Plot 77#: LTE Band 12_Head Left Tilt_Middle_1RB**DUT: LTE Mobile Phone; Type: M4 B1; Serial: 17120500621**

Communication System: Generic FDD-LTE; Frequency: 707.5 MHz; Duty Cycle: 1:1
Medium parameters used: $f = 707.5$ MHz; $\sigma = 0.879$ S/m; $\epsilon_r = 43.049$; $\rho = 1000$ kg/m³ ;
Phantom section: Left Section

DASY5 Configuration:

- Probe: EX3DV4 - SN7441; ConvF(9.98, 9.98, 9.98); Calibrated: 2017/11/2;
- Sensor-Surface: 1.4mm (Mechanical Surface Detection)
- Electronics: DAE4 Sn1459; Calibrated: 2017/9/15
- Phantom: SAM (30deg probe tilt) with CRP v5.0_20150321; Type: QD000P40CD; Serial: TP:1874
- Measurement SW: DASY52, Version 52.8 (8);

Area Scan (71x111x1): Interpolated grid: dx=1.500 mm, dy=1.500 mm

Maximum value of SAR (interpolated) = 0.0238 W/kg


Zoom Scan (6x6x7)/Cube 0: Measurement grid: dx=8mm, dy=8mm, dz=5mm

Reference Value = 2.995 V/m; Power Drift = 0.18 dB

Peak SAR (extrapolated) = 0.0270 W/kg

SAR(1 g) = 0.023 W/kg; SAR(10 g) = 0.019 W/kg

Maximum value of SAR (measured) = 0.0238 W/kg



0 dB = 0.0238 W/kg = -16.23 dBW/kg

Test Plot 78#: LTE Band 12_Head Left Tilt_Middle_50%RB**DUT: LTE Mobile Phone; Type: M4 B1; Serial: 17120500621**

Communication System: Generic FDD-LTE; Frequency: 707.5 MHz; Duty Cycle: 1:1
Medium parameters used: $f = 707.5$ MHz; $\sigma = 0.879$ S/m; $\epsilon_r = 43.049$; $\rho = 1000$ kg/m³ ;
Phantom section: Left Section

DASY5 Configuration:

- Probe: EX3DV4 - SN7441; ConvF(9.98, 9.98, 9.98); Calibrated: 2017/11/2;
- Sensor-Surface: 1.4mm (Mechanical Surface Detection)
- Electronics: DAE4 Sn1459; Calibrated: 2017/9/15
- Phantom: SAM (30deg probe tilt) with CRP v5.0_20150321; Type: QD000P40CD; Serial: TP:1874
- Measurement SW: DASY52, Version 52.8 (8);

Area Scan (71x111x1): Interpolated grid: dx=1.500 mm, dy=1.500 mm

Maximum value of SAR (interpolated) = 0.0197 W/kg


Zoom Scan (5x5x7)/Cube 0: Measurement grid: dx=8mm, dy=8mm, dz=5mm

Reference Value = 2.864 V/m; Power Drift = -0.02 dB

Peak SAR (extrapolated) = 0.0240 W/kg

SAR(1 g) = 0.020 W/kg; SAR(10 g) = 0.016 W/kg

Maximum value of SAR (measured) = 0.0202 W/kg



0 dB = 0.0202 W/kg = -16.95 dBW/kg

Test Plot 79#: LTE Band 12_Head Right Cheek_Middle_1RB**DUT: LTE Mobile Phone; Type: M4 B1; Serial: 17120500621**

Communication System: Generic FDD-LTE; Frequency: 707.5 MHz; Duty Cycle: 1:1
Medium parameters used: $f = 707.5$ MHz; $\sigma = 0.879$ S/m; $\epsilon_r = 43.049$; $\rho = 1000$ kg/m³ ;
Phantom section: Right Section

DASY5 Configuration:

- Probe: EX3DV4 - SN7441; ConvF(9.98, 9.98, 9.98); Calibrated: 2017/11/2;
- Sensor-Surface: 1.4mm (Mechanical Surface Detection)
- Electronics: DAE4 Sn1459; Calibrated: 2017/9/15
- Phantom: SAM (30deg probe tilt) with CRP v5.0_20150321; Type: QD000P40CD; Serial: TP:1874
- Measurement SW: DASY52, Version 52.8 (8);

Area Scan (71x111x1): Interpolated grid: dx=1.500 mm, dy=1.500 mm

Maximum value of SAR (interpolated) = 0.0237 W/kg


Zoom Scan (5x5x7)/Cube 0: Measurement grid: dx=8mm, dy=8mm, dz=5mm

Reference Value = 1.549 V/m; Power Drift = 0.03 dB

Peak SAR (extrapolated) = 0.0260 W/kg

SAR(1 g) = 0.022 W/kg; SAR(10 g) = 0.018 W/kg

Maximum value of SAR (measured) = 0.0232 W/kg



Test Plot 80#: LTE Band 12_Head Right Cheek_Middle_50%RB**DUT: LTE Mobile Phone; Type: M4 B1; Serial: 17120500621**

Communication System: Generic FDD-LTE; Frequency: 707.5 MHz; Duty Cycle: 1:1
Medium parameters used: $f = 707.5$ MHz; $\sigma = 0.879$ S/m; $\epsilon_r = 43.049$; $\rho = 1000$ kg/m³ ;
Phantom section: Right Section

DASY5 Configuration:

- Probe: EX3DV4 - SN7441; ConvF(9.98, 9.98, 9.98); Calibrated: 2017/11/2;
- Sensor-Surface: 1.4mm (Mechanical Surface Detection)
- Electronics: DAE4 Sn1459; Calibrated: 2017/9/15
- Phantom: SAM (30deg probe tilt) with CRP v5.0_20150321; Type: QD000P40CD; Serial: TP:1874
- Measurement SW: DASY52, Version 52.8 (8);

Area Scan (71x111x1): Interpolated grid: dx=1.500 mm, dy=1.500 mm

Maximum value of SAR (interpolated) = 0.0251 W/kg


Zoom Scan (6x6x7)/Cube 0: Measurement grid: dx=8mm, dy=8mm, dz=5mm

Reference Value = 2.045 V/m; Power Drift = 0.18 dB

Peak SAR (extrapolated) = 0.0300 W/kg

SAR(1 g) = 0.025 W/kg; SAR(10 g) = 0.020 W/kg

Maximum value of SAR (measured) = 0.0258 W/kg



0 dB = 0.0258 W/kg = -15.88 dBW/kg

Test Plot 81#: LTE Band 12_Head Right Tilt_Middle_1RB**DUT: LTE Mobile Phone; Type: M4 B1; Serial: 17120500621**

Communication System: Generic FDD-LTE; Frequency: 707.5 MHz; Duty Cycle: 1:1
Medium parameters used: $f = 707.5$ MHz; $\sigma = 0.879$ S/m; $\epsilon_r = 43.049$; $\rho = 1000$ kg/m³ ;
Phantom section: Right Section

DASY5 Configuration:

- Probe: EX3DV4 - SN7441; ConvF(9.98, 9.98, 9.98); Calibrated: 2017/11/2;
- Sensor-Surface: 1.4mm (Mechanical Surface Detection)
- Electronics: DAE4 Sn1459; Calibrated: 2017/9/15
- Phantom: SAM (30deg probe tilt) with CRP v5.0_20150321; Type: QD000P40CD; Serial: TP:1874
- Measurement SW: DASY52, Version 52.8 (8);

Area Scan (71x111x1): Interpolated grid: dx=1.500 mm, dy=1.500 mm

Maximum value of SAR (interpolated) = 0.0461 W/kg


Zoom Scan (5x5x7)/Cube 0: Measurement grid: dx=8mm, dy=8mm, dz=5mm

Reference Value = 4.651 V/m; Power Drift = 0.02 dB

Peak SAR (extrapolated) = 0.0530 W/kg

SAR(1 g) = 0.045 W/kg; SAR(10 g) = 0.036 W/kg

Maximum value of SAR (measured) = 0.0463 W/kg



0 dB = 0.0463 W/kg = -13.34 dBW/kg

Test Plot 82#: LTE Band 12_Head Right Tilt_Middle_50%RB**DUT: LTE Mobile Phone; Type: M4 B1; Serial: 17120500621**

Communication System: Generic FDD-LTE; Frequency: 707.5 MHz; Duty Cycle: 1:1
Medium parameters used: $f = 707.5$ MHz; $\sigma = 0.879$ S/m; $\epsilon_r = 43.049$; $\rho = 1000$ kg/m³ ;
Phantom section: Right Section

DASY5 Configuration:

- Probe: EX3DV4 - SN7441; ConvF(9.98, 9.98, 9.98); Calibrated: 2017/11/2;
- Sensor-Surface: 1.4mm (Mechanical Surface Detection)
- Electronics: DAE4 Sn1459; Calibrated: 2017/9/15
- Phantom: SAM (30deg probe tilt) with CRP v5.0_20150321; Type: QD000P40CD; Serial: TP:1874
- Measurement SW: DASY52, Version 52.8 (8);

Area Scan (71x111x1): Interpolated grid: dx=1.500 mm, dy=1.500 mm

Maximum value of SAR (interpolated) = 0.0121 W/kg


Zoom Scan (6x6x7)/Cube 0: Measurement grid: dx=8mm, dy=8mm, dz=5mm

Reference Value = 2.710 V/m; Power Drift = 0.03 dB

Peak SAR (extrapolated) = 0.0160 W/kg

SAR(1 g) = 0.013 W/kg; SAR(10 g) = 0.011 W/kg

Maximum value of SAR (measured) = 0.0133 W/kg



Test Plot 83#: LTE Band 12_Body Back_Middle_1RB**DUT: LTE Mobile Phone; Type: M4 B1; Serial: 17120500621**

Communication System: Generic FDD-LTE; Frequency: 707.5 MHz; Duty Cycle: 1:1
Medium parameters used: $f = 707.5$ MHz; $\sigma = 0.956$ S/m; $\epsilon_r = 56.293$; $\rho = 1000$ kg/m³ ;
Phantom section: Flat Section

DASY5 Configuration:

- Probe: EX3DV4 - SN7441; ConvF(9.95, 9.95, 9.95); Calibrated: 2017/11/2;
- Sensor-Surface: 1.4mm (Mechanical Surface Detection)
- Electronics: DAE4 Sn1459; Calibrated: 2017/9/15
- Phantom: SAM (30deg probe tilt) with CRP v5.0_20150321; Type: QD000P40CD; Serial: TP:1874
- Measurement SW: DASY52, Version 52.8 (8);

Area Scan (71x111x1): Interpolated grid: dx=1.500 mm, dy=1.500 mm

Maximum value of SAR (interpolated) = 0.143 W/kg

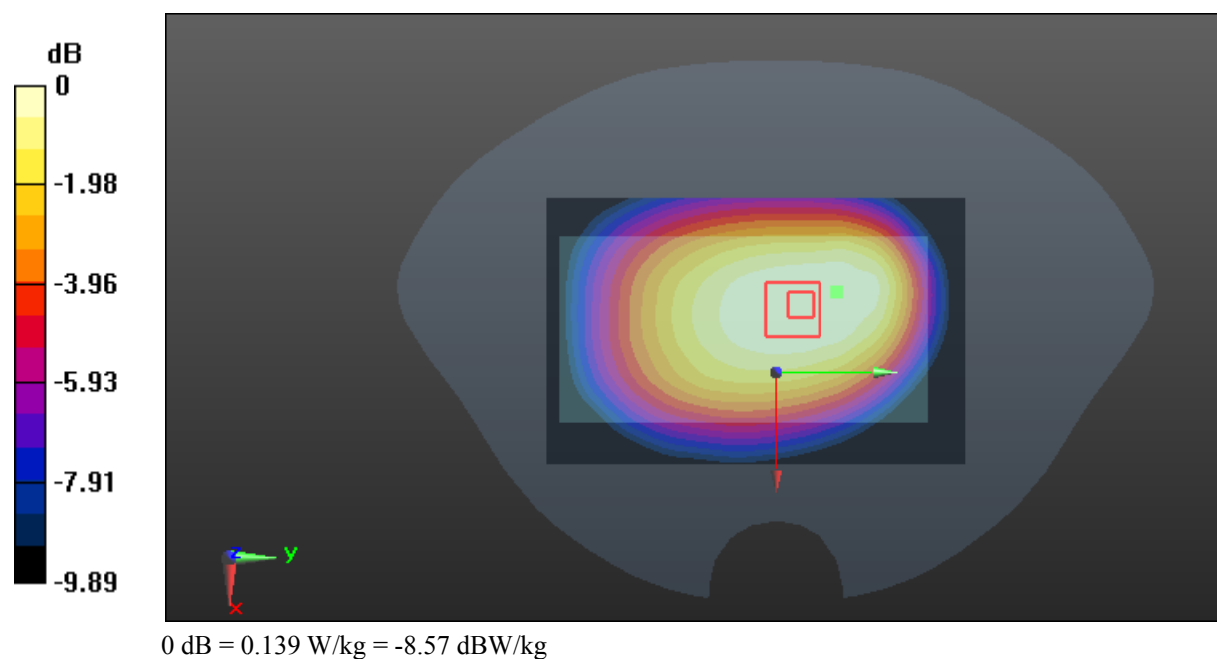
Zoom Scan (6x7x7)/Cube 0: Measurement grid: dx=8mm, dy=8mm, dz=5mm

Reference Value = 12.48 V/m; Power Drift = -0.04 dB

Peak SAR (extrapolated) = 0.172 W/kg

SAR(1 g) = 0.134 W/kg; SAR(10 g) = 0.104 W/kg

Maximum value of SAR (measured) = 0.139 W/kg



Test Plot 84#: LTE Band 12_Body Back_Middle_50%RB**DUT: LTE Mobile Phone; Type: M4 B1; Serial: 17120500621**

Communication System: Generic FDD-LTE; Frequency: 707.5 MHz; Duty Cycle: 1:1
Medium parameters used: $f = 707.5$ MHz; $\sigma = 0.956$ S/m; $\epsilon_r = 56.293$; $\rho = 1000$ kg/m³ ;
Phantom section: Flat Section

DASY5 Configuration:

- Probe: EX3DV4 - SN7441; ConvF(9.95, 9.95, 9.95); Calibrated: 2017/11/2;
- Sensor-Surface: 1.4mm (Mechanical Surface Detection)
- Electronics: DAE4 Sn1459; Calibrated: 2017/9/15
- Phantom: SAM (30deg probe tilt) with CRP v5.0_20150321; Type: QD000P40CD; Serial: TP:1874
- Measurement SW: DASY52, Version 52.8 (8);

Area Scan (71x111x1): Interpolated grid: dx=1.500 mm, dy=1.500 mm

Maximum value of SAR (interpolated) = 0.144 W/kg

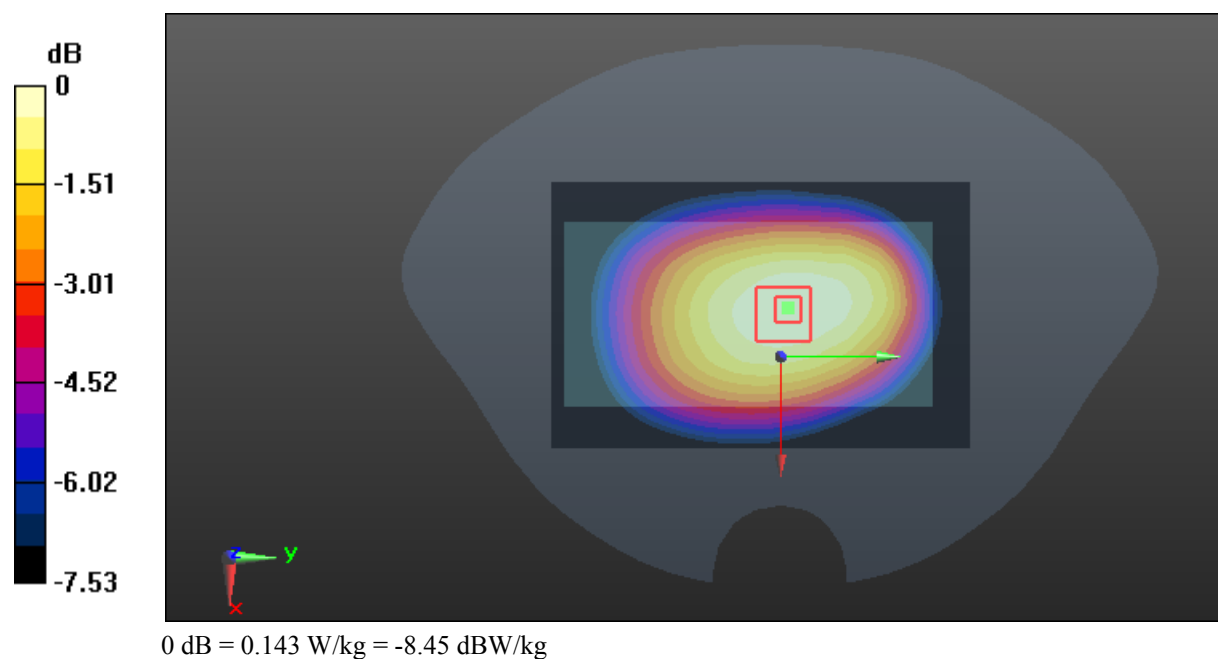
Zoom Scan (5x5x7)/Cube 0: Measurement grid: dx=8mm, dy=8mm, dz=5mm

Reference Value = 12.32 V/m; Power Drift = 0.03 dB

Peak SAR (extrapolated) = 0.168 W/kg

SAR(1 g) = 0.137 W/kg; SAR(10 g) = 0.108 W/kg

Maximum value of SAR (measured) = 0.143 W/kg



Test Plot 85#: LTE Band 12_Body Left_Middle_1RB**DUT: LTE Mobile Phone; Type: M4 B1; Serial: 17120500621**

Communication System: Generic FDD-LTE; Frequency: 707.5 MHz; Duty Cycle: 1:1
Medium parameters used: $f = 707.5$ MHz; $\sigma = 0.956$ S/m; $\epsilon_r = 56.293$; $\rho = 1000$ kg/m³ ;
Phantom section: Flat Section

DASY5 Configuration:

- Probe: EX3DV4 - SN7441; ConvF(9.95, 9.95, 9.95); Calibrated: 2017/11/2;
- Sensor-Surface: 1.4mm (Mechanical Surface Detection)
- Electronics: DAE4 Sn1459; Calibrated: 2017/9/15
- Phantom: SAM (30deg probe tilt) with CRP v5.0_20150321; Type: QD000P40CD; Serial: TP:1874
- Measurement SW: DASY52, Version 52.8 (8);

Area Scan (51x111x1): Interpolated grid: dx=1.500 mm, dy=1.500 mm

Maximum value of SAR (interpolated) = 0.0869 W/kg

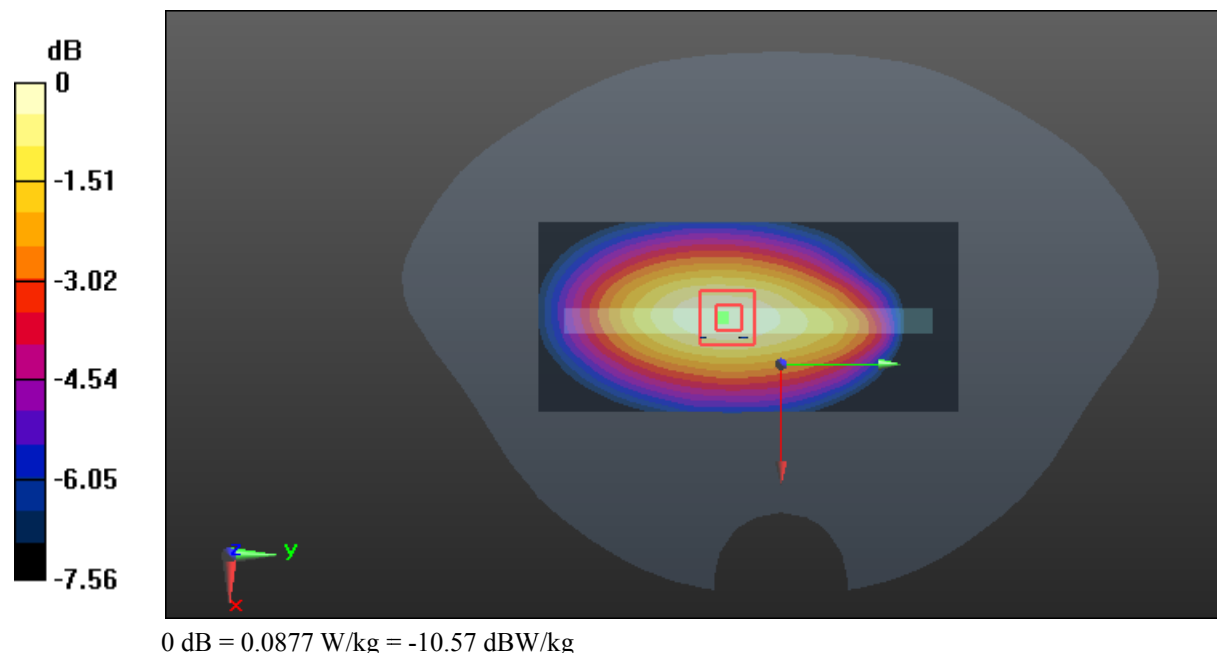
Zoom Scan (5x5x7)/Cube 0: Measurement grid: dx=8mm, dy=8mm, dz=5mm

Reference Value = 9.232 V/m; Power Drift = -0.10 dB

Peak SAR (extrapolated) = 0.108 W/kg

SAR(1 g) = 0.082 W/kg; SAR(10 g) = 0.060 W/kg

Maximum value of SAR (measured) = 0.0877 W/kg



Test Plot 86#: LTE Band 12_Body Left_Middle_50%RB**DUT: LTE Mobile Phone; Type: M4 B1; Serial: 17120500621**

Communication System: Generic FDD-LTE; Frequency: 707.5 MHz; Duty Cycle: 1:1
Medium parameters used: $f = 707.5$ MHz; $\sigma = 0.956$ S/m; $\epsilon_r = 56.293$; $\rho = 1000$ kg/m³ ;
Phantom section: Flat Section

DASY5 Configuration:

- Probe: EX3DV4 - SN7441; ConvF(9.95, 9.95, 9.95); Calibrated: 2017/11/2;
- Sensor-Surface: 1.4mm (Mechanical Surface Detection)
- Electronics: DAE4 Sn1459; Calibrated: 2017/9/15
- Phantom: SAM (30deg probe tilt) with CRP v5.0_20150321; Type: QD000P40CD; Serial: TP:1874
- Measurement SW: DASY52, Version 52.8 (8);

Area Scan (51x111x1): Interpolated grid: dx=1.500 mm, dy=1.500 mm

Maximum value of SAR (interpolated) = 0.0753 W/kg

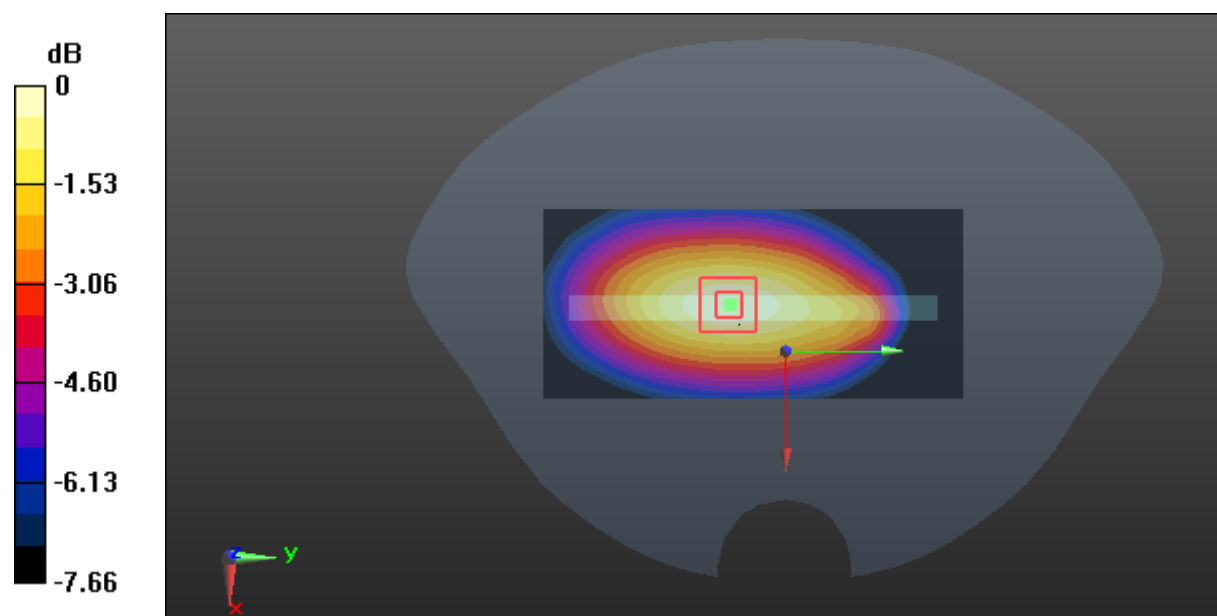
Zoom Scan (5x5x7)/Cube 0: Measurement grid: dx=8mm, dy=8mm, dz=5mm

Reference Value = 8.477 V/m; Power Drift = 0.17 dB

Peak SAR (extrapolated) = 0.0970 W/kg

SAR(1 g) = 0.072 W/kg; SAR(10 g) = 0.053 W/kg

Maximum value of SAR (measured) = 0.0770 W/kg



Test Plot 87#: LTE Band 12_Body Bottom_Middle_1RB**DUT: LTE Mobile Phone; Type: M4 B1; Serial: 17120500621**

Communication System: Generic FDD-LTE; Frequency: 707.5 MHz; Duty Cycle: 1:1
Medium parameters used: $f = 707.5$ MHz; $\sigma = 0.956$ S/m; $\epsilon_r = 56.293$; $\rho = 1000$ kg/m³ ;
Phantom section: Flat Section

DASY5 Configuration:

- Probe: EX3DV4 - SN7441; ConvF(9.95, 9.95, 9.95); Calibrated: 2017/11/2;
- Sensor-Surface: 1.4mm (Mechanical Surface Detection)
- Electronics: DAE4 Sn1459; Calibrated: 2017/9/15
- Phantom: SAM (30deg probe tilt) with CRP v5.0_20150321; Type: QD000P40CD; Serial: TP:1874
- Measurement SW: DASY52, Version 52.8 (8);

Area Scan (51x61x1): Interpolated grid: dx=1.500 mm, dy=1.500 mm

Maximum value of SAR (interpolated) = 0.0465 W/kg

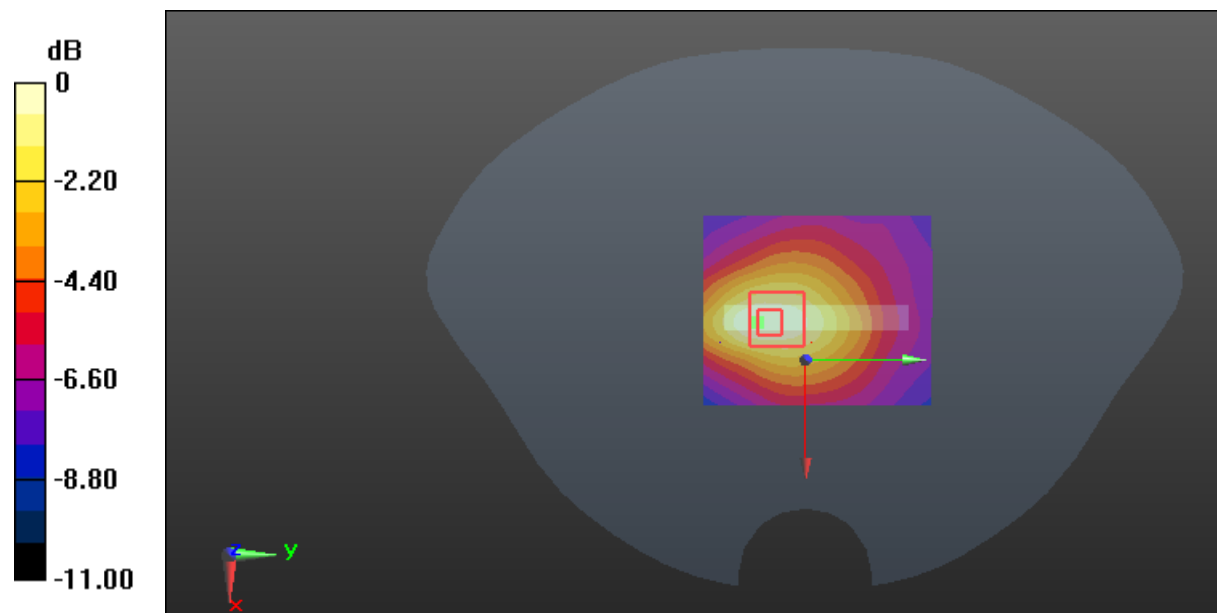
Zoom Scan (5x6x7)/Cube 0: Measurement grid: dx=8mm, dy=8mm, dz=5mm

Reference Value = 6.354 V/m; Power Drift = -0.03 dB

Peak SAR (extrapolated) = 0.0650 W/kg

SAR(1 g) = 0.041 W/kg; SAR(10 g) = 0.027 W/kg

Maximum value of SAR (measured) = 0.0445 W/kg



Test Plot 88#: LTE Band 12_Body Bottom_Middle_50%RB**DUT: LTE Mobile Phone; Type: M4 B1; Serial: 17120500621**

Communication System: Generic FDD-LTE; Frequency: 707.5 MHz; Duty Cycle: 1:1
Medium parameters used: $f = 707.5$ MHz; $\sigma = 0.956$ S/m; $\epsilon_r = 56.293$; $\rho = 1000$ kg/m³ ;
Phantom section: Flat Section

DASY5 Configuration:

- Probe: EX3DV4 - SN7441; ConvF(9.95, 9.95, 9.95); Calibrated: 2017/11/2;
- Sensor-Surface: 1.4mm (Mechanical Surface Detection)
- Electronics: DAE4 Sn1459; Calibrated: 2017/9/15
- Phantom: SAM (30deg probe tilt) with CRP v5.0_20150321; Type: QD000P40CD; Serial: TP:1874
- Measurement SW: DASY52, Version 52.8 (8);

Area Scan (51x61x1): Interpolated grid: dx=1.500 mm, dy=1.500 mm

Maximum value of SAR (interpolated) = 0.0467 W/kg

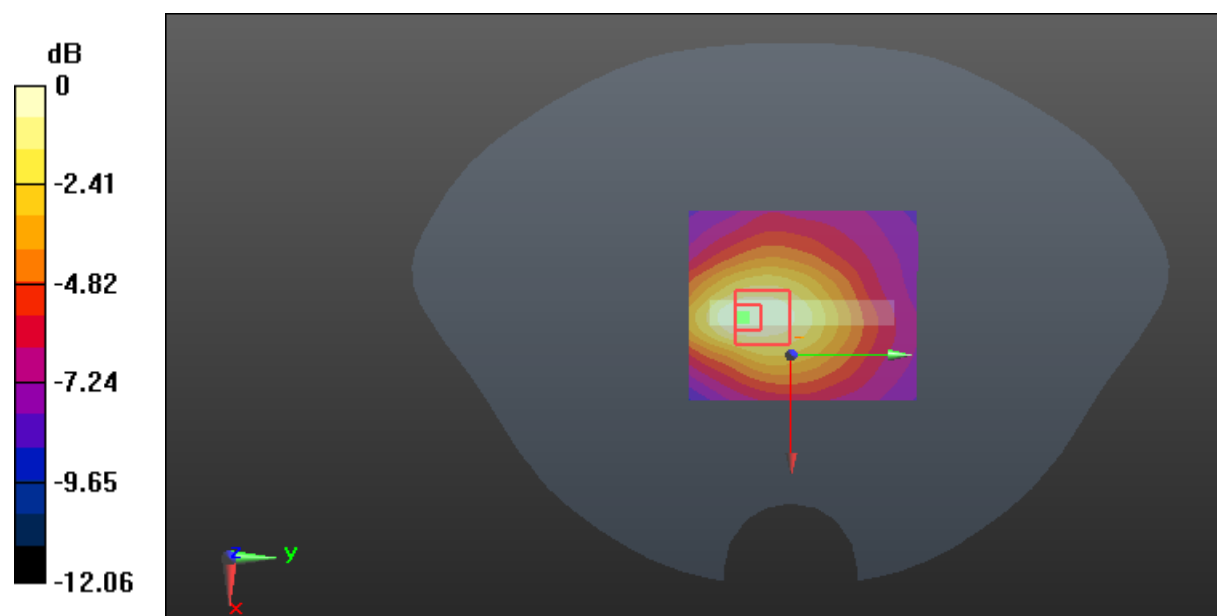
Zoom Scan (5x6x7)/Cube 0: Measurement grid: dx=8mm, dy=8mm, dz=5mm

Reference Value = 6.301 V/m; Power Drift = -0.10 dB

Peak SAR (extrapolated) = 0.0630 W/kg

SAR(1 g) = 0.040 W/kg; SAR(10 g) = 0.026 W/kg

Maximum value of SAR (measured) = 0.0443 W/kg



0 dB = 0.0443 W/kg = -13.54 dBW/kg