

Test Plot *#: GSM 850_Head Left Cheek_Middle**DUT: LTE Mobile Phone; Type: M4 B3; Serial: 18032600421**

Communication System: Generic GSM; Frequency: 836.6 MHz; Duty Cycle: 1:8
Medium parameters used: $f = 836.6$ MHz; $\sigma = 0.933$ S/m; $\epsilon_r = 40.881$; $\rho = 1000$ kg/m³ ;
Phantom section: Left Section

DASY5 Configuration:

- Probe: EX3DV4 - SN7441; ConvF(9.98, 9.98, 9.98); Calibrated: 2017/11/2;
- Sensor-Surface: 1.4mm (Mechanical Surface Detection)
- Electronics: DAE4 Sn1459; Calibrated: 2017/9/15
- Phantom: SAM (30deg probe tilt) with CRP v5.0_20150321; Type: QD000P40CD; Serial: TP:1874
- Measurement SW: DASY52, Version 52.8 (8);

Area Scan (111x61x1): Interpolated grid: dx=1.500 mm, dy=1.500 mm

Maximum value of SAR (interpolated) = 0.207 W/kg

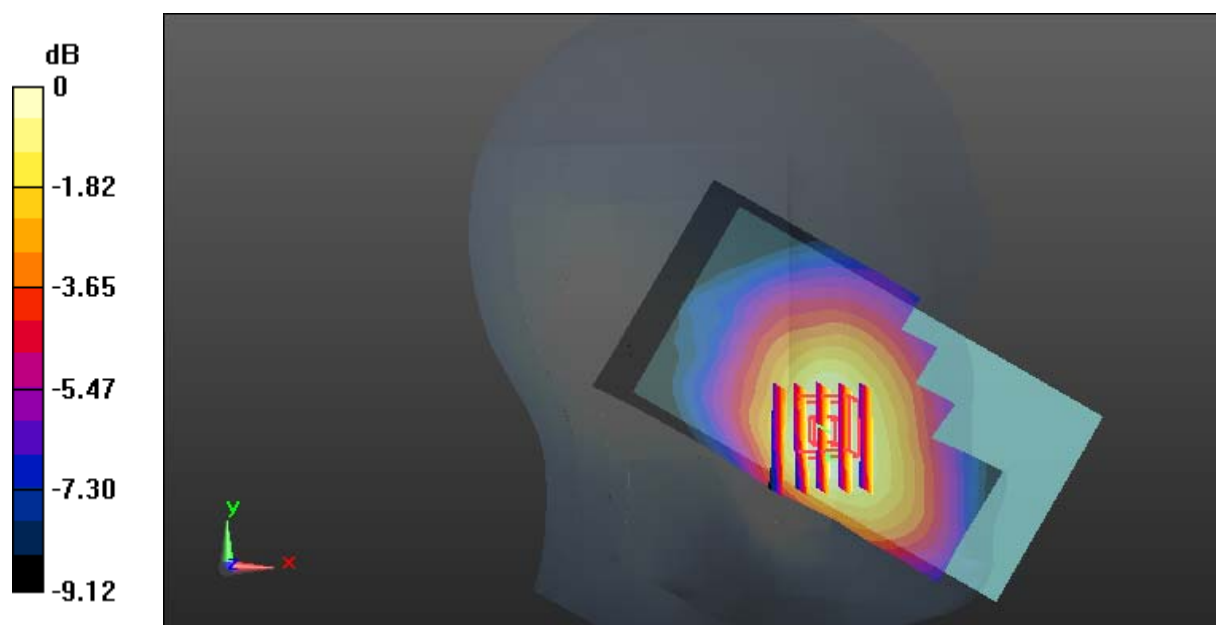
Zoom Scan (5x6x7)/Cube 0: Measurement grid: dx=8mm, dy=8mm, dz=5mm

Reference Value = 5.592 V/m; Power Drift = -0.11 dB

Peak SAR (extrapolated) = 0.229 W/kg

SAR(1 g) = 0.170 W/kg; SAR(10 g) = 0.130 W/kg

Maximum value of SAR (measured) = 0.204 W/kg



0 dB = 0.204 W/kg = -6.90 dBW/kg

Test Plot *#: GSM 850_Head Left Tilt_Middle**DUT: LTE Mobile Phone; Type: M4 B3; Serial: 18032600421**

Communication System: Generic GSM; Frequency: 836.6 MHz; Duty Cycle: 1:8
Medium parameters used: $f = 836.6$ MHz; $\sigma = 0.933$ S/m; $\epsilon_r = 40.881$; $\rho = 1000$ kg/m³ ;
Phantom section: Left Section

DASY5 Configuration:

- Probe: EX3DV4 - SN7441; ConvF(9.98, 9.98, 9.98); Calibrated: 2017/11/2;
- Sensor-Surface: 1.4mm (Mechanical Surface Detection)
- Electronics: DAE4 Sn1459; Calibrated: 2017/9/15
- Phantom: SAM (30deg probe tilt) with CRP v5.0_20150321; Type: QD000P40CD; Serial: TP:1874
- Measurement SW: DASY52, Version 52.8 (8);

Area Scan (111x61x1): Interpolated grid: dx=1.500 mm, dy=1.500 mm

Maximum value of SAR (interpolated) = 0.103 W/kg


Zoom Scan (6x6x7)/Cube 0: Measurement grid: dx=8mm, dy=8mm, dz=5mm

Reference Value = 7.401 V/m; Power Drift = -0.12 dB

Peak SAR (extrapolated) = 0.107 W/kg

SAR(1 g) = 0.084 W/kg; SAR(10 g) = 0.068 W/kg

Maximum value of SAR (measured) = 0.0989 W/kg



0 dB = 0.0989 W/kg = -10.05 dBW/kg

Test Plot *#: GSM 850_Head Right Cheek_Middle**DUT: LTE Mobile Phone; Type: M4 B3; Serial: 18032600421**

Communication System: Generic GSM; Frequency: 836.6 MHz; Duty Cycle: 1:8
Medium parameters used: $f = 836.6$ MHz; $\sigma = 0.933$ S/m; $\epsilon_r = 40.881$; $\rho = 1000$ kg/m³ ;
Phantom section: Right Section

DASY5 Configuration:

- Probe: EX3DV4 - SN7441; ConvF(9.98, 9.98, 9.98); Calibrated: 2017/11/2;
- Sensor-Surface: 1.4mm (Mechanical Surface Detection)
- Electronics: DAE4 Sn1459; Calibrated: 2017/9/15
- Phantom: SAM (30deg probe tilt) with CRP v5.0_20150321; Type: QD000P40CD; Serial: TP:1874
- Measurement SW: DASY52, Version 52.8 (8);

Area Scan (111x61x1): Interpolated grid: dx=1.500 mm, dy=1.500 mm

Maximum value of SAR (interpolated) = 0.146 W/kg

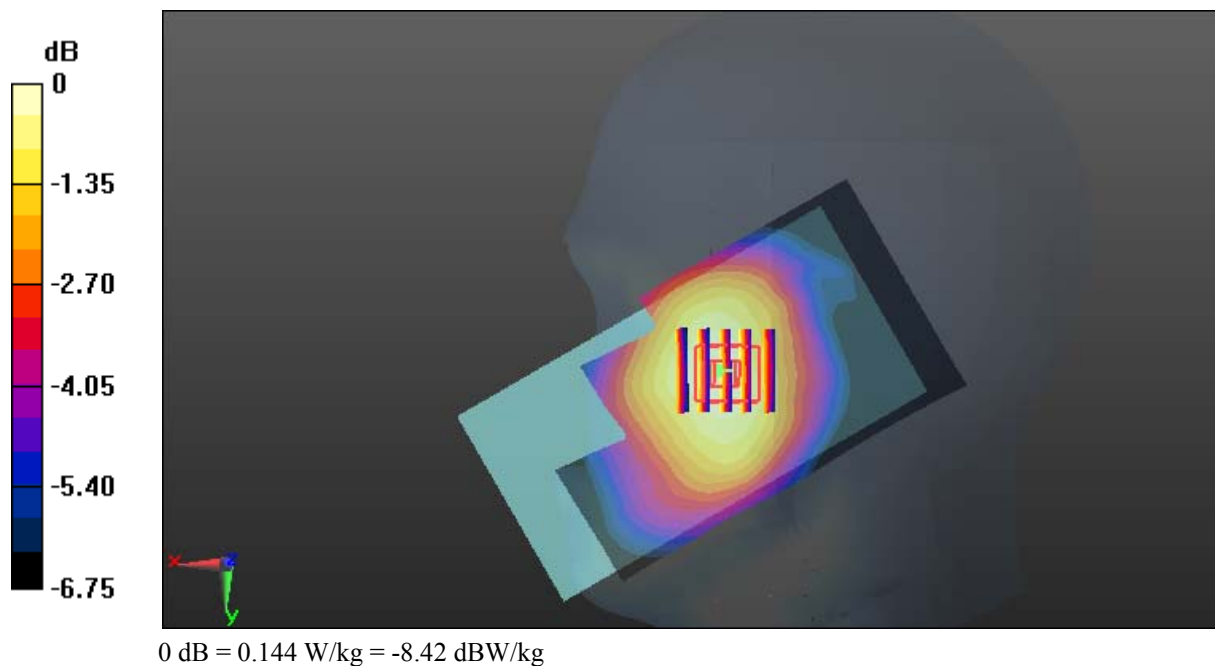
Zoom Scan (5x5x7)/Cube 0: Measurement grid: dx=8mm, dy=8mm, dz=5mm

Reference Value = 5.095 V/m; Power Drift = -0.04 dB

Peak SAR (extrapolated) = 0.154 W/kg

SAR(1 g) = 0.124 W/kg; SAR(10 g) = 0.098 W/kg

Maximum value of SAR (measured) = 0.144 W/kg



Test Plot *#: GSM 850_Head Right Tilt_Middle**DUT: LTE Mobile Phone; Type: M4 B3; Serial: 18032600421**

Communication System: Generic GSM; Frequency: 836.6 MHz; Duty Cycle: 1:8
Medium parameters used: $f = 836.6$ MHz; $\sigma = 0.933$ S/m; $\epsilon_r = 40.881$; $\rho = 1000$ kg/m³ ;
Phantom section: Right Section

DASY5 Configuration:

- Probe: EX3DV4 - SN7441; ConvF(9.98, 9.98, 9.98); Calibrated: 2017/11/2;
- Sensor-Surface: 1.4mm (Mechanical Surface Detection)
- Electronics: DAE4 Sn1459; Calibrated: 2017/9/15
- Phantom: SAM (30deg probe tilt) with CRP v5.0_20150321; Type: QD000P40CD; Serial: TP:1874
- Measurement SW: DASY52, Version 52.8 (8);

Area Scan (111x61x1): Interpolated grid: dx=1.500 mm, dy=1.500 mm

Maximum value of SAR (interpolated) = 0.0898 W/kg

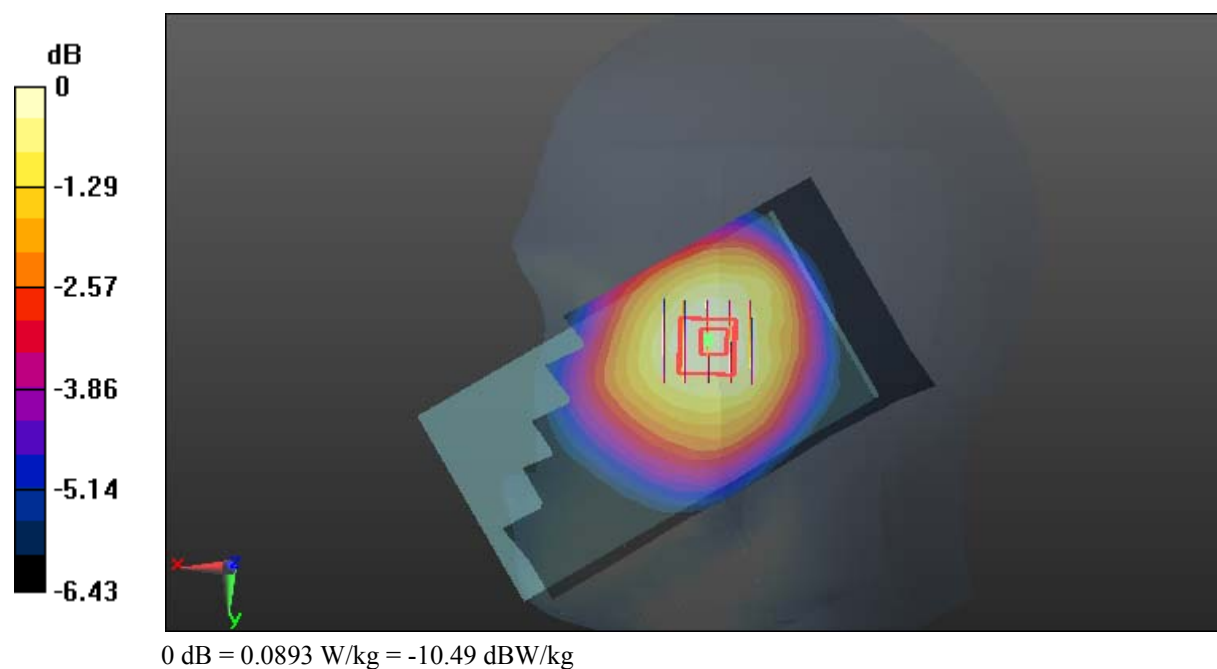
Zoom Scan (5x5x7)/Cube 0: Measurement grid: dx=8mm, dy=8mm, dz=5mm

Reference Value = 6.374 V/m; Power Drift = 0.04 dB

Peak SAR (extrapolated) = 0.0970 W/kg

SAR(1 g) = 0.077 W/kg; SAR(10 g) = 0.062 W/kg

Maximum value of SAR (measured) = 0.0893 W/kg



Test Plot *#: GSM 850_Body Worn Back_Middle

DUT: LTE Mobile Phone; Type: M4 B3; Serial: 18032600421

Communication System: Generic GSM; Frequency: 836.6 MHz; Duty Cycle: 1:8
 Medium parameters used: $f = 836.6 \text{ MHz}$; $\sigma = 0.998 \text{ S/m}$; $\epsilon_r = 55.243$; $\rho = 1000 \text{ kg/m}^3$;
 Phantom section: Flat Section

DASY5 Configuration:

- Probe: EX3DV4 - SN7441; ConvF(9.95, 9.95, 9.95); Calibrated: 2017/11/2;
- Sensor-Surface: 1.4mm (Mechanical Surface Detection)
- Electronics: DAE4 Sn1459; Calibrated: 2017/9/15
- Phantom: SAM (30deg probe tilt) with CRP v5.0_20150321; Type: QD000P40CD; Serial: TP:1874
- Measurement SW: DASY52, Version 52.8 (8);

Area Scan (131x71x1): Interpolated grid: $dx=1.500 \text{ mm}$, $dy=1.500 \text{ mm}$

Maximum value of SAR (interpolated) = 0.436 W/kg

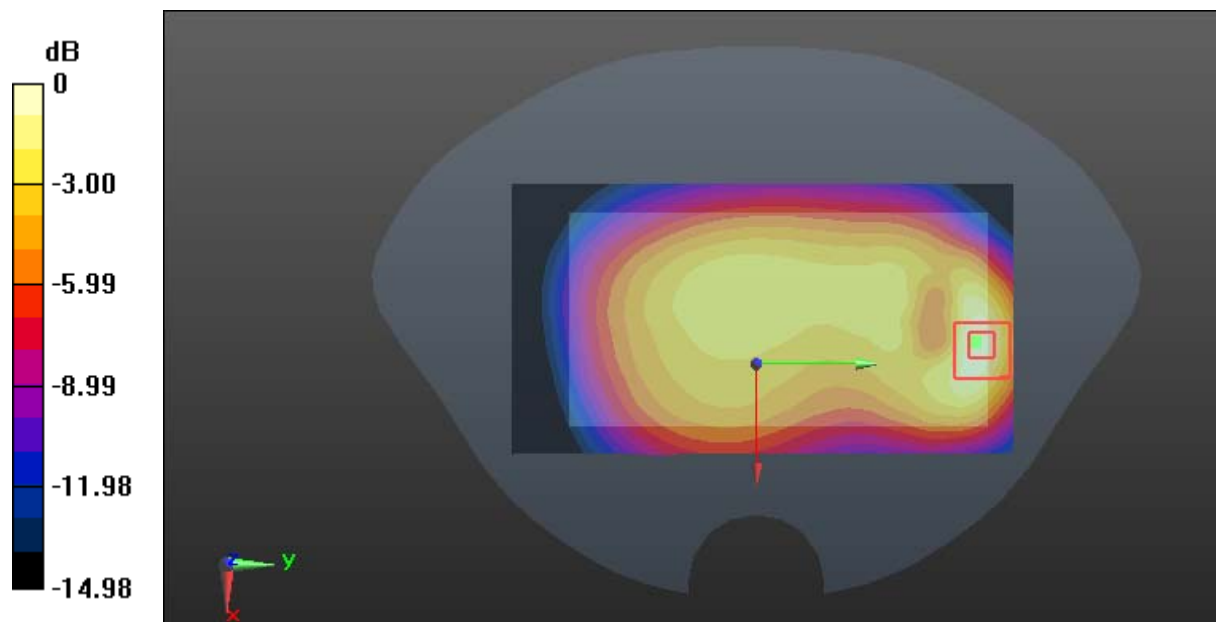
Zoom Scan (6x6x7)/Cube 0: Measurement grid: $dx=8\text{mm}$, $dy=8\text{mm}$, $dz=5\text{mm}$

Reference Value = 15.09 V/m; Power Drift = 0.13 dB

Peak SAR (extrapolated) = 0.538 W/kg

SAR(1 g) = 0.296 W/kg; SAR(10 g) = 0.166 W/kg

Maximum value of SAR (measured) = 0.444 W/kg



0 dB = 0.444 W/kg = -3.53 dBW/kg

Test Plot *#: GSM 850_Body Back_Middle**DUT: LTE Mobile Phone; Type: M4 B3; Serial: 18032600421**

Communication System: Generic GPRS-4 slots; Frequency: 836.6 MHz; Duty Cycle: 1:2
Medium parameters used: $f = 836.6$ MHz; $\sigma = 0.998$ S/m; $\epsilon_r = 55.243$; $\rho = 1000$ kg/m³ ;
Phantom section: Flat Section

DASY5 Configuration:

- Probe: EX3DV4 - SN7441; ConvF(9.95, 9.95, 9.95); Calibrated: 2017/11/2;
- Sensor-Surface: 1.4mm (Mechanical Surface Detection)
- Electronics: DAE4 Sn1459; Calibrated: 2017/9/15
- Phantom: SAM (30deg probe tilt) with CRP v5.0_20150321; Type: QD000P40CD; Serial: TP:1874
- Measurement SW: DASY52, Version 52.8 (8);

Area Scan (131x71x1): Interpolated grid: dx=1.500 mm, dy=1.500 mm

Maximum value of SAR (interpolated) = 0.646 W/kg

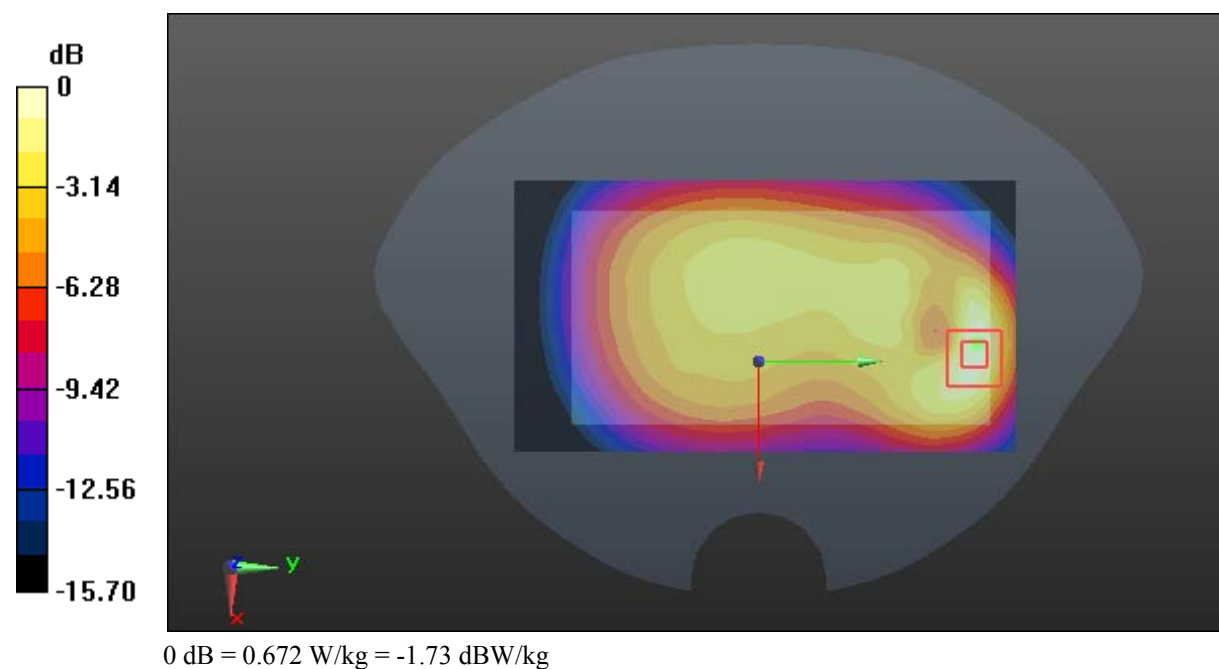
Zoom Scan (6x6x7)/Cube 0: Measurement grid: dx=8mm, dy=8mm, dz=5mm

Reference Value = 17.56 V/m; Power Drift = -0.01 dB

Peak SAR (extrapolated) = 0.830 W/kg

SAR(1 g) = 0.453 W/kg; SAR(10 g) = 0.252 W/kg

Maximum value of SAR (measured) = 0.672 W/kg



Test Plot *#: GSM 850_Body Left_Middle**DUT: LTE Mobile Phone; Type: M4 B3; Serial: 18032600421**

Communication System: Generic GPRS-4 slots; Frequency: 836.6 MHz; Duty Cycle: 1:2
Medium parameters used: $f = 836.6$ MHz; $\sigma = 0.998$ S/m; $\epsilon_r = 55.243$; $\rho = 1000$ kg/m³ ;
Phantom section: Flat Section

DASY5 Configuration:

- Probe: EX3DV4 - SN7441; ConvF(9.95, 9.95, 9.95); Calibrated: 2017/11/2;
- Sensor-Surface: 1.4mm (Mechanical Surface Detection)
- Electronics: DAE4 Sn1459; Calibrated: 2017/9/15
- Phantom: SAM (30deg probe tilt) with CRP v5.0_20150321; Type: QD000P40CD; Serial: TP:1874
- Measurement SW: DASY52, Version 52.8 (8);

Area Scan (121x51x1): Interpolated grid: dx=1.500 mm, dy=1.500 mm

Maximum value of SAR (interpolated) = 0.381 W/kg

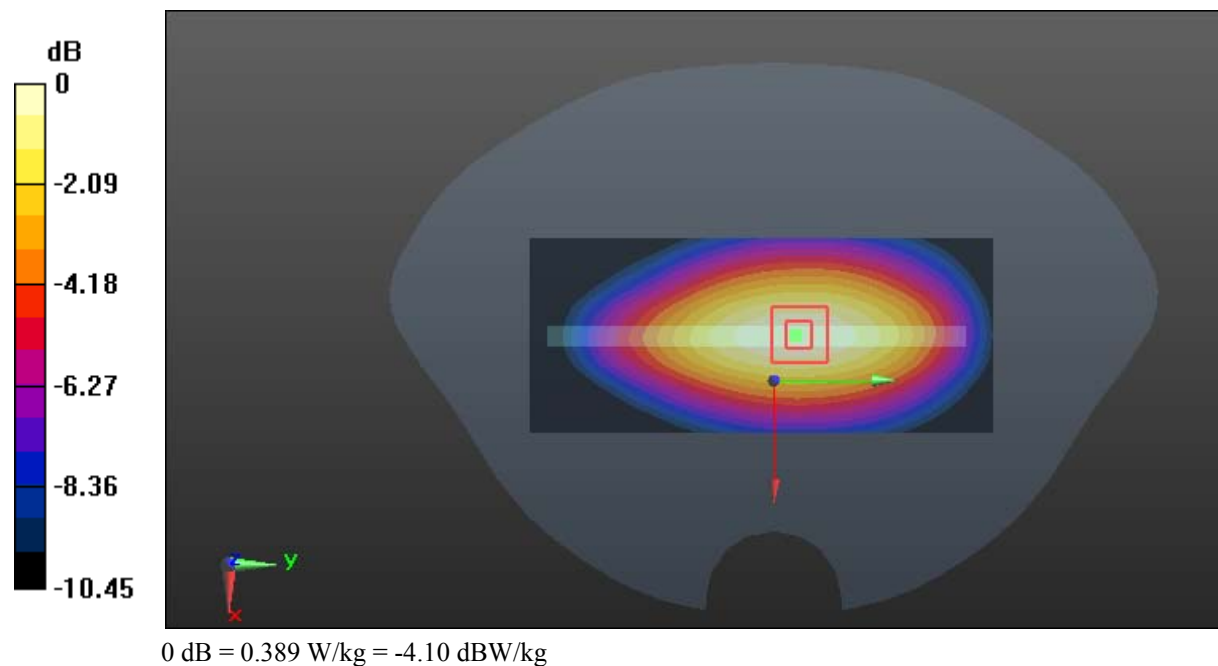
Zoom Scan (6x6x7)/Cube 0: Measurement grid: dx=8mm, dy=8mm, dz=5mm

Reference Value = 17.98 V/m; Power Drift = -0.08 dB

Peak SAR (extrapolated) = 0.439 W/kg

SAR(1 g) = 0.300 W/kg; SAR(10 g) = 0.209 W/kg

Maximum value of SAR (measured) = 0.389 W/kg



Test Plot *#: GSM 850_Body Right_Middle**DUT: LTE Mobile Phone; Type: M4 B3; Serial: 18032600421**

Communication System: Generic GPRS-4 slots; Frequency: 836.6 MHz; Duty Cycle: 1:2
Medium parameters used: $f = 836.6$ MHz; $\sigma = 0.998$ S/m; $\epsilon_r = 55.243$; $\rho = 1000$ kg/m³ ;
Phantom section: Flat Section

DASY5 Configuration:

- Probe: EX3DV4 - SN7441; ConvF(9.95, 9.95, 9.95); Calibrated: 2017/11/2;
- Sensor-Surface: 1.4mm (Mechanical Surface Detection)
- Electronics: DAE4 Sn1459; Calibrated: 2017/9/15
- Phantom: SAM (30deg probe tilt) with CRP v5.0_20150321; Type: QD000P40CD; Serial: TP:1874
- Measurement SW: DASY52, Version 52.8 (8);

Area Scan (121x51x1): Interpolated grid: dx=1.500 mm, dy=1.500 mm

Maximum value of SAR (interpolated) = 0.189 W/kg

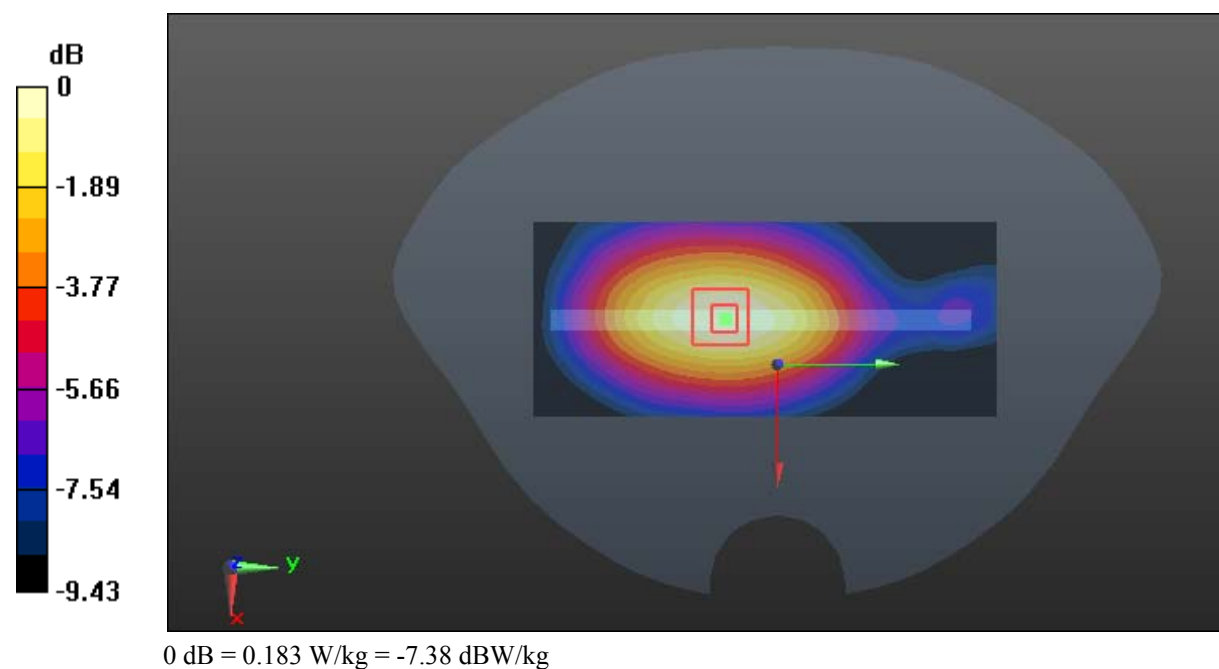
Zoom Scan (6x6x7)/Cube 0: Measurement grid: dx=8mm, dy=8mm, dz=5mm

Reference Value = 11.32 V/m; Power Drift = -0.05 dB

Peak SAR (extrapolated) = 0.207 W/kg

SAR(1 g) = 0.142 W/kg; SAR(10 g) = 0.099 W/kg

Maximum value of SAR (measured) = 0.183 W/kg



Test Plot *#: GSM 850_Body Bottom_Middle**DUT: LTE Mobile Phone; Type: M4 B3; Serial: 18032600421**

Communication System: Generic GPRS-4 slots; Frequency: 836.6 MHz; Duty Cycle: 1:2
Medium parameters used: $f = 836.6$ MHz; $\sigma = 0.998$ S/m; $\epsilon_r = 55.243$; $\rho = 1000$ kg/m³ ;
Phantom section: Flat Section

DASY5 Configuration:

- Probe: EX3DV4 - SN7441; ConvF(9.95, 9.95, 9.95); Calibrated: 2017/11/2;
- Sensor-Surface: 1.4mm (Mechanical Surface Detection)
- Electronics: DAE4 Sn1459; Calibrated: 2017/9/15
- Phantom: SAM (30deg probe tilt) with CRP v5.0_20150321; Type: QD000P40CD; Serial: TP:1874
- Measurement SW: DASY52, Version 52.8 (8);

Area Scan (81x51x1): Interpolated grid: dx=1.500 mm, dy=1.500 mm

Maximum value of SAR (interpolated) = 0.220 W/kg

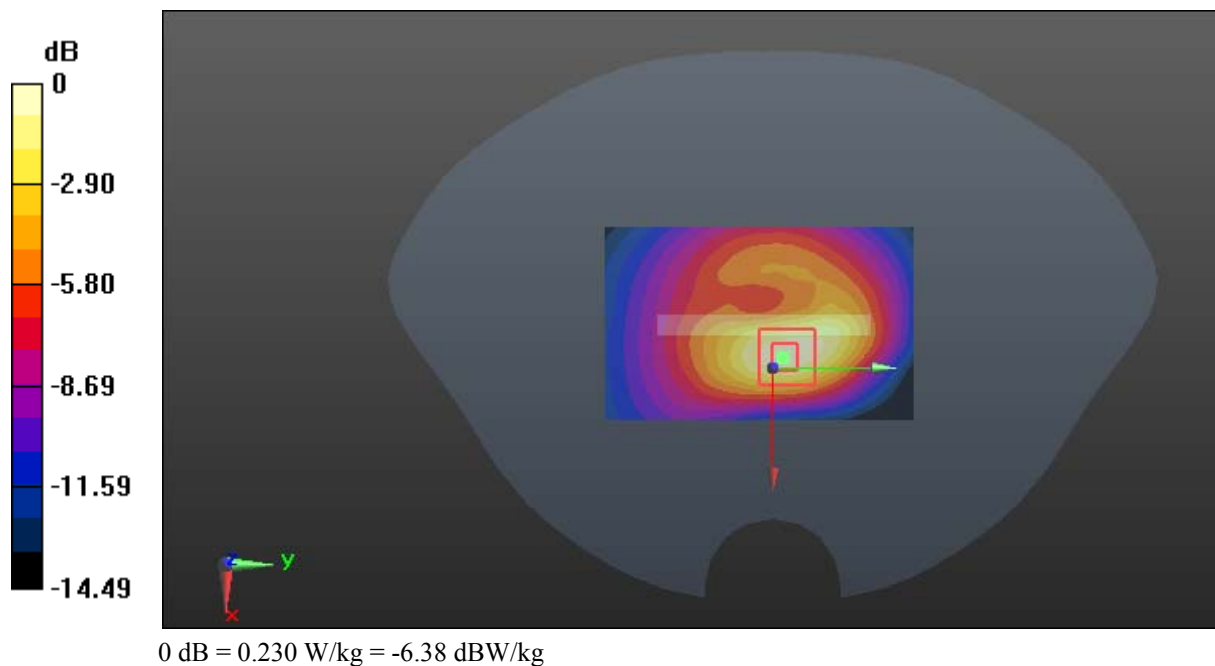
Zoom Scan (6x6x7)/Cube 0: Measurement grid: dx=8mm, dy=8mm, dz=5mm

Reference Value = 7.672 V/m; Power Drift = -0.19 dB

Peak SAR (extrapolated) = 0.279 W/kg

SAR(1 g) = 0.158 W/kg; SAR(10 g) = 0.090 W/kg

Maximum value of SAR (measured) = 0.230 W/kg



Test Plot *#: GSM 1900_Head Left Cheek_Middle**DUT: LTE Mobile Phone; Type: M4 B3; Serial: 18032600421**

Communication System: Generic GSM; Frequency: 1880 MHz; Duty Cycle: 1:8
Medium parameters used: $f = 1880$ MHz; $\sigma = 1.423$ S/m; $\epsilon_r = 38.972$; $\rho = 1000$ kg/m³ ;
Phantom section: Left Section

DASY5 Configuration:

- Probe: EX3DV4 - SN7441; ConvF(7.9, 7.9, 7.9); Calibrated: 2017/11/2;
- Sensor-Surface: 1.4mm (Mechanical Surface Detection)
- Electronics: DAE4 Sn1459; Calibrated: 2017/9/15
- Phantom: SAM (30deg probe tilt) with CRP v5.0_20150321; Type: QD000P40CD; Serial: TP:1874
- Measurement SW: DASY52, Version 52.8 (8);

Area Scan (111x61x1): Interpolated grid: dx=1.500 mm, dy=1.500 mm

Maximum value of SAR (interpolated) = 1.14 W/kg

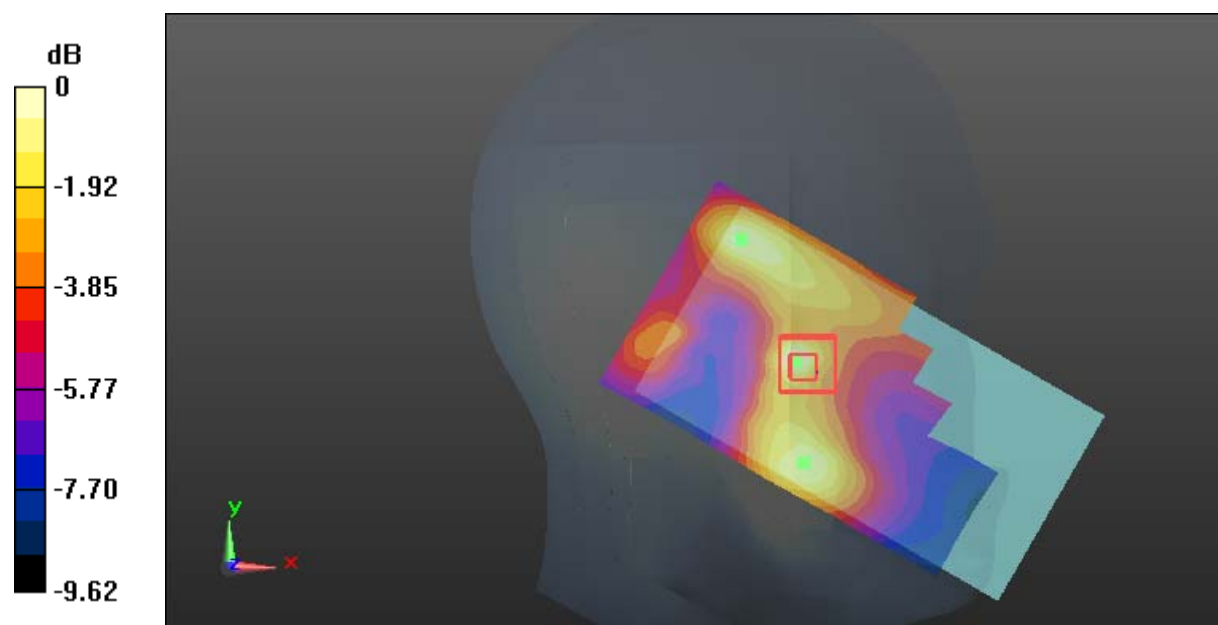
Zoom Scan (5x5x7)/Cube 0: Measurement grid: dx=8mm, dy=8mm, dz=5mm

Reference Value = 12.19 V/m; Power Drift = -0.10 dB

Peak SAR (extrapolated) = 2.55 W/kg

SAR(1 g) = 0.639 W/kg; SAR(10 g) = 0.398 W/kg

Maximum value of SAR (measured) = 1.17 W/kg



0 dB = 1.17 W/kg = 0.68 dBW/kg

Test Plot *#: GSM 1900_Head Left Tilt_Middle

DUT: LTE Mobile Phone; Type: M4 B3; Serial: 18032600421

Communication System: Generic GSM; Frequency: 1880 MHz; Duty Cycle: 1:8
 Medium parameters used: $f = 1880 \text{ MHz}$; $\sigma = 1.423 \text{ S/m}$; $\epsilon_r = 38.972$; $\rho = 1000 \text{ kg/m}^3$;
 Phantom section: Left Section

DASY5 Configuration:

- Probe: EX3DV4 - SN7441; ConvF(7.9, 7.9, 7.9); Calibrated: 2017/11/2;
- Sensor-Surface: 1.4mm (Mechanical Surface Detection)
- Electronics: DAE4 Sn1459; Calibrated: 2017/9/15
- Phantom: SAM (30deg probe tilt) with CRP v5.0_20150321; Type: QD000P40CD; Serial: TP:1874
- Measurement SW: DASY52, Version 52.8 (8);

Area Scan (111x61x1): Interpolated grid: $dx=1.500 \text{ mm}$, $dy=1.500 \text{ mm}$

Maximum value of SAR (interpolated) = 0.400 W/kg

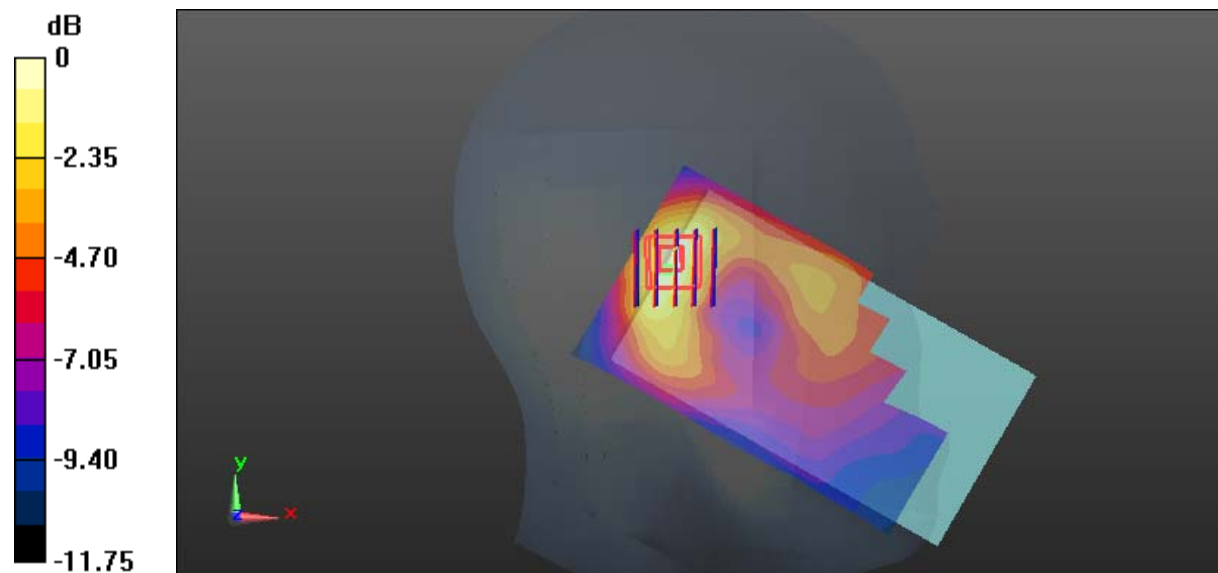
Zoom Scan (5x5x7)/Cube 0: Measurement grid: $dx=8\text{mm}$, $dy=8\text{mm}$, $dz=5\text{mm}$

Reference Value = 14.01 V/m ; Power Drift = -0.13 dB

Peak SAR (extrapolated) = 0.462 W/kg

SAR(1 g) = 0.282 W/kg ; SAR(10 g) = 0.172 W/kg

Maximum value of SAR (measured) = 0.400 W/kg



0 dB = $0.400 \text{ W/kg} = -3.98 \text{ dBW/kg}$

Test Plot *#: GSM 1900_Head Right Cheek_Middle**DUT: LTE Mobile Phone; Type: M4 B3; Serial: 18032600421**

Communication System: Generic GSM; Frequency: 1880 MHz; Duty Cycle: 1:8
Medium parameters used: $f = 1880$ MHz; $\sigma = 1.423$ S/m; $\epsilon_r = 38.972$; $\rho = 1000$ kg/m³ ;
Phantom section: Right Section

DASY5 Configuration:

- Probe: EX3DV4 - SN7441; ConvF(7.9, 7.9, 7.9); Calibrated: 2017/11/2;
- Sensor-Surface: 1.4mm (Mechanical Surface Detection)
- Electronics: DAE4 Sn1459; Calibrated: 2017/9/15
- Phantom: SAM (30deg probe tilt) with CRP v5.0_20150321; Type: QD000P40CD; Serial: TP:1874
- Measurement SW: DASY52, Version 52.8 (8);

Area Scan (111x61x1): Interpolated grid: dx=1.500 mm, dy=1.500 mm

Maximum value of SAR (interpolated) = 1.30 W/kg

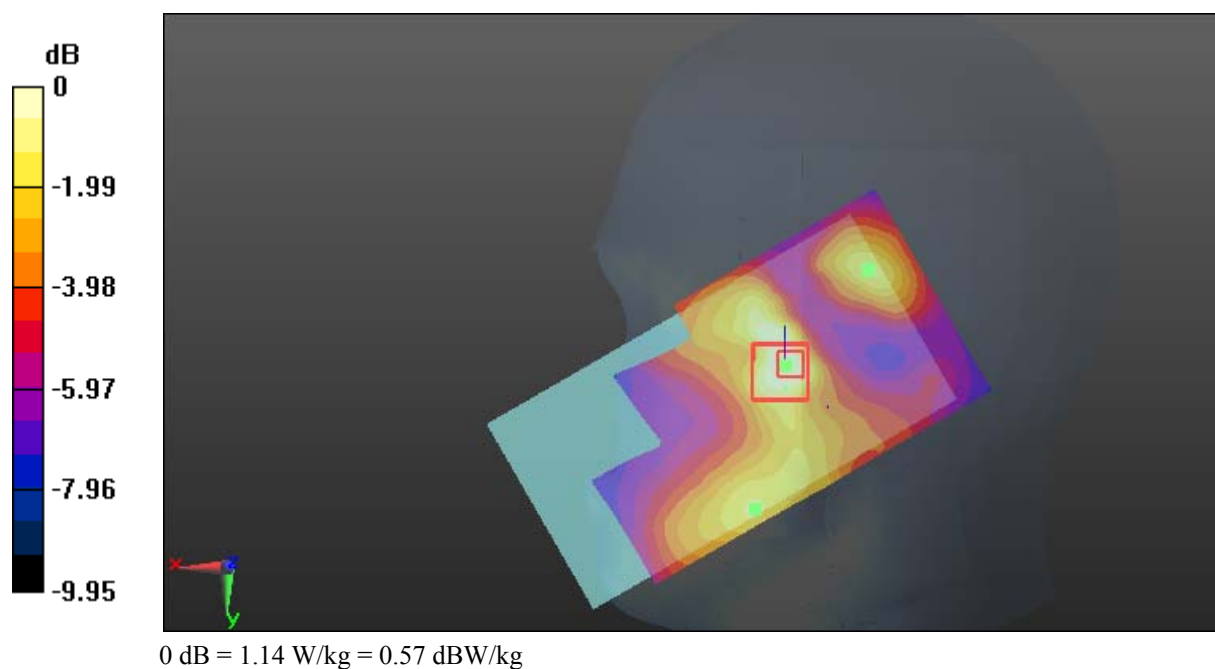
Zoom Scan (5x5x7)/Cube 0: Measurement grid: dx=8mm, dy=8mm, dz=5mm

Reference Value = 14.02 V/m; Power Drift = 0.10 dB

Peak SAR (extrapolated) = 2.66 W/kg

SAR(1 g) = 0.597 W/kg; SAR(10 g) = 0.396 W/kg

Maximum value of SAR (measured) = 1.14 W/kg



Test Plot *#: GSM 1900_Head Right Tilt_Middle

DUT: LTE Mobile Phone; Type: M4 B3; Serial: 18032600421

Communication System: Generic GSM; Frequency: 1880 MHz; Duty Cycle: 1:8
 Medium parameters used: $f = 1880 \text{ MHz}$; $\sigma = 1.423 \text{ S/m}$; $\epsilon_r = 38.972$; $\rho = 1000 \text{ kg/m}^3$;
 Phantom section: Right Section

DASY5 Configuration:

- Probe: EX3DV4 - SN7441; ConvF(7.9, 7.9, 7.9); Calibrated: 2017/11/2;
- Sensor-Surface: 1.4mm (Mechanical Surface Detection)
- Electronics: DAE4 Sn1459; Calibrated: 2017/9/15
- Phantom: SAM (30deg probe tilt) with CRP v5.0_20150321; Type: QD000P40CD; Serial: TP:1874
- Measurement SW: DASY52, Version 52.8 (8);

Area Scan (111x61x1): Interpolated grid: $dx=1.500 \text{ mm}$, $dy=1.500 \text{ mm}$

Maximum value of SAR (interpolated) = 0.390 W/kg


Zoom Scan (5x5x7)/Cube 0: Measurement grid: $dx=8\text{mm}$, $dy=8\text{mm}$, $dz=5\text{mm}$

Reference Value = 14.88 V/m; Power Drift = 0.02 dB

Peak SAR (extrapolated) = 0.437 W/kg

SAR(1 g) = 0.269 W/kg; SAR(10 g) = 0.171 W/kg

Maximum value of SAR (measured) = 0.369 W/kg



0 dB = 0.369 W/kg = -4.33 dBW/kg

Test Plot *#: GSM 1900_Body Worn Back_Middle**DUT: LTE Mobile Phone; Type: M4 B3; Serial: 18032600421**

Communication System: Generic GSM; Frequency: 1880 MHz; Duty Cycle: 1:8
Medium parameters used: $f = 1880$ MHz; $\sigma = 1.518$ S/m; $\epsilon_r = 52.618$; $\rho = 1000$ kg/m³ ;
Phantom section: Flat Section

DASY5 Configuration:

- Probe: EX3DV4 - SN7441; ConvF(7.79, 7.79, 7.79); Calibrated: 2017/11/2;
- Sensor-Surface: 1.4mm (Mechanical Surface Detection)
- Electronics: DAE4 Sn1459; Calibrated: 2017/9/15
- Phantom: SAM (30deg probe tilt) with CRP v5.0_20150321; Type: QD000P40CD; Serial: TP:1874
- Measurement SW: DASY52, Version 52.8 (8);

Area Scan (131x71x1): Interpolated grid: dx=1.500 mm, dy=1.500 mm

Maximum value of SAR (interpolated) = 0.774 W/kg

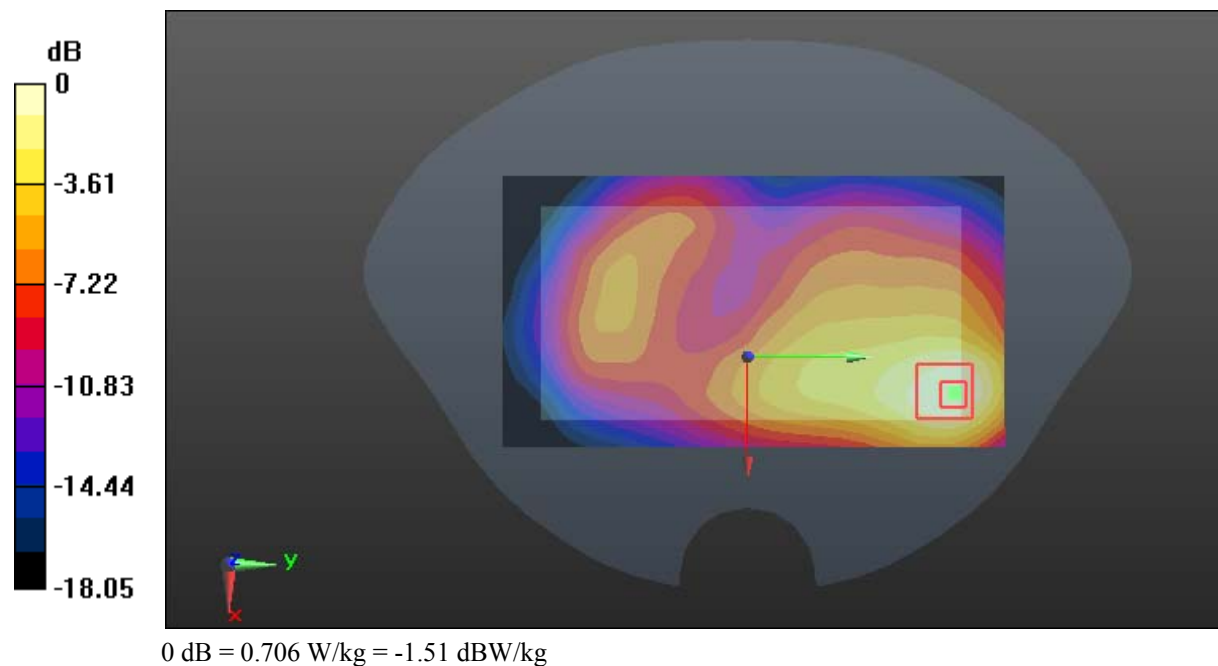
Zoom Scan (6x6x7)/Cube 0: Measurement grid: dx=8mm, dy=8mm, dz=5mm

Reference Value = 6.755 V/m; Power Drift = 0.02 dB

Peak SAR (extrapolated) = 0.869 W/kg

SAR(1 g) = 0.482 W/kg; SAR(10 g) = 0.277 W/kg

Maximum value of SAR (measured) = 0.706 W/kg



Test Plot *#: GSM 1900_Body Back_Middle**DUT: LTE Mobile Phone; Type: M4 B3; Serial: 18032600421**

Communication System: Generic GPRS-4 slots; Frequency: 1880 MHz; Duty Cycle: 1:2
Medium parameters used: $f = 1880$ MHz; $\sigma = 1.518$ S/m; $\epsilon_r = 52.618$; $\rho = 1000$ kg/m³ ;
Phantom section: Flat Section

DASY5 Configuration:

- Probe: EX3DV4 - SN7441; ConvF(7.79, 7.79, 7.79); Calibrated: 2017/11/2;
- Sensor-Surface: 1.4mm (Mechanical Surface Detection)
- Electronics: DAE4 Sn1459; Calibrated: 2017/9/15
- Phantom: SAM (30deg probe tilt) with CRP v5.0_20150321; Type: QD000P40CD; Serial: TP:1874
- Measurement SW: DASY52, Version 52.8 (8);

Area Scan (121x71x1): Interpolated grid: dx=1.500 mm, dy=1.500 mm

Maximum value of SAR (interpolated) = 1.18 W/kg

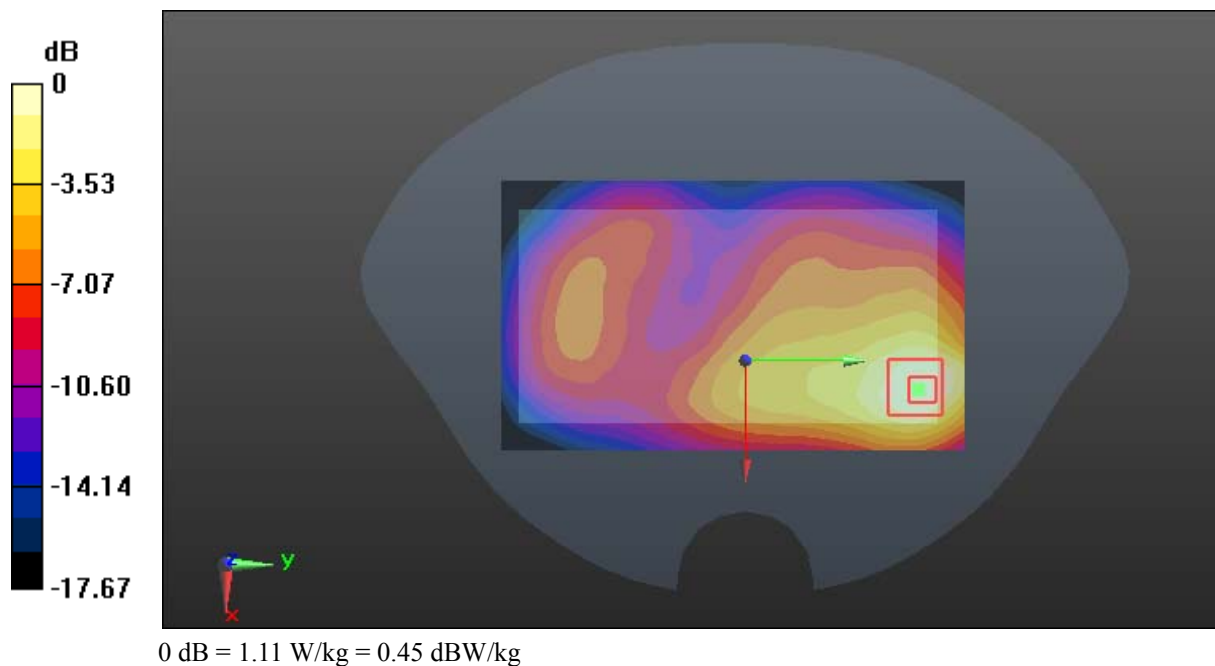
Zoom Scan (5x5x7)/Cube 0: Measurement grid: dx=8mm, dy=8mm, dz=5mm

Reference Value = 10.70 V/m; Power Drift = -0.12 dB

Peak SAR (extrapolated) = 1.41 W/kg

SAR(1 g) = 0.766 W/kg; SAR(10 g) = 0.433 W/kg

Maximum value of SAR (measured) = 1.11 W/kg



Test Plot *#: GSM 1900_Body Left_Middle**DUT: LTE Mobile Phone; Type: M4 B3; Serial: 18032600421**

Communication System: Generic GPRS-4 slots; Frequency: 1880 MHz; Duty Cycle: 1:2
Medium parameters used: $f = 1880$ MHz; $\sigma = 1.518$ S/m; $\epsilon_r = 52.618$; $\rho = 1000$ kg/m³ ;
Phantom section: Flat Section

DASY5 Configuration:

- Probe: EX3DV4 - SN7441; ConvF(7.79, 7.79, 7.79); Calibrated: 2017/11/2;
- Sensor-Surface: 1.4mm (Mechanical Surface Detection)
- Electronics: DAE4 Sn1459; Calibrated: 2017/9/15
- Phantom: SAM (30deg probe tilt) with CRP v5.0_20150321; Type: QD000P40CD; Serial: TP:1874
- Measurement SW: DASY52, Version 52.8 (8);

Area Scan (121x51x1): Interpolated grid: dx=1.500 mm, dy=1.500 mm

Maximum value of SAR (interpolated) = 0.238 W/kg

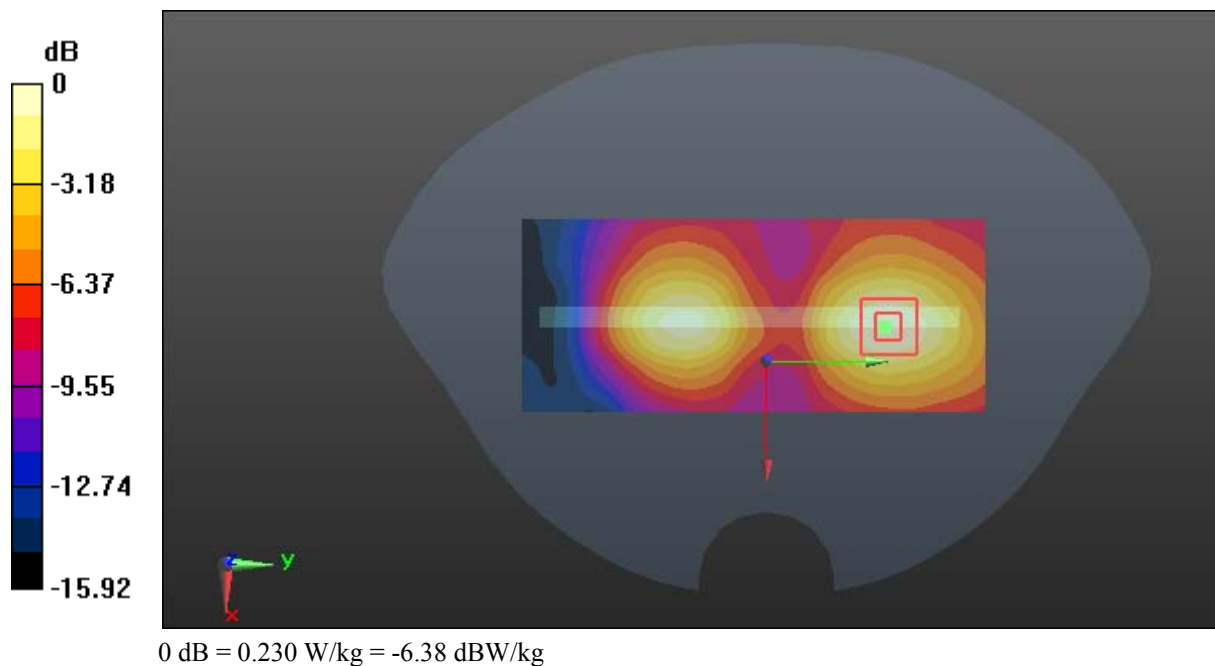
Zoom Scan (6x6x7)/Cube 0: Measurement grid: dx=8mm, dy=8mm, dz=5mm

Reference Value = 4.881 V/m; Power Drift = -0.13 dB

Peak SAR (extrapolated) = 0.270 W/kg

SAR(1 g) = 0.159 W/kg; SAR(10 g) = 0.094 W/kg

Maximum value of SAR (measured) = 0.230 W/kg



Test Plot *#: GSM 1900_Body Right_Middle**DUT: LTE Mobile Phone; Type: M4 B3; Serial: 18032600421**

Communication System: Generic GPRS-4 slots; Frequency: 1880 MHz; Duty Cycle: 1:2
Medium parameters used: $f = 1880$ MHz; $\sigma = 1.518$ S/m; $\epsilon_r = 52.618$; $\rho = 1000$ kg/m³ ;
Phantom section: Flat Section

DASY5 Configuration:

- Probe: EX3DV4 - SN7441; ConvF(7.79, 7.79, 7.79); Calibrated: 2017/11/2;
- Sensor-Surface: 1.4mm (Mechanical Surface Detection)
- Electronics: DAE4 Sn1459; Calibrated: 2017/9/15
- Phantom: SAM (30deg probe tilt) with CRP v5.0_20150321; Type: QD000P40CD; Serial: TP:1874
- Measurement SW: DASY52, Version 52.8 (8);

Area Scan (121x51x1): Interpolated grid: dx=1.500 mm, dy=1.500 mm

Maximum value of SAR (interpolated) = 0.496 W/kg

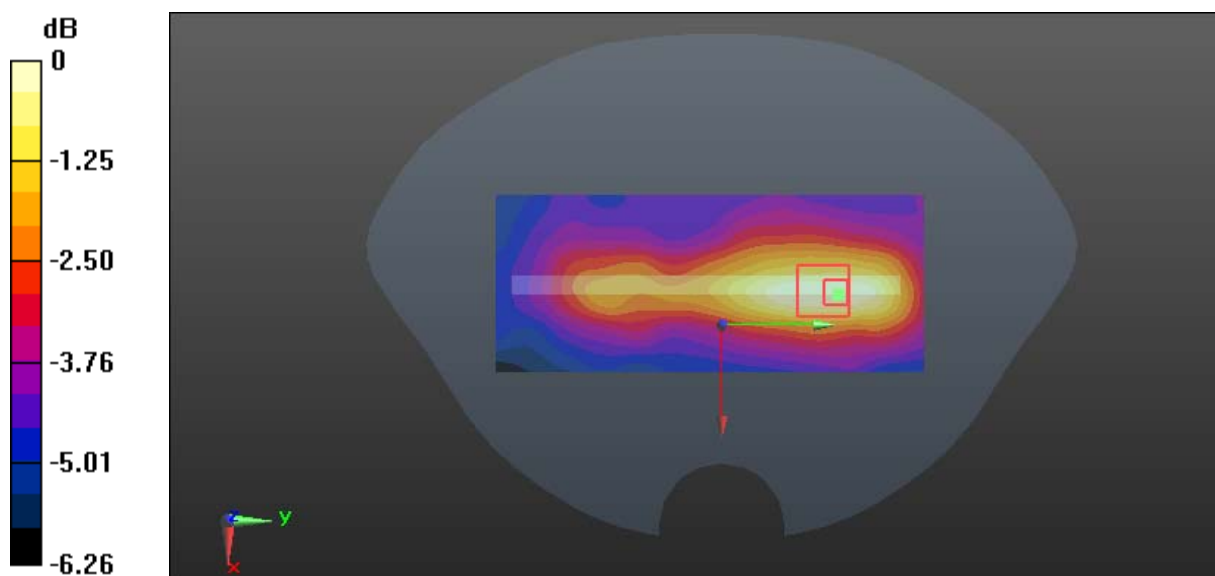
Zoom Scan (6x7x7)/Cube 0: Measurement grid: dx=8mm, dy=8mm, dz=5mm

Reference Value = 14.82 V/m; Power Drift = -0.04 dB

Peak SAR (extrapolated) = 0.581 W/kg

SAR(1 g) = 0.390 W/kg; SAR(10 g) = 0.260 W/kg

Maximum value of SAR (measured) = 0.484 W/kg



0 dB = 0.484 W/kg = -3.15 dBW/kg

Test Plot *#: GSM 1900_Body Bottom_Middle**DUT: LTE Mobile Phone; Type: M4 B3; Serial: 18032600421**

Communication System: Generic GPRS-4 slots; Frequency: 1880 MHz; Duty Cycle: 1:2
Medium parameters used: $f = 1880$ MHz; $\sigma = 1.518$ S/m; $\epsilon_r = 52.618$; $\rho = 1000$ kg/m³ ;
Phantom section: Flat Section

DASY5 Configuration:

- Probe: EX3DV4 - SN7441; ConvF(7.79, 7.79, 7.79); Calibrated: 2017/11/2;
- Sensor-Surface: 1.4mm (Mechanical Surface Detection)
- Electronics: DAE4 Sn1459; Calibrated: 2017/9/15
- Phantom: SAM (30deg probe tilt) with CRP v5.0_20150321; Type: QD000P40CD; Serial: TP:1874
- Measurement SW: DASY52, Version 52.8 (8);

Area Scan (81x51x1): Interpolated grid: dx=1.500 mm, dy=1.500 mm

Maximum value of SAR (interpolated) = 0.329 W/kg

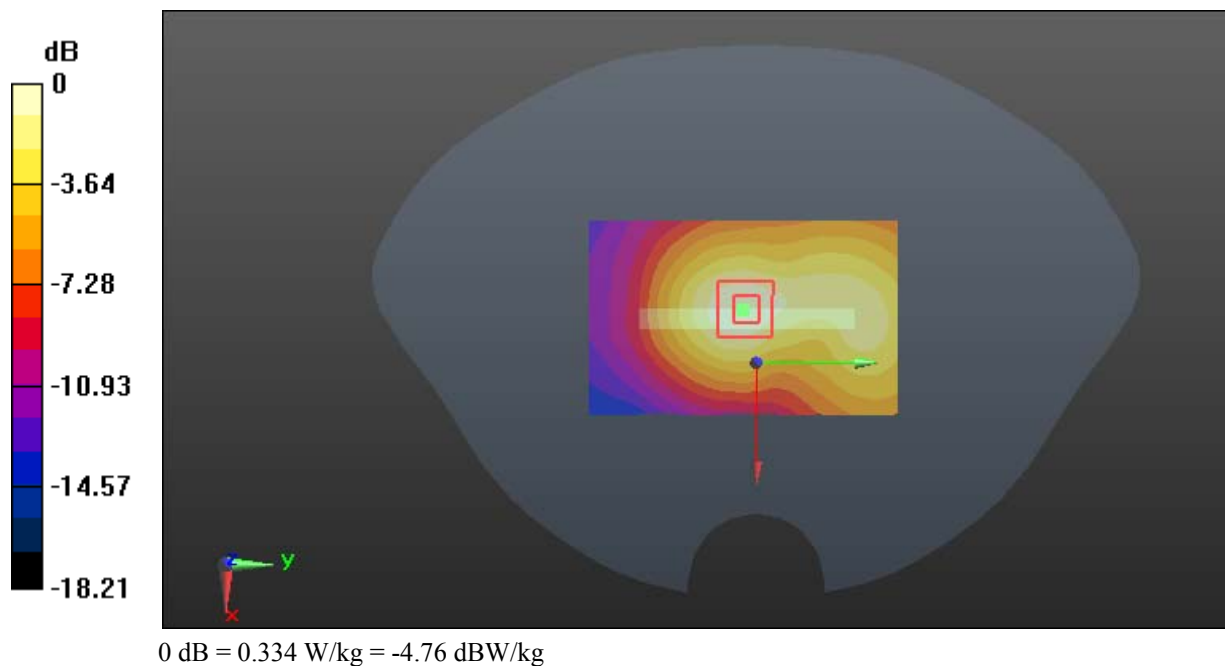
Zoom Scan (6x6x7)/Cube 0: Measurement grid: dx=8mm, dy=8mm, dz=5mm

Reference Value = 12.82 V/m; Power Drift = -0.16 dB

Peak SAR (extrapolated) = 0.403 W/kg

SAR(1 g) = 0.228 W/kg; SAR(10 g) = 0.131 W/kg

Maximum value of SAR (measured) = 0.334 W/kg



Test Plot *#: WCDMA Band 2_Head Left Cheek_Middle**DUT: LTE Mobile Phone; Type: M4 B3; Serial: 18032600421**

Communication System: WCDMA; Frequency: 1880 MHz; Duty Cycle: 1:1
Medium parameters used: $f = 1880$ MHz; $\sigma = 1.423$ S/m; $\epsilon_r = 38.972$; $\rho = 1000$ kg/m³ ;
Phantom section: Left Section

DASY5 Configuration:

- Probe: EX3DV4 - SN7441; ConvF(7.9, 7.9, 7.9); Calibrated: 2017/11/2;
- Sensor-Surface: 1.4mm (Mechanical Surface Detection)
- Electronics: DAE4 Sn1459; Calibrated: 2017/9/15
- Phantom: SAM (30deg probe tilt) with CRP v5.0_20150321; Type: QD000P40CD; Serial: TP:1874
- Measurement SW: DASY52, Version 52.8 (8);

Area Scan (111x61x1): Interpolated grid: dx=1.500 mm, dy=1.500 mm

Maximum value of SAR (interpolated) = 0.235 W/kg

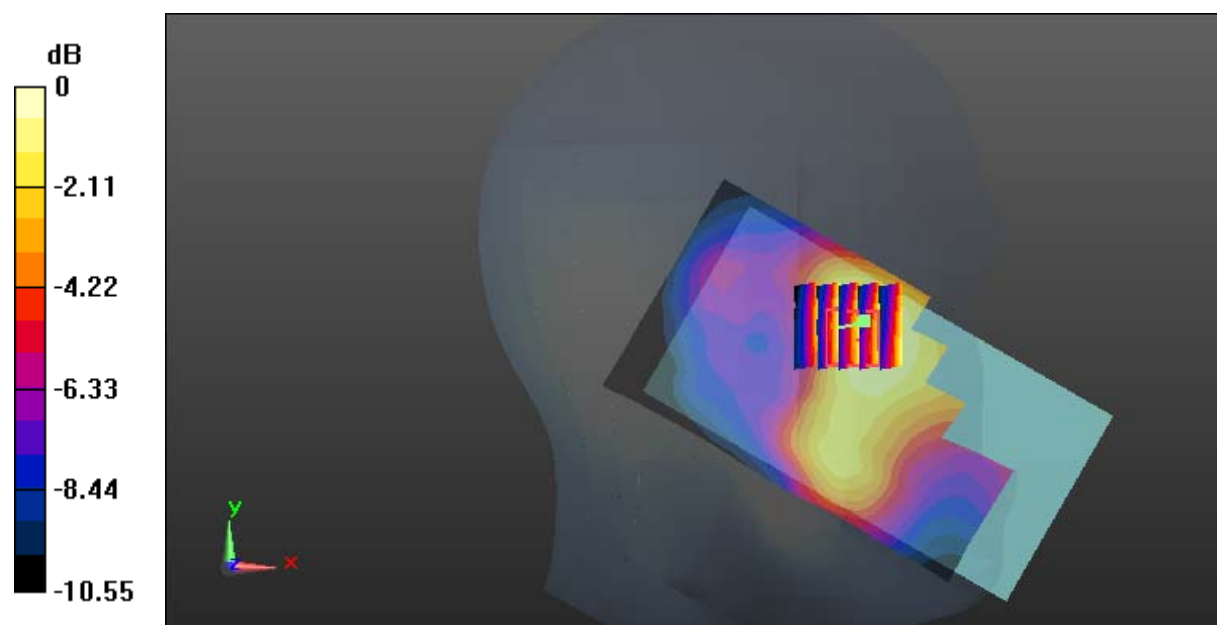
Zoom Scan (5x5x7)/Cube 0: Measurement grid: dx=8mm, dy=8mm, dz=5mm

Reference Value = 5.459 V/m; Power Drift = -0.12 dB

Peak SAR (extrapolated) = 0.242 W/kg

SAR(1 g) = 0.166 W/kg; SAR(10 g) = 0.112 W/kg

Maximum value of SAR (measured) = 0.214 W/kg



0 dB = 0.214 W/kg = -6.70 dBW/kg

Test Plot *#: WCDMA Band 2_Head Left Tilt_Middle**DUT: LTE Mobile Phone; Type: M4 B3; Serial: 18032600421**

Communication System: WCDMA; Frequency: 1880 MHz; Duty Cycle: 1:1
Medium parameters used: $f = 1880$ MHz; $\sigma = 1.423$ S/m; $\epsilon_r = 38.972$; $\rho = 1000$ kg/m³ ;
Phantom section: Left Section

DASY5 Configuration:

- Probe: EX3DV4 - SN7441; ConvF(7.9, 7.9, 7.9); Calibrated: 2017/11/2;
- Sensor-Surface: 1.4mm (Mechanical Surface Detection)
- Electronics: DAE4 Sn1459; Calibrated: 2017/9/15
- Phantom: SAM (30deg probe tilt) with CRP v5.0_20150321; Type: QD000P40CD; Serial: TP:1874
- Measurement SW: DASY52, Version 52.8 (8);

Area Scan (111x61x1): Interpolated grid: dx=1.500 mm, dy=1.500 mm

Maximum value of SAR (interpolated) = 0.200 W/kg

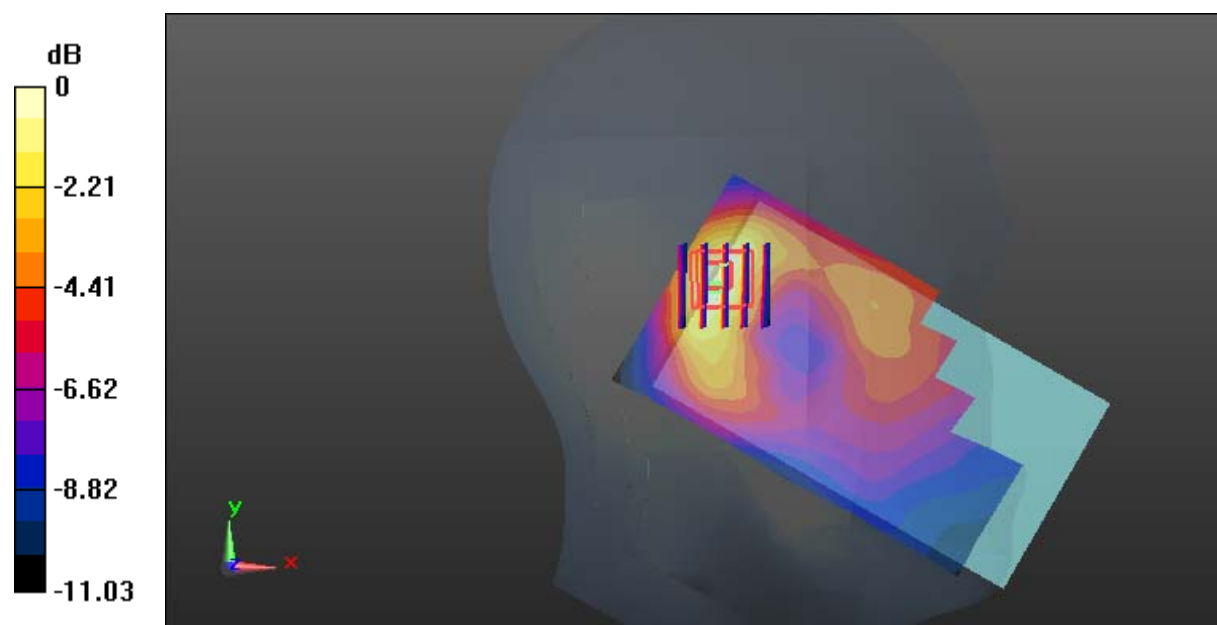
Zoom Scan (5x5x7)/Cube 0: Measurement grid: dx=8mm, dy=8mm, dz=5mm

Reference Value = 10.18 V/m; Power Drift = -0.12 dB

Peak SAR (extrapolated) = 0.234 W/kg

SAR(1 g) = 0.141 W/kg; SAR(10 g) = 0.086 W/kg

Maximum value of SAR (measured) = 0.200 W/kg



0 dB = 0.200 W/kg = -6.99 dBW/kg

Test Plot *#: WCDMA Band 2_Head Right Cheek_Middle**DUT: LTE Mobile Phone; Type: M4 B3; Serial: 18032600421**

Communication System: WCDMA; Frequency: 1880 MHz; Duty Cycle: 1:1
Medium parameters used: $f = 1880$ MHz; $\sigma = 1.423$ S/m; $\epsilon_r = 38.972$; $\rho = 1000$ kg/m³ ;
Phantom section: Right Section

DASY5 Configuration:

- Probe: EX3DV4 - SN7441; ConvF(7.9, 7.9, 7.9); Calibrated: 2017/11/2;
- Sensor-Surface: 1.4mm (Mechanical Surface Detection)
- Electronics: DAE4 Sn1459; Calibrated: 2017/9/15
- Phantom: SAM (30deg probe tilt) with CRP v5.0_20150321; Type: QD000P40CD; Serial: TP:1874
- Measurement SW: DASY52, Version 52.8 (8);

Area Scan (111x61x1): Interpolated grid: dx=1.500 mm, dy=1.500 mm

Maximum value of SAR (interpolated) = 0.418 W/kg


Zoom Scan (5x5x7)/Cube 0: Measurement grid: dx=8mm, dy=8mm, dz=5mm

Reference Value = 5.430 V/m; Power Drift = -0.14 dB

Peak SAR (extrapolated) = 0.473 W/kg

SAR(1 g) = 0.299 W/kg; SAR(10 g) = 0.186 W/kg

Maximum value of SAR (measured) = 0.409 W/kg



Test Plot *#: WCDMA Band 2_Head Right Tilt_Middle**DUT: LTE Mobile Phone; Type: M4 B3; Serial: 18032600421**

Communication System: WCDMA; Frequency: 1880 MHz; Duty Cycle: 1:1
Medium parameters used: $f = 1880$ MHz; $\sigma = 1.423$ S/m; $\epsilon_r = 38.972$; $\rho = 1000$ kg/m³ ;
Phantom section: Right Section

DASY5 Configuration:

- Probe: EX3DV4 - SN7441; ConvF(7.9, 7.9, 7.9); Calibrated: 2017/11/2;
- Sensor-Surface: 1.4mm (Mechanical Surface Detection)
- Electronics: DAE4 Sn1459; Calibrated: 2017/9/15
- Phantom: SAM (30deg probe tilt) with CRP v5.0_20150321; Type: QD000P40CD; Serial: TP:1874
- Measurement SW: DASY52, Version 52.8 (8);

Area Scan (111x61x1): Interpolated grid: dx=1.500 mm, dy=1.500 mm

Maximum value of SAR (interpolated) = 0.210 W/kg

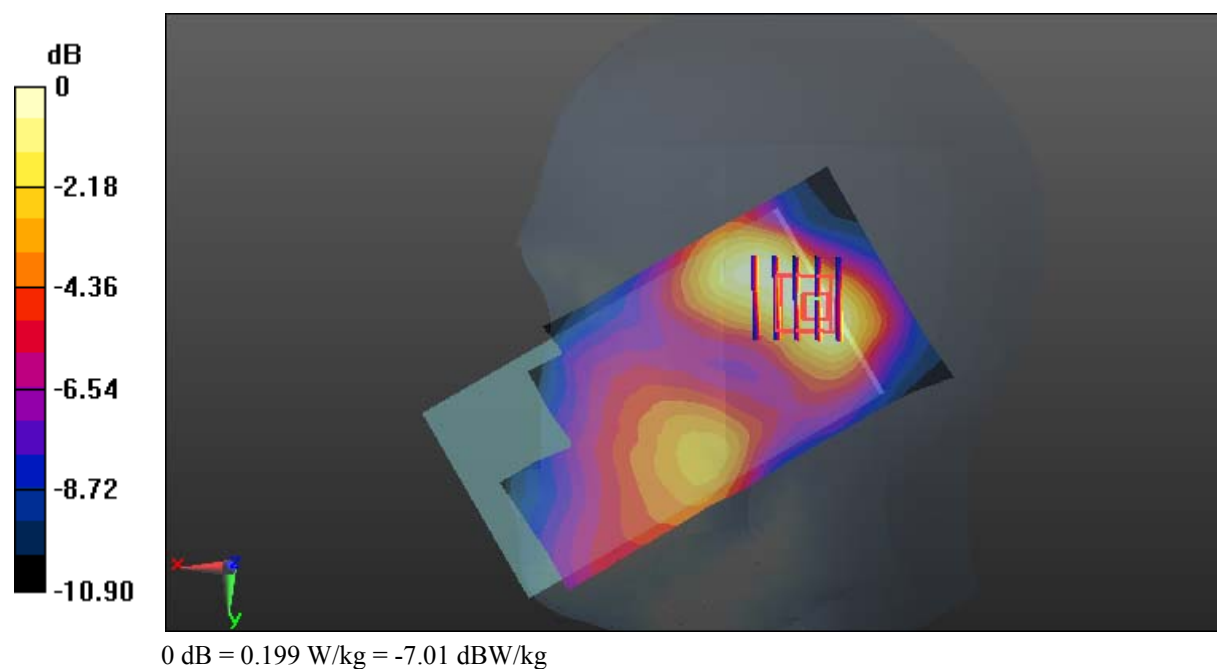
Zoom Scan (5x5x7)/Cube 0: Measurement grid: dx=8mm, dy=8mm, dz=5mm

Reference Value = 10.88 V/m; Power Drift = 0.02 dB

Peak SAR (extrapolated) = 0.237 W/kg

SAR(1 g) = 0.145 W/kg; SAR(10 g) = 0.092 W/kg

Maximum value of SAR (measured) = 0.199 W/kg



Test Plot *#: WCDMA Band 2_Body Back_Middle**DUT: LTE Mobile Phone; Type: M4 B3; Serial: 18032600421**

Communication System: WCDMA; Frequency: 1880 MHz; Duty Cycle: 1:1
Medium parameters used: $f = 1880$ MHz; $\sigma = 1.518$ S/m; $\epsilon_r = 52.618$; $\rho = 1000$ kg/m³ ;
Phantom section: Flat Section

DASY5 Configuration:

- Probe: EX3DV4 - SN7441; ConvF(7.79, 7.79, 7.79); Calibrated: 2017/11/2;
- Sensor-Surface: 1.4mm (Mechanical Surface Detection)
- Electronics: DAE4 Sn1459; Calibrated: 2017/9/15
- Phantom: SAM (30deg probe tilt) with CRP v5.0_20150321; Type: QD000P40CD; Serial: TP:1874
- Measurement SW: DASY52, Version 52.8 (8);

Area Scan (121x71x1): Interpolated grid: dx=1.500 mm, dy=1.500 mm

Maximum value of SAR (interpolated) = 0.971 W/kg

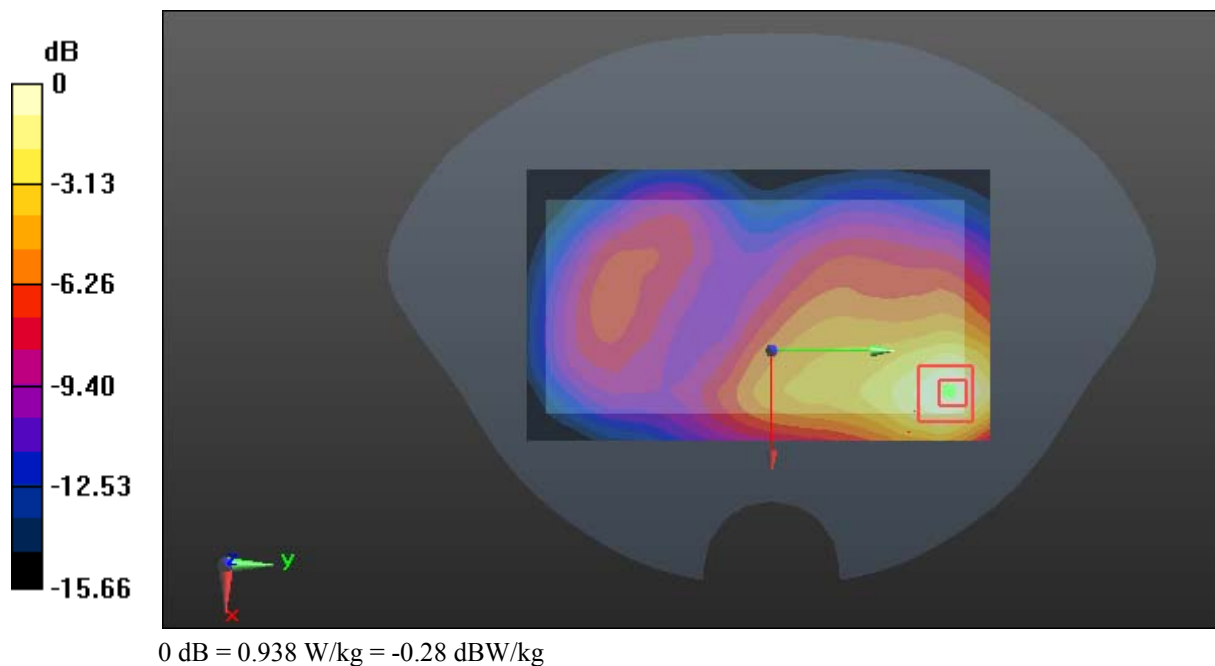
Zoom Scan (5x5x7)/Cube 0: Measurement grid: dx=8mm, dy=8mm, dz=5mm

Reference Value = 9.717 V/m; Power Drift = -0.13 dB

Peak SAR (extrapolated) = 1.19 W/kg

SAR(1 g) = 0.641 W/kg; SAR(10 g) = 0.361 W/kg

Maximum value of SAR (measured) = 0.938 W/kg



Test Plot *#: WCDMA Band 2_Body Left_Middle**DUT: LTE Mobile Phone; Type: M4 B3; Serial: 18032600421**

Communication System: WCDMA; Frequency: 1880 MHz; Duty Cycle: 1:1
Medium parameters used: $f = 1880$ MHz; $\sigma = 1.518$ S/m; $\epsilon_r = 52.618$; $\rho = 1000$ kg/m³ ;
Phantom section: Flat Section

DASY5 Configuration:

- Probe: EX3DV4 - SN7441; ConvF(7.79, 7.79, 7.79); Calibrated: 2017/11/2;
- Sensor-Surface: 1.4mm (Mechanical Surface Detection)
- Electronics: DAE4 Sn1459; Calibrated: 2017/9/15
- Phantom: SAM (30deg probe tilt) with CRP v5.0_20150321; Type: QD000P40CD; Serial: TP:1874
- Measurement SW: DASY52, Version 52.8 (8);

Area Scan (121x51x1): Interpolated grid: dx=1.500 mm, dy=1.500 mm

Maximum value of SAR (interpolated) = 0.137 W/kg

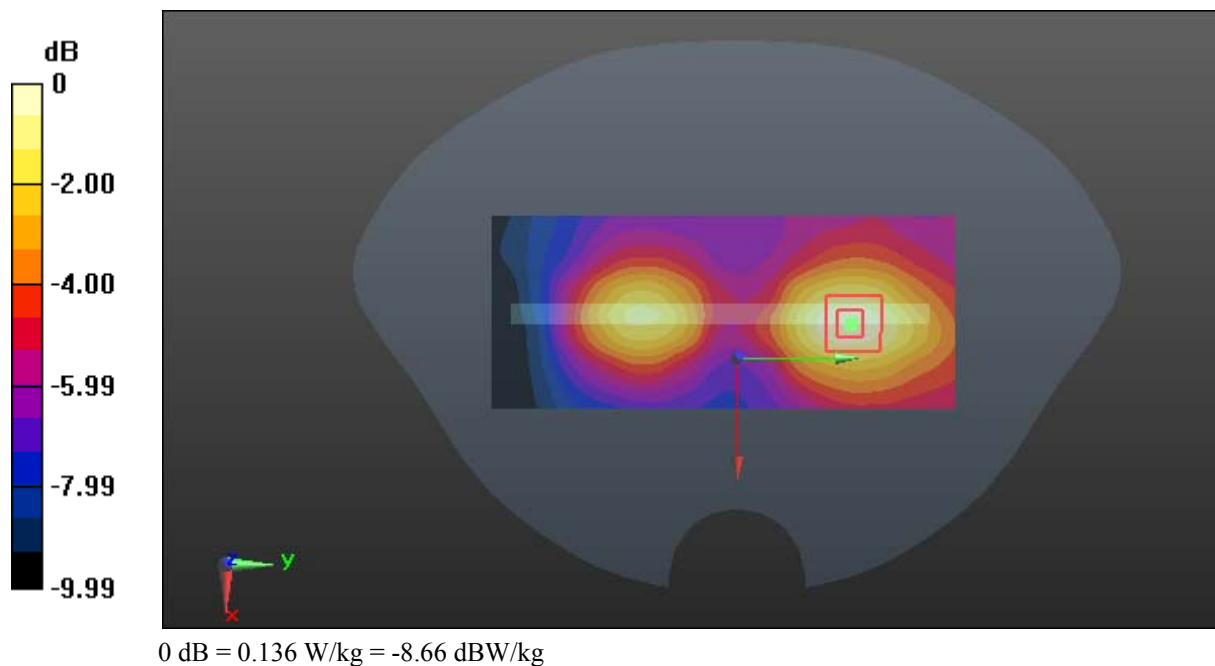
Zoom Scan (6x6x7)/Cube 0: Measurement grid: dx=8mm, dy=8mm, dz=5mm

Reference Value = 4.438 V/m; Power Drift = -0.19 dB

Peak SAR (extrapolated) = 0.158 W/kg

SAR(1 g) = 0.096 W/kg; SAR(10 g) = 0.061 W/kg

Maximum value of SAR (measured) = 0.136 W/kg



Test Plot *#: WCDMA Band 2_Body Right_Middle**DUT: LTE Mobile Phone; Type: M4 B3; Serial: 18032600421**

Communication System: WCDMA; Frequency: 1880 MHz; Duty Cycle: 1:1
Medium parameters used: $f = 1880$ MHz; $\sigma = 1.518$ S/m; $\epsilon_r = 52.618$; $\rho = 1000$ kg/m³ ;
Phantom section: Flat Section

DASY5 Configuration:

- Probe: EX3DV4 - SN7441; ConvF(7.79, 7.79, 7.79); Calibrated: 2017/11/2;
- Sensor-Surface: 1.4mm (Mechanical Surface Detection)
- Electronics: DAE4 Sn1459; Calibrated: 2017/9/15
- Phantom: SAM (30deg probe tilt) with CRP v5.0_20150321; Type: QD000P40CD; Serial: TP:1874
- Measurement SW: DASY52, Version 52.8 (8);

Area Scan (121x51x1): Interpolated grid: dx=1.500 mm, dy=1.500 mm

Maximum value of SAR (interpolated) = 0.461 W/kg

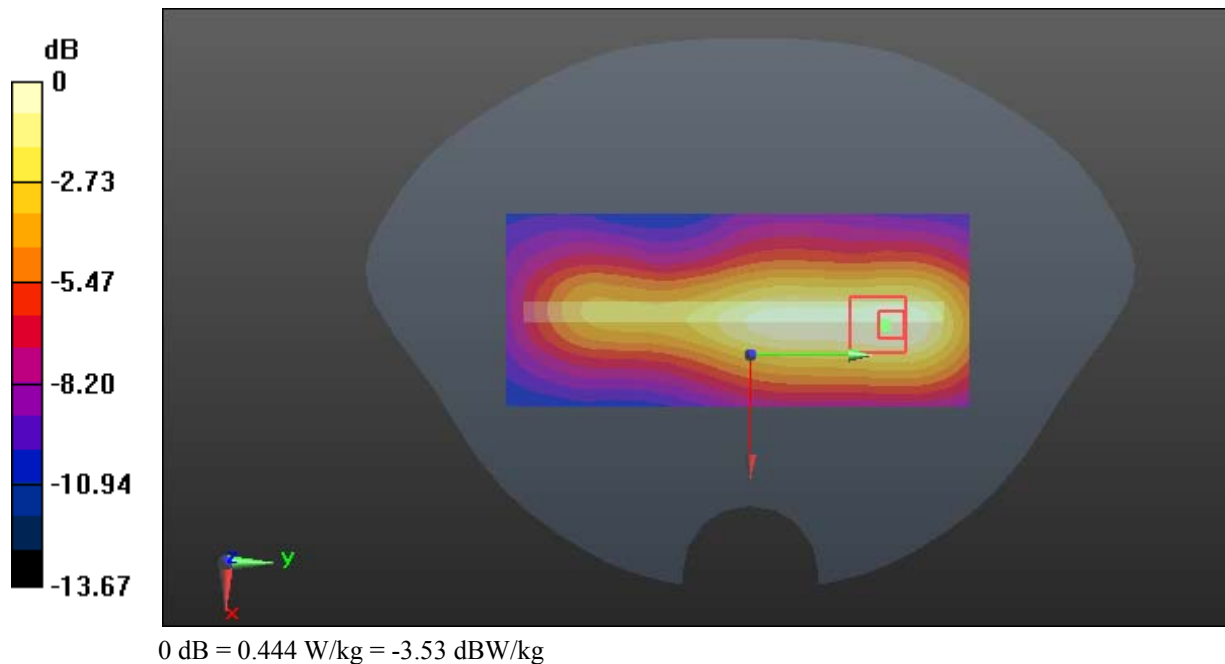
Zoom Scan (6x7x7)/Cube 0: Measurement grid: dx=8mm, dy=8mm, dz=5mm

Reference Value = 13.13 V/m; Power Drift = -0.13 dB

Peak SAR (extrapolated) = 0.537 W/kg

SAR(1 g) = 0.300 W/kg; SAR(10 g) = 0.176 W/kg

Maximum value of SAR (measured) = 0.444 W/kg



Test Plot *#: WCDMA Band 2_Body Bottom_Middle**DUT: LTE Mobile Phone; Type: M4 B3; Serial: 18032600421**

Communication System: WCDMA; Frequency: 1880 MHz; Duty Cycle: 1:1
Medium parameters used: $f = 1880$ MHz; $\sigma = 1.518$ S/m; $\epsilon_r = 52.618$; $\rho = 1000$ kg/m³ ;
Phantom section: Flat Section

DASY5 Configuration:

- Probe: EX3DV4 - SN7441; ConvF(7.79, 7.79, 7.79); Calibrated: 2017/11/2;
- Sensor-Surface: 1.4mm (Mechanical Surface Detection)
- Electronics: DAE4 Sn1459; Calibrated: 2017/9/15
- Phantom: SAM (30deg probe tilt) with CRP v5.0_20150321; Type: QD000P40CD; Serial: TP:1874
- Measurement SW: DASY52, Version 52.8 (8);

Area Scan (81x51x1): Interpolated grid: dx=1.500 mm, dy=1.500 mm

Maximum value of SAR (interpolated) = 0.250 W/kg

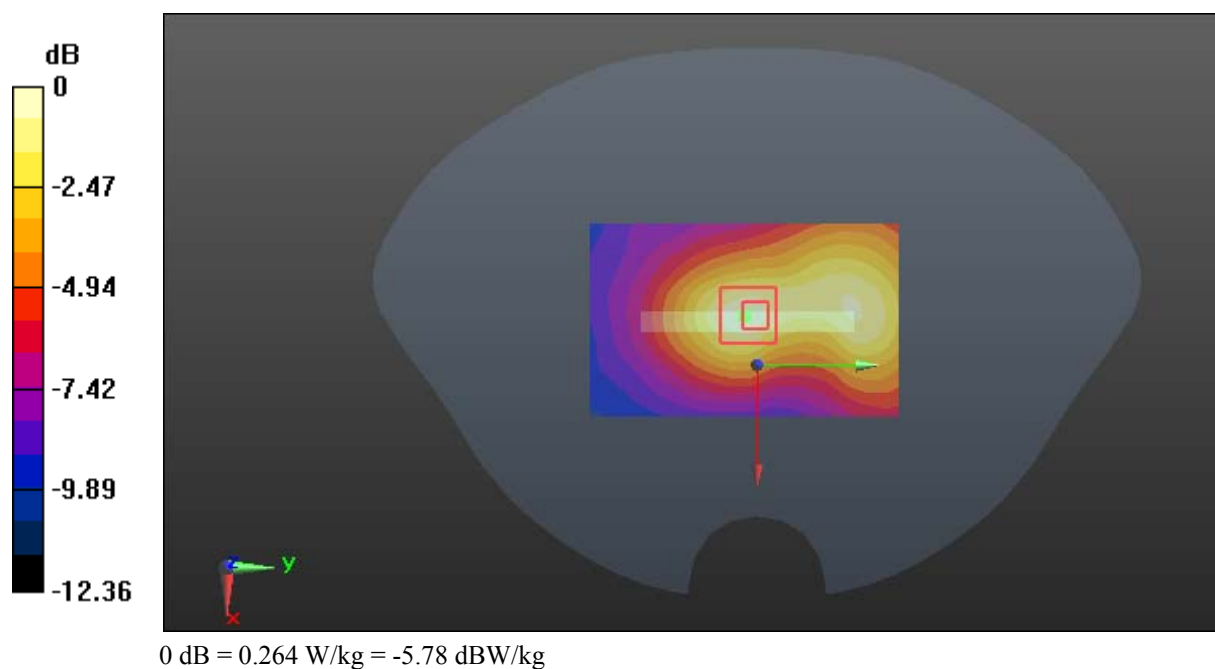
Zoom Scan (6x6x7)/Cube 0: Measurement grid: dx=8mm, dy=8mm, dz=5mm

Reference Value = 11.25 V/m; Power Drift = -0.11 dB

Peak SAR (extrapolated) = 0.319 W/kg

SAR(1 g) = 0.175 W/kg; SAR(10 g) = 0.103 W/kg

Maximum value of SAR (measured) = 0.264 W/kg



Test Plot *#: WCDMA Band 5_Head Left Cheek_Middle**DUT: LTE Mobile Phone; Type: M4 B3; Serial: 18032600421**

Communication System: WCDMA; Frequency: 836.6 MHz; Duty Cycle: 1:1
Medium parameters used: $f = 836.6$ MHz; $\sigma = 0.933$ S/m; $\epsilon_r = 40.881$; $\rho = 1000$ kg/m³ ;
Phantom section: Left Section

DASY5 Configuration:

- Probe: EX3DV4 - SN7441; ConvF(9.98, 9.98, 9.98); Calibrated: 2017/11/2;
- Sensor-Surface: 1.4mm (Mechanical Surface Detection)
- Electronics: DAE4 Sn1459; Calibrated: 2017/9/15
- Phantom: SAM (30deg probe tilt) with CRP v5.0_20150321; Type: QD000P40CD; Serial: TP:1874
- Measurement SW: DASY52, Version 52.8 (8);

Area Scan (111x61x1): Interpolated grid: dx=1.500 mm, dy=1.500 mm

Maximum value of SAR (interpolated) = 0.369 W/kg


Zoom Scan (5x6x7)/Cube 0: Measurement grid: dx=8mm, dy=8mm, dz=5mm

Reference Value = 6.517 V/m; Power Drift = -0.13 dB

Peak SAR (extrapolated) = 0.401 W/kg

SAR(1 g) = 0.300 W/kg; SAR(10 g) = 0.229 W/kg

Maximum value of SAR (measured) = 0.358 W/kg



0 dB = 0.358 W/kg = -4.46 dBW/kg

Test Plot *#: WCDMA Band 5_Head Left Tilt_Middle**DUT: LTE Mobile Phone; Type: M4 B3; Serial: 18032600421**

Communication System: WCDMA; Frequency: 836.6 MHz; Duty Cycle: 1:1
Medium parameters used: $f = 836.6$ MHz; $\sigma = 0.933$ S/m; $\epsilon_r = 40.881$; $\rho = 1000$ kg/m³ ;
Phantom section: Left Section

DASY5 Configuration:

- Probe: EX3DV4 - SN7441; ConvF(9.98, 9.98, 9.98); Calibrated: 2017/11/2;
- Sensor-Surface: 1.4mm (Mechanical Surface Detection)
- Electronics: DAE4 Sn1459; Calibrated: 2017/9/15
- Phantom: SAM (30deg probe tilt) with CRP v5.0_20150321; Type: QD000P40CD; Serial: TP:1874
- Measurement SW: DASY52, Version 52.8 (8);

Area Scan (111x61x1): Interpolated grid: dx=1.500 mm, dy=1.500 mm

Maximum value of SAR (interpolated) = 0.171 W/kg


Zoom Scan (6x7x7)/Cube 0: Measurement grid: dx=8mm, dy=8mm, dz=5mm

Reference Value = 9.934 V/m; Power Drift = 0.01 dB

Peak SAR (extrapolated) = 0.183 W/kg

SAR(1 g) = 0.143 W/kg; SAR(10 g) = 0.115 W/kg

Maximum value of SAR (measured) = 0.166 W/kg



0 dB = 0.166 W/kg = -7.80 dBW/kg

Test Plot *#: WCDMA Band 5_Head Right Cheek_Middle**DUT: LTE Mobile Phone; Type: M4 B3; Serial: 18032600421**

Communication System: WCDMA; Frequency: 836.6 MHz; Duty Cycle: 1:1
Medium parameters used: $f = 836.6$ MHz; $\sigma = 0.933$ S/m; $\epsilon_r = 40.881$; $\rho = 1000$ kg/m³ ;
Phantom section: Right Section

DASY5 Configuration:

- Probe: EX3DV4 - SN7441; ConvF(9.98, 9.98, 9.98); Calibrated: 2017/11/2;
- Sensor-Surface: 1.4mm (Mechanical Surface Detection)
- Electronics: DAE4 Sn1459; Calibrated: 2017/9/15
- Phantom: SAM (30deg probe tilt) with CRP v5.0_20150321; Type: QD000P40CD; Serial: TP:1874
- Measurement SW: DASY52, Version 52.8 (8);

Area Scan (111x61x1): Interpolated grid: dx=1.500 mm, dy=1.500 mm

Maximum value of SAR (interpolated) = 0.240 W/kg


Zoom Scan (5x5x7)/Cube 0: Measurement grid: dx=8mm, dy=8mm, dz=5mm

Reference Value = 5.261 V/m; Power Drift = -0.11 dB

Peak SAR (extrapolated) = 0.250 W/kg

SAR(1 g) = 0.202 W/kg; SAR(10 g) = 0.162 W/kg

Maximum value of SAR (measured) = 0.234 W/kg



Test Plot *#: WCDMA Band 5_Head Right Tilt_Middle**DUT: LTE Mobile Phone; Type: M4 B3; Serial: 18032600421**

Communication System: WCDMA; Frequency: 836.6 MHz; Duty Cycle: 1:1
Medium parameters used: $f = 836.6$ MHz; $\sigma = 0.933$ S/m; $\epsilon_r = 40.881$; $\rho = 1000$ kg/m³ ;
Phantom section: Right Section

DASY5 Configuration:

- Probe: EX3DV4 - SN7441; ConvF(9.98, 9.98, 9.98); Calibrated: 2017/11/2;
- Sensor-Surface: 1.4mm (Mechanical Surface Detection)
- Electronics: DAE4 Sn1459; Calibrated: 2017/9/15
- Phantom: SAM (30deg probe tilt) with CRP v5.0_20150321; Type: QD000P40CD; Serial: TP:1874
- Measurement SW: DASY52, Version 52.8 (8);

Area Scan (111x61x1): Interpolated grid: dx=1.500 mm, dy=1.500 mm

Maximum value of SAR (interpolated) = 0.173 W/kg


Zoom Scan (5x5x7)/Cube 0: Measurement grid: dx=8mm, dy=8mm, dz=5mm

Reference Value = 7.854 V/m; Power Drift = 0.09 dB

Peak SAR (extrapolated) = 0.185 W/kg

SAR(1 g) = 0.148 W/kg; SAR(10 g) = 0.120 W/kg

Maximum value of SAR (measured) = 0.173 W/kg



Test Plot *#: WCDMA Band 5_Body Back_Middle**DUT: LTE Mobile Phone; Type: M4 B3; Serial: 18032600421**

Communication System: WCDMA; Frequency: 836.6 MHz; Duty Cycle: 1:1
Medium parameters used: $f = 836.6$ MHz; $\sigma = 0.998$ S/m; $\epsilon_r = 55.243$; $\rho = 1000$ kg/m³ ;
Phantom section: Flat Section

DASY5 Configuration:

- Probe: EX3DV4 - SN7441; ConvF(9.95, 9.95, 9.95); Calibrated: 2017/11/2;
- Sensor-Surface: 1.4mm (Mechanical Surface Detection)
- Electronics: DAE4 Sn1459; Calibrated: 2017/9/15
- Phantom: SAM (30deg probe tilt) with CRP v5.0_20150321; Type: QD000P40CD; Serial: TP:1874
- Measurement SW: DASY52, Version 52.8 (8);

Area Scan (131x71x1): Interpolated grid: dx=1.500 mm, dy=1.500 mm

Maximum value of SAR (interpolated) = 0.671 W/kg

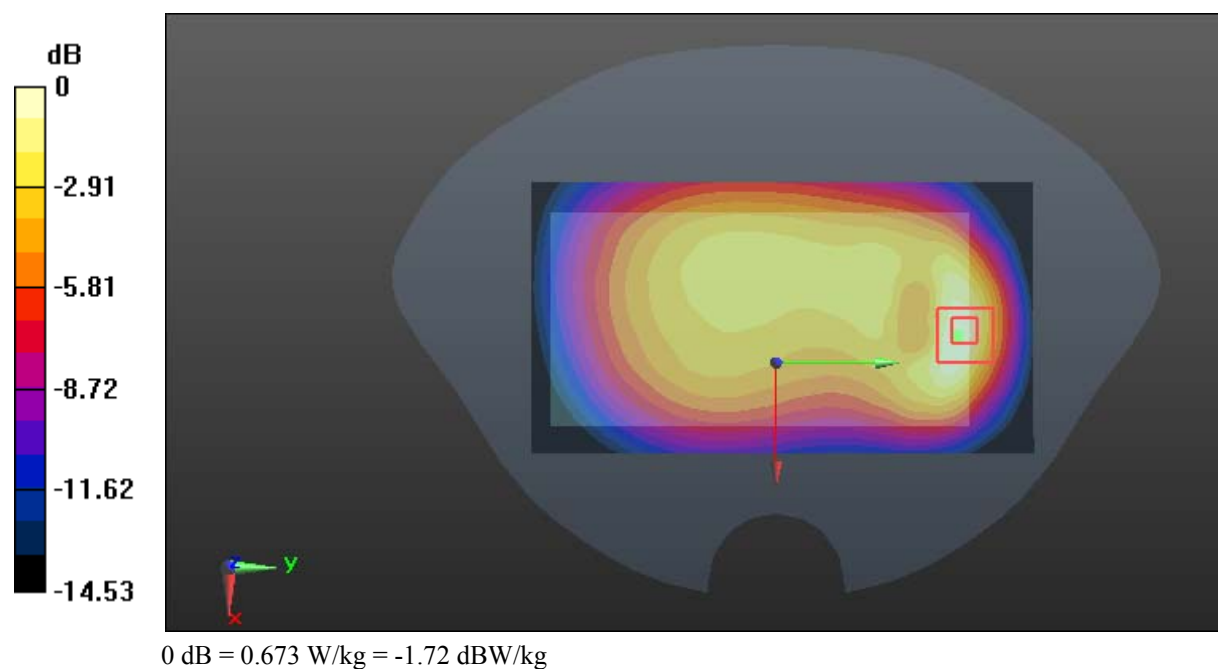
Zoom Scan (6x6x7)/Cube 0: Measurement grid: dx=8mm, dy=8mm, dz=5mm

Reference Value = 18.21 V/m; Power Drift = -0.18 dB

Peak SAR (extrapolated) = 0.837 W/kg

SAR(1 g) = 0.445 W/kg; SAR(10 g) = 0.244 W/kg

Maximum value of SAR (measured) = 0.673 W/kg



Test Plot *#: WCDMA Band 5_Body Left_Middle**DUT: LTE Mobile Phone; Type: M4 B3; Serial: 18032600421**

Communication System: WCDMA; Frequency: 836.6 MHz; Duty Cycle: 1:1
Medium parameters used: $f = 836.6$ MHz; $\sigma = 0.998$ S/m; $\epsilon_r = 55.243$; $\rho = 1000$ kg/m³ ;
Phantom section: Flat Section

DASY5 Configuration:

- Probe: EX3DV4 - SN7441; ConvF(9.95, 9.95, 9.95); Calibrated: 2017/11/2;
- Sensor-Surface: 1.4mm (Mechanical Surface Detection)
- Electronics: DAE4 Sn1459; Calibrated: 2017/9/15
- Phantom: SAM (30deg probe tilt) with CRP v5.0_20150321; Type: QD000P40CD; Serial: TP:1874
- Measurement SW: DASY52, Version 52.8 (8);

Area Scan (121x51x1): Interpolated grid: dx=1.500 mm, dy=1.500 mm

Maximum value of SAR (interpolated) = 0.309 W/kg

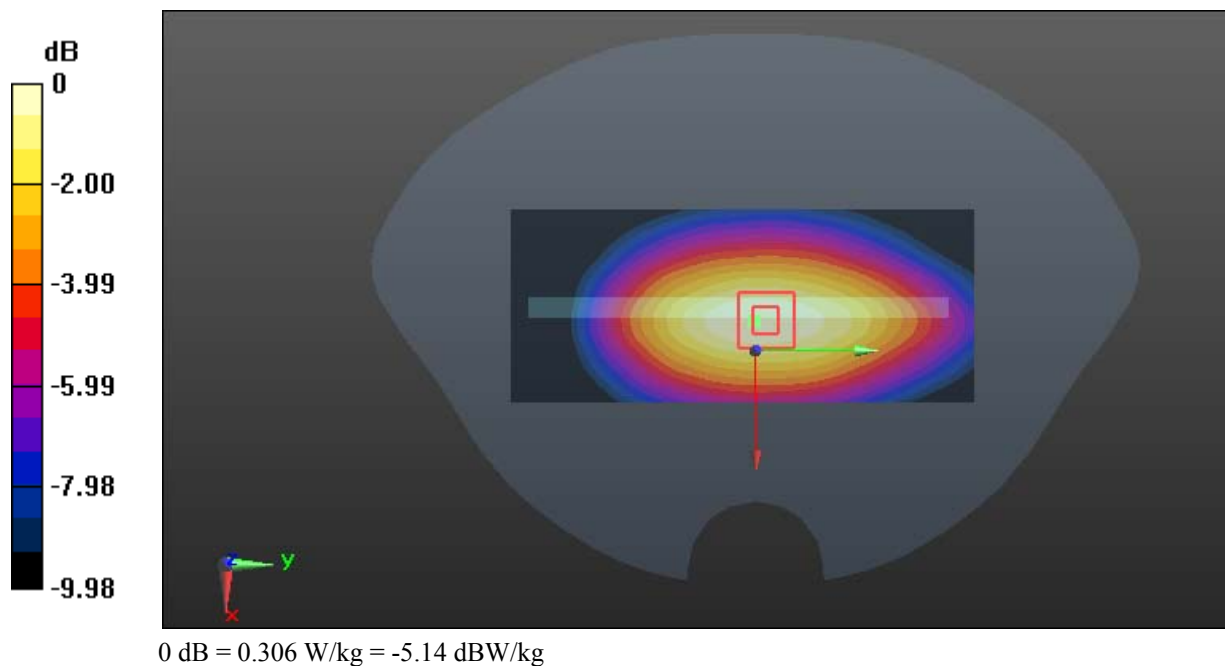
Zoom Scan (6x6x7)/Cube 0: Measurement grid: dx=8mm, dy=8mm, dz=5mm

Reference Value = 15.68 V/m; Power Drift = -0.14 dB

Peak SAR (extrapolated) = 0.347 W/kg

SAR(1 g) = 0.236 W/kg; SAR(10 g) = 0.166 W/kg

Maximum value of SAR (measured) = 0.306 W/kg



Test Plot *#: WCDMA Band 5_Body Right_Middle**DUT: LTE Mobile Phone; Type: M4 B3; Serial: 18032600421**

Communication System: WCDMA; Frequency: 836.6 MHz; Duty Cycle: 1:1
Medium parameters used: $f = 836.6$ MHz; $\sigma = 0.998$ S/m; $\epsilon_r = 55.243$; $\rho = 1000$ kg/m³ ;
Phantom section: Flat Section

DASY5 Configuration:

- Probe: EX3DV4 - SN7441; ConvF(9.95, 9.95, 9.95); Calibrated: 2017/11/2;
- Sensor-Surface: 1.4mm (Mechanical Surface Detection)
- Electronics: DAE4 Sn1459; Calibrated: 2017/9/15
- Phantom: SAM (30deg probe tilt) with CRP v5.0_20150321; Type: QD000P40CD; Serial: TP:1874
- Measurement SW: DASY52, Version 52.8 (8);

Area Scan (121x51x1): Interpolated grid: dx=1.500 mm, dy=1.500 mm

Maximum value of SAR (interpolated) = 0.198 W/kg

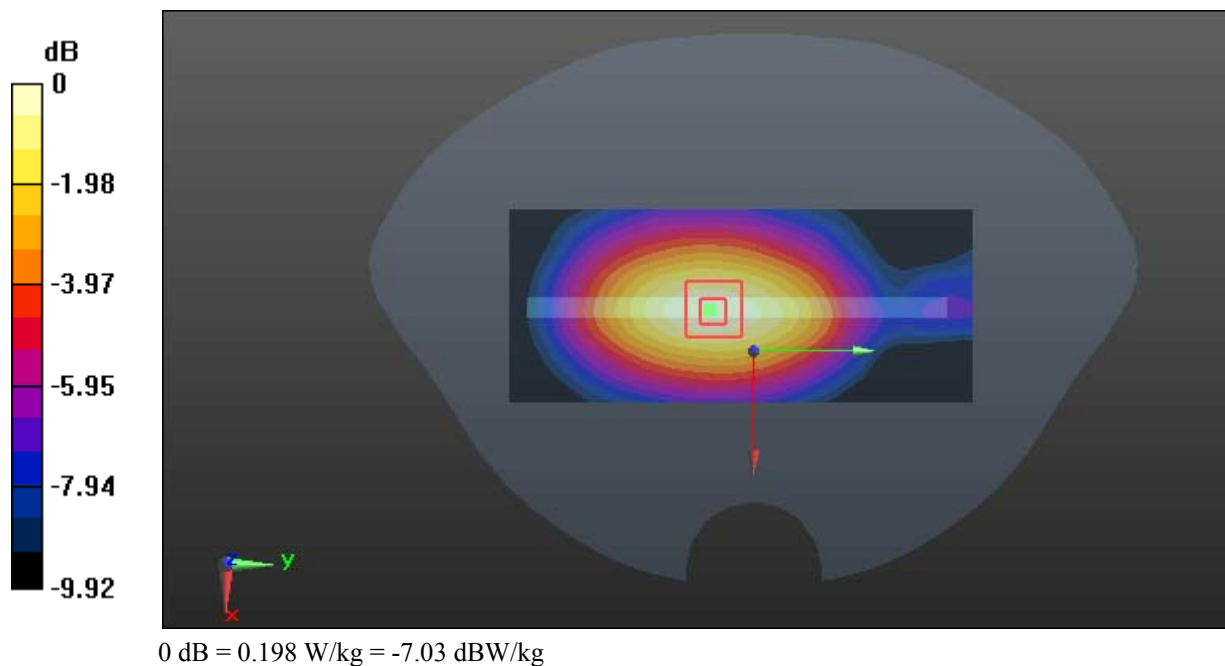
Zoom Scan (6x6x7)/Cube 0: Measurement grid: dx=8mm, dy=8mm, dz=5mm

Reference Value = 12.16 V/m; Power Drift = -0.08 dB

Peak SAR (extrapolated) = 0.224 W/kg

SAR(1 g) = 0.151 W/kg; SAR(10 g) = 0.104 W/kg

Maximum value of SAR (measured) = 0.198 W/kg



Test Plot *#: WCDMA Band 5_Body Bottom_Middle**DUT: LTE Mobile Phone; Type: M4 B3; Serial: 18032600421**

Communication System: WCDMA; Frequency: 836.6 MHz; Duty Cycle: 1:1
Medium parameters used: $f = 836.6$ MHz; $\sigma = 0.998$ S/m; $\epsilon_r = 55.243$; $\rho = 1000$ kg/m³ ;
Phantom section: Flat Section

DASY5 Configuration:

- Probe: EX3DV4 - SN7441; ConvF(9.95, 9.95, 9.95); Calibrated: 2017/11/2;
- Sensor-Surface: 1.4mm (Mechanical Surface Detection)
- Electronics: DAE4 Sn1459; Calibrated: 2017/9/15
- Phantom: SAM (30deg probe tilt) with CRP v5.0_20150321; Type: QD000P40CD; Serial: TP:1874
- Measurement SW: DASY52, Version 52.8 (8);

Area Scan (81x51x1): Interpolated grid: dx=1.500 mm, dy=1.500 mm

Maximum value of SAR (interpolated) = 0.183 W/kg

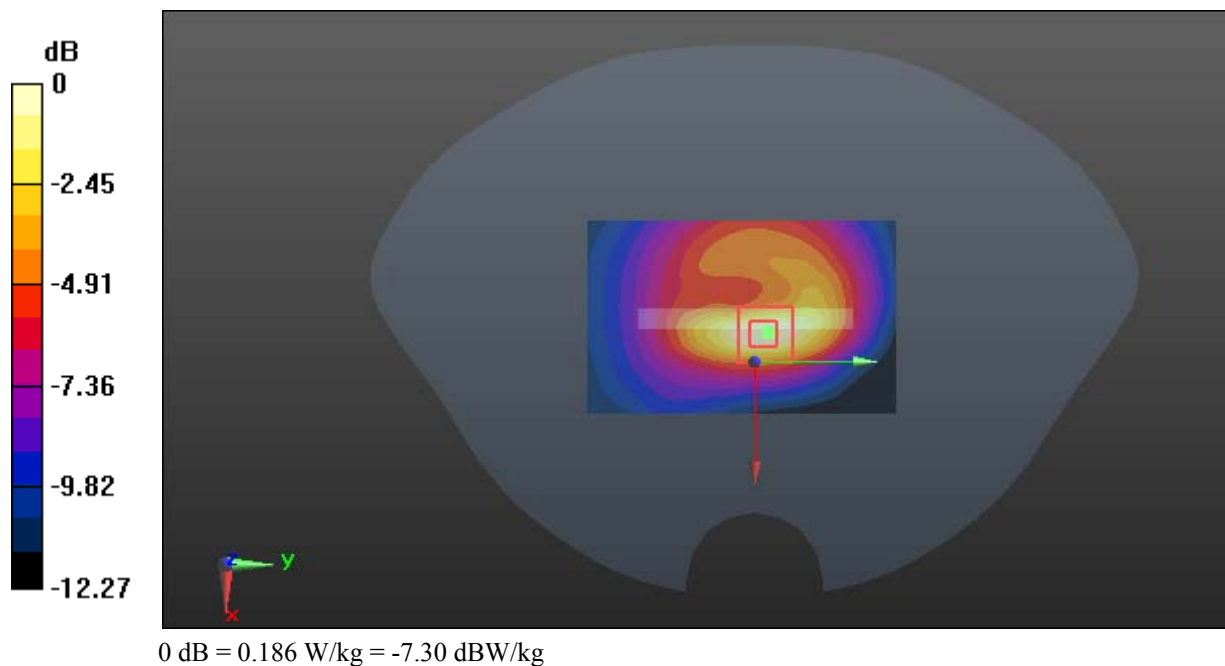
Zoom Scan (6x6x7)/Cube 0: Measurement grid: dx=8mm, dy=8mm, dz=5mm

Reference Value = 10.42 V/m; Power Drift = -0.11 dB

Peak SAR (extrapolated) = 0.227 W/kg

SAR(1 g) = 0.125 W/kg; SAR(10 g) = 0.073 W/kg

Maximum value of SAR (measured) = 0.186 W/kg



Test Plot *#: LTE Band 2_Head Left Cheek_Middle_1RB**DUT: LTE Mobile Phone; Type: M4 B3; Serial: 18032600421**

Communication System: Generic FDD-LTE; Frequency: 1880 MHz; Duty Cycle: 1:1
Medium parameters used: $f = 1880$ MHz; $\sigma = 1.423$ S/m; $\epsilon_r = 38.972$; $\rho = 1000$ kg/m³ ;
Phantom section: Left Section

DASY5 Configuration:

- Probe: EX3DV4 - SN7441; ConvF(7.9, 7.9, 7.9); Calibrated: 2017/11/2;
- Sensor-Surface: 1.4mm (Mechanical Surface Detection)
- Electronics: DAE4 Sn1459; Calibrated: 2017/9/15
- Phantom: SAM (30deg probe tilt) with CRP v5.0_20150321; Type: QD000P40CD; Serial: TP:1874
- Measurement SW: DASY52, Version 52.8 (8);

Area Scan (111x61x1): Interpolated grid: dx=1.500 mm, dy=1.500 mm

Maximum value of SAR (interpolated) = 0.251 W/kg


Zoom Scan (5x5x7)/Cube 0: Measurement grid: dx=8mm, dy=8mm, dz=5mm

Reference Value = 6.607 V/m; Power Drift = -0.12 dB

Peak SAR (extrapolated) = 0.274 W/kg

SAR(1 g) = 0.185 W/kg; SAR(10 g) = 0.123 W/kg

Maximum value of SAR (measured) = 0.239 W/kg



0 dB = 0.239 W/kg = -6.22 dBW/kg

Test Plot *#: LTE Band 2_Head Left Cheek_Middle_50%RB**DUT: LTE Mobile Phone; Type: M4 B3; Serial: 18032600421**

Communication System: Generic FDD-LTE; Frequency: 1880 MHz; Duty Cycle: 1:1
Medium parameters used: $f = 1880$ MHz; $\sigma = 1.423$ S/m; $\epsilon_r = 38.972$; $\rho = 1000$ kg/m³ ;
Phantom section: Left Section

DASY5 Configuration:

- Probe: EX3DV4 - SN7441; ConvF(7.9, 7.9, 7.9); Calibrated: 2017/11/2;
- Sensor-Surface: 1.4mm (Mechanical Surface Detection)
- Electronics: DAE4 Sn1459; Calibrated: 2017/9/15
- Phantom: SAM (30deg probe tilt) with CRP v5.0_20150321; Type: QD000P40CD; Serial: TP:1874
- Measurement SW: DASY52, Version 52.8 (8);

Area Scan (111x61x1): Interpolated grid: dx=1.500 mm, dy=1.500 mm

Maximum value of SAR (interpolated) = 0.202 W/kg

Zoom Scan (5x5x7)/Cube 0: Measurement grid: dx=8mm, dy=8mm, dz=5mm

Reference Value = 5.886 V/m; Power Drift = -0.09 dB

Peak SAR (extrapolated) = 0.223 W/kg

SAR(1 g) = 0.151 W/kg; SAR(10 g) = 0.101 W/kg

Maximum value of SAR (measured) = 0.197 W/kg



0 dB = 0.197 W/kg = -7.06 dBW/kg

Test Plot *#: LTE Band 2_Head Left Tilt_Middle_1RB**DUT: LTE Mobile Phone; Type: M4 B3; Serial: 18032600421**

Communication System: Generic FDD-LTE; Frequency: 1880 MHz; Duty Cycle: 1:1
Medium parameters used: $f = 1880$ MHz; $\sigma = 1.423$ S/m; $\epsilon_r = 38.972$; $\rho = 1000$ kg/m³ ;
Phantom section: Left Section

DASY5 Configuration:

- Probe: EX3DV4 - SN7441; ConvF(7.9, 7.9, 7.9); Calibrated: 2017/11/2;
- Sensor-Surface: 1.4mm (Mechanical Surface Detection)
- Electronics: DAE4 Sn1459; Calibrated: 2017/9/15
- Phantom: SAM (30deg probe tilt) with CRP v5.0_20150321; Type: QD000P40CD; Serial: TP:1874
- Measurement SW: DASY52, Version 52.8 (8);

Area Scan (111x61x1): Interpolated grid: dx=1.500 mm, dy=1.500 mm

Maximum value of SAR (interpolated) = 0.241 W/kg


Zoom Scan (5x5x7)/Cube 0: Measurement grid: dx=8mm, dy=8mm, dz=5mm

Reference Value = 10.44 V/m; Power Drift = 0.12 dB

Peak SAR (extrapolated) = 0.273 W/kg

SAR(1 g) = 0.166 W/kg; SAR(10 g) = 0.099 W/kg

Maximum value of SAR (measured) = 0.225 W/kg



0 dB = 0.225 W/kg = -6.48 dBW/kg

Test Plot *#: LTE Band 2_Head Left Tilt_Middle_50%RB**DUT: LTE Mobile Phone; Type: M4 B3; Serial: 18032600421**

Communication System: Generic FDD-LTE; Frequency: 1880 MHz; Duty Cycle: 1:1
Medium parameters used: $f = 1880$ MHz; $\sigma = 1.423$ S/m; $\epsilon_r = 38.972$; $\rho = 1000$ kg/m³ ;
Phantom section: Left Section

DASY5 Configuration:

- Probe: EX3DV4 - SN7441; ConvF(7.9, 7.9, 7.9); Calibrated: 2017/11/2;
- Sensor-Surface: 1.4mm (Mechanical Surface Detection)
- Electronics: DAE4 Sn1459; Calibrated: 2017/9/15
- Phantom: SAM (30deg probe tilt) with CRP v5.0_20150321; Type: QD000P40CD; Serial: TP:1874
- Measurement SW: DASY52, Version 52.8 (8);

Area Scan (121x61x1): Interpolated grid: dx=1.500 mm, dy=1.500 mm

Maximum value of SAR (interpolated) = 0.0321 W/kg

Zoom Scan (5x5x7)/Cube 0: Measurement grid: dx=8mm, dy=8mm, dz=5mm

Reference Value = 4.354 V/m; Power Drift = 0.07 dB

Peak SAR (extrapolated) = 0.0360 W/kg

SAR(1 g) = 0.028 W/kg; SAR(10 g) = 0.022 W/kg

Maximum value of SAR (measured) = 0.0318 W/kg



0 dB = 0.0318 W/kg = -14.98 dBW/kg

Test Plot *#: LTE Band 2_Head Right Cheek_Middle_1RB**DUT: LTE Mobile Phone; Type: M4 B3; Serial: 18032600421**

Communication System: Generic FDD-LTE; Frequency: 1880 MHz; Duty Cycle: 1:1
Medium parameters used: $f = 1880$ MHz; $\sigma = 1.423$ S/m; $\epsilon_r = 38.972$; $\rho = 1000$ kg/m³ ;
Phantom section: Right Section

DASY5 Configuration:

- Probe: EX3DV4 - SN7441; ConvF(7.9, 7.9, 7.9); Calibrated: 2017/11/2;
- Sensor-Surface: 1.4mm (Mechanical Surface Detection)
- Electronics: DAE4 Sn1459; Calibrated: 2017/9/15
- Phantom: SAM (30deg probe tilt) with CRP v5.0_20150321; Type: QD000P40CD; Serial: TP:1874
- Measurement SW: DASY52, Version 52.8 (8);

Area Scan (111x61x1): Interpolated grid: dx=1.500 mm, dy=1.500 mm

Maximum value of SAR (interpolated) = 0.0748 W/kg


Zoom Scan (5x5x7)/Cube 0: Measurement grid: dx=8mm, dy=8mm, dz=5mm

Reference Value = 3.826 V/m; Power Drift = -0.18 dB

Peak SAR (extrapolated) = 0.0830 W/kg

SAR(1 g) = 0.056 W/kg; SAR(10 g) = 0.039 W/kg

Maximum value of SAR (measured) = 0.0701 W/kg



Test Plot *#: LTE Band 2_Head Right Cheek_Middle_50%RB**DUT: LTE Mobile Phone; Type: M4 B3; Serial: 18032600421**

Communication System: Generic FDD-LTE; Frequency: 1880 MHz; Duty Cycle: 1:1
Medium parameters used: $f = 1880$ MHz; $\sigma = 1.423$ S/m; $\epsilon_r = 38.972$; $\rho = 1000$ kg/m³ ;
Phantom section: Right Section

DASY5 Configuration:

- Probe: EX3DV4 - SN7441; ConvF(7.9, 7.9, 7.9); Calibrated: 2017/11/2;
- Sensor-Surface: 1.4mm (Mechanical Surface Detection)
- Electronics: DAE4 Sn1459; Calibrated: 2017/9/15
- Phantom: SAM (30deg probe tilt) with CRP v5.0_20150321; Type: QD000P40CD; Serial: TP:1874
- Measurement SW: DASY52, Version 52.8 (8);

Area Scan (111x61x1): Interpolated grid: dx=1.500 mm, dy=1.500 mm

Maximum value of SAR (interpolated) = 0.0768 W/kg

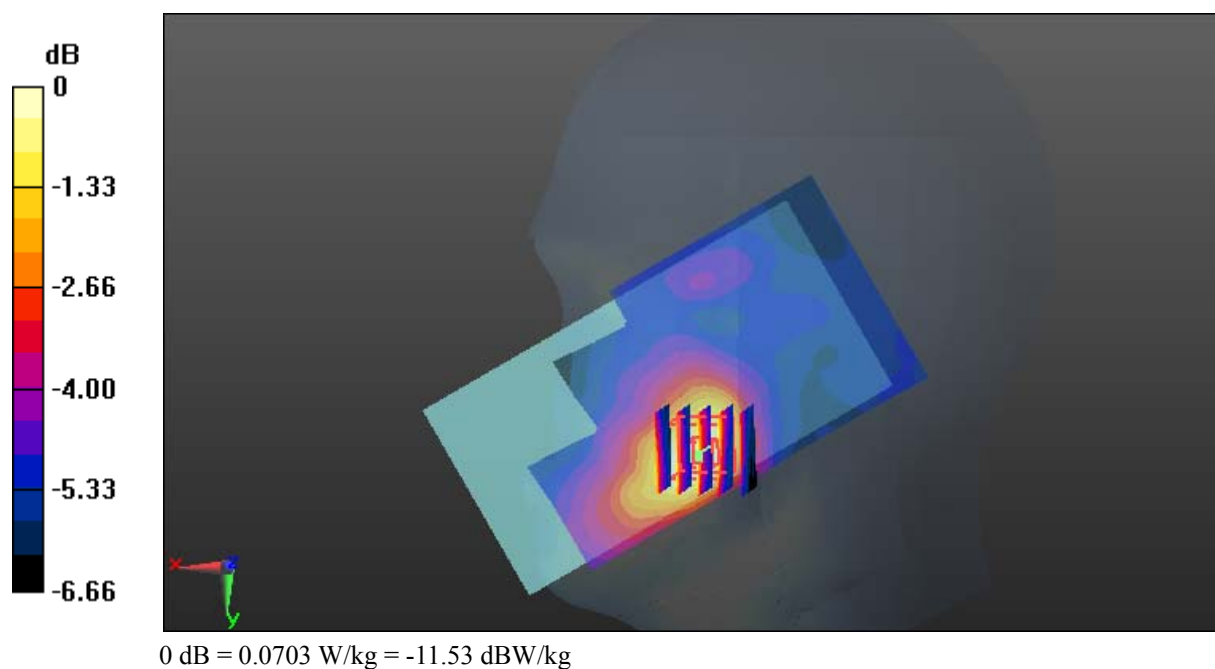
Zoom Scan (5x5x7)/Cube 0: Measurement grid: dx=8mm, dy=8mm, dz=5mm

Reference Value = 3.913 V/m; Power Drift = -0.09 dB

Peak SAR (extrapolated) = 0.0820 W/kg

SAR(1 g) = 0.055 W/kg; SAR(10 g) = 0.039 W/kg

Maximum value of SAR (measured) = 0.0703 W/kg



Test Plot *#: LTE Band 2_Head Right Tilt_Middle_1RB**DUT: LTE Mobile Phone; Type: M4 B3; Serial: 18032600421**

Communication System: Generic FDD-LTE; Frequency: 1880 MHz; Duty Cycle: 1:1
Medium parameters used: $f = 1880$ MHz; $\sigma = 1.423$ S/m; $\epsilon_r = 38.972$; $\rho = 1000$ kg/m³ ;
Phantom section: Right Section

DASY5 Configuration:

- Probe: EX3DV4 - SN7441; ConvF(7.9, 7.9, 7.9); Calibrated: 2017/11/2;
- Sensor-Surface: 1.4mm (Mechanical Surface Detection)
- Electronics: DAE4 Sn1459; Calibrated: 2017/9/15
- Phantom: SAM (30deg probe tilt) with CRP v5.0_20150321; Type: QD000P40CD; Serial: TP:1874
- Measurement SW: DASY52, Version 52.8 (8);

Area Scan (111x61x1): Interpolated grid: dx=1.500 mm, dy=1.500 mm

Maximum value of SAR (interpolated) = 0.0347 W/kg

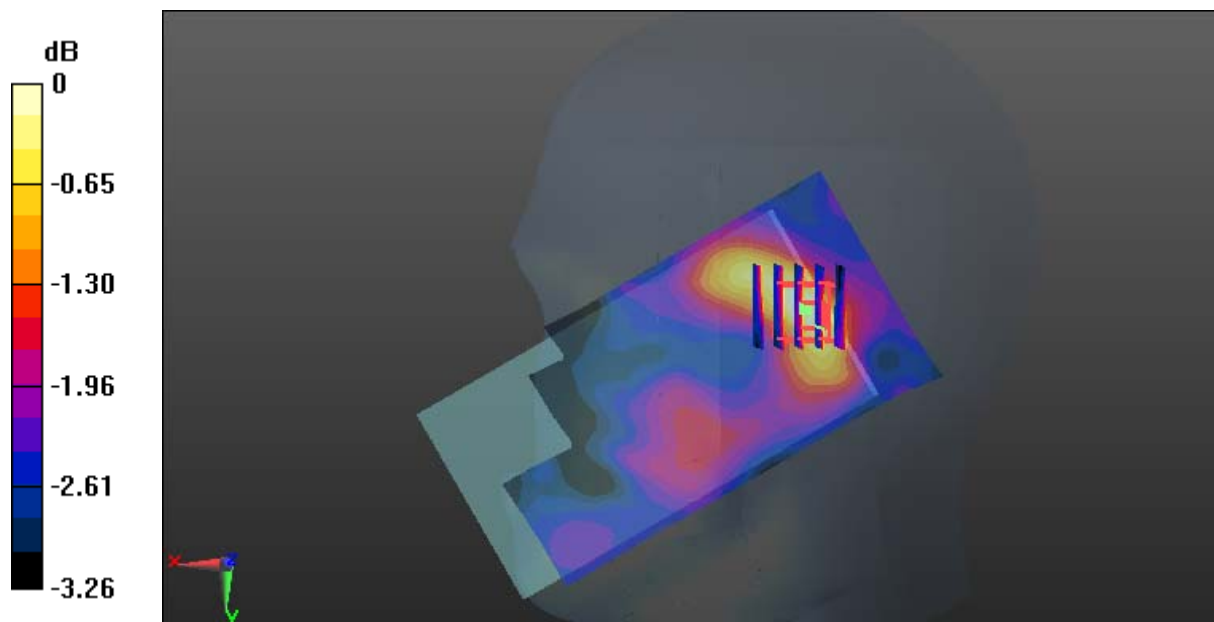
Zoom Scan (5x5x7)/Cube 0: Measurement grid: dx=8mm, dy=8mm, dz=5mm

Reference Value = 4.681 V/m; Power Drift = 0.10 dB

Peak SAR (extrapolated) = 0.0370 W/kg

SAR(1 g) = 0.029 W/kg; SAR(10 g) = 0.023 W/kg

Maximum value of SAR (measured) = 0.0328 W/kg



0 dB = 0.0328 W/kg = -14.84 dBW/kg

Test Plot *#: LTE Band 2_Head Right Tilt_Middle_50%RB**DUT: LTE Mobile Phone; Type: M4 B3; Serial: 18032600421**

Communication System: Generic FDD-LTE; Frequency: 1880 MHz; Duty Cycle: 1:1
Medium parameters used: $f = 1880$ MHz; $\sigma = 1.423$ S/m; $\epsilon_r = 38.972$; $\rho = 1000$ kg/m³ ;
Phantom section: Right Section

DASY5 Configuration:

- Probe: EX3DV4 - SN7441; ConvF(7.9, 7.9, 7.9); Calibrated: 2017/11/2;
- Sensor-Surface: 1.4mm (Mechanical Surface Detection)
- Electronics: DAE4 Sn1459; Calibrated: 2017/9/15
- Phantom: SAM (30deg probe tilt) with CRP v5.0_20150321; Type: QD000P40CD; Serial: TP:1874
- Measurement SW: DASY52, Version 52.8 (8);

Area Scan (111x61x1): Interpolated grid: dx=1.500 mm, dy=1.500 mm

Maximum value of SAR (interpolated) = 0.0345 W/kg

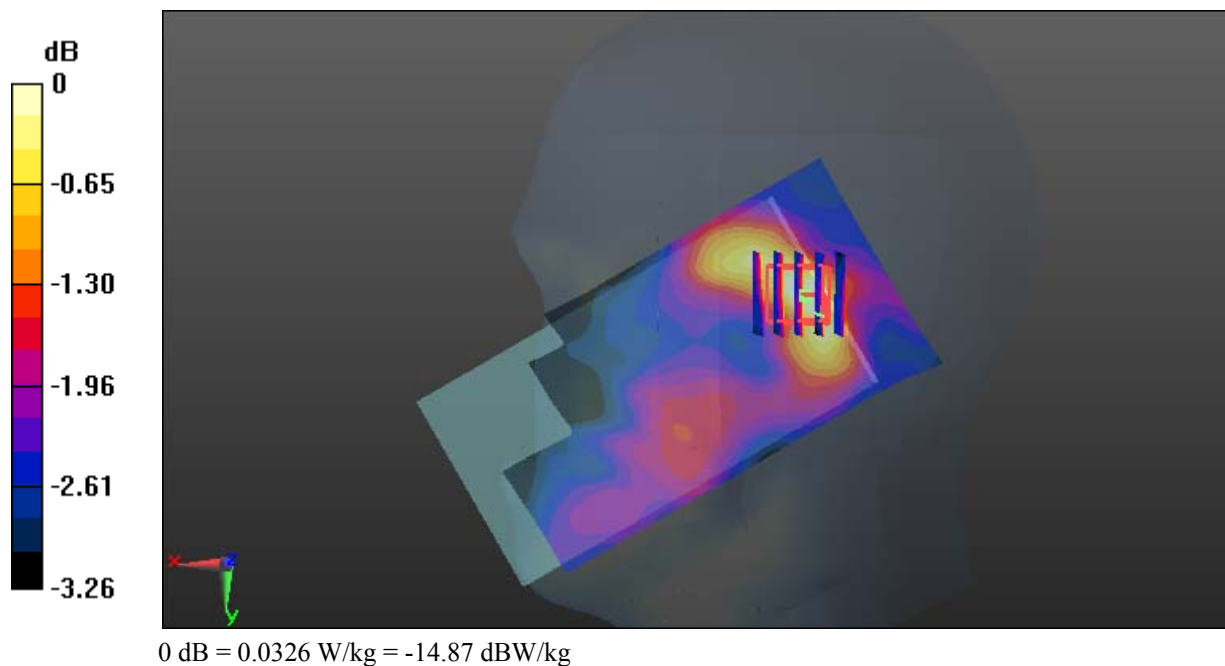
Zoom Scan (5x5x7)/Cube 0: Measurement grid: dx=8mm, dy=8mm, dz=5mm

Reference Value = 4.751 V/m; Power Drift = -0.20 dB

Peak SAR (extrapolated) = 0.0380 W/kg

SAR(1 g) = 0.028 W/kg; SAR(10 g) = 0.023 W/kg

Maximum value of SAR (measured) = 0.0326 W/kg



Test Plot *#: LTE Band 2_Body Back_Middle_1RB**DUT: LTE Mobile Phone; Type: M4 B3; Serial: 18032600421**

Communication System: Generic FDD-LTE; Frequency: 1880 MHz; Duty Cycle: 1:1
Medium parameters used: $f = 1880$ MHz; $\sigma = 1.518$ S/m; $\epsilon_r = 52.618$; $\rho = 1000$ kg/m³ ;
Phantom section: Flat Section

DASY5 Configuration:

- Probe: EX3DV4 - SN7441; ConvF(7.79, 7.79, 7.79); Calibrated: 2017/11/2;
- Sensor-Surface: 1.4mm (Mechanical Surface Detection)
- Electronics: DAE4 Sn1459; Calibrated: 2017/9/15
- Phantom: SAM (30deg probe tilt) with CRP v5.0_20150321; Type: QD000P40CD; Serial: TP:1874
- Measurement SW: DASY52, Version 52.8 (8);

Area Scan (121x71x1): Interpolated grid: dx=1.500 mm, dy=1.500 mm

Maximum value of SAR (interpolated) = 1.05 W/kg

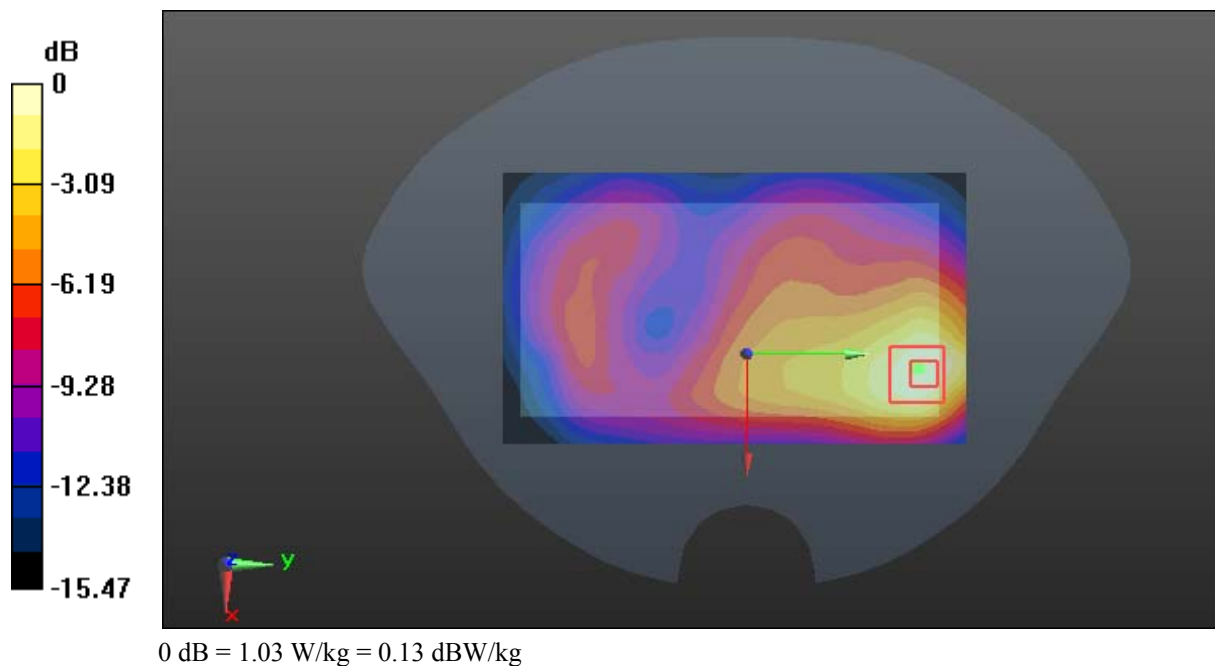
Zoom Scan (5x5x7)/Cube 0: Measurement grid: dx=8mm, dy=8mm, dz=5mm

Reference Value = 9.811 V/m; Power Drift = 0.01 dB

Peak SAR (extrapolated) = 1.30 W/kg

SAR(1 g) = 0.693 W/kg; SAR(10 g) = 0.395 W/kg

Maximum value of SAR (measured) = 1.03 W/kg



Test Plot *#: LTE Band 2_Body Back_Middle_50%RB**DUT: LTE Mobile Phone; Type: M4 B3; Serial: 18032600421**

Communication System: Generic FDD-LTE; Frequency: 1880 MHz; Duty Cycle: 1:1
Medium parameters used: $f = 1880$ MHz; $\sigma = 1.518$ S/m; $\epsilon_r = 52.618$; $\rho = 1000$ kg/m³ ;
Phantom section: Flat Section

DASY5 Configuration:

- Probe: EX3DV4 - SN7441; ConvF(7.79, 7.79, 7.79); Calibrated: 2017/11/2;
- Sensor-Surface: 1.4mm (Mechanical Surface Detection)
- Electronics: DAE4 Sn1459; Calibrated: 2017/9/15
- Phantom: SAM (30deg probe tilt) with CRP v5.0_20150321; Type: QD000P40CD; Serial: TP:1874
- Measurement SW: DASY52, Version 52.8 (8);

Area Scan (121x71x1): Interpolated grid: dx=1.500 mm, dy=1.500 mm

Maximum value of SAR (interpolated) = 0.839 W/kg

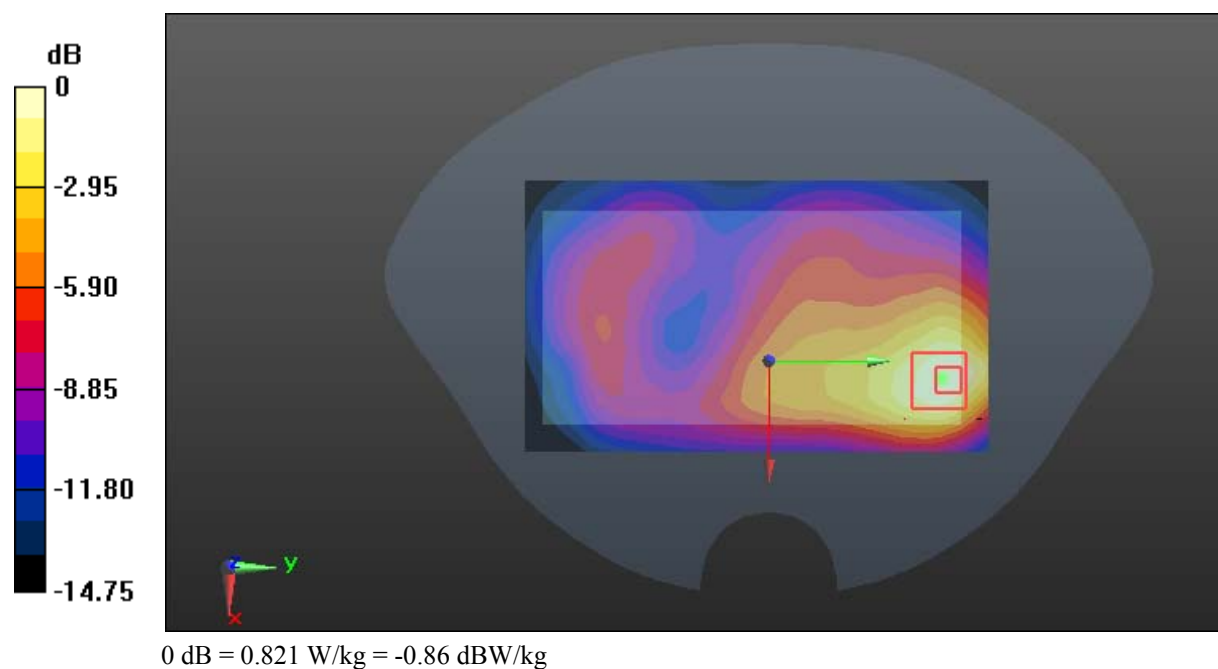
Zoom Scan (5x5x7)/Cube 0: Measurement grid: dx=8mm, dy=8mm, dz=5mm

Reference Value = 9.689 V/m; Power Drift = -0.01 dB

Peak SAR (extrapolated) = 1.04 W/kg

SAR(1 g) = 0.557 W/kg; SAR(10 g) = 0.318 W/kg

Maximum value of SAR (measured) = 0.821 W/kg



Test Plot *#: LTE Band 2_Body Left_Middle_1RB**DUT: LTE Mobile Phone; Type: M4 B3; Serial: 18032600421**

Communication System: Generic FDD-LTE; Frequency: 1880 MHz; Duty Cycle: 1:1
Medium parameters used: $f = 1880$ MHz; $\sigma = 1.518$ S/m; $\epsilon_r = 52.618$; $\rho = 1000$ kg/m³ ;
Phantom section: Flat Section

DASY5 Configuration:

- Probe: EX3DV4 - SN7441; ConvF(7.79, 7.79, 7.79); Calibrated: 2017/11/2;
- Sensor-Surface: 1.4mm (Mechanical Surface Detection)
- Electronics: DAE4 Sn1459; Calibrated: 2017/9/15
- Phantom: SAM (30deg probe tilt) with CRP v5.0_20150321; Type: QD000P40CD; Serial: TP:1874
- Measurement SW: DASY52, Version 52.8 (8);

Area Scan (121x51x1): Interpolated grid: dx=1.500 mm, dy=1.500 mm

Maximum value of SAR (interpolated) = 0.204 W/kg

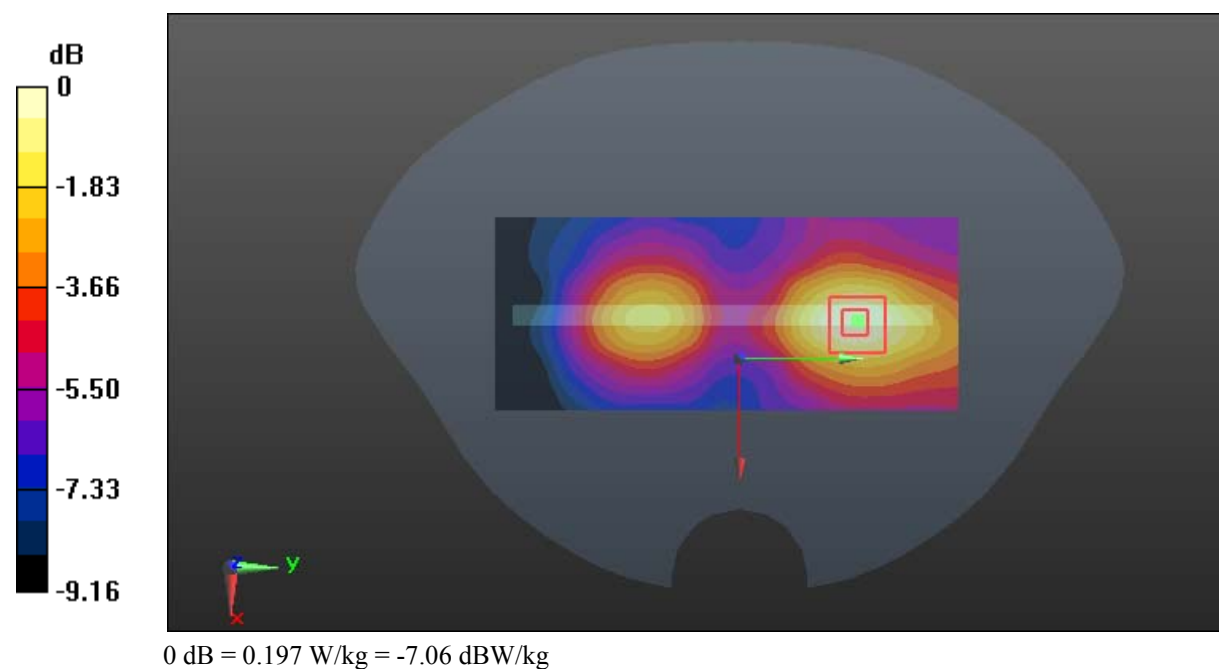
Zoom Scan (6x6x7)/Cube 0: Measurement grid: dx=8mm, dy=8mm, dz=5mm

Reference Value = 5.537 V/m; Power Drift = -0.01 dB

Peak SAR (extrapolated) = 0.232 W/kg

SAR(1 g) = 0.141 W/kg; SAR(10 g) = 0.090 W/kg

Maximum value of SAR (measured) = 0.197 W/kg



Test Plot *#: LTE Band 2_Body Left_Middle_50%RB**DUT: LTE Mobile Phone; Type: M4 B3; Serial: 18032600421**

Communication System: Generic FDD-LTE; Frequency: 1880 MHz; Duty Cycle: 1:1
Medium parameters used: $f = 1880$ MHz; $\sigma = 1.518$ S/m; $\epsilon_r = 52.618$; $\rho = 1000$ kg/m³ ;
Phantom section: Flat Section

DASY5 Configuration:

- Probe: EX3DV4 - SN7441; ConvF(7.79, 7.79, 7.79); Calibrated: 2017/11/2;
- Sensor-Surface: 1.4mm (Mechanical Surface Detection)
- Electronics: DAE4 Sn1459; Calibrated: 2017/9/15
- Phantom: SAM (30deg probe tilt) with CRP v5.0_20150321; Type: QD000P40CD; Serial: TP:1874
- Measurement SW: DASY52, Version 52.8 (8);

Area Scan (121x51x1): Interpolated grid: dx=1.500 mm, dy=1.500 mm

Maximum value of SAR (interpolated) = 0.111 W/kg

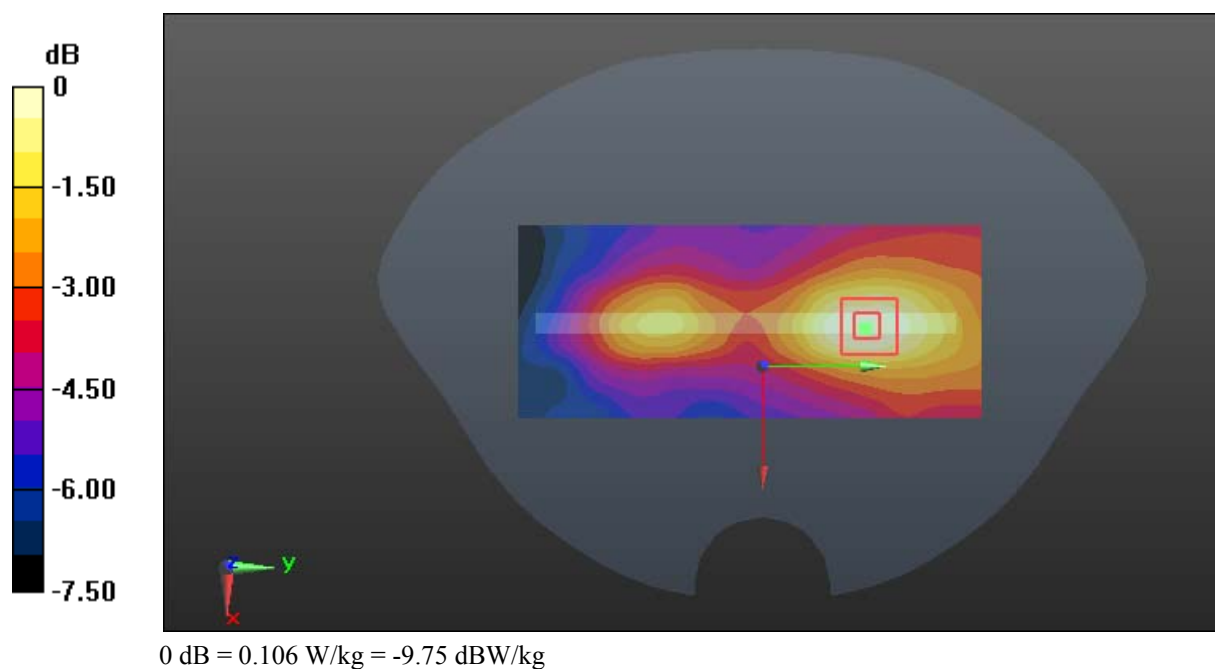
Zoom Scan (6x6x7)/Cube 0: Measurement grid: dx=8mm, dy=8mm, dz=5mm

Reference Value = 5.421 V/m; Power Drift = -0.17 dB

Peak SAR (extrapolated) = 0.124 W/kg

SAR(1 g) = 0.077 W/kg; SAR(10 g) = 0.054 W/kg

Maximum value of SAR (measured) = 0.106 W/kg



Test Plot *#: LTE Band 2_Body Right_Middle_1RB**DUT: LTE Mobile Phone; Type: M4 B3; Serial: 18032600421**

Communication System: Generic FDD-LTE; Frequency: 1880 MHz; Duty Cycle: 1:1
Medium parameters used: $f = 1880$ MHz; $\sigma = 1.518$ S/m; $\epsilon_r = 52.618$; $\rho = 1000$ kg/m³ ;
Phantom section: Flat Section

DASY5 Configuration:

- Probe: EX3DV4 - SN7441; ConvF(7.79, 7.79, 7.79); Calibrated: 2017/11/2;
- Sensor-Surface: 1.4mm (Mechanical Surface Detection)
- Electronics: DAE4 Sn1459; Calibrated: 2017/9/15
- Phantom: SAM (30deg probe tilt) with CRP v5.0_20150321; Type: QD000P40CD; Serial: TP:1874
- Measurement SW: DASY52, Version 52.8 (8);

Area Scan (121x51x1): Interpolated grid: dx=1.500 mm, dy=1.500 mm

Maximum value of SAR (interpolated) = 0.0461 W/kg

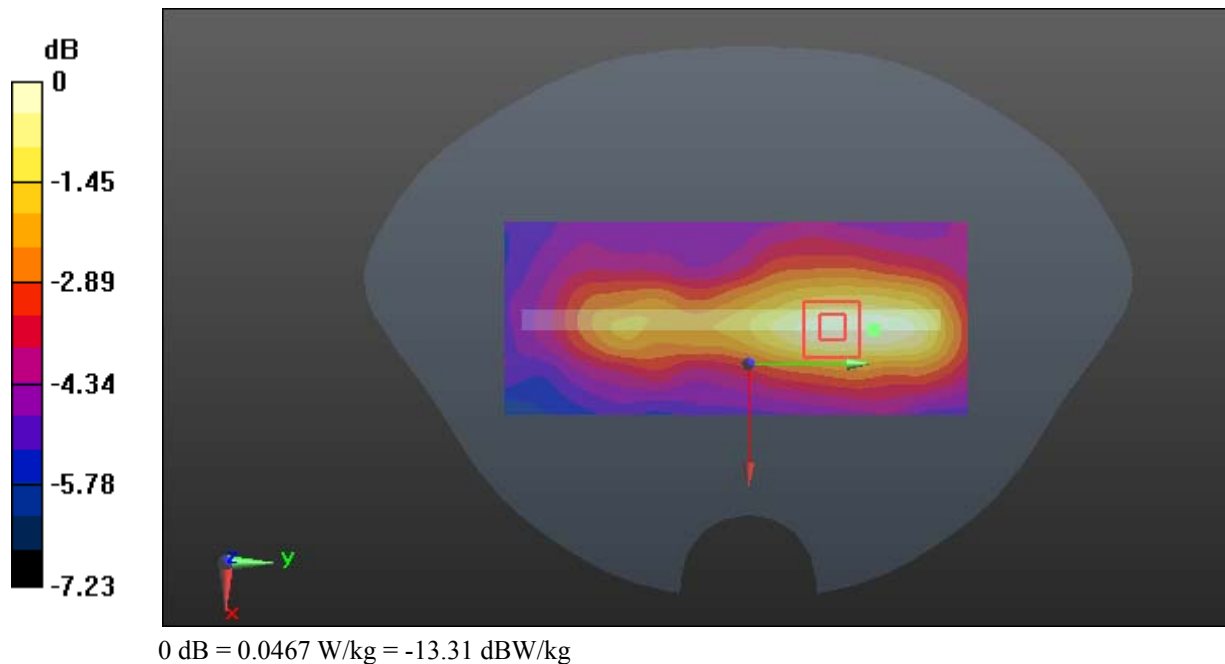
Zoom Scan (6x7x7)/Cube 0: Measurement grid: dx=8mm, dy=8mm, dz=5mm

Reference Value = 4.500 V/m; Power Drift = -0.03 dB

Peak SAR (extrapolated) = 0.0550 W/kg

SAR(1 g) = 0.034 W/kg; SAR(10 g) = 0.024 W/kg

Maximum value of SAR (measured) = 0.0467 W/kg



Test Plot *#: LTE Band 2_Body Right_Middle_50%RB**DUT: LTE Mobile Phone; Type: M4 B3; Serial: 18032600421**

Communication System: Generic FDD-LTE; Frequency: 1880 MHz; Duty Cycle: 1:1
Medium parameters used: $f = 1880$ MHz; $\sigma = 1.518$ S/m; $\epsilon_r = 52.618$; $\rho = 1000$ kg/m³ ;
Phantom section: Flat Section

DASY5 Configuration:

- Probe: EX3DV4 - SN7441; ConvF(7.79, 7.79, 7.79); Calibrated: 2017/11/2;
- Sensor-Surface: 1.4mm (Mechanical Surface Detection)
- Electronics: DAE4 Sn1459; Calibrated: 2017/9/15
- Phantom: SAM (30deg probe tilt) with CRP v5.0_20150321; Type: QD000P40CD; Serial: TP:1874
- Measurement SW: DASY52, Version 52.8 (8);

Area Scan (121x51x1): Interpolated grid: dx=1.500 mm, dy=1.500 mm

Maximum value of SAR (interpolated) = 0.0487 W/kg

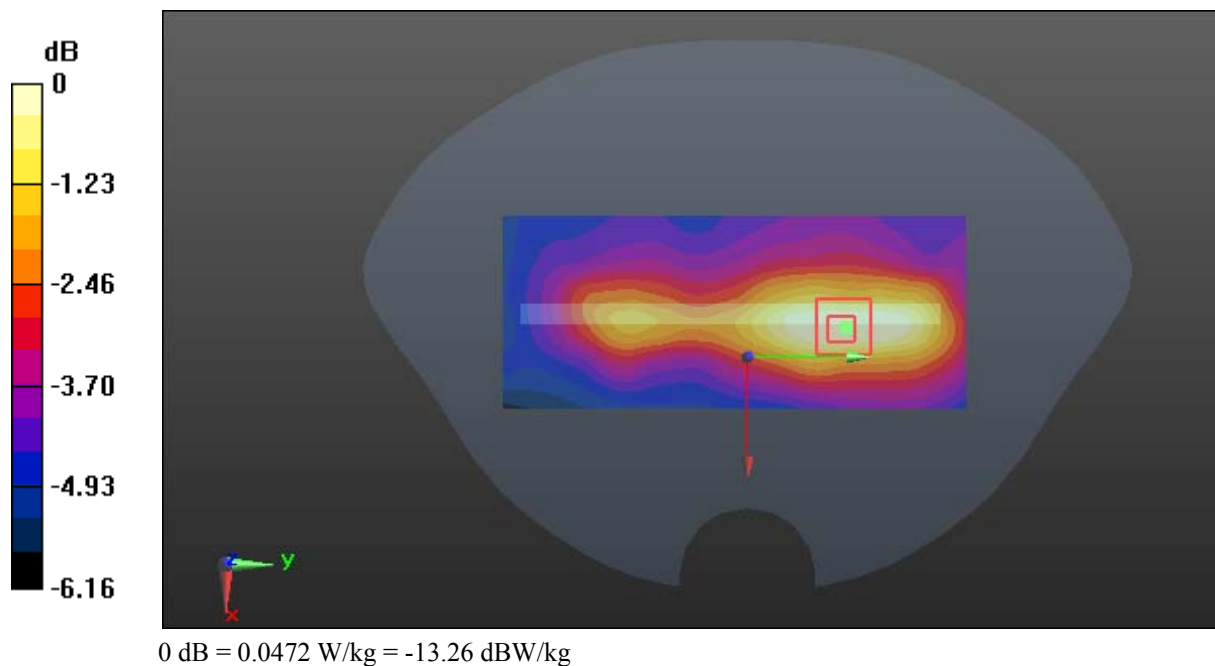
Zoom Scan (6x6x7)/Cube 0: Measurement grid: dx=8mm, dy=8mm, dz=5mm

Reference Value = 4.210 V/m; Power Drift = -0.17 dB

Peak SAR (extrapolated) = 0.0550 W/kg

SAR(1 g) = 0.035 W/kg; SAR(10 g) = 0.025 W/kg

Maximum value of SAR (measured) = 0.0472 W/kg



Test Plot *#: LTE Band 2_Body Bottom_Middle_1RB

DUT: LTE Mobile Phone; Type: M4 B3; Serial: 18032600421

Communication System: Generic FDD-LTE; Frequency: 1880 MHz; Duty Cycle: 1:1
 Medium parameters used: $f = 1880 \text{ MHz}$; $\sigma = 1.518 \text{ S/m}$; $\epsilon_r = 52.618$; $\rho = 1000 \text{ kg/m}^3$;
 Phantom section: Flat Section

DASY5 Configuration:

- Probe: EX3DV4 - SN7441; ConvF(7.79, 7.79, 7.79); Calibrated: 2017/11/2;
- Sensor-Surface: 1.4mm (Mechanical Surface Detection)
- Electronics: DAE4 Sn1459; Calibrated: 2017/9/15
- Phantom: SAM (30deg probe tilt) with CRP v5.0_20150321; Type: QD000P40CD; Serial: TP:1874
- Measurement SW: DASY52, Version 52.8 (8);

Area Scan (81x51x1): Interpolated grid: $dx=1.500 \text{ mm}$, $dy=1.500 \text{ mm}$

Maximum value of SAR (interpolated) = 0.406 W/kg

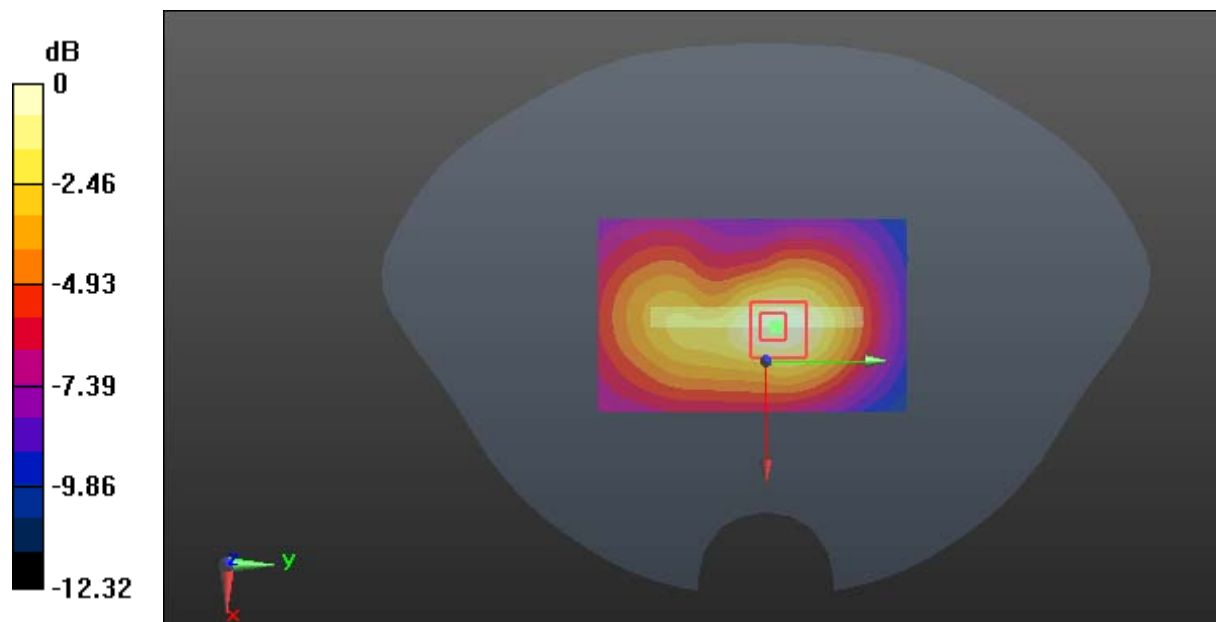
Zoom Scan (6x6x7)/Cube 0: Measurement grid: $dx=8\text{mm}$, $dy=8\text{mm}$, $dz=5\text{mm}$

Reference Value = 14.37 V/m; Power Drift = -0.14 dB

Peak SAR (extrapolated) = 0.508 W/kg

SAR(1 g) = 0.281 W/kg; SAR(10 g) = 0.165 W/kg

Maximum value of SAR (measured) = 0.409 W/kg



0 dB = 0.409 W/kg = -3.88 dBW/kg

Test Plot *#: LTE Band 2_Body Bottom_Middle_50%RB**DUT: LTE Mobile Phone; Type: M4 B3; Serial: 18032600421**

Communication System: Generic FDD-LTE; Frequency: 1880 MHz; Duty Cycle: 1:1
Medium parameters used: $f = 1880$ MHz; $\sigma = 1.518$ S/m; $\epsilon_r = 52.618$; $\rho = 1000$ kg/m³ ;
Phantom section: Flat Section

DASY5 Configuration:

- Probe: EX3DV4 - SN7441; ConvF(7.79, 7.79, 7.79); Calibrated: 2017/11/2;
- Sensor-Surface: 1.4mm (Mechanical Surface Detection)
- Electronics: DAE4 Sn1459; Calibrated: 2017/9/15
- Phantom: SAM (30deg probe tilt) with CRP v5.0_20150321; Type: QD000P40CD; Serial: TP:1874
- Measurement SW: DASY52, Version 52.8 (8);

Area Scan (81x51x1): Interpolated grid: dx=1.500 mm, dy=1.500 mm

Maximum value of SAR (interpolated) = 0.300 W/kg

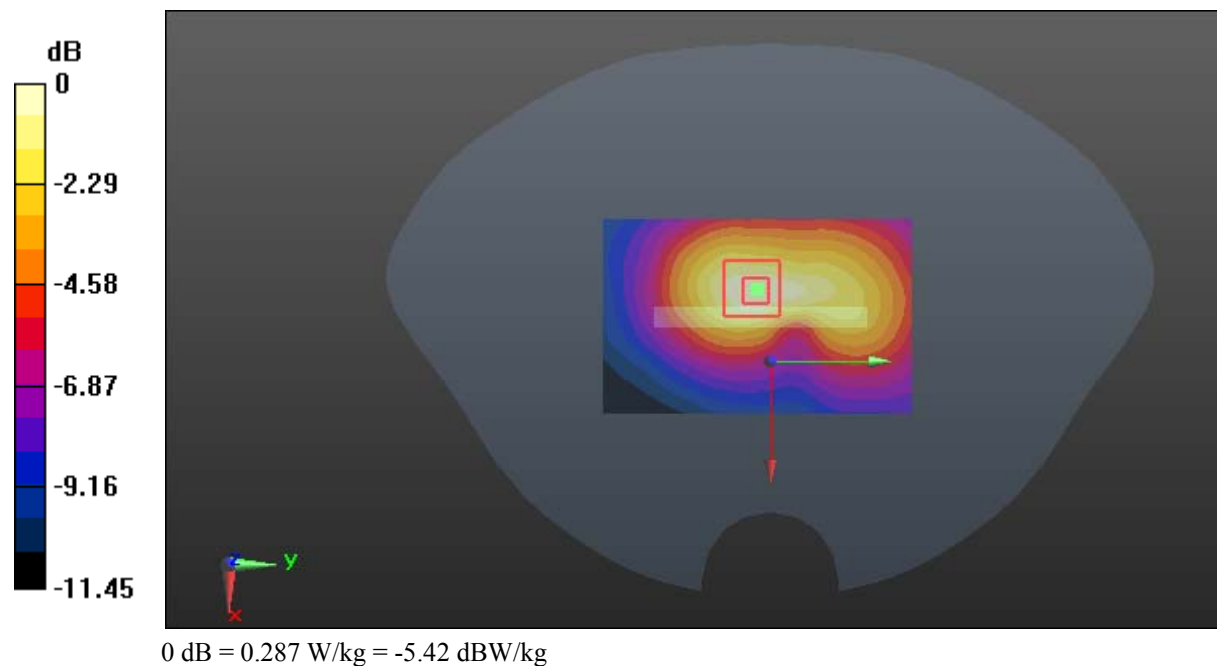
Zoom Scan (6x6x7)/Cube 0: Measurement grid: dx=8mm, dy=8mm, dz=5mm

Reference Value = 9.547 V/m; Power Drift = -0.12 dB

Peak SAR (extrapolated) = 0.352 W/kg

SAR(1 g) = 0.195 W/kg; SAR(10 g) = 0.116 W/kg

Maximum value of SAR (measured) = 0.287 W/kg



Test Plot *#: LTE Band 4_Head Left Cheek_Middle_1RB

DUT: LTE Mobile Phone; Type: M4 B3; Serial: 18032600421

Communication System: Generic FDD-LTE; Frequency: 1732.5 MHz; Duty Cycle: 1:1
 Medium parameters used: $f = 1732.5 \text{ MHz}$; $\sigma = 1.334 \text{ S/m}$; $\epsilon_r = 41.234$; $\rho = 1000 \text{ kg/m}^3$;
 Phantom section: Left Section

DASY5 Configuration:

- Probe: EX3DV4 - SN7441; ConvF(8.22, 8.22, 8.22); Calibrated: 2017/11/2;
- Sensor-Surface: 1.4mm (Mechanical Surface Detection)
- Electronics: DAE4 Sn1459; Calibrated: 2017/9/15
- Phantom: SAM (30deg probe tilt) with CRP v5.0_20150321; Type: QD000P40CD; Serial: TP:1874
- Measurement SW: DASY52, Version 52.8 (8);

Area Scan (111x61x1): Interpolated grid: $dx=1.500 \text{ mm}$, $dy=1.500 \text{ mm}$

Maximum value of SAR (interpolated) = 0.245 W/kg


Zoom Scan (6x6x7)/Cube 0: Measurement grid: $dx=8\text{mm}$, $dy=8\text{mm}$, $dz=5\text{mm}$

Reference Value = 8.212 V/m; Power Drift = -0.19 dB

Peak SAR (extrapolated) = 0.260 W/kg

SAR(1 g) = 0.187 W/kg; SAR(10 g) = 0.134 W/kg

Maximum value of SAR (measured) = 0.233 W/kg



0 dB = 0.233 W/kg = -6.33 dBW/kg

Test Plot *#: LTE Band 4_Head Left Cheek_Middle_50%RB**DUT: LTE Mobile Phone; Type: M4 B3; Serial: 18032600421**

Communication System: Generic FDD-LTE; Frequency: 1732.5 MHz; Duty Cycle: 1:1
Medium parameters used: $f = 1732.5$ MHz; $\sigma = 1.334$ S/m; $\epsilon_r = 41.234$; $\rho = 1000$ kg/m³ ;
Phantom section: Left Section

DASY5 Configuration:

- Probe: EX3DV4 - SN7441; ConvF(8.22, 8.22, 8.22); Calibrated: 2017/11/2;
- Sensor-Surface: 1.4mm (Mechanical Surface Detection)
- Electronics: DAE4 Sn1459; Calibrated: 2017/9/15
- Phantom: SAM (30deg probe tilt) with CRP v5.0_20150321; Type: QD000P40CD; Serial: TP:1874
- Measurement SW: DASY52, Version 52.8 (8);

Area Scan (111x61x1): Interpolated grid: dx=1.500 mm, dy=1.500 mm

Maximum value of SAR (interpolated) = 0.167 W/kg


Zoom Scan (6x6x7)/Cube 0: Measurement grid: dx=8mm, dy=8mm, dz=5mm

Reference Value = 6.665 V/m; Power Drift = 0.02 dB

Peak SAR (extrapolated) = 0.184 W/kg

SAR(1 g) = 0.132 W/kg; SAR(10 g) = 0.096 W/kg

Maximum value of SAR (measured) = 0.165 W/kg



Test Plot *#: LTE Band 4_Head Left Tilt_Middle_1RB**DUT: LTE Mobile Phone; Type: M4 B3; Serial: 18032600421**

Communication System: Generic FDD-LTE; Frequency: 1732.5 MHz; Duty Cycle: 1:1
Medium parameters used: $f = 1732.5$ MHz; $\sigma = 1.334$ S/m; $\epsilon_r = 41.234$; $\rho = 1000$ kg/m³ ;
Phantom section: Left Section

DASY5 Configuration:

- Probe: EX3DV4 - SN7441; ConvF(8.22, 8.22, 8.22); Calibrated: 2017/11/2;
- Sensor-Surface: 1.4mm (Mechanical Surface Detection)
- Electronics: DAE4 Sn1459; Calibrated: 2017/9/15
- Phantom: SAM (30deg probe tilt) with CRP v5.0_20150321; Type: QD000P40CD; Serial: TP:1874
- Measurement SW: DASY52, Version 52.8 (8);

Area Scan (111x61x1): Interpolated grid: dx=1.500 mm, dy=1.500 mm

Maximum value of SAR (interpolated) = 0.375 W/kg


Zoom Scan (5x5x7)/Cube 0: Measurement grid: dx=8mm, dy=8mm, dz=5mm

Reference Value = 12.64 V/m; Power Drift = -0.01 dB

Peak SAR (extrapolated) = 0.332 W/kg

SAR(1 g) = 0.220 W/kg; SAR(10 g) = 0.143 W/kg

Maximum value of SAR (measured) = 0.294 W/kg



0 dB = 0.294 W/kg = -5.32 dBW/kg

Test Plot *#: LTE Band 4_Head Left Tilt_Middle_50%RB**DUT: LTE Mobile Phone; Type: M4 B3; Serial: 18032600421**

Communication System: Generic FDD-LTE; Frequency: 1732.5 MHz; Duty Cycle: 1:1
Medium parameters used: $f = 1732.5$ MHz; $\sigma = 1.334$ S/m; $\epsilon_r = 41.234$; $\rho = 1000$ kg/m³ ;
Phantom section: Left Section

DASY5 Configuration:

- Probe: EX3DV4 - SN7441; ConvF(8.22, 8.22, 8.22); Calibrated: 2017/11/2;
- Sensor-Surface: 1.4mm (Mechanical Surface Detection)
- Electronics: DAE4 Sn1459; Calibrated: 2017/9/15
- Phantom: SAM (30deg probe tilt) with CRP v5.0_20150321; Type: QD000P40CD; Serial: TP:1874
- Measurement SW: DASY52, Version 52.8 (8);

Area Scan (111x61x1): Interpolated grid: dx=1.500 mm, dy=1.500 mm

Maximum value of SAR (interpolated) = 0.253 W/kg


Zoom Scan (5x5x7)/Cube 0: Measurement grid: dx=8mm, dy=8mm, dz=5mm

Reference Value = 10.48 V/m; Power Drift = 0.13 dB

Peak SAR (extrapolated) = 0.237 W/kg

SAR(1 g) = 0.157 W/kg; SAR(10 g) = 0.103 W/kg

Maximum value of SAR (measured) = 0.207 W/kg



0 dB = 0.207 W/kg = -6.84 dBW/kg

Test Plot *#: LTE Band 4_Head Right Cheek_Middle_1RB**DUT: LTE Mobile Phone; Type: M4 B3; Serial: 18032600421**

Communication System: Generic FDD-LTE; Frequency: 1732.5 MHz; Duty Cycle: 1:1
Medium parameters used: $f = 1732.5$ MHz; $\sigma = 1.334$ S/m; $\epsilon_r = 41.234$; $\rho = 1000$ kg/m³ ;
Phantom section: Right Section

DASY5 Configuration:

- Probe: EX3DV4 - SN7441; ConvF(8.22, 8.22, 8.22); Calibrated: 2017/11/2;
- Sensor-Surface: 1.4mm (Mechanical Surface Detection)
- Electronics: DAE4 Sn1459; Calibrated: 2017/9/15
- Phantom: SAM (30deg probe tilt) with CRP v5.0_20150321; Type: QD000P40CD; Serial: TP:1874
- Measurement SW: DASY52, Version 52.8 (8);

Area Scan (111x61x1): Interpolated grid: dx=1.500 mm, dy=1.500 mm

Maximum value of SAR (interpolated) = 0.718 W/kg

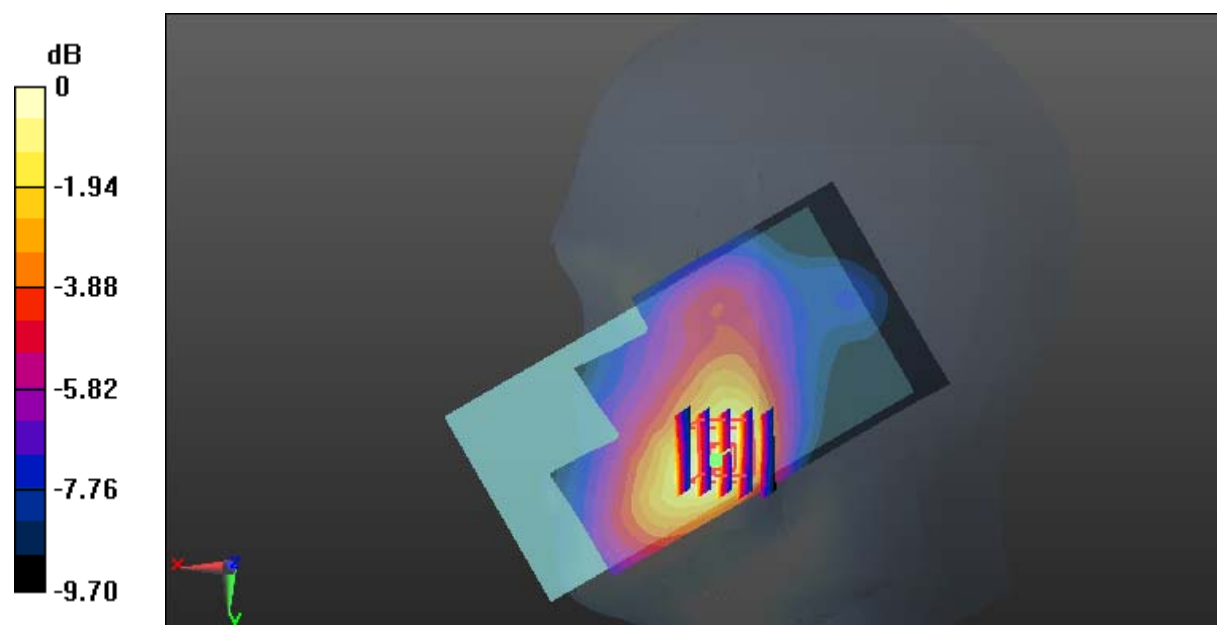
Zoom Scan (5x5x7)/Cube 0: Measurement grid: dx=8mm, dy=8mm, dz=5mm

Reference Value = 8.624 V/m; Power Drift = -0.04 dB

Peak SAR (extrapolated) = 0.748 W/kg

SAR(1 g) = 0.509 W/kg; SAR(10 g) = 0.344 W/kg

Maximum value of SAR (measured) = 0.656 W/kg



0 dB = 0.656 W/kg = -1.83 dBW/kg

Test Plot *#: LTE Band 4_Head Right Cheek_Middle_50%RB**DUT: LTE Mobile Phone; Type: M4 B3; Serial: 18032600421**

Communication System: Generic FDD-LTE; Frequency: 1732.5 MHz; Duty Cycle: 1:1
Medium parameters used: $f = 1732.5$ MHz; $\sigma = 1.334$ S/m; $\epsilon_r = 41.234$; $\rho = 1000$ kg/m³ ;
Phantom section: Right Section

DASY5 Configuration:

- Probe: EX3DV4 - SN7441; ConvF(8.22, 8.22, 8.22); Calibrated: 2017/11/2;
- Sensor-Surface: 1.4mm (Mechanical Surface Detection)
- Electronics: DAE4 Sn1459; Calibrated: 2017/9/15
- Phantom: SAM (30deg probe tilt) with CRP v5.0_20150321; Type: QD000P40CD; Serial: TP:1874
- Measurement SW: DASY52, Version 52.8 (8);

Area Scan (111x61x1): Interpolated grid: dx=1.500 mm, dy=1.500 mm

Maximum value of SAR (interpolated) = 0.488 W/kg


Zoom Scan (5x5x7)/Cube 0: Measurement grid: dx=8mm, dy=8mm, dz=5mm

Reference Value = 7.911 V/m; Power Drift = -0.06 dB

Peak SAR (extrapolated) = 0.532 W/kg

SAR(1 g) = 0.363 W/kg; SAR(10 g) = 0.249 W/kg

Maximum value of SAR (measured) = 0.464 W/kg



0 dB = 0.464 W/kg = -3.33 dBW/kg

Test Plot *#: LTE Band 4_Head Right Tilt_Middle_1RB**DUT: LTE Mobile Phone; Type: M4 B3; Serial: 18032600421**

Communication System: Generic FDD-LTE; Frequency: 1732.5 MHz; Duty Cycle: 1:1
Medium parameters used: $f = 1732.5$ MHz; $\sigma = 1.334$ S/m; $\epsilon_r = 41.234$; $\rho = 1000$ kg/m³ ;
Phantom section: Right Section

DASY5 Configuration:

- Probe: EX3DV4 - SN7441; ConvF(8.22, 8.22, 8.22); Calibrated: 2017/11/2;
- Sensor-Surface: 1.4mm (Mechanical Surface Detection)
- Electronics: DAE4 Sn1459; Calibrated: 2017/9/15
- Phantom: SAM (30deg probe tilt) with CRP v5.0_20150321; Type: QD000P40CD; Serial: TP:1874
- Measurement SW: DASY52, Version 52.8 (8);

Area Scan (111x61x1): Interpolated grid: dx=1.500 mm, dy=1.500 mm

Maximum value of SAR (interpolated) = 0.240 W/kg


Zoom Scan (6x6x7)/Cube 0: Measurement grid: dx=8mm, dy=8mm, dz=5mm

Reference Value = 11.88 V/m; Power Drift = 0.01 dB

Peak SAR (extrapolated) = 0.260 W/kg

SAR(1 g) = 0.172 W/kg; SAR(10 g) = 0.118 W/kg

Maximum value of SAR (measured) = 0.221 W/kg



0 dB = 0.221 W/kg = -6.56 dBW/kg

Test Plot *#: LTE Band 4_Head Right Tilt_Middle_50%RB**DUT: LTE Mobile Phone; Type: M4 B3; Serial: 18032600421**

Communication System: Generic FDD-LTE; Frequency: 1732.5 MHz; Duty Cycle: 1:1
Medium parameters used: $f = 1732.5$ MHz; $\sigma = 1.334$ S/m; $\epsilon_r = 41.234$; $\rho = 1000$ kg/m³ ;
Phantom section: Right Section

DASY5 Configuration:

- Probe: EX3DV4 - SN7441; ConvF(8.22, 8.22, 8.22); Calibrated: 2017/11/2;
- Sensor-Surface: 1.4mm (Mechanical Surface Detection)
- Electronics: DAE4 Sn1459; Calibrated: 2017/9/15
- Phantom: SAM (30deg probe tilt) with CRP v5.0_20150321; Type: QD000P40CD; Serial: TP:1874
- Measurement SW: DASY52, Version 52.8 (8);

Area Scan (111x61x1): Interpolated grid: dx=1.500 mm, dy=1.500 mm

Maximum value of SAR (interpolated) = 0.172 W/kg

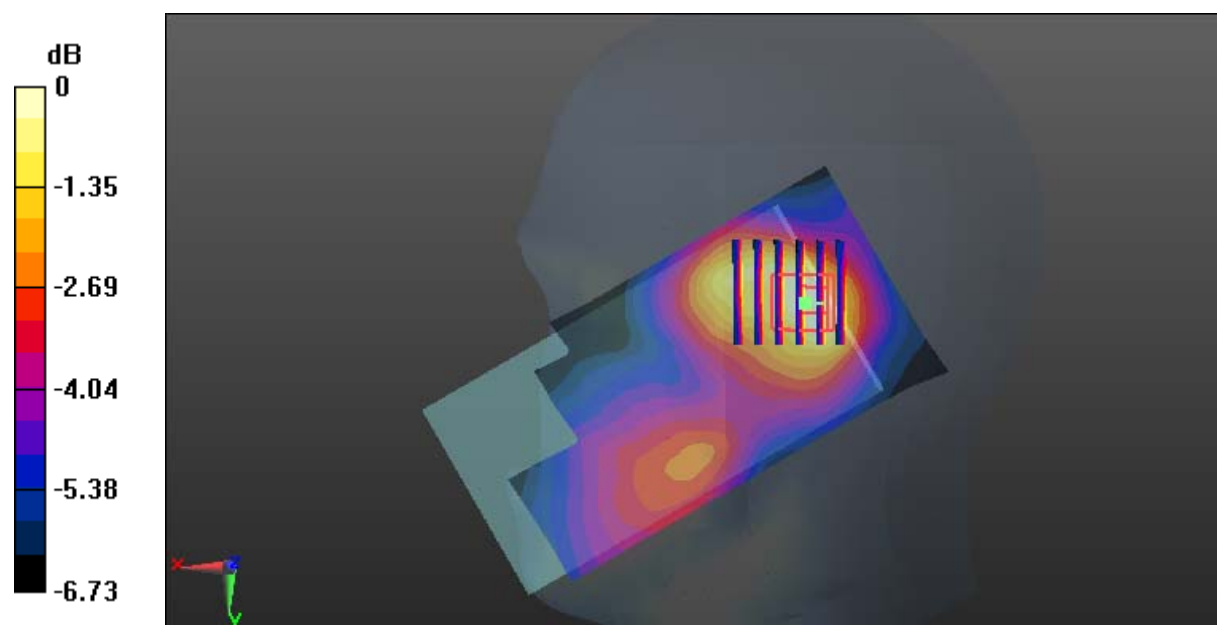
Zoom Scan (6x6x7)/Cube 0: Measurement grid: dx=8mm, dy=8mm, dz=5mm

Reference Value = 10.25 V/m; Power Drift = -0.09 dB

Peak SAR (extrapolated) = 0.185 W/kg

SAR(1 g) = 0.125 W/kg; SAR(10 g) = 0.089 W/kg

Maximum value of SAR (measured) = 0.158 W/kg



0 dB = 0.158 W/kg = -8.01 dBW/kg

Test Plot *#: LTE Band 4_Body Back_Low_1RB**DUT: LTE Mobile Phone; Type: M4 B3; Serial: 18032600421**

Communication System: Generic FDD-LTE; Frequency: 1720 MHz; Duty Cycle: 1:1
Medium parameters used: $f = 1720$ MHz; $\sigma = 1.483$ S/m; $\epsilon_r = 52.683$; $\rho = 1000$ kg/m³ ;
Phantom section: Flat Section

DASY5 Configuration:

- Probe: EX3DV4 - SN7441; ConvF(8.04, 8.04, 8.04); Calibrated: 2017/11/2;
- Sensor-Surface: 1.4mm (Mechanical Surface Detection)
- Electronics: DAE4 Sn1459; Calibrated: 2017/9/15
- Phantom: SAM (30deg probe tilt) with CRP v5.0_20150321; Type: QD000P40CD; Serial: TP:1874
- Measurement SW: DASY52, Version 52.8 (8);

Area Scan (121x71x1): Interpolated grid: dx=1.500 mm, dy=1.500 mm

Maximum value of SAR (interpolated) = 1.53 W/kg

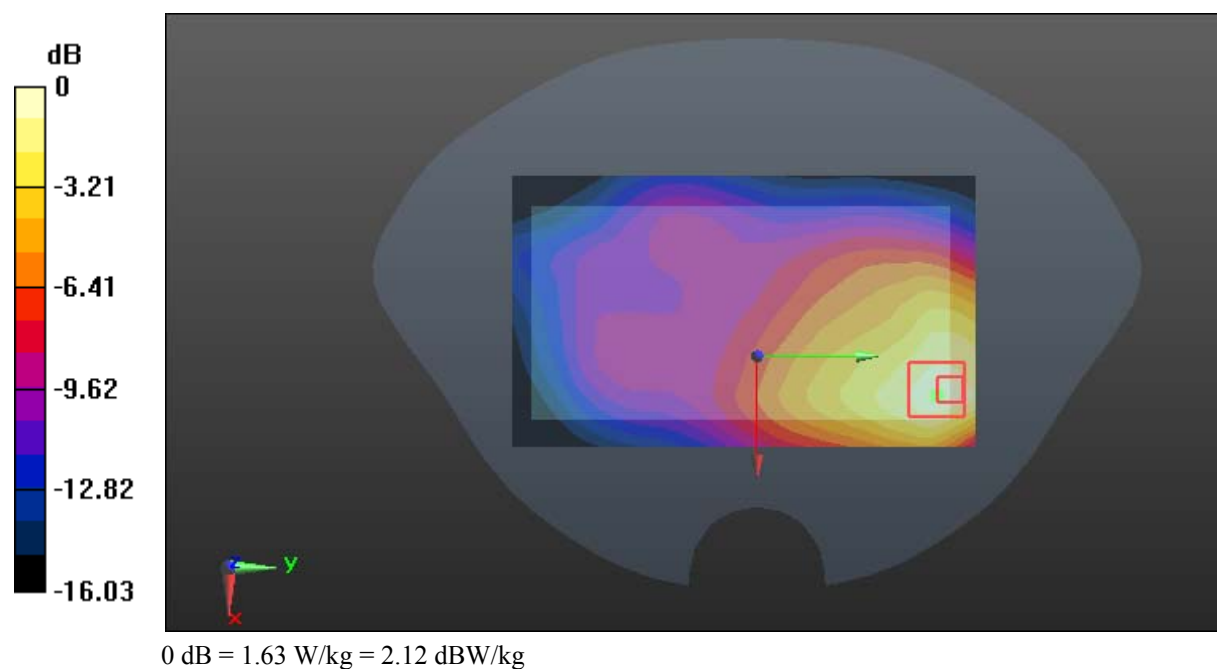
Zoom Scan (6x6x7)/Cube 0: Measurement grid: dx=8mm, dy=8mm, dz=5mm

Reference Value = 11.51 V/m; Power Drift = -0.01 dB

Peak SAR (extrapolated) = 2.06 W/kg

SAR(1 g) = 1.04 W/kg; SAR(10 g) = 0.599 W/kg

Maximum value of SAR (measured) = 1.63 W/kg



Test Plot *#: LTE Band 4_Body Back_Middle_1RB

DUT: LTE Mobile Phone; Type: M4 B3; Serial: 18032600421

Communication System: Generic FDD-LTE; Frequency: 1732.5 MHz; Duty Cycle: 1:1
 Medium parameters used: $f = 1732.5 \text{ MHz}$; $\sigma = 1.494 \text{ S/m}$; $\epsilon_r = 52.857$; $\rho = 1000 \text{ kg/m}^3$;
 Phantom section: Flat Section

DASY5 Configuration:

- Probe: EX3DV4 - SN7441; ConvF(8.04, 8.04, 8.04); Calibrated: 2017/11/2;
- Sensor-Surface: 1.4mm (Mechanical Surface Detection)
- Electronics: DAE4 Sn1459; Calibrated: 2017/9/15
- Phantom: SAM (30deg probe tilt) with CRP v5.0_20150321; Type: QD000P40CD; Serial: TP:1874
- Measurement SW: DASY52, Version 52.8 (8);

Area Scan (121x71x1): Interpolated grid: $dx=1.500 \text{ mm}$, $dy=1.500 \text{ mm}$

Maximum value of SAR (interpolated) = 1.48 W/kg

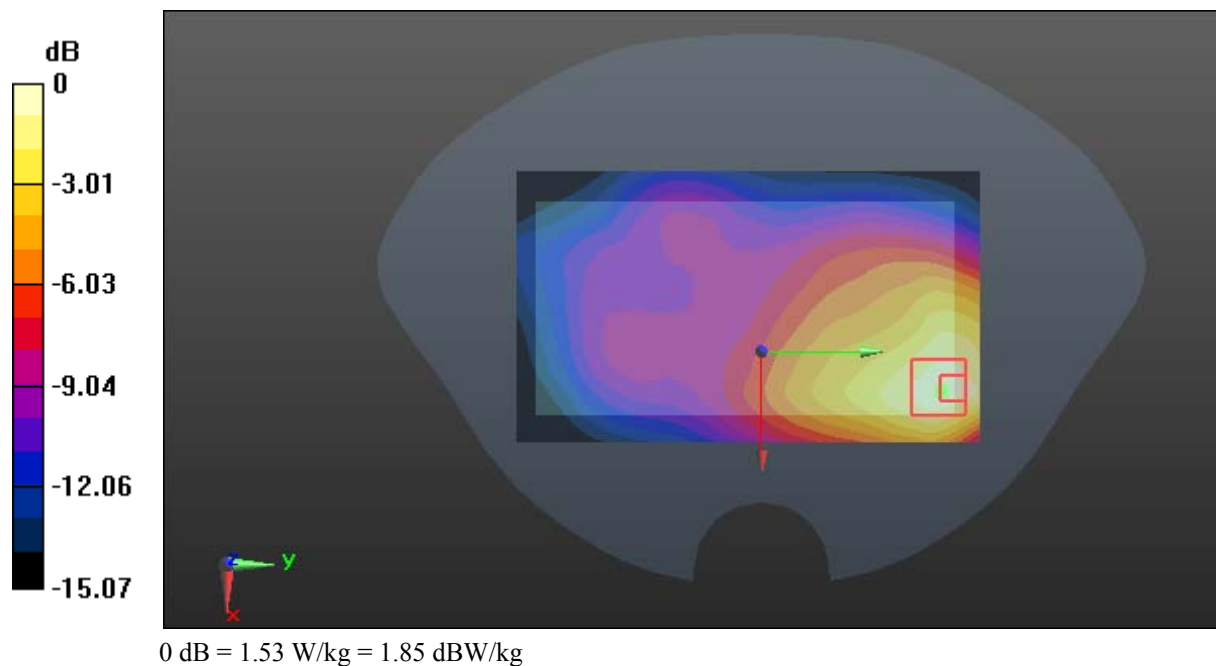
Zoom Scan (6x6x7)/Cube 0: Measurement grid: $dx=8\text{mm}$, $dy=8\text{mm}$, $dz=5\text{mm}$

Reference Value = 11.94 V/m; Power Drift = -0.13 dB

Peak SAR (extrapolated) = 1.94 W/kg

SAR(1 g) = 0.981 W/kg; SAR(10 g) = 0.568 W/kg

Maximum value of SAR (measured) = 1.53 W/kg



Test Plot *#: LTE Band 4_Body Back_High_1RB**DUT: LTE Mobile Phone; Type: M4 B3; Serial: 18032600421**

Communication System: Generic FDD-LTE; Frequency: 1745 MHz; Duty Cycle: 1:1
Medium parameters used: $f = 1745$ MHz; $\sigma = 1.514$ S/m; $\epsilon_r = 52.779$; $\rho = 1000$ kg/m³ ;
Phantom section: Flat Section

DASY5 Configuration:

- Probe: EX3DV4 - SN7441; ConvF(8.04, 8.04, 8.04); Calibrated: 2017/11/2;
- Sensor-Surface: 1.4mm (Mechanical Surface Detection)
- Electronics: DAE4 Sn1459; Calibrated: 2017/9/15
- Phantom: SAM (30deg probe tilt) with CRP v5.0_20150321; Type: QD000P40CD; Serial: TP:1874
- Measurement SW: DASY52, Version 52.8 (8);

Area Scan (121x71x1): Interpolated grid: dx=1.500 mm, dy=1.500 mm

Maximum value of SAR (interpolated) = 1.49 W/kg

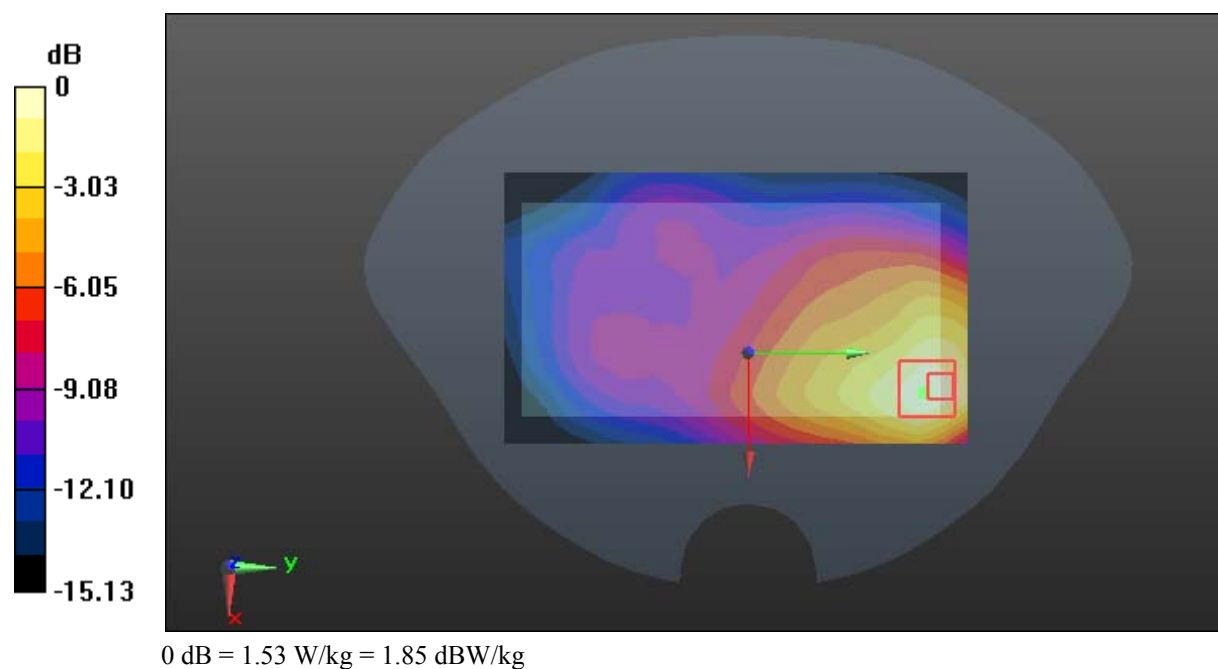
Zoom Scan (6x6x7)/Cube 0: Measurement grid: dx=8mm, dy=8mm, dz=5mm

Reference Value = 11.50 V/m; Power Drift = -0.04 dB

Peak SAR (extrapolated) = 1.94 W/kg

SAR(1 g) = 0.992 W/kg; SAR(10 g) = 0.574 W/kg

Maximum value of SAR (measured) = 1.53 W/kg



Test Plot *#: LTE Band 4_Body Back_Middle_50%RB**DUT: LTE Mobile Phone; Type: M4 B3; Serial: 18032600421**

Communication System: Generic FDD-LTE; Frequency: 1732.5 MHz; Duty Cycle: 1:1
Medium parameters used: $f = 1732.5$ MHz; $\sigma = 1.494$ S/m; $\epsilon_r = 52.857$; $\rho = 1000$ kg/m³ ;
Phantom section: Flat Section

DASY5 Configuration:

- Probe: EX3DV4 - SN7441; ConvF(8.04, 8.04, 8.04); Calibrated: 2017/11/2;
- Sensor-Surface: 1.4mm (Mechanical Surface Detection)
- Electronics: DAE4 Sn1459; Calibrated: 2017/9/15
- Phantom: SAM (30deg probe tilt) with CRP v5.0_20150321; Type: QD000P40CD; Serial: TP:1874
- Measurement SW: DASY52, Version 52.8 (8);

Area Scan (121x71x1): Interpolated grid: dx=1.500 mm, dy=1.500 mm

Maximum value of SAR (interpolated) = 0.892 W/kg

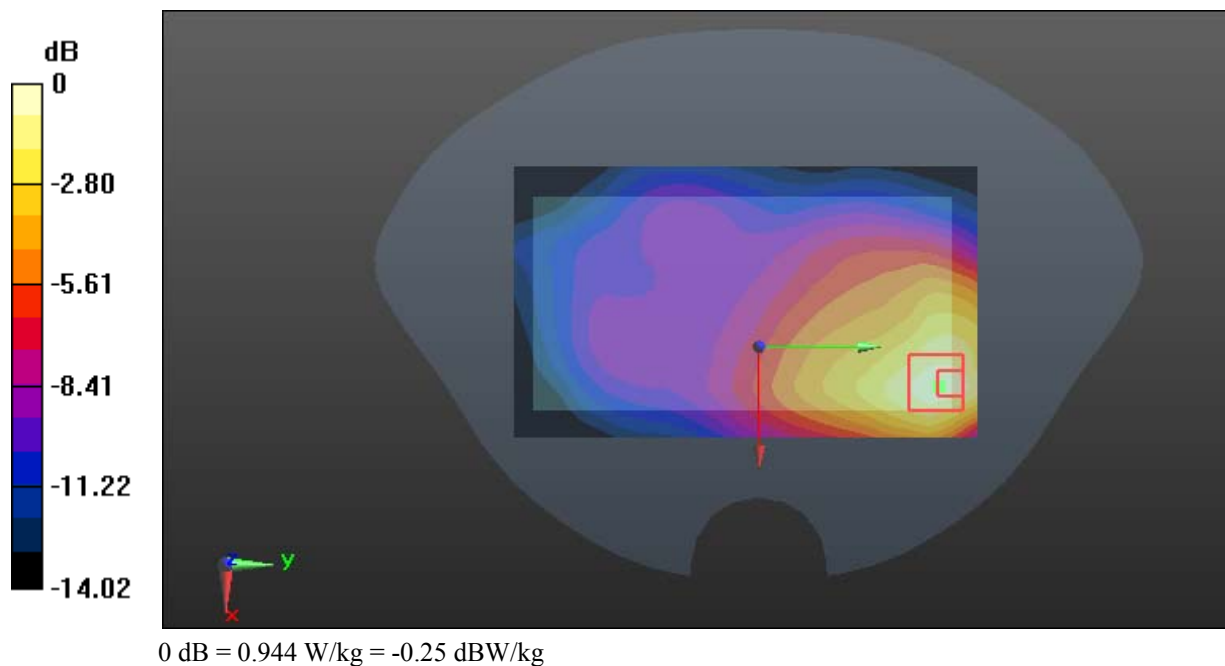
Zoom Scan (6x6x7)/Cube 0: Measurement grid: dx=8mm, dy=8mm, dz=5mm

Reference Value = 9.141 V/m; Power Drift = 0.07 dB

Peak SAR (extrapolated) = 1.21 W/kg

SAR(1 g) = 0.605 W/kg; SAR(10 g) = 0.353 W/kg

Maximum value of SAR (measured) = 0.944 W/kg



Test Plot *#: LTE Band 4_Body Left_Middle_1RB

DUT: LTE Mobile Phone; Type: M4 B3; Serial: 18032600421

Communication System: Generic FDD-LTE; Frequency: 1732.5 MHz; Duty Cycle: 1:1
 Medium parameters used: $f = 1732.5 \text{ MHz}$; $\sigma = 1.494 \text{ S/m}$; $\epsilon_r = 52.857$; $\rho = 1000 \text{ kg/m}^3$;
 Phantom section: Flat Section

DASY5 Configuration:

- Probe: EX3DV4 - SN7441; ConvF(8.04, 8.04, 8.04); Calibrated: 2017/11/2;
- Sensor-Surface: 1.4mm (Mechanical Surface Detection)
- Electronics: DAE4 Sn1459; Calibrated: 2017/9/15
- Phantom: SAM (30deg probe tilt) with CRP v5.0_20150321; Type: QD000P40CD; Serial: TP:1874
- Measurement SW: DASY52, Version 52.8 (8);

Area Scan (121x51x1): Interpolated grid: $dx=1.500 \text{ mm}$, $dy=1.500 \text{ mm}$

Maximum value of SAR (interpolated) = 0.317 W/kg

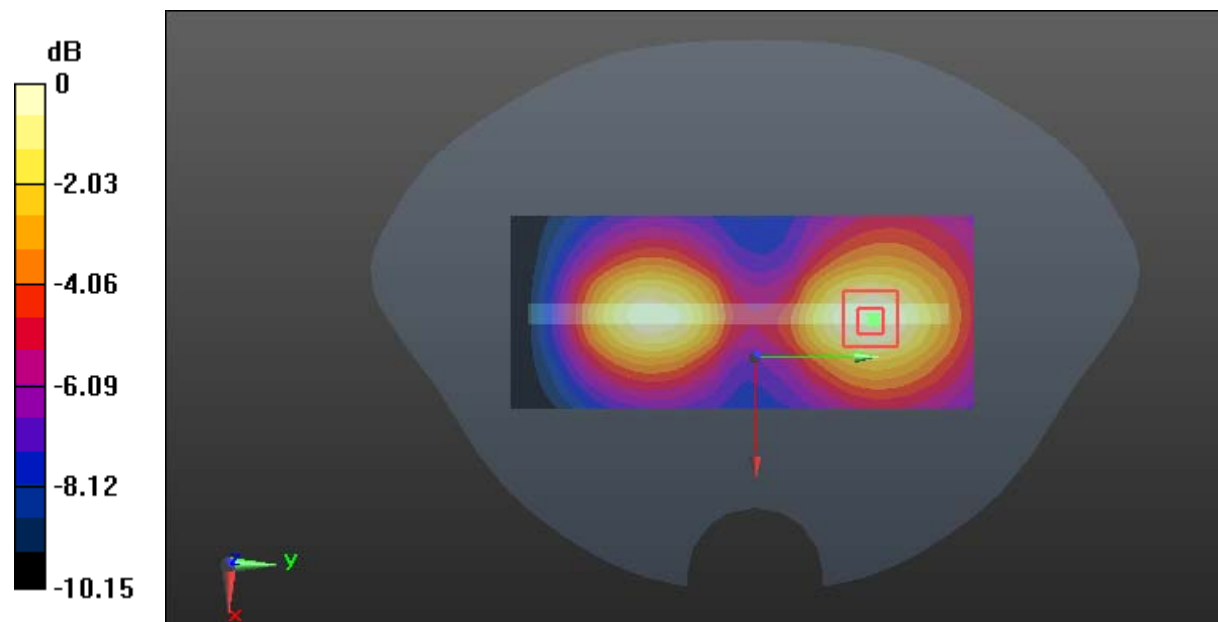
Zoom Scan (6x6x7)/Cube 0: Measurement grid: $dx=8\text{mm}$, $dy=8\text{mm}$, $dz=5\text{mm}$

Reference Value = 7.001 V/m; Power Drift = -0.16 dB

Peak SAR (extrapolated) = 0.354 W/kg

SAR(1 g) = 0.219 W/kg; SAR(10 g) = 0.139 W/kg

Maximum value of SAR (measured) = 0.304 W/kg



0 dB = 0.304 W/kg = -5.17 dBW/kg

Test Plot *#: LTE Band 4_Body Left_Middle_50%RB**DUT: LTE Mobile Phone; Type: M4 B3; Serial: 18032600421**

Communication System: Generic FDD-LTE; Frequency: 1732.5 MHz; Duty Cycle: 1:1
Medium parameters used: $f = 1732.5$ MHz; $\sigma = 1.494$ S/m; $\epsilon_r = 52.857$; $\rho = 1000$ kg/m³ ;
Phantom section: Flat Section

DASY5 Configuration:

- Probe: EX3DV4 - SN7441; ConvF(8.04, 8.04, 8.04); Calibrated: 2017/11/2;
- Sensor-Surface: 1.4mm (Mechanical Surface Detection)
- Electronics: DAE4 Sn1459; Calibrated: 2017/9/15
- Phantom: SAM (30deg probe tilt) with CRP v5.0_20150321; Type: QD000P40CD; Serial: TP:1874
- Measurement SW: DASY52, Version 52.8 (8);

Area Scan (121x51x1): Interpolated grid: dx=1.500 mm, dy=1.500 mm

Maximum value of SAR (interpolated) = 0.216 W/kg

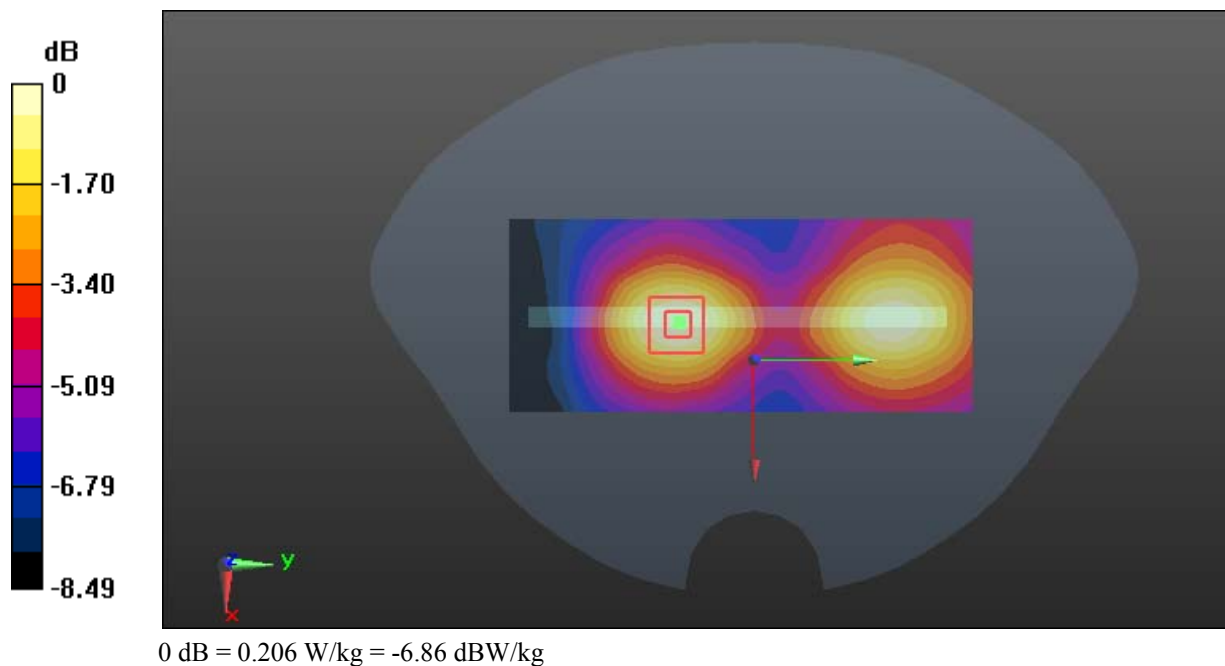
Zoom Scan (6x6x7)/Cube 0: Measurement grid: dx=8mm, dy=8mm, dz=5mm

Reference Value = 7.207 V/m; Power Drift = -0.06 dB

Peak SAR (extrapolated) = 0.241 W/kg

SAR(1 g) = 0.150 W/kg; SAR(10 g) = 0.099 W/kg

Maximum value of SAR (measured) = 0.206 W/kg



Test Plot *#: LTE Band 4_Body Right_Middle_1RB

DUT: LTE Mobile Phone; Type: M4 B3; Serial: 18032600421

Communication System: Generic FDD-LTE; Frequency: 1732.5 MHz; Duty Cycle: 1:1
 Medium parameters used: $f = 1732.5 \text{ MHz}$; $\sigma = 1.494 \text{ S/m}$; $\epsilon_r = 52.857$; $\rho = 1000 \text{ kg/m}^3$;
 Phantom section: Flat Section

DASY5 Configuration:

- Probe: EX3DV4 - SN7441; ConvF(8.04, 8.04, 8.04); Calibrated: 2017/11/2;
- Sensor-Surface: 1.4mm (Mechanical Surface Detection)
- Electronics: DAE4 Sn1459; Calibrated: 2017/9/15
- Phantom: SAM (30deg probe tilt) with CRP v5.0_20150321; Type: QD000P40CD; Serial: TP:1874
- Measurement SW: DASY52, Version 52.8 (8);

Area Scan (121x51x1): Interpolated grid: $dx=1.500 \text{ mm}$, $dy=1.500 \text{ mm}$

Maximum value of SAR (interpolated) = 0.722 W/kg

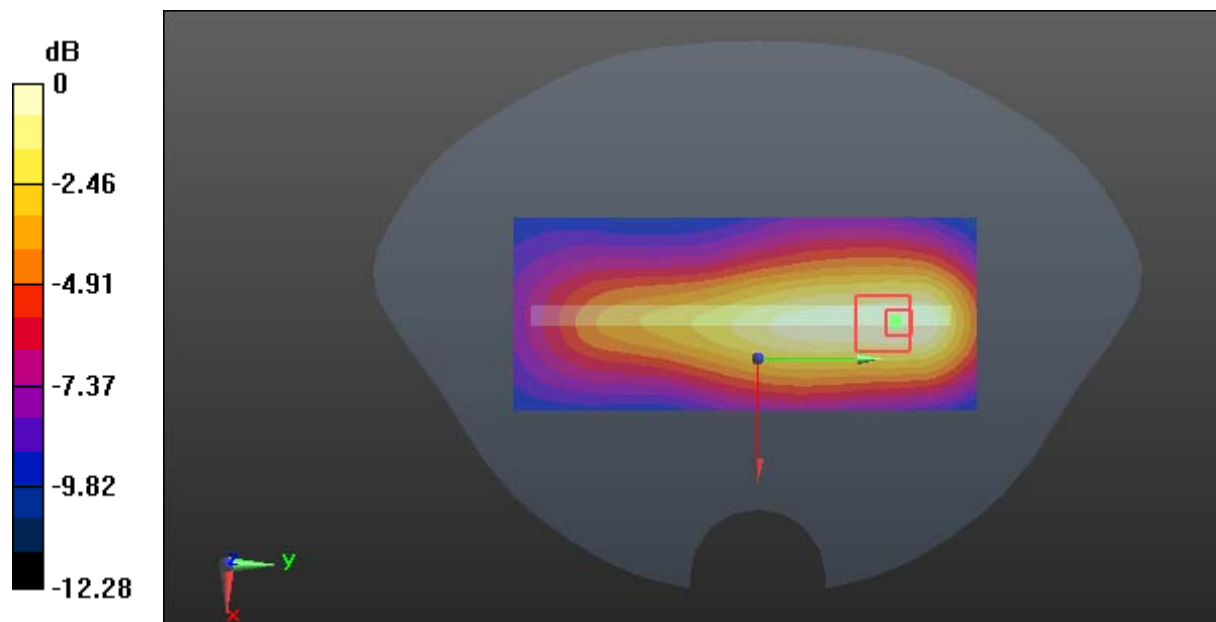
Zoom Scan (6x6x7)/Cube 0: Measurement grid: $dx=8\text{mm}$, $dy=8\text{mm}$, $dz=5\text{mm}$

Reference Value = 16.72 V/m; Power Drift = -0.17 dB

Peak SAR (extrapolated) = 0.848 W/kg

SAR(1 g) = 0.492 W/kg; SAR(10 g) = 0.303 W/kg

Maximum value of SAR (measured) = 0.708 W/kg



0 dB = 0.708 W/kg = -1.50 dBW/kg

Test Plot *#: LTE Band 4_Body Right_Middle_50%RB

DUT: LTE Mobile Phone; Type: M4 B3; Serial: 18032600421

Communication System: Generic FDD-LTE; Frequency: 1732.5 MHz; Duty Cycle: 1:1
 Medium parameters used: $f = 1732.5 \text{ MHz}$; $\sigma = 1.494 \text{ S/m}$; $\epsilon_r = 52.857$; $\rho = 1000 \text{ kg/m}^3$;
 Phantom section: Flat Section

DASY5 Configuration:

- Probe: EX3DV4 - SN7441; ConvF(8.04, 8.04, 8.04); Calibrated: 2017/11/2;
- Sensor-Surface: 1.4mm (Mechanical Surface Detection)
- Electronics: DAE4 Sn1459; Calibrated: 2017/9/15
- Phantom: SAM (30deg probe tilt) with CRP v5.0_20150321; Type: QD000P40CD; Serial: TP:1874
- Measurement SW: DASY52, Version 52.8 (8);

Area Scan (121x51x1): Interpolated grid: $dx=1.500 \text{ mm}$, $dy=1.500 \text{ mm}$

Maximum value of SAR (interpolated) = 0.522 W/kg

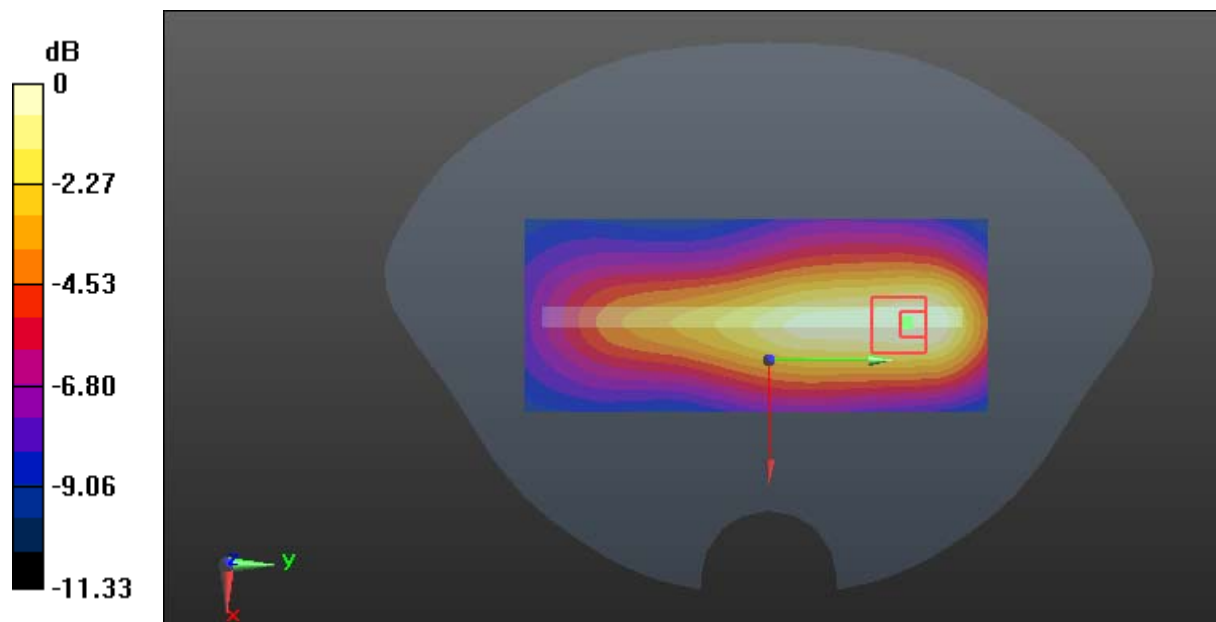
Zoom Scan (6x6x7)/Cube 0: Measurement grid: $dx=8\text{mm}$, $dy=8\text{mm}$, $dz=5\text{mm}$

Reference Value = 14.17 V/m; Power Drift = -0.12 dB

Peak SAR (extrapolated) = 0.610 W/kg

SAR(1 g) = 0.356 W/kg; SAR(10 g) = 0.221 W/kg

Maximum value of SAR (measured) = 0.509 W/kg



0 dB = 0.509 W/kg = -2.93 dBW/kg

Test Plot *#: LTE Band 4_Body Bottom_Middle_1RB

DUT: LTE Mobile Phone; Type: M4 B3; Serial: 18032600421

Communication System: Generic FDD-LTE; Frequency: 1732.5 MHz; Duty Cycle: 1:1
 Medium parameters used: $f = 1732.5 \text{ MHz}$; $\sigma = 1.494 \text{ S/m}$; $\epsilon_r = 52.857$; $\rho = 1000 \text{ kg/m}^3$;
 Phantom section: Flat Section

DASY5 Configuration:

- Probe: EX3DV4 - SN7441; ConvF(8.04, 8.04, 8.04); Calibrated: 2017/11/2;
- Sensor-Surface: 1.4mm (Mechanical Surface Detection)
- Electronics: DAE4 Sn1459; Calibrated: 2017/9/15
- Phantom: SAM (30deg probe tilt) with CRP v5.0_20150321; Type: QD000P40CD; Serial: TP:1874
- Measurement SW: DASY52, Version 52.8 (8);

Area Scan (81x51x1): Interpolated grid: $dx=1.500 \text{ mm}$, $dy=1.500 \text{ mm}$

Maximum value of SAR (interpolated) = 0.724 W/kg

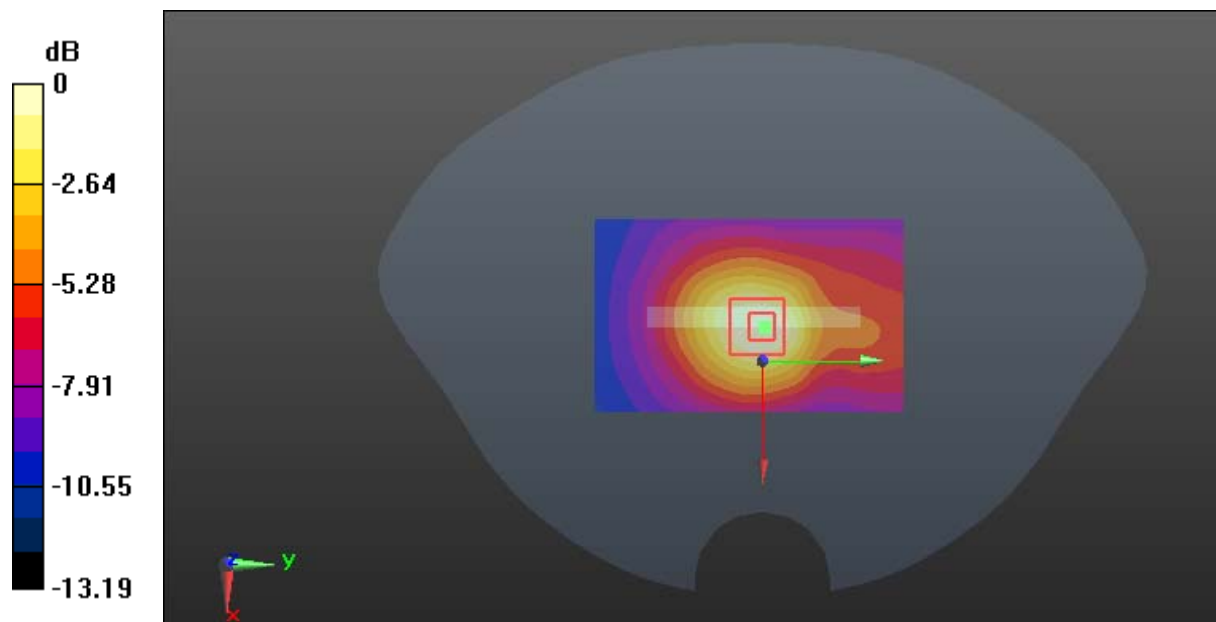
Zoom Scan (6x6x7)/Cube 0: Measurement grid: $dx=8\text{mm}$, $dy=8\text{mm}$, $dz=5\text{mm}$

Reference Value = 19.06 V/m; Power Drift = -0.05 dB

Peak SAR (extrapolated) = 0.807 W/kg

SAR(1 g) = 0.467 W/kg; SAR(10 g) = 0.274 W/kg

Maximum value of SAR (measured) = 0.678 W/kg



0 dB = 0.678 W/kg = -1.69 dBW/kg

Test Plot *#: LTE Band 4_Body Bottom_Middle_50%RB**DUT: LTE Mobile Phone; Type: M4 B3; Serial: 18032600421**

Communication System: Generic FDD-LTE; Frequency: 1732.5 MHz; Duty Cycle: 1:1
Medium parameters used: $f = 1732.5$ MHz; $\sigma = 1.494$ S/m; $\epsilon_r = 52.857$; $\rho = 1000$ kg/m³ ;
Phantom section: Flat Section

DASY5 Configuration:

- Probe: EX3DV4 - SN7441; ConvF(8.04, 8.04, 8.04); Calibrated: 2017/11/2;
- Sensor-Surface: 1.4mm (Mechanical Surface Detection)
- Electronics: DAE4 Sn1459; Calibrated: 2017/9/15
- Phantom: SAM (30deg probe tilt) with CRP v5.0_20150321; Type: QD000P40CD; Serial: TP:1874
- Measurement SW: DASY52, Version 52.8 (8);

Area Scan (81x51x1): Interpolated grid: dx=1.500 mm, dy=1.500 mm

Maximum value of SAR (interpolated) = 0.471 W/kg

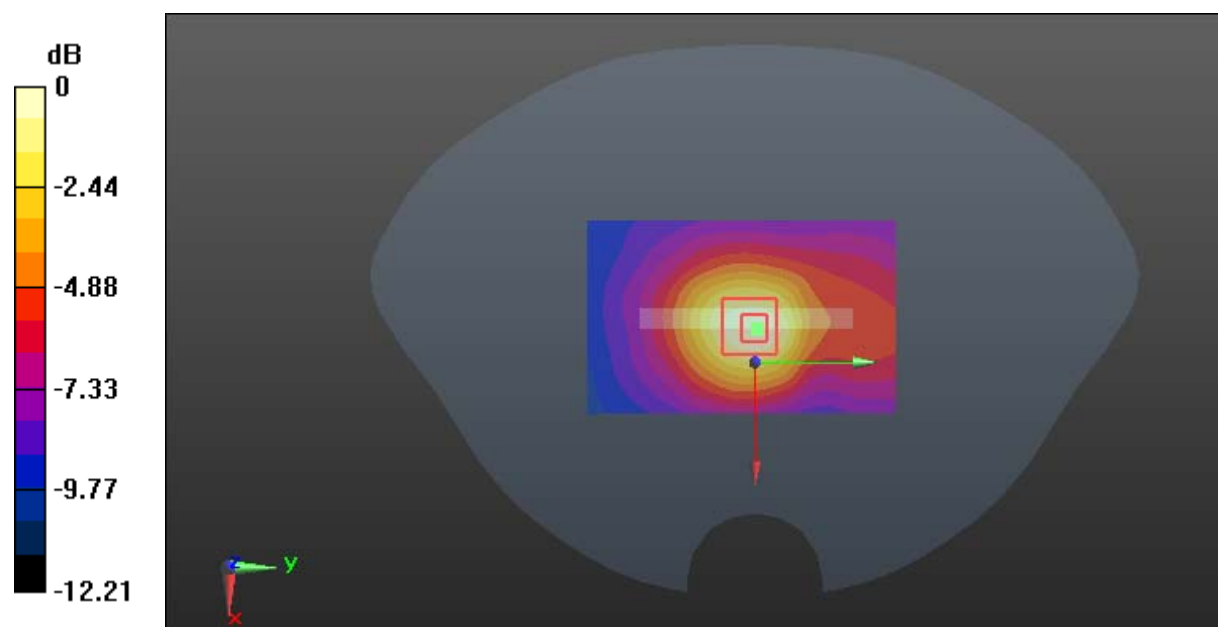
Zoom Scan (6x6x7)/Cube 0: Measurement grid: dx=8mm, dy=8mm, dz=5mm

Reference Value = 15.11 V/m; Power Drift = -0.04 dB

Peak SAR (extrapolated) = 0.548 W/kg

SAR(1 g) = 0.319 W/kg; SAR(10 g) = 0.189 W/kg

Maximum value of SAR (measured) = 0.461 W/kg



0 dB = 0.461 W/kg = -3.36 dBW/kg

Test Plot *#: LTE Band 12_Head Left Cheek_Middle_1RB

DUT: LTE Mobile Phone; Type: M4 B3; Serial: 18032600421

Communication System: Generic FDD-LTE; Frequency: 707.5 MHz; Duty Cycle: 1:1
 Medium parameters used: $f = 707.5 \text{ MHz}$; $\sigma = 0.882 \text{ S/m}$; $\epsilon_r = 42.94$; $\rho = 1000 \text{ kg/m}^3$;
 Phantom section: Left Section

DASY5 Configuration:

- Probe: EX3DV4 - SN7441; ConvF(9.98, 9.98, 9.98); Calibrated: 2017/11/2;
- Sensor-Surface: 1.4mm (Mechanical Surface Detection)
- Electronics: DAE4 Sn1459; Calibrated: 2017/9/15
- Phantom: SAM (30deg probe tilt) with CRP v5.0_20150321; Type: QD000P40CD; Serial: TP:1874
- Measurement SW: DASY52, Version 52.8 (8);

Area Scan (111x61x1): Interpolated grid: $dx=1.500 \text{ mm}$, $dy=1.500 \text{ mm}$

Maximum value of SAR (interpolated) = 0.164 W/kg


Zoom Scan (6x6x7)/Cube 0: Measurement grid: $dx=8\text{mm}$, $dy=8\text{mm}$, $dz=5\text{mm}$

Reference Value = 4.287 V/m; Power Drift = 0.07 dB

Peak SAR (extrapolated) = 0.174 W/kg

SAR(1 g) = 0.134 W/kg; SAR(10 g) = 0.108 W/kg

Maximum value of SAR (measured) = 0.153 W/kg



0 dB = 0.153 W/kg = -8.15 dBW/kg

Test Plot *#: LTE Band 12_Head Left Cheek_Middle_50%RB

DUT: LTE Mobile Phone; Type: M4 B3; Serial: 18032600421

Communication System: Generic FDD-LTE; Frequency: 707.5 MHz; Duty Cycle: 1:1
 Medium parameters used: $f = 707.5 \text{ MHz}$; $\sigma = 0.882 \text{ S/m}$; $\epsilon_r = 42.94$; $\rho = 1000 \text{ kg/m}^3$;
 Phantom section: Left Section

DASY5 Configuration:

- Probe: EX3DV4 - SN7441; ConvF(9.98, 9.98, 9.98); Calibrated: 2017/11/2;
- Sensor-Surface: 1.4mm (Mechanical Surface Detection)
- Electronics: DAE4 Sn1459; Calibrated: 2017/9/15
- Phantom: SAM (30deg probe tilt) with CRP v5.0_20150321; Type: QD000P40CD; Serial: TP:1874
- Measurement SW: DASY52, Version 52.8 (8);

Area Scan (111x61x1): Interpolated grid: $dx=1.500 \text{ mm}$, $dy=1.500 \text{ mm}$

Maximum value of SAR (interpolated) = 0.140 W/kg


Zoom Scan (6x6x7)/Cube 0: Measurement grid: $dx=8\text{mm}$, $dy=8\text{mm}$, $dz=5\text{mm}$

Reference Value = 5.250 V/m; Power Drift = -0.11 dB

Peak SAR (extrapolated) = 0.150 W/kg

SAR(1 g) = 0.116 W/kg; SAR(10 g) = 0.093 W/kg

Maximum value of SAR (measured) = 0.135 W/kg



0 dB = 0.135 W/kg = -8.70 dBW/kg

Test Plot *#: LTE Band 12_Head Left Tilt_Middle_1RB

DUT: LTE Mobile Phone; Type: M4 B3; Serial: 18032600421

Communication System: Generic FDD-LTE; Frequency: 707.5 MHz; Duty Cycle: 1:1
 Medium parameters used: $f = 707.5 \text{ MHz}$; $\sigma = 0.882 \text{ S/m}$; $\epsilon_r = 42.94$; $\rho = 1000 \text{ kg/m}^3$;
 Phantom section: Left Section

DASY5 Configuration:

- Probe: EX3DV4 - SN7441; ConvF(9.98, 9.98, 9.98); Calibrated: 2017/11/2;
- Sensor-Surface: 1.4mm (Mechanical Surface Detection)
- Electronics: DAE4 Sn1459; Calibrated: 2017/9/15
- Phantom: SAM (30deg probe tilt) with CRP v5.0_20150321; Type: QD000P40CD; Serial: TP:1874
- Measurement SW: DASY52, Version 52.8 (8);

Area Scan (111x61x1): Interpolated grid: $dx=1.500 \text{ mm}$, $dy=1.500 \text{ mm}$

Maximum value of SAR (interpolated) = 0.0767 W/kg


Zoom Scan (5x5x7)/Cube 0: Measurement grid: $dx=8\text{mm}$, $dy=8\text{mm}$, $dz=5\text{mm}$

Reference Value = 7.197 V/m; Power Drift = -0.09 dB

Peak SAR (extrapolated) = 0.0800 W/kg

SAR(1 g) = 0.069 W/kg; SAR(10 g) = 0.060 W/kg

Maximum value of SAR (measured) = 0.0759 W/kg



0 dB = 0.0759 W/kg = -11.20 dBW/kg

Test Plot *#: LTE Band 12_Head Left Tilt_Middle_50%RB**DUT: LTE Mobile Phone; Type: M4 B3; Serial: 18032600421**

Communication System: Generic FDD-LTE; Frequency: 707.5 MHz; Duty Cycle: 1:1
Medium parameters used: $f = 707.5$ MHz; $\sigma = 0.882$ S/m; $\epsilon_r = 42.94$; $\rho = 1000$ kg/m³ ;
Phantom section: Left Section

DASY5 Configuration:

- Probe: EX3DV4 - SN7441; ConvF(9.98, 9.98, 9.98); Calibrated: 2017/11/2;
- Sensor-Surface: 1.4mm (Mechanical Surface Detection)
- Electronics: DAE4 Sn1459; Calibrated: 2017/9/15
- Phantom: SAM (30deg probe tilt) with CRP v5.0_20150321; Type: QD000P40CD; Serial: TP:1874
- Measurement SW: DASY52, Version 52.8 (8);

Area Scan (111x61x1): Interpolated grid: dx=1.500 mm, dy=1.500 mm

Maximum value of SAR (interpolated) = 0.0709 W/kg


Zoom Scan (5x5x7)/Cube 0: Measurement grid: dx=8mm, dy=8mm, dz=5mm

Reference Value = 7.012 V/m; Power Drift = -0.12 dB

Peak SAR (extrapolated) = 0.0720 W/kg

SAR(1 g) = 0.063 W/kg; SAR(10 g) = 0.055 W/kg

Maximum value of SAR (measured) = 0.0689 W/kg



Test Plot *#: LTE Band 12_Head Right Cheek_Middle_1RB**DUT: LTE Mobile Phone; Type: M4 B3; Serial: 18032600421**

Communication System: Generic FDD-LTE; Frequency: 707.5 MHz; Duty Cycle: 1:1
Medium parameters used: $f = 707.5$ MHz; $\sigma = 0.882$ S/m; $\epsilon_r = 42.94$; $\rho = 1000$ kg/m³ ;
Phantom section: Right Section

DASY5 Configuration:

- Probe: EX3DV4 - SN7441; ConvF(9.98, 9.98, 9.98); Calibrated: 2017/11/2;
- Sensor-Surface: 1.4mm (Mechanical Surface Detection)
- Electronics: DAE4 Sn1459; Calibrated: 2017/9/15
- Phantom: SAM (30deg probe tilt) with CRP v5.0_20150321; Type: QD000P40CD; Serial: TP:1874
- Measurement SW: DASY52, Version 52.8 (8);

Area Scan (111x61x1): Interpolated grid: dx=1.500 mm, dy=1.500 mm

Maximum value of SAR (interpolated) = 0.179 W/kg


Zoom Scan (5x5x7)/Cube 0: Measurement grid: dx=8mm, dy=8mm, dz=5mm

Reference Value = 6.577 V/m; Power Drift = -0.18 dB

Peak SAR (extrapolated) = 0.180 W/kg

SAR(1 g) = 0.148 W/kg; SAR(10 g) = 0.121 W/kg

Maximum value of SAR (measured) = 0.168 W/kg



0 dB = 0.168 W/kg = -7.75 dBW/kg

Test Plot *#: LTE Band 12_Head Right Cheek_Middle_50%RB**DUT: LTE Mobile Phone; Type: M4 B3; Serial: 18032600421**

Communication System: Generic FDD-LTE; Frequency: 707.5 MHz; Duty Cycle: 1:1
Medium parameters used: $f = 707.5$ MHz; $\sigma = 0.882$ S/m; $\epsilon_r = 42.94$; $\rho = 1000$ kg/m³ ;
Phantom section: Right Section

DASY5 Configuration:

- Probe: EX3DV4 - SN7441; ConvF(9.98, 9.98, 9.98); Calibrated: 2017/11/2;
- Sensor-Surface: 1.4mm (Mechanical Surface Detection)
- Electronics: DAE4 Sn1459; Calibrated: 2017/9/15
- Phantom: SAM (30deg probe tilt) with CRP v5.0_20150321; Type: QD000P40CD; Serial: TP:1874
- Measurement SW: DASY52, Version 52.8 (8);

Area Scan (111x61x1): Interpolated grid: dx=1.500 mm, dy=1.500 mm

Maximum value of SAR (interpolated) = 0.110 W/kg


Zoom Scan (6x6x7)/Cube 0: Measurement grid: dx=8mm, dy=8mm, dz=5mm

Reference Value = 5.355 V/m; Power Drift = -0.18 dB

Peak SAR (extrapolated) = 0.113 W/kg

SAR(1 g) = 0.095 W/kg; SAR(10 g) = 0.080 W/kg

Maximum value of SAR (measured) = 0.106 W/kg



Test Plot *#: LTE Band 12_Head Right Tilt_Middle_1RB**DUT: LTE Mobile Phone; Type: M4 B3; Serial: 18032600421**

Communication System: Generic FDD-LTE; Frequency: 707.5 MHz; Duty Cycle: 1:1
Medium parameters used: $f = 707.5$ MHz; $\sigma = 0.882$ S/m; $\epsilon_r = 42.94$; $\rho = 1000$ kg/m³ ;
Phantom section: Right Section

DASY5 Configuration:

- Probe: EX3DV4 - SN7441; ConvF(9.98, 9.98, 9.98); Calibrated: 2017/11/2;
- Sensor-Surface: 1.4mm (Mechanical Surface Detection)
- Electronics: DAE4 Sn1459; Calibrated: 2017/9/15
- Phantom: SAM (30deg probe tilt) with CRP v5.0_20150321; Type: QD000P40CD; Serial: TP:1874
- Measurement SW: DASY52, Version 52.8 (8);

Area Scan (111x61x1): Interpolated grid: dx=1.500 mm, dy=1.500 mm

Maximum value of SAR (interpolated) = 0.0959 W/kg

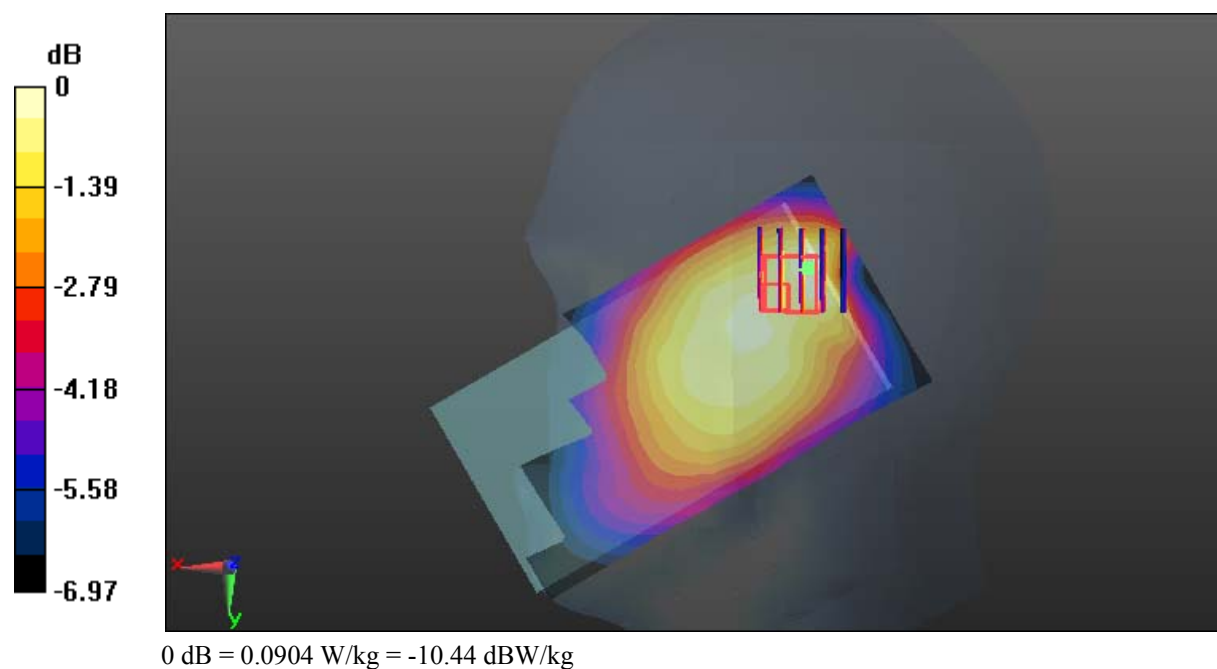
Zoom Scan (5x5x7)/Cube 0: Measurement grid: dx=8mm, dy=8mm, dz=5mm

Reference Value = 8.355 V/m; Power Drift = 0.00 dB

Peak SAR (extrapolated) = 0.105 W/kg

SAR(1 g) = 0.071 W/kg; SAR(10 g) = 0.056 W/kg

Maximum value of SAR (measured) = 0.0904 W/kg



Test Plot *#: LTE Band 12_Head Right Tilt_Middle_50%RB**DUT: LTE Mobile Phone; Type: M4 B3; Serial: 18032600421**

Communication System: Generic FDD-LTE; Frequency: 707.5 MHz; Duty Cycle: 1:1
Medium parameters used: $f = 707.5$ MHz; $\sigma = 0.882$ S/m; $\epsilon_r = 42.94$; $\rho = 1000$ kg/m³ ;
Phantom section: Right Section

DASY5 Configuration:

- Probe: EX3DV4 - SN7441; ConvF(9.98, 9.98, 9.98); Calibrated: 2017/11/2;
- Sensor-Surface: 1.4mm (Mechanical Surface Detection)
- Electronics: DAE4 Sn1459; Calibrated: 2017/9/15
- Phantom: SAM (30deg probe tilt) with CRP v5.0_20150321; Type: QD000P40CD; Serial: TP:1874
- Measurement SW: DASY52, Version 52.8 (8);

Area Scan (111x61x1): Interpolated grid: dx=1.500 mm, dy=1.500 mm

Maximum value of SAR (interpolated) = 0.0857 W/kg

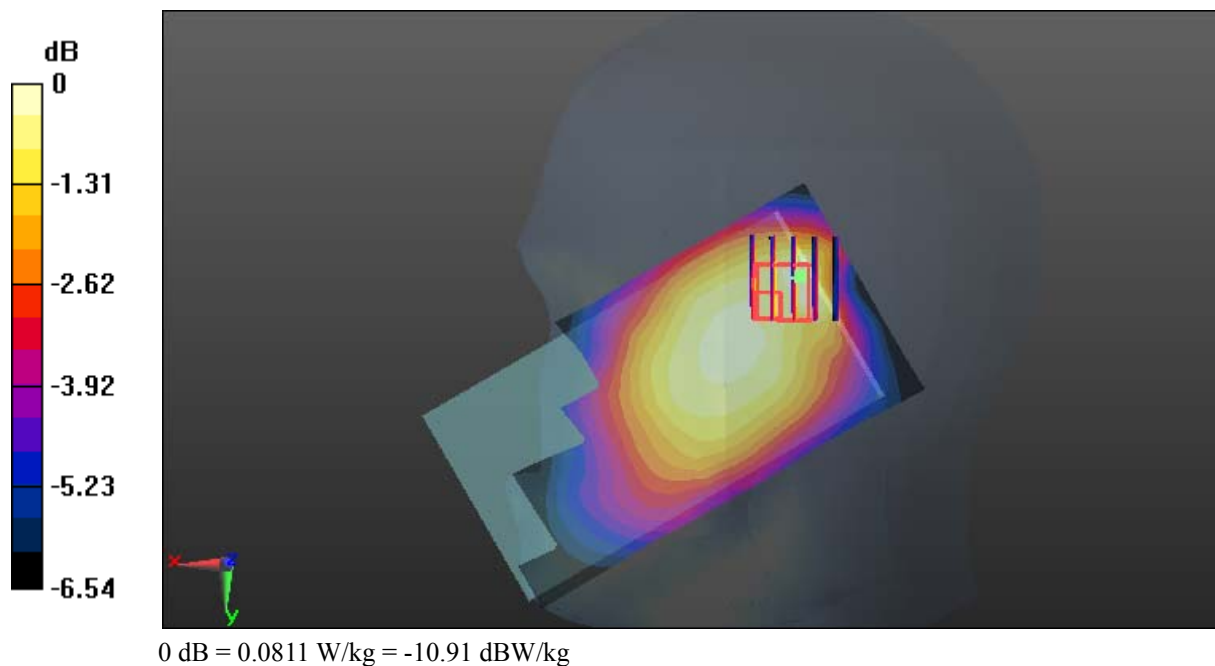
Zoom Scan (5x5x7)/Cube 0: Measurement grid: dx=8mm, dy=8mm, dz=5mm

Reference Value = 7.999 V/m; Power Drift = -0.02 dB

Peak SAR (extrapolated) = 0.0950 W/kg

SAR(1 g) = 0.063 W/kg; SAR(10 g) = 0.050 W/kg

Maximum value of SAR (measured) = 0.0811 W/kg



Test Plot *#: LTE Band 12_Body Back_Middle_1RB**DUT: LTE Mobile Phone; Type: M4 B3; Serial: 18032600421**

Communication System: Generic FDD-LTE; Frequency: 707.5 MHz; Duty Cycle: 1:1
Medium parameters used: $f = 707.5$ MHz; $\sigma = 0.98$ S/m; $\epsilon_r = 55.06$; $\rho = 1000$ kg/m³ ;
Phantom section: Flat Section

DASY5 Configuration:

- Probe: EX3DV4 - SN7441; ConvF(9.95, 9.95, 9.95); Calibrated: 2017/11/2;
- Sensor-Surface: 1.4mm (Mechanical Surface Detection)
- Electronics: DAE4 Sn1459; Calibrated: 2017/9/15
- Phantom: SAM (30deg probe tilt) with CRP v5.0_20150321; Type: QD000P40CD; Serial: TP:1874
- Measurement SW: DASY52, Version 52.8 (8);

Area Scan (121x71x1): Interpolated grid: dx=1.500 mm, dy=1.500 mm

Maximum value of SAR (interpolated) = 0.274 W/kg

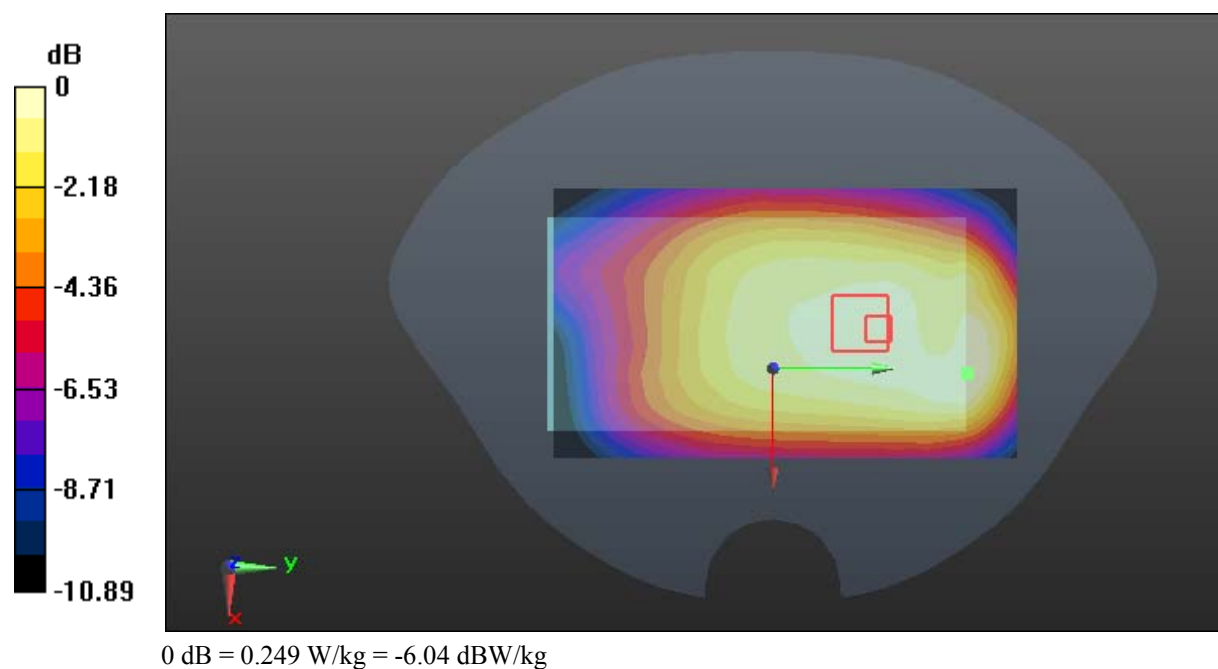
Zoom Scan (8x10x7)/Cube 0: Measurement grid: dx=8mm, dy=8mm, dz=5mm

Reference Value = 14.31 V/m; Power Drift = -0.14 dB

Peak SAR (extrapolated) = 0.304 W/kg

SAR(1 g) = 0.196 W/kg; SAR(10 g) = 0.156 W/kg

Maximum value of SAR (measured) = 0.249 W/kg



Test Plot *#: LTE Band 12_Body Back_Middle_50%RB

DUT: LTE Mobile Phone; Type: M4 B3; Serial: 18032600421

Communication System: Generic FDD-LTE; Frequency: 707.5 MHz; Duty Cycle: 1:1
 Medium parameters used: $f = 707.5 \text{ MHz}$; $\sigma = 0.98 \text{ S/m}$; $\epsilon_r = 55.06$; $\rho = 1000 \text{ kg/m}^3$;
 Phantom section: Flat Section

DASY5 Configuration:

- Probe: EX3DV4 - SN7441; ConvF(9.95, 9.95, 9.95); Calibrated: 2017/11/2;
- Sensor-Surface: 1.4mm (Mechanical Surface Detection)
- Electronics: DAE4 Sn1459; Calibrated: 2017/9/15
- Phantom: SAM (30deg probe tilt) with CRP v5.0_20150321; Type: QD000P40CD; Serial: TP:1874
- Measurement SW: DASY52, Version 52.8 (8);

Area Scan (121x71x1): Interpolated grid: $dx=1.500 \text{ mm}$, $dy=1.500 \text{ mm}$

Maximum value of SAR (interpolated) = 0.239 W/kg

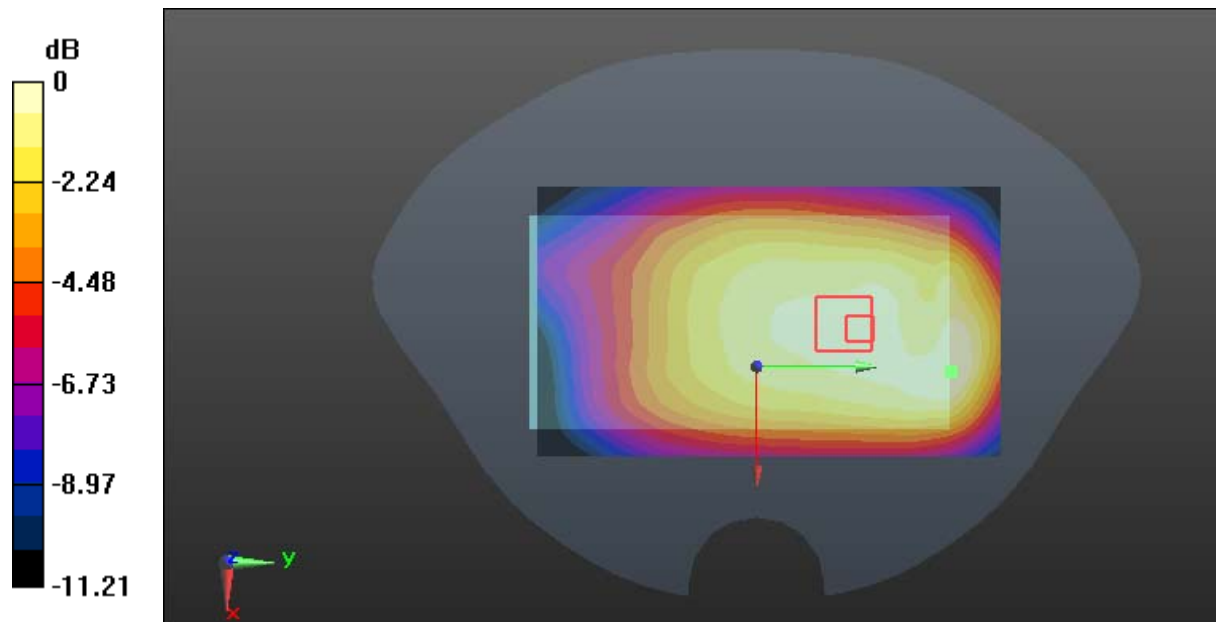
Zoom Scan (8x10x7)/Cube 0: Measurement grid: $dx=8\text{mm}$, $dy=8\text{mm}$, $dz=5\text{mm}$

Reference Value = 12.81 V/m; Power Drift = -0.07 dB

Peak SAR (extrapolated) = 0.266 W/kg

SAR(1 g) = 0.175 W/kg; SAR(10 g) = 0.140 W/kg

Maximum value of SAR (measured) = 0.224 W/kg



0 dB = 0.224 W/kg = -6.50 dBW/kg

Test Plot *#: LTE Band 12_Body Left_Middle_1RB**DUT: LTE Mobile Phone; Type: M4 B3; Serial: 18032600421**

Communication System: Generic FDD-LTE; Frequency: 707.5 MHz; Duty Cycle: 1:1
Medium parameters used: $f = 707.5$ MHz; $\sigma = 0.98$ S/m; $\epsilon_r = 55.06$; $\rho = 1000$ kg/m³ ;
Phantom section: Flat Section

DASY5 Configuration:

- Probe: EX3DV4 - SN7441; ConvF(9.95, 9.95, 9.95); Calibrated: 2017/11/2;
- Sensor-Surface: 1.4mm (Mechanical Surface Detection)
- Electronics: DAE4 Sn1459; Calibrated: 2017/9/15
- Phantom: SAM (30deg probe tilt) with CRP v5.0_20150321; Type: QD000P40CD; Serial: TP:1874
- Measurement SW: DASY52, Version 52.8 (8);

Area Scan (121x51x1): Interpolated grid: dx=1.500 mm, dy=1.500 mm

Maximum value of SAR (interpolated) = 0.119 W/kg

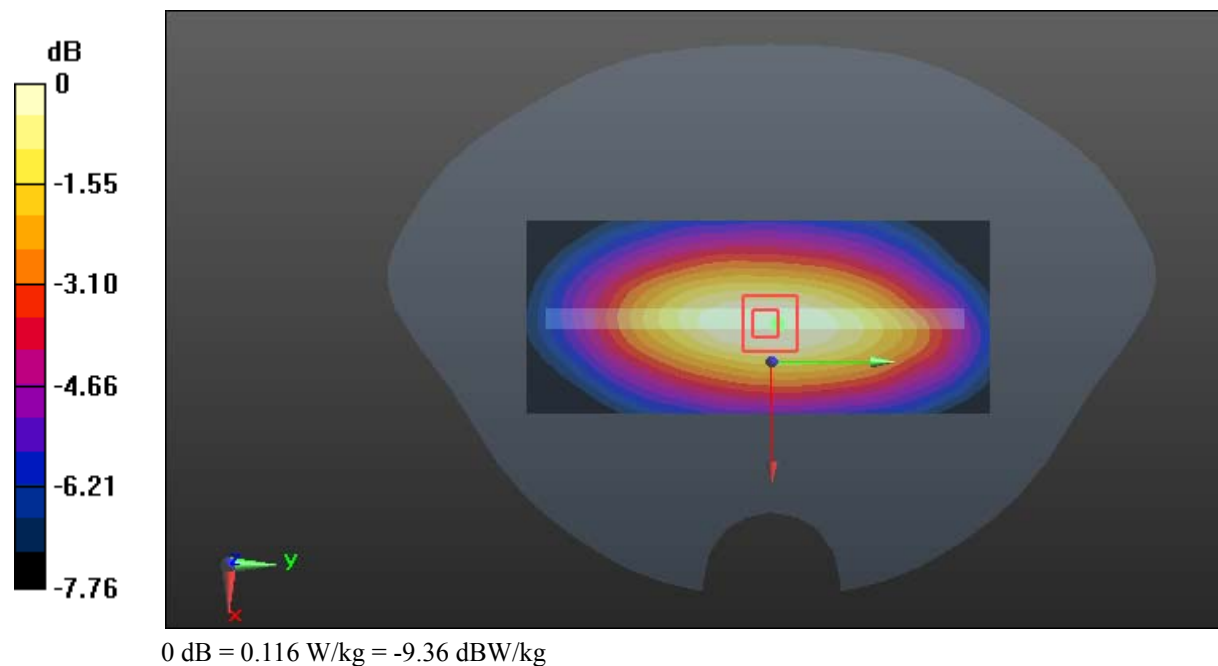
Zoom Scan (6x6x7)/Cube 0: Measurement grid: dx=8mm, dy=8mm, dz=5mm

Reference Value = 10.24 V/m; Power Drift = -0.05 dB

Peak SAR (extrapolated) = 0.131 W/kg

SAR(1 g) = 0.090 W/kg; SAR(10 g) = 0.066 W/kg

Maximum value of SAR (measured) = 0.116 W/kg



Test Plot *#: LTE Band 12_Body Left_Middle_50%RB

DUT: LTE Mobile Phone; Type: M4 B3; Serial: 18032600421

Communication System: Generic FDD-LTE; Frequency: 707.5 MHz; Duty Cycle: 1:1
 Medium parameters used: $f = 707.5$ MHz; $\sigma = 0.98$ S/m; $\epsilon_r = 55.06$; $\rho = 1000$ kg/m³ ;
 Phantom section: Flat Section

DASY5 Configuration:

- Probe: EX3DV4 - SN7441; ConvF(9.95, 9.95, 9.95); Calibrated: 2017/11/2;
- Sensor-Surface: 1.4mm (Mechanical Surface Detection)
- Electronics: DAE4 Sn1459; Calibrated: 2017/9/15
- Phantom: SAM (30deg probe tilt) with CRP v5.0_20150321; Type: QD000P40CD; Serial: TP:1874
- Measurement SW: DASY52, Version 52.8 (8);

Area Scan (121x51x1): Interpolated grid: dx=1.500 mm, dy=1.500 mm

Maximum value of SAR (interpolated) = 0.100 W/kg

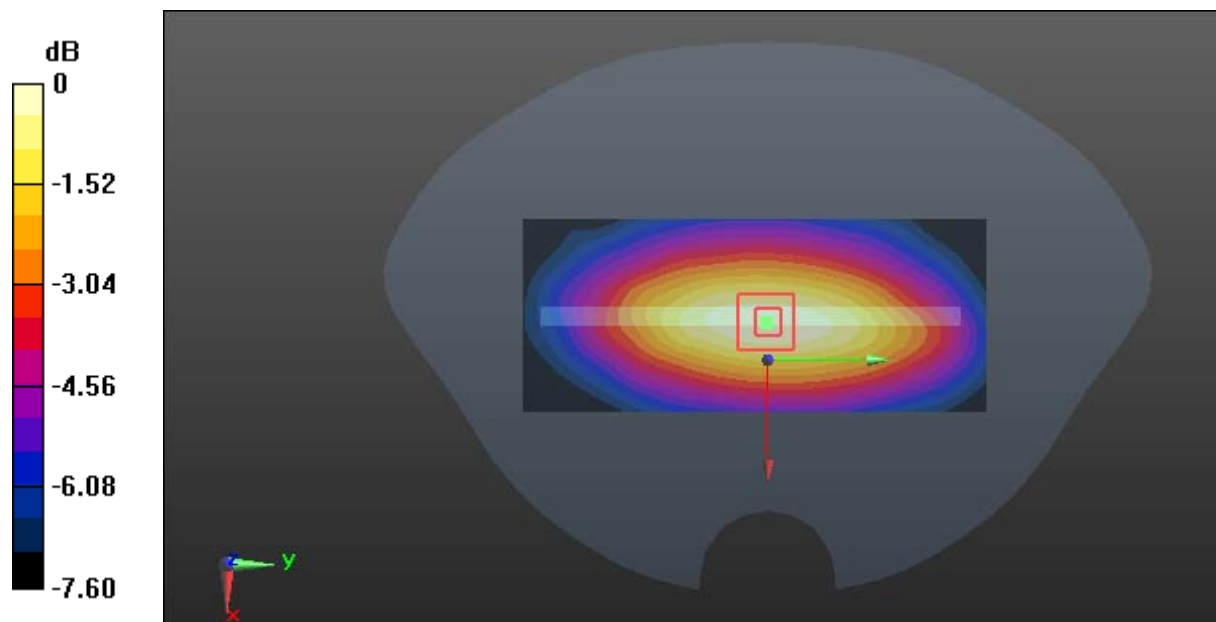
Zoom Scan (6x6x7)/Cube 0: Measurement grid: dx=8mm, dy=8mm, dz=5mm

Reference Value = 9.221 V/m; Power Drift = -0.10 dB

Peak SAR (extrapolated) = 0.114 W/kg

SAR(1 g) = 0.079 W/kg; SAR(10 g) = 0.058 W/kg

Maximum value of SAR (measured) = 0.101 W/kg



0 dB = 0.101 W/kg = -9.96 dBW/kg

Test Plot *#: LTE Band 12_Body Right_Middle_1RB**DUT: LTE Mobile Phone; Type: M4 B3; Serial: 18032600421**

Communication System: Generic FDD-LTE; Frequency: 707.5 MHz; Duty Cycle: 1:1
Medium parameters used: $f = 707.5$ MHz; $\sigma = 0.98$ S/m; $\epsilon_r = 55.06$; $\rho = 1000$ kg/m³ ;
Phantom section: Flat Section

DASY5 Configuration:

- Probe: EX3DV4 - SN7441; ConvF(9.95, 9.95, 9.95); Calibrated: 2017/11/2;
- Sensor-Surface: 1.4mm (Mechanical Surface Detection)
- Electronics: DAE4 Sn1459; Calibrated: 2017/9/15
- Phantom: SAM (30deg probe tilt) with CRP v5.0_20150321; Type: QD000P40CD; Serial: TP:1874
- Measurement SW: DASY52, Version 52.8 (8);

Area Scan (121x51x1): Interpolated grid: dx=1.500 mm, dy=1.500 mm

Maximum value of SAR (interpolated) = 0.126 W/kg

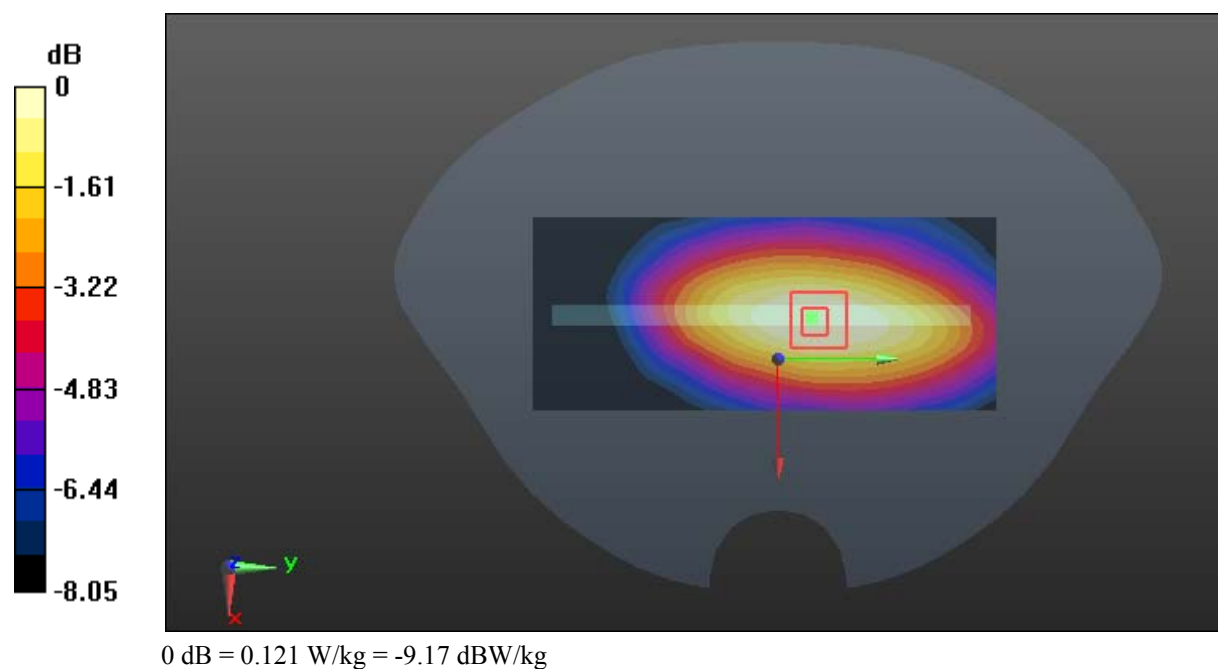
Zoom Scan (6x6x7)/Cube 0: Measurement grid: dx=8mm, dy=8mm, dz=5mm

Reference Value = 10.13 V/m; Power Drift = -0.08 dB

Peak SAR (extrapolated) = 0.135 W/kg

SAR(1 g) = 0.095 W/kg; SAR(10 g) = 0.070 W/kg

Maximum value of SAR (measured) = 0.121 W/kg



Test Plot *#: LTE Band 12_Body Right_Middle_50%RB**DUT: LTE Mobile Phone; Type: M4 B3; Serial: 18032600421**

Communication System: Generic FDD-LTE; Frequency: 707.5 MHz; Duty Cycle: 1:1
Medium parameters used: $f = 707.5$ MHz; $\sigma = 0.98$ S/m; $\epsilon_r = 55.06$; $\rho = 1000$ kg/m³ ;
Phantom section: Flat Section

DASY5 Configuration:

- Probe: EX3DV4 - SN7441; ConvF(9.95, 9.95, 9.95); Calibrated: 2017/11/2;
- Sensor-Surface: 1.4mm (Mechanical Surface Detection)
- Electronics: DAE4 Sn1459; Calibrated: 2017/9/15
- Phantom: SAM (30deg probe tilt) with CRP v5.0_20150321; Type: QD000P40CD; Serial: TP:1874
- Measurement SW: DASY52, Version 52.8 (8);

Area Scan (121x51x1): Interpolated grid: dx=1.500 mm, dy=1.500 mm

Maximum value of SAR (interpolated) = 0.111 W/kg

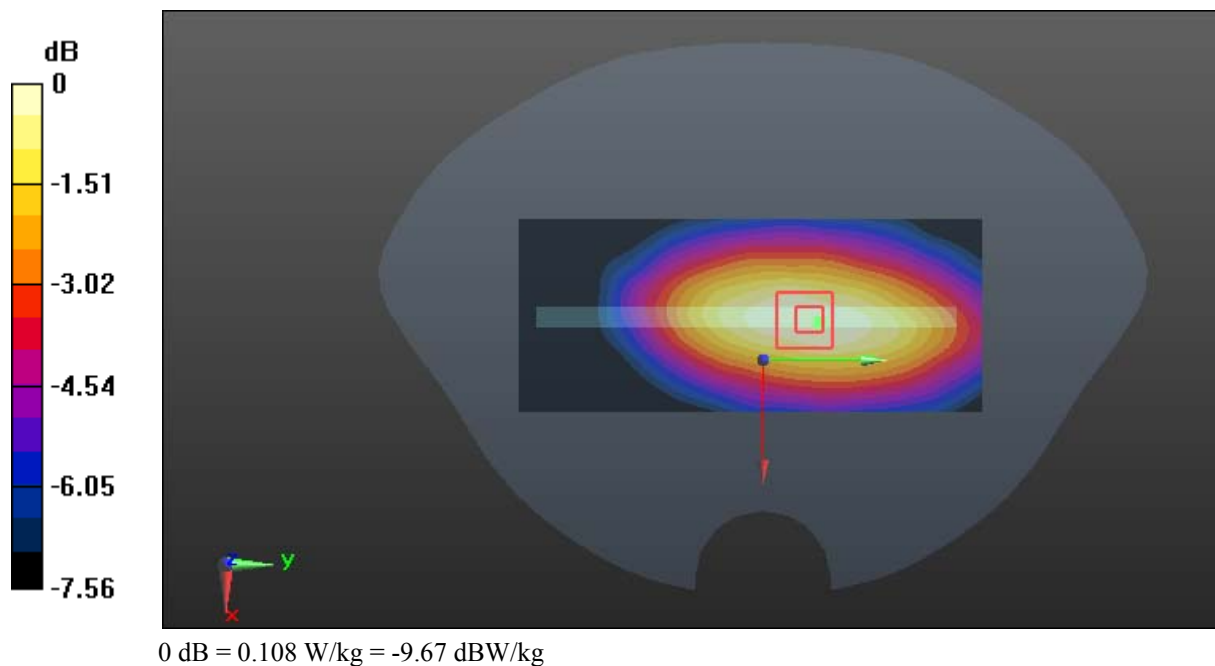
Zoom Scan (6x6x7)/Cube 0: Measurement grid: dx=8mm, dy=8mm, dz=5mm

Reference Value = 9.413 V/m; Power Drift = -0.16 dB

Peak SAR (extrapolated) = 0.121 W/kg

SAR(1 g) = 0.085 W/kg; SAR(10 g) = 0.063 W/kg

Maximum value of SAR (measured) = 0.108 W/kg



Test Plot *#: LTE Band 12_Body Bottom_Middle_1RB**DUT: LTE Mobile Phone; Type: M4 B3; Serial: 18032600421**

Communication System: Generic FDD-LTE; Frequency: 707.5 MHz; Duty Cycle: 1:1
Medium parameters used: $f = 707.5$ MHz; $\sigma = 0.98$ S/m; $\epsilon_r = 55.06$; $\rho = 1000$ kg/m³ ;
Phantom section: Flat Section

DASY5 Configuration:

- Probe: EX3DV4 - SN7441; ConvF(9.95, 9.95, 9.95); Calibrated: 2017/11/2;
- Sensor-Surface: 1.4mm (Mechanical Surface Detection)
- Electronics: DAE4 Sn1459; Calibrated: 2017/9/15
- Phantom: SAM (30deg probe tilt) with CRP v5.0_20150321; Type: QD000P40CD; Serial: TP:1874
- Measurement SW: DASY52, Version 52.8 (8);

Area Scan (81x51x1): Interpolated grid: dx=1.500 mm, dy=1.500 mm

Maximum value of SAR (interpolated) = 0.0578 W/kg

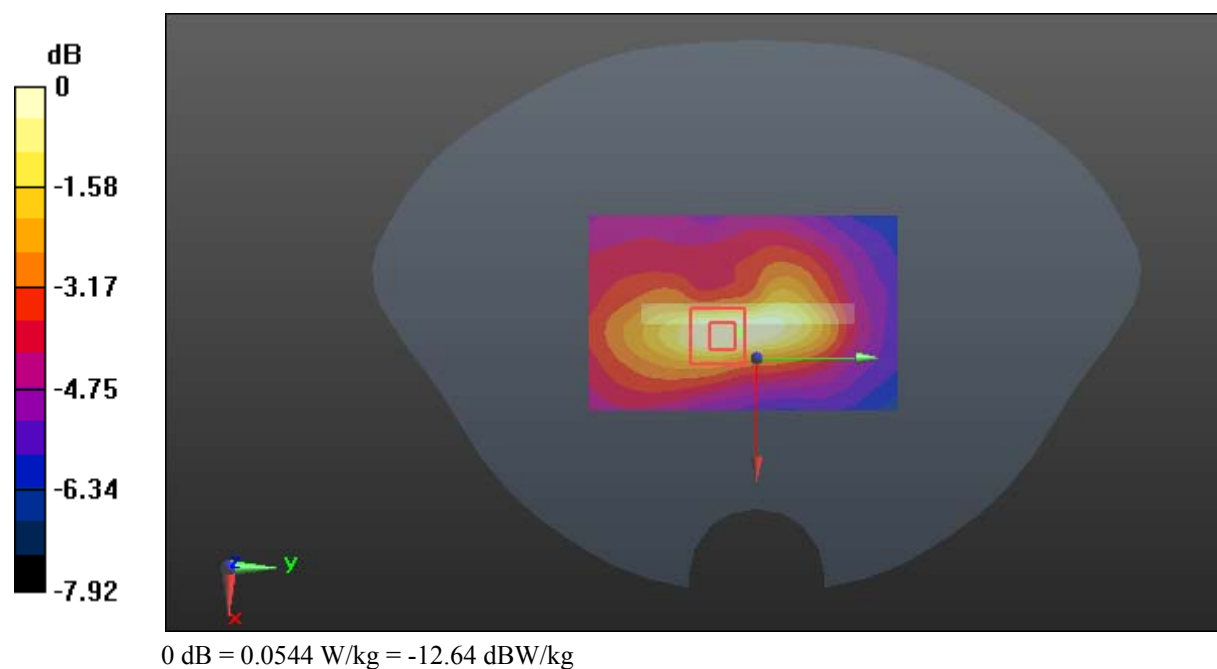
Zoom Scan (6x6x7)/Cube 0: Measurement grid: dx=8mm, dy=8mm, dz=5mm

Reference Value = 6.074 V/m; Power Drift = -0.06 dB

Peak SAR (extrapolated) = 0.0680 W/kg

SAR(1 g) = 0.037 W/kg; SAR(10 g) = 0.025 W/kg

Maximum value of SAR (measured) = 0.0544 W/kg



Test Plot *#: LTE Band 12_Body Bottom_Middle_50%RB**DUT: LTE Mobile Phone; Type: M4 B3; Serial: 18032600421**

Communication System: Generic FDD-LTE; Frequency: 707.5 MHz; Duty Cycle: 1:1
Medium parameters used: $f = 707.5$ MHz; $\sigma = 0.98$ S/m; $\epsilon_r = 55.06$; $\rho = 1000$ kg/m³ ;
Phantom section: Flat Section

DASY5 Configuration:

- Probe: EX3DV4 - SN7441; ConvF(9.95, 9.95, 9.95); Calibrated: 2017/11/2;
- Sensor-Surface: 1.4mm (Mechanical Surface Detection)
- Electronics: DAE4 Sn1459; Calibrated: 2017/9/15
- Phantom: SAM (30deg probe tilt) with CRP v5.0_20150321; Type: QD000P40CD; Serial: TP:1874
- Measurement SW: DASY52, Version 52.8 (8);

Area Scan (81x51x1): Interpolated grid: dx=1.500 mm, dy=1.500 mm

Maximum value of SAR (interpolated) = 0.0550 W/kg

Zoom Scan (6x6x7)/Cube 0: Measurement grid: dx=8mm, dy=8mm, dz=5mm

Reference Value = 5.714 V/m; Power Drift = -0.10 dB

Peak SAR (extrapolated) = 0.0660 W/kg

SAR(1 g) = 0.036 W/kg; SAR(10 g) = 0.024 W/kg

Maximum value of SAR (measured) = 0.0529 W/kg

