

1. TEST SETUP PHOTOGRAPHS

1.1. Photo of Radiated Emissions Measurement (X Position)




Fig.1




Fig.2




Fig.3

1.2. Photo of Line Conducted Emissions Measurement

