


PHOTOGRAPHS FOR JMA-3811

- PHOTO.1 SCANNER UNIT NKE-1055
- PHOTO.2 DISPLAY UNIT NCD-3860
- PHOTO.3 DISPLAY UNIT LEFT SIDE VIEW NCD-3860
- PHOTO.4 DISPLAY UNIT TOP VIEW NCD-3860
- PHOTO.5 DISPLAY UNIT REAR VIEW NCD-3860
- PHOTO.6 DISPLAY UNIT RIGHT SIDE VIEW NCD-3860
- PHOTO.7 FRONT BEZZEL OF DISPLAY UNIT
- PHOTO.8 REAR CHASSIS OF DISPLAY UNIT
- PHOTO.9 POWER SUPPLY PCB CBD-1296 OF DISPLAY UNIT
- PHOTO.10 MAIN CONTROL A PCB OF DISPLAY UNIT CMC-1037
- PHOTO.11 MAIN CONTROL B PCB OF DISPLAY UNIT CMC-1038
- PHOTO.12 DISPLAY CONTROL PCB CPC-200
- PHOTO.13 MARPA PCB CDC-826-1
- PHOTO.14 NOISE FILTER PCB CFR-166 for POWER SUPPLY UNIT
- PHOTO.15 CONTROL PANEL A PCB CCK-709 OF DISPLAY UNIT
- PHOTO.16 CONTROL PANEL B PCB CCK-708 OF DISPLAY UNIT
- PHOTO.17 SCANNER UNIT INSIDE VIEW NKE-1055
- PHOTO.18 TRANCEIVER ASSEMBLY OF SCANNER UNIT NKE-1055
- PHOTO.19 MODULATOR UNIT CME-261
- PHOTO.20 RECEIVER UNIT CAE-344-2




PHOTO.1 SCANNER UNIT NKE-1055



SW3465

PHOTO.2 DISPLAY UNIT NCD-3860



SW3472

PHOTO.3 DISPLAY UNIT LEFT SIDE VIEW NCD-3860




PHOTO.5 DISPLAY UNIT REAR VIEW NCD-3860

SW3467