


APPENDIX 3: Photographs of test setup

Conducted Emission

Front




Side




Radiated Spurious Emission


Front



Rear (Below 1 GHz)



Rear (Above 1 GHz)



Worst Case Position

X-axis



Y-axis



Z-axis



End of Report