


### APPENDIX 3: Photographs of test setup

#### Conducted Emission

Front




Side




## Radiated Spurious Emission


Front



Rear (Below 1 GHz)



Rear (Above 1 GHz)



**Worst Case Position**

**X-axis**



**Y-axis**



**Z-axis**



**End of Report**