



## 8. SETUP PHOTOS

### RADIATED RF MEASUREMENT SETUP FOR MOBILE CONFIGURATION

#### WORST POSITION





**RADIATED RF MEASUREMENT SETUP FOR PORTABLE CONFIGURATION**






Y-AXIS FRONT PHOTO



Y-AXIS BACK PHOTO



Z-AXIS FRONT PHOTO




Z-AXIS BACK PHOTO





**POWERLINE CONDUCTED EMISSIONS MEASUREMENT SETUP**





**END OF REPORT**